




## **Exhibit: Test Setup Photos**

FCC ID: 2AJF76626000006  
IC: 21812-6626000006

Report File #: 7169002570-000

Client	Cognitive Systems Corp.	
Product	amera	
Standard(s)	RSS 247 Issue 2:2017 FCC Part 15 Subpart 15.247:2015	





Figure 1 – EUT Close Up

Client	Cognitive Systems Corp.	
Product	amera	
Standard(s)	RSS 247 Issue 2:2017 FCC Part 15 Subpart 15.247:2015	




Figure 2 – Radiated Emissions Setup – Photo 1



Client	Cognitive Systems Corp.	
Product	amera	
Standard(s)	RSS 247 Issue 2:2017 FCC Part 15 Subpart 15.247:2015	



Figure 3 – Radiated Emissions Setup – Photo 2

Note: As per ANSI C63.10-2013 Clause 6.3.1, below 1GHz, the height of the EUT was set to 80cm. Above 1GHz, the height was raised to 1.5m.



Client	Cognitive Systems Corp.	
Product	amera	
Standard(s)	RSS 247 Issue 2:2017 FCC Part 15 Subpart 15.247:2015	




Figure 4 – Radiated Emissions Setup – Photo 3

Note: As per ANSI C63.10-2013 Clause 6.3.1, above 1GHz, the height of the EUT was set to 1.5m.



Client	Cognitive Systems Corp.	
Product	amera	
Standard(s)	RSS 247 Issue 2:2017 FCC Part 15 Subpart 15.247:2015	



Figure 5 – Radiated Emissions Setup – Photo 4

Note: As per ANSI C63.10-2013 Clause 6.3.1, above 1GHz, the height of the EUT was set to 1.5m.

Client	Cognitive Systems Corp.	
Product	amera	
Standard(s)	RSS 247 Issue 2:2017 FCC Part 15 Subpart 15.247:2015	





Figure 6 – Antenna Port Conducted Emissions Setup

Client	Cognitive Systems Corp.	
Product	amera	
Standard(s)	RSS 247 Issue 2:2017 FCC Part 15 Subpart 15.247:2015	




Figure 7 – Conducted Emissions Setup