


Exhibit A (Normative) - Test Setup Photographs

1.1 AC Line Conducted Emissions Front View



1.2 AC Line Conducted Emissions Side View




1.3 Radiated Emission below 30MHz Front View




1.4 Radiated Emission below 30MHz Rear View




1.5 RF Exposure Measurement-Position A




1.6 RF Exposure Measurement-Position B



1.7 RF Exposure Measurement-Position C



1.8 RF Exposure Measurement-Position D



1.9 RF Exposure Measurement-Position E

