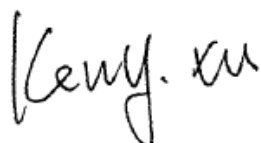


# SAR Evaluation Report

**Application No.:** SZEM1901010194CR  
**Applicant:** SHENZHEN LOFTYNN INTELLIGENCE CO., LTD.  
**Address of Applicant:** Bldg. One No.88 Baishisha Longwangmiao Industrial Fu Yong Baoan Shenzhen 518103, China P.R.C  
**Manufacturer:** EXVISION INDUSTRIES LIMITED  
**Address of Manufacturer:** 3/F, No.65, Gongye 6th Road, Longyan, Humen Dongguan, 523925 China, P.R.C  
**Factory:** EXVISION INDUSTRIES LIMITED  
**Address of Factory:** 3/F, No.65, Gongye 6th Road, Longyan, Humen Dongguan, 523925 China, P.R.C  
**Equipment Under Test (EUT):**  
**EUT Name:** Baby Monitor  
**Model No.:** HD960R  
**Trade Mark:** AXVUE  
**FCC ID:** 2AJD6-HD960R  
**Standards:** 47 CFR Part 1.1307  
 47 CFR Part 2.1093  
 KDB447498D01 General RF Exposure Guidance v06  
**Date of Receipt:** 2019-01-08  
**Date of Test:** 2019-01-17 to 2019-06-28  
**Date of Issue:** 2019-07-04

<b>Test Result :</b>	<b>PASS*</b>
----------------------	--------------

\* In the configuration tested, the EUT complied with the standards specified above.





Keny Xu  
 EMC Laboratory Manager



## 2 Version

Revision Record				
Version	Chapter	Date	Modifier	Remark
01		2019-07-04		Original

Authorized for issue by:			
			
		<hr/> <b>Leo Li /Project Engineer</b>	
			
		<hr/> <b>Eric Fu /Reviewer</b>	





### 3 Contents

	Page
<b>1 COVER PAGE</b> .....	<b>1</b>
<b>2 VERSION</b> .....	<b>2</b>
<b>3 CONTENTS</b> .....	<b>3</b>
<b>4 GENERAL INFORMATION</b> .....	<b>4</b>
4.1 GENERAL DESCRIPTION OF EUT .....	4
4.2 TEST LOCATION.....	5
4.3 TEST FACILITY.....	5
4.4 DEVIATION FROM STANDARDS.....	5
4.5 ABNORMALITIES FROM STANDARD CONDITIONS .....	5
4.6 OTHER INFORMATION REQUESTED BY THE CUSTOMER.....	5
<b>5 SAR EVALUATION</b> .....	<b>6</b>
5.1 RF EXPOSURE COMPLIANCE REQUIREMENT.....	6
5.1.1 <i>Standard Requirement</i> .....	6
5.1.2 <i>Limits</i> .....	6
5.1.3 <i>EUT RF Exposure</i> .....	6-8



## 4 General Information

### 4.1 General Description of EUT

Power supply:	DC 7.5V Adapter Model: P6 0750500 Input: AC 100~240V 50/60Hz 250mA Output: DC 7.5V 500mA Li-Ion Battery: 3.7V 300mAh rechargeable battery which charged by adapter
Cable:	DC cable: 195cm unshielded
Operation Frequency:	2410MHz to 2477MHz
Modulation Type:	GFSK
Number of Channels:	20
Antenna Type:	PIFA Antenna
Antenna Gain:	0dBi

#### Channel lists

Channel No.	Frequency	Channel No.	Frequency	Channel No.	Frequency
1	2410	8	2434.5	15	2459
2	2413.5	9	2438	16	2462.5
3	2417	10	2441.5	17	2466
4	2420.5	11	2445	18	2469.5
5	2424	12	2448.5	19	2473
6	2427.5	13	2452	20	2477
7	2431	14	2455.5		



## 4.2 Test Location

All tests were performed at:

SGS-CSTC Standards Technical Services Co., Ltd. Shenzhen Branch

No. 1 Workshop, M-10, Middle section, Science & Technology Park, Shenzhen, Guangdong, China  
518057

Telephone: +86 (0) 755 2601 2053 Fax: +86 (0) 755 2671 0594

No tests were sub-contracted.

## 4.3 Test Facility

The test facility is recognized, certified, or accredited by the following organizations:

- **CNAS (No. CNAS L2929)**

CNAS has accredited SGS-CSTC Standards Technical Services Co., Ltd. Shenzhen Branch EMC Lab to ISO/IEC 17025:2005 General Requirements for the Competence of Testing and Calibration Laboratories (CNAS-CL01 Accreditation Criteria for the Competence of Testing and Calibration Laboratories) for the competence in the field of testing.

- **A2LA (Certificate No. 3816.01)**

SGS-CSTC Standards Technical Services Co., Ltd., Shenzhen EMC Laboratory is accredited by the American Association for Laboratory Accreditation(A2LA). Certificate No. 3816.01.

- **VCCI**

The 3m Fully-anechoic chamber for above 1GHz, 10m Semi-anechoic chamber for below 1GHz, Shielded Room for Mains Port Conducted Interference Measurement and Telecommunication Port Conducted Interference Measurement of SGS-CSTC Standards Technical Services Co., Ltd. have been registered in accordance with the Regulations for Voluntary Control Measures with Registration No.: G-20026, R-14188, C-12383 and T-11153 respectively.

- **FCC –Designation Number: CN1178**

SGS-CSTC Standards Technical Services Co., Ltd., Shenzhen EMC Laboratory has been recognized as an accredited testing laboratory.

Designation Number: CN1178. Test Firm Registration Number: 406779.

- **Innovation, Science and Economic Development Canada**

SGS-CSTC Standards Technical Services Co., Ltd., Shenzhen EMC Laboratory has been recognized by ISED as an accredited testing laboratory.

CAB identifier: CN0006.

IC#: 4620C.

## 4.4 Deviation from Standards

None.

## 4.5 Abnormalities from Standard Conditions

None.

## 4.6 Other Information Requested by the Customer

None.



## 5 SAR Evaluation

### 5.1 RF Exposure Compliance Requirement

#### 5.1.1 Standard Requirement

According to KDB447498D01 General RF Exposure Guidance v06

##### 4.3.1. Standalone SAR test exclusion considerations

Unless specifically required by the published RF exposure KDB procedures, standalone 1-g head or body and 10-g extremity SAR evaluation for general population exposure conditions, by measurement or numerical simulation, is not required when the corresponding SAR Exclusion Threshold condition, listed below, is satisfied.

#### 5.1.2 Limits

The 1-g and 10-g SAR test exclusion thresholds for 100 MHz to 6 GHz at test separation distances  $\leq 50$  mm are determined by:

$[(\text{max. power of channel, including tune-up tolerance, mW}) / (\text{min. test separation distance, mm})] \cdot [\sqrt{f(\text{GHz})}] \leq 3.0$  for 1-g SAR and  $\leq 7.5$  for 10-g extremity SAR, where

$f(\text{GHz})$  is the RF channel transmit frequency in GHz

Power and distance are rounded to the nearest mW and mm before calculation<sup>17</sup>

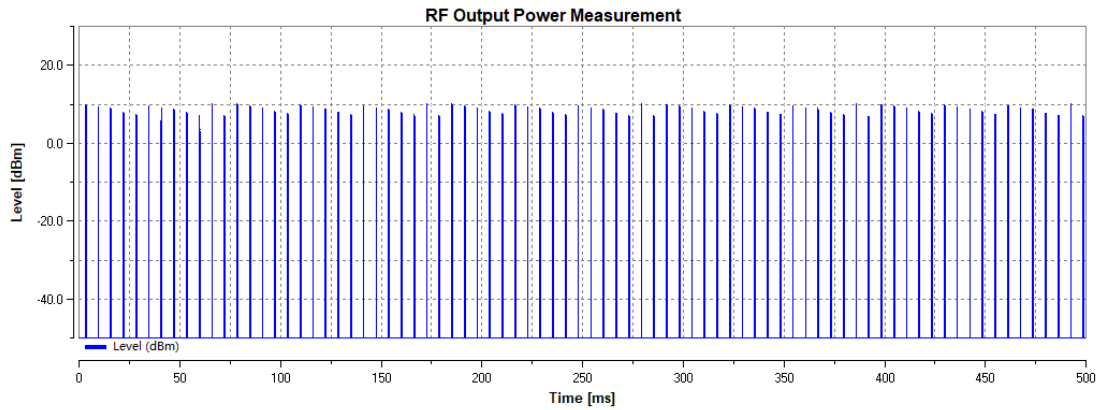
The result is rounded to one decimal place for comparison

The test exclusions are applicable only when the minimum test separation distance is  $\leq 50$  mm and for transmission frequencies between 100 MHz and 6 GHz. When the minimum test separation distance is  $< 5$  mm, a distance of 5 mm is applied to determine SAR test exclusion

#### 5.1.3 EUT RF Exposure



**Duty Cycle:**



According to the test data of the duty cycle above, the duty cycle is 0.0593  
 The Max Conducted Peak Output Power is 10.54dBm= 11.32mW;  
 The source- based time-averaging conducted output power is 11.32 x 0.0593= 0.67mW

According to the formula. calculate the test exclusion thresholds:

$$[(\text{max. power of channel, including tune-up tolerance, mW})/(\text{min. test separation distance, mm})] \cdot [\sqrt{f(\text{GHz})}]$$

$$\text{General RF Exposure} = (0.67\text{mW} / 5 \text{ mm} ) \times \sqrt{2.410\text{GHz}} = 0.21 \text{ ①}$$

SAR requirement:

$$S = 3.0 \text{ ② ;}$$

$$\text{①} < \text{②} .$$

So the SAR report is not required.

- End of the Report -

