

Client **Sporton**

Certificate No: **5G-Veri60-1009\_Apr18**

**CALIBRATION CERTIFICATE**

Object **5G Verification Source 60 GHz – SN: 1009**

Calibration procedure(s) **QA CAL-45.v1  
Calibration procedure for 5G Verification and Validation Sources**



Calibration date: **April 05, 2018**

This calibration certificate documents the traceability to national standards, which realize the physical units of measurements (SI).  
The measurements and the uncertainties with confidence probability are given on the following pages and are part of the certificate.

All calibrations have been conducted in the closed laboratory facility: environment temperature (22 ± 3)°C and humidity < 70%.

Calibration Equipment used (M&TE critical for calibration)

Primary Standards	ID #	Cal Date (Certificate No.)	Scheduled Calibration
Reference Probe EUmmWV2	SN: 9374	23-Mar-18 (No. EUmmWV2-9374_Mar18)	Mar-19
DAE4	SN: 1215	26-Feb-18 (No. DAE4-1215_Feb18)	Feb-19
Secondary Standards	ID #	Check Date (in house)	Scheduled Check

	<b>Name</b>	<b>Function</b>	<b>Signature</b>
Calibrated by:	Leif Klysner	Laboratory Technician	
Approved by:	Katja Pokovic	Technical Manager	

Issued: April 28, 2018

This calibration certificate shall not be reproduced except in full without written approval of the laboratory.

## Glossary

CW                      Continuous wave

### Calibration is Performed According to the Following Standards

- Internal procedure QA CAL-45-5Gsources
- IEC TR-63170 ED1, "Measurement procedure for the evaluation of power density related to human exposure to radio frequency fields from wireless communication devices operating between 6 GHz and 100 GHz", November 2017
- DASY6 Handbook

### Methods Applied and Interpretation of Parameters

- *Coordinate System:* z-axis in the waveguide horn boresight, x-axis is in the direction of the E-field, y-axis normal to the others in the field scanning plane parallel to the horn flare and horn flange.
- *Measurement Conditions:* (1) 10 GHz: The forward power to the horn antenna is measured prior and after the measurement with a power sensor. During the measurements, the horn is directly mounted to the waveguide source and the reflected power is monitored and adjusted. (2) 30, 60 and 90 GHz: The verification sources are switched on for at least 30 minutes. Absorbers are used around the probe cup to minimize reflections.
- *Horn Positioning:* The waveguide horn is mounted vertically on the flange of the waveguide source to allow vertical positioning of the EUmmW probe during the scan. The plane is parallel to the phantom surface (plane height defined by teaching the point at the surface of the flare of the horn).
- *E- field distribution:* E field is measured in four x-y-planes (10mm, 10mm +  $\lambda/4$ , 150mm; 150mm+  $\lambda/4$ ) with a vectorial E-field probe. The results at 150 mm are used to derive radiated power  $P_{rad}$  using numerically determined values. The E-field value stated as calibration value represents the E-field-maxima and the averaged (1cm<sup>2</sup> and 4cm<sup>2</sup>) power density values at 10mm in front of the horn.
- *E-field polarization:* Above the open horn, linear polarization of the field is expected.

### Calibrated Quantity

- Local peak E-field and spatial-averaged power density S (1 cm<sup>2</sup> and 4cm<sup>2</sup>) at 10, 30, 60 or 90 GHz.

The reported uncertainty of measurement is stated as the standard uncertainty of measurement multiplied by the coverage factor  $k=2$ , which for a normal distribution corresponds to a coverage probability of approximately 95%.

## Measurement Conditions

DASY system configuration, as far as not given on page 1.

DASY Version	cDASY6 5G module	V1.0.0.12565
Phantom	5G Phantom	
Distance Horn Aperture - plane	10 mm and 150 mm	
XY Scan Resolution	dx, dy = $\lambda/4$	
Number of measured planes	4 (10mm, 10mm + $\lambda/4$ , 150mm; 150mm+ $\lambda/4$ )	
Frequency	60 GHz $\pm$ 10 MHz	

## Calibration Parameters, 60 GHz

Distance Horn Aperture to Measured Plane	$P_{rad}^1$ (dBm)	Max E-field (V/m)	Uncertainty E ( $k = 2$ )	Avg Power Density (W/m <sup>2</sup> )		Uncertainty S ( $k = 2$ )
				1 cm <sup>2</sup>	4 cm <sup>2</sup>	
10 mm	21.1	413.0	1.2 dB	345.0	239.0	1.4 dB
150 mm	21.1	109.0	1.2 dB	30.5	28.3	1.4 dB

<sup>1</sup> derived from far-field E-field data



Accredited by the Swiss Accreditation Service (SAS)  
The Swiss Accreditation Service is one of the signatories to the EA  
Multilateral Agreement for the recognition of calibration certificates

Accreditation No.: **SCS 0108**

Client **Auden**

Certificate No: **DAE4-910\_Jun18**

## CALIBRATION CERTIFICATE

Object **DAE4 - SD 000 D04 BK - SN: 910**

Calibration procedure(s) **QA CAL-06.v29  
Calibration procedure for the data acquisition electronics (DAE)**

Calibration date: **June 21, 2018**

This calibration certificate documents the traceability to national standards, which realize the physical units of measurements (SI).  
The measurements and the uncertainties with confidence probability are given on the following pages and are part of the certificate.

All calibrations have been conducted in the closed laboratory facility: environment temperature (22 ± 3)°C and humidity < 70%.

Calibration Equipment used (M&TE critical for calibration)

Primary Standards	ID #	Cal Date (Certificate No.)	Scheduled Calibration
Keithley Multimeter Type 2001	SN: 0810278	31-Aug-17 (No:21092)	Aug-18
Secondary Standards	ID #	Check Date (in house)	Scheduled Check
Auto DAE Calibration Unit	SE UWS 053 AA 1001	04-Jan-18 (in house check)	In house check: Jan-19
Calibrator Box V2.1	SE UMS 006 AA 1002	04-Jan-18 (in house check)	In house check: Jan-19

Calibrated by:	Name <b>Dominique Steffen</b>	Function <b>Laboratory Technician</b>	Signature 
Approved by:	<b>Sven Kühn</b>	<b>Deputy Manager</b>	

Issued: June 21, 2018

This calibration certificate shall not be reproduced except in full without written approval of the laboratory.



Accredited by the Swiss Accreditation Service (SAS)

The Swiss Accreditation Service is one of the signatories to the EA  
Multilateral Agreement for the recognition of calibration certificates

Accreditation No.: **SCS 0108**

## Glossary

DAE	data acquisition electronics
Connector angle	information used in DASY system to align probe sensor X to the robot coordinate system.

## Methods Applied and Interpretation of Parameters

- *DC Voltage Measurement:* Calibration Factor assessed for use in DASY system by comparison with a calibrated instrument traceable to national standards. The figure given corresponds to the full scale range of the voltmeter in the respective range.
- *Connector angle:* The angle of the connector is assessed measuring the angle mechanically by a tool inserted. Uncertainty is not required.
- The following parameters as documented in the Appendix contain technical information as a result from the performance test and require no uncertainty.
  - *DC Voltage Measurement Linearity:* Verification of the Linearity at +10% and -10% of the nominal calibration voltage. Influence of offset voltage is included in this measurement.
  - *Common mode sensitivity:* Influence of a positive or negative common mode voltage on the differential measurement.
  - *Channel separation:* Influence of a voltage on the neighbor channels not subject to an input voltage.
  - *AD Converter Values with inputs shorted:* Values on the internal AD converter corresponding to zero input voltage
  - *Input Offset Measurement:* Output voltage and statistical results over a large number of zero voltage measurements.
  - *Input Offset Current:* Typical value for information; Maximum channel input offset current, not considering the input resistance.
  - *Input resistance:* Typical value for information: DAE input resistance at the connector, during internal auto-zeroing and during measurement.
  - *Low Battery Alarm Voltage:* Typical value for information. Below this voltage, a battery alarm signal is generated.
  - *Power consumption:* Typical value for information. Supply currents in various operating modes.

## DC Voltage Measurement

A/D - Converter Resolution nominal

High Range: 1LSB = 6.1 $\mu$ V, full range = -100...+300 mV

Low Range: 1LSB = 61nV, full range = -1.....+3mV

DASY measurement parameters: Auto Zero Time: 3 sec; Measuring time: 3 sec

Calibration Factors	X	Y	Z
High Range	403.316 $\pm$ 0.02% (k=2)	402.740 $\pm$ 0.02% (k=2)	403.223 $\pm$ 0.02% (k=2)
Low Range	3.98189 $\pm$ 1.50% (k=2)	3.94034 $\pm$ 1.50% (k=2)	3.94948 $\pm$ 1.50% (k=2)

## Connector Angle

Connector Angle to be used in DASY system	270.0 $\pm$ 1 $^{\circ}$
---	--------------------------

## Appendix (Additional assessments outside the scope of SCS0108)

### 1. DC Voltage Linearity

High Range	Reading ( $\mu\text{V}$ )	Difference ( $\mu\text{V}$ )	Error (%)
Channel X + Input	200036.85	-0.57	-0.00
Channel X + Input	20007.13	1.21	0.01
Channel X - Input	-20003.15	2.23	-0.01
Channel Y + Input	200035.57	-4.86	-0.00
Channel Y + Input	20005.66	-0.36	-0.00
Channel Y - Input	-20005.78	-0.47	0.00
Channel Z + Input	200031.43	-6.16	-0.00
Channel Z + Input	20004.85	-0.87	-0.00
Channel Z - Input	-20006.04	-0.58	0.00

Low Range	Reading ( $\mu\text{V}$ )	Difference ( $\mu\text{V}$ )	Error (%)
Channel X + Input	2001.67	0.16	0.01
Channel X + Input	201.92	0.42	0.21
Channel X - Input	-198.17	0.31	-0.16
Channel Y + Input	2001.38	-0.14	-0.01
Channel Y + Input	201.49	-0.03	-0.01
Channel Y - Input	-198.91	-0.42	0.21
Channel Z + Input	2002.08	0.66	0.03
Channel Z + Input	199.86	-1.52	-0.75
Channel Z - Input	-200.22	-1.73	0.87

### 2. Common mode sensitivity

DASY measurement parameters: Auto Zero Time: 3 sec; Measuring time: 3 sec

	Common mode Input Voltage (mV)	High Range Average Reading ( $\mu\text{V}$ )	Low Range Average Reading ( $\mu\text{V}$ )
Channel X	200	-12.45	-14.44
	- 200	16.44	14.50
Channel Y	200	6.37	5.97
	- 200	-7.85	-7.73
Channel Z	200	-11.52	-12.01
	- 200	10.51	10.13

### 3. Channel separation

DASY measurement parameters: Auto Zero Time: 3 sec; Measuring time: 3 sec

	Input Voltage (mV)	Channel X ( $\mu\text{V}$ )	Channel Y ( $\mu\text{V}$ )	Channel Z ( $\mu\text{V}$ )
Channel X	200	-	4.62	-2.89
Channel Y	200	9.63	-	4.93
Channel Z	200	10.63	7.69	-

#### 4. AD-Converter Values with inputs shorted

DASY measurement parameters: Auto Zero Time: 3 sec; Measuring time: 3 sec

	High Range (LSB)	Low Range (LSB)
Channel X	16196	17184
Channel Y	15388	15032
Channel Z	16713	16294

#### 5. Input Offset Measurement

DASY measurement parameters: Auto Zero Time: 3 sec; Measuring time: 3 sec

Input 10M $\Omega$

	Average ( $\mu$ V)	min. Offset ( $\mu$ V)	max. Offset ( $\mu$ V)	Std. Deviation ( $\mu$ V)
Channel X	1.84	0.59	3.46	0.62
Channel Y	1.42	0.15	2.77	0.52
Channel Z	-0.96	-2.82	0.61	0.60

#### 6. Input Offset Current

Nominal Input circuitry offset current on all channels: <25fA

#### 7. Input Resistance (Typical values for information)

	Zeroing (kOhm)	Measuring (MOhm)
Channel X	200	200
Channel Y	200	200
Channel Z	200	200

#### 8. Low Battery Alarm Voltage (Typical values for information)

Typical values	Alarm Level (VDC)
Supply (+ Vcc)	+7.9
Supply (- Vcc)	-7.6

#### 9. Power Consumption (Typical values for information)

Typical values	Switched off (mA)	Stand by (mA)	Transmitting (mA)
Supply (+ Vcc)	+0.01	+6	+14
Supply (- Vcc)	-0.01	-8	-9





Accredited by the Swiss Accreditation Service (SAS)  
The Swiss Accreditation Service is one of the signatories to the EA  
Multilateral Agreement for the recognition of calibration certificates

Accreditation No.: **SCS 0108**

Client **Sporton**

Certificate No: **EUmmWV2-9388\_Apr18**

## CALIBRATION CERTIFICATE

Object **EUmmWV2 - SN:9388**

Calibration procedure(s) **QA CAL-02.v8, QA CAL-25.v6, QA CAL-42.v2**  
**Calibration procedure for E-field probes optimized for close near field evaluations in air**

Calibration date: **April 10, 2018**

This calibration certificate documents the traceability to national standards, which realize the physical units of measurements (SI).  
The measurements and the uncertainties with confidence probability are given on the following pages and are part of the certificate.

All calibrations have been conducted in the closed laboratory facility: environment temperature (22 ± 3)°C and humidity < 70%.

Calibration Equipment used (M&TE critical for calibration)

Primary Standards	ID	Cal Date (Certificate No.)	Scheduled Calibration
Power meter NRP	SN: 104778	04-Apr-18 (No. 217-02672/02673)	Apr-19
Power sensor NRP-Z91	SN: 103244	04-Apr-18 (No. 217-02672)	Apr-19
Power sensor NRP-Z91	SN: 103245	04-Apr-18 (No. 217-02673)	Apr-19
Reference 20 dB Attenuator	SN: S5277 (20x)	04-Apr-18 (No. 217-02682)	Apr-19
Reference Probe ER3DV6	SN: 2328	10-Oct-17 (No. ER3-2328_Oct17)	Oct-18
DAE4	SN: 789	2-Aug-17 (No. DAE4-789_Aug17)	Aug-18
Secondary Standards	ID	Check Date (in house)	Scheduled Check
Power meter E4419B	SN: GB41293874	06-Apr-16 (in house check Jun-16)	In house check: Jun-18
Power sensor E4412A	SN: MY41498087	06-Apr-16 (in house check Jun-16)	In house check: Jun-18
Power sensor E4412A	SN: 000110210	06-Apr-16 (in house check Jun-16)	In house check: Jun-18
RF generator HP 8648C	SN: US3642U01700	04-Aug-99 (in house check Jun-16)	In house check: Jun-18
Network Analyzer HP 8753E	SN: US37390585	18-Oct-01 (in house check Oct-17)	In house check: Oct-18

Calibrated by:	Name <b>Jeton Kastrati</b>	Function Laboratory Technician	Signature 
Approved by:	Name <b>Katja Pokovic</b>	Function Technical Manager	Signature 

Issued: April 28, 2018

This calibration certificate shall not be reproduced except in full without written approval of the laboratory.



Accredited by the Swiss Accreditation Service (SAS)

Accreditation No.: **SCS 0108**

The Swiss Accreditation Service is one of the signatories to the EA  
Multilateral Agreement for the recognition of calibration certificates

**Glossary:**

NORM <sub>x,y,z</sub>	sensitivity in free space
DCP	diode compression point
CF	crest factor (1/duty_cycle) of the RF signal
A, B, C, D	modulation dependent linearization parameters
Polarization $\varphi$	$\varphi$ rotation around probe axis
Polarization $\vartheta$	$\vartheta$ rotation around an axis that is in the plane normal to probe axis (at measurement center), i.e., $\vartheta = 0$ is normal to probe axis
Connector Angle	information used in DASY system to align probe sensor X to the robot coordinate system
Sensor Angles $k$	sensor deviation from the probe axis, used to calculate the field orientation and polarization is the wave propagation direction

**Calibration is Performed According to the Following Standards:**

- a) IEEE Std 1309-2005, "IEEE Standard for calibration of electromagnetic field sensors and probes, excluding antennas, from 9 kHz to 40 GHz", December 2005

**Methods Applied and Interpretation of Parameters:**

- *NORM<sub>x,y,z</sub>*: Assessed for E-field polarization  $\vartheta = 0$  for XY sensors and  $\vartheta = 90$  for Z sensor ( $f \leq 900$  MHz in TEM-cell;  $f > 1800$  MHz: R22 waveguide). For frequencies  $> 6$  GHz, the far field in front of waveguide horn antennas is measured for a set of frequencies in various waveguide bands up to 110 GHz.
- *DCP<sub>x,y,z</sub>*: DCP are numerical linearization parameters assessed based on the data of power sweep with CW signal (no uncertainty required). DCP does not depend on frequency nor media.
- *PAR*: PAR is the Peak to Average Ratio that is not calibrated but determined based on the signal characteristics
- The frequency sensor model parameters are determined prior to calibration based on a frequency sweep (sensor model involving resistors R, R<sub>p</sub>, inductance L and capacitors C, C<sub>p</sub>).
- *A<sub>x,y,z</sub>; B<sub>x,y,z</sub>; C<sub>x,y,z</sub>; D<sub>x,y,z</sub>; VR<sub>x,y,z</sub>*: A, B, C, D are numerical linearization parameters assessed based on the data of power sweep for specific modulation signal. The parameters do not depend on frequency nor media. VR is the maximum calibration range expressed in RMS voltage across the diode.
- *Sensor Offset*: The sensor offset corresponds to the mechanical from the probe tip (on probe axis). No tolerance required.
- *Connector Angle*: The angle is assessed using the information gained by determining the *NORM<sub>x</sub>* (no uncertainty required).
- *Equivalent Sensor Angle*: The two probe sensors are mounted in the same plane at different angles. The angles are assessed using the information gained by determining the *NORM<sub>x</sub>* (no uncertainty required).
- *Spherical isotropy (3D deviation from isotropy)*: in a locally homogeneous field realized using an open waveguide / horn setup.

# Probe EUmmWV2

## SN:9388

Manufactured: June 14, 2017  
Calibrated: April 10, 2018

**Calibrated for DASY Systems**  
(Note: non-compatible with DASY2 system!)

## DASY - Parameters of Probe: EUmmWV2 - SN:9388

### Basic Calibration Parameters (750 MHz – 3 GHz)

	Sensor X	Sensor Y	Unc (k=2)
Norm ( $\mu V/(V/m)^2$ )	0.01971	0.02321	$\pm 10.1 \%$
DCP (mV) <sup>B</sup>	105.0	105.0	
Equivalent Sensor Angle	-59.2	32.2	

### Calibration results for Frequency Response (6 – 110 GHz)

Frequency GHz	Target E-Field V/m	Deviation Sensor X dB	Deviation Sensor Y dB	Unc (k=2) dB
6.6	40.04	-0.09	0.03	$\pm 0.98$ dB
8	48.41	-0.39	-0.36	$\pm 0.98$ dB
10	54.41	-0.11	-0.06	$\pm 0.98$ dB
15	75.04	-0.02	0.14	$\pm 0.98$ dB
18	85.30	0.29	0.17	$\pm 0.98$ dB
26.6	96.89	0.38	0.36	$\pm 0.98$ dB
30	92.55	0.32	0.29	$\pm 0.98$ dB
35	93.71	0.08	0.09	$\pm 0.98$ dB
40	91.46	-0.13	-0.21	$\pm 0.98$ dB
50	19.62	0.28	0.19	$\pm 0.98$ dB
55	22.38	0.30	0.24	$\pm 0.98$ dB
60	23.03	0.18	0.04	$\pm 0.98$ dB
65	27.40	-0.17	-0.16	$\pm 0.98$ dB
70	23.95	-0.23	-0.27	$\pm 0.98$ dB
75	19.61	-0.24	-0.29	$\pm 0.98$ dB
75	14.11	-0.15	-0.12	$\pm 0.98$ dB
80	21.51	-0.30	-0.07	$\pm 0.98$ dB
85	22.75	-0.07	0.06	$\pm 0.98$ dB
90	23.84	0.23	0.30	$\pm 0.98$ dB
92	23.93	0.06	0.00	$\pm 0.98$ dB
95	20.55	0.04	0.00	$\pm 0.98$ dB
97	24.41	0.15	0.03	$\pm 0.98$ dB
100	22.61	0.13	0.06	$\pm 0.98$ dB
105	22.75	0.00	0.02	$\pm 0.98$ dB
110	18.85	-0.38	-0.26	$\pm 0.98$ dB

### Calibration Results for Modulation Response

UID	Communication System Name		A dB	B dB/ $\mu V$	C	D dB	VR mV	Max dev.	Unc <sup>E</sup> (k=2)
0	CW	X	0.0	0.0	1.0	0.00	50.4	+ 2.5 %	$\pm 4.7 \%$
		Y	0.0	0.0	1.0		22.6		

Note: For details on UID parameters see Appendix

The reported uncertainty of measurement is stated as the standard uncertainty of measurement multiplied by the coverage factor k=2, which for a normal distribution corresponds to a coverage probability of approximately 95%.

<sup>B</sup> Numerical linearization parameter; uncertainty not required.

<sup>E</sup> Uncertainty is determined using the max. deviation from linear response applying rectangular distribution and is expressed for the square of the field value.

## DASY - Parameters of Probe: EUmmWV2 - SN:9388

### Sensor Frequency Model Parameters

	Sensor X	Sensor Y
R ( $\Omega$ )	38.90	41.13
R <sub>p</sub> ( $\Omega$ )	95.86	92.34
L (nH)	0.03220	0.03158
C (pF)	0.2221	0.2600
C <sub>p</sub> (pF)	0.1255	0.1212


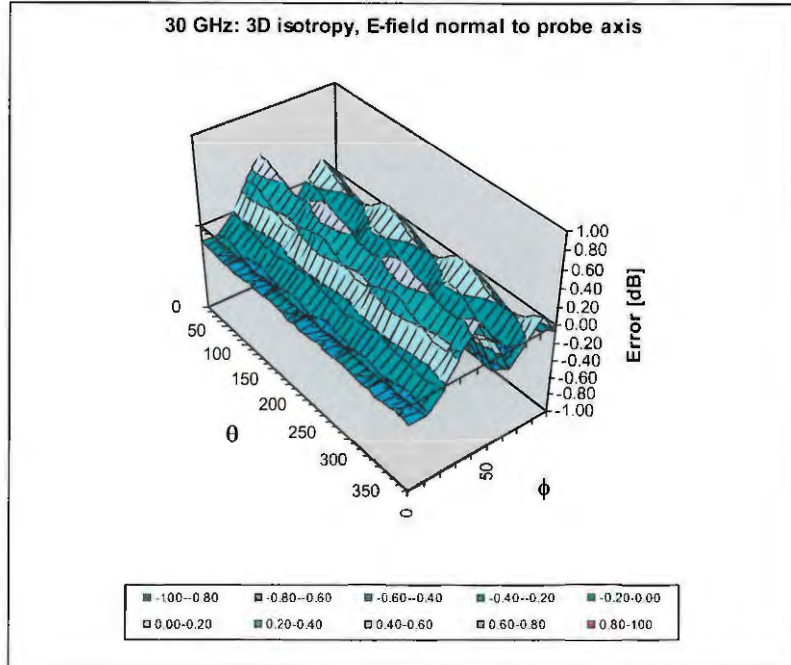
### Sensor Model Parameters

	C1 fF	C2 fF	$\alpha$ V <sup>-1</sup>	T1 ms.V <sup>-2</sup>	T2 ms.V <sup>-1</sup>	T3 ms	T4 V <sup>-2</sup>	T5 V <sup>-1</sup>	T6
X	7.692	52.62	30.48	0.916	2.245	4.905	0	0.502	0.997
Y	5.836	42.35	33.63	0.916	2.257	4.941	0	0.824	0.999

### Other Probe Parameters

Sensor Arrangement	Rectangular
Connector Angle (°)	44.0
Mechanical Surface Detection Mode	enabled
Optical Surface Detection Mode	disabled
Probe Overall Length	320 mm
Probe Body Diameter	8 mm
Tip Length	23 mm
Tip Diameter	8.0 mm
Probe Tip to Sensor X Calibration Point	1.5 mm
Probe Tip to Sensor Y Calibration Point	1.5 mm

## Deviation from Isotropy in Air f = 30 GHz



Probe isotropy for  $E_{tot}$ : probe rotated  $\phi = 0^\circ$  to  $360^\circ$ , tilted from field propagation direction  $\vec{k}$   
 Parallel to the field propagation ( $\psi = 0^\circ - 90^\circ$ ): deviation within  $\pm 0.29$  dB  
 Normal to field orientation ( $\theta = 0^\circ - 90^\circ$ ): deviation within  $\pm 0.44$  dB

**Appendix: Modulation Calibration Parameters**

UID	Communication System Name		A dB	B dB $\sqrt{\mu V}$	C	D dB	VR mV	Max Unc <sup>E</sup> (k=2)
0	CW	X	0.00	0.00	1.00	0.00	50.4	+ 2.5 %
		Y	0.00	0.00	1.00		22.6	
10010- CAA	SAR Validation (Square, 100ms, 10ms)	X	20.27	95.24	24.78	10.00	6.0	$\pm$ 9.6 %
		Y	100.00	124.77	33.94		6.0	
10011- CAB	UMTS-FDD (WCDMA)	X	1.10	72.99	15.92	0.00	34.0	$\pm$ 9.6 %
		Y	0.70	68.07	12.53		34.0	
10012- CAB	IEEE 802.11b WiFi 2.4 GHz (DSSS, 1 Mbps)	X	1.21	65.15	14.48	0.41	42.0	$\pm$ 9.6 %
		Y	1.13	64.18	13.39		42.0	
10013- CAB	IEEE 802.11g WiFi 2.4 GHz (DSSS-OFDM, 6 Mbps)	X	3.69	67.29	15.36	1.46	10.0	$\pm$ 9.6 %
		Y	3.37	66.59	14.42		10.0	
10021- DAC	GSM-FDD (TDMA, GMSK)	X	59.31	114.97	31.64	9.39	7.0	$\pm$ 9.6 %
		Y	100.00	129.67	36.88		7.0	
10023- DAC	GPRS-FDD (TDMA, GMSK, TN 0)	X	14.03	89.93	23.99	9.57	7.0	$\pm$ 9.6 %
		Y	82.72	122.85	34.34		7.0	
10024- DAC	GPRS-FDD (TDMA, GMSK, TN 0-1)	X	73.26	119.29	31.17	6.56	13.0	$\pm$ 9.6 %
		Y	100.00	131.10	35.75		13.0	
10025- DAC	EDGE-FDD (TDMA, 8PSK, TN 0)	X	4.54	60.00	16.91	12.57	4.0	$\pm$ 9.6 %
		Y	7.46	60.00	15.74		4.0	
10026- DAC	EDGE-FDD (TDMA, 8PSK, TN 0-1)	X	5.66	75.57	24.67	9.56	7.0	$\pm$ 9.6 %
		Y	5.54	75.63	25.50		7.0	
10027- DAC	GPRS-FDD (TDMA, GMSK, TN 0-1-2)	X	100.00	129.34	33.61	4.80	19.0	$\pm$ 9.6 %
		Y	100.00	139.13	38.25		19.0	
10028- DAC	GPRS-FDD (TDMA, GMSK, TN 0-1-2-3)	X	100.00	138.02	36.53	3.55	25.0	$\pm$ 9.6 %
		Y	100.00	150.52	42.32		25.0	
10029- DAC	EDGE-FDD (TDMA, 8PSK, TN 0-1-2)	X	4.32	71.74	22.31	7.80	11.0	$\pm$ 9.6 %
		Y	4.33	72.05	23.24		11.0	
10030- CAA	IEEE 802.15.1 Bluetooth (GFSK, DH1)	X	4.03	77.35	17.77	5.30	17.0	$\pm$ 9.6 %
		Y	4.70	80.93	19.84		17.0	
10031- CAA	IEEE 802.15.1 Bluetooth (GFSK, DH3)	X	1.00	72.26	16.60	1.88	37.0	$\pm$ 9.6 %
		Y	0.92	70.83	16.55		37.0	
10032- CAA	IEEE 802.15.1 Bluetooth (GFSK, DH5)	X	0.53	67.97	15.82	1.17	43.0	$\pm$ 9.6 %
		Y	0.51	66.37	15.25		43.0	
10033- CAA	IEEE 802.15.1 Bluetooth (PI/4-DQPSK, DH1)	X	2.79	69.41	13.24	5.30	11.0	$\pm$ 9.6 %
		Y	2.89	71.18	14.50		11.0	
10034- CAA	IEEE 802.15.1 Bluetooth (PI/4-DQPSK, DH3)	X	0.50	60.47	6.29	1.88	23.0	$\pm$ 9.6 %
		Y	0.43	60.00	6.14		23.0	
10035- CAA	IEEE 802.15.1 Bluetooth (PI/4-DQPSK, DH5)	X	0.33	60.00	5.38	1.17	27.0	$\pm$ 9.6 %
		Y	0.29	60.00	5.32		27.0	
10036- CAA	IEEE 802.15.1 Bluetooth (8-DPSK, DH1)	X	2.95	70.13	13.57	5.30	11.0	$\pm$ 9.6 %
		Y	3.24	72.63	15.12		11.0	

10037-CAA	IEEE 802.15.1 Bluetooth (8-DPSK, DH3)	X	0.49	60.16	5.97	1.88	22.0	± 9.6 %
		Y	0.43	60.00	5.98		22.0	
10038-CAA	IEEE 802.15.1 Bluetooth (8-DPSK, DH5)	X	0.34	60.00	5.35	1.17	26.0	± 9.6 %
		Y	0.29	60.00	5.27		26.0	
10039-CAB	CDMA2000 (1xRTT, RC1)	X	24.07	169.55	27.68	0.00	25.0	± 9.6 %
		Y	0.12	244.41	32.94		25.0	
10042-CAB	IS-54 / IS-136 FDD (TDMA/FDM, PI/4-DQPSK, Halfrate)	X	43.78	108.80	28.38	7.78	10.0	± 9.6 %
		Y	100.00	126.43	34.07		10.0	
10044-CAA	IS-91/EIA/TIA-553 FDD (FDMA, FM)	X	0.17	60.00	15.98	0.00	55.0	± 9.6 %
		Y	0.19	60.00	14.72		55.0	
10048-CAA	DECT (TDD, TDMA/FDM, GFSK, Full Slot, 24)	X	10.01	78.73	21.18	13.80	3.0	± 9.6 %
		Y	15.93	88.62	25.45		3.0	
10049-CAA	DECT (TDD, TDMA/FDM, GFSK, Double Slot, 12)	X	10.53	83.30	21.84	10.79	5.0	± 9.6 %
		Y	21.17	97.33	27.36		5.0	
10056-CAA	UMTS-TDD (TD-SCDMA, 1.28 Mcps)	X	6.50	75.97	18.00	9.03	5.0	± 9.6 %
		Y	8.79	82.44	21.16		5.0	
10058-DAC	EDGE-FDD (TDMA, 8PSK, TN 0-1-2-3)	X	3.64	69.74	20.97	6.55	14.0	± 9.6 %
		Y	3.70	70.20	21.94		14.0	
10059-CAB	IEEE 802.11b WiFi 2.4 GHz (DSSS, 2 Mbps)	X	1.21	65.25	14.39	0.61	39.0	± 9.6 %
		Y	1.14	64.36	13.37		39.0	
10060-CAB	IEEE 802.11b WiFi 2.4 GHz (DSSS, 5.5 Mbps)	X	1.23	70.05	16.39	1.30	32.0	± 9.6 %
		Y	1.19	69.16	16.00		32.0	
10061-CAB	IEEE 802.11b WiFi 2.4 GHz (DSSS, 11 Mbps)	X	1.52	67.38	14.92	2.04	28.0	± 9.6 %
		Y	1.49	67.01	14.61		28.0	
10062-CAC	IEEE 802.11a/h WiFi 5 GHz (OFDM, 6 Mbps)	X	3.47	67.57	15.02	0.49	12.0	± 9.6 %
		Y	3.04	66.33	13.69		12.0	
10063-CAC	IEEE 802.11a/h WiFi 5 GHz (OFDM, 9 Mbps)	X	3.49	67.65	15.15	0.72	12.0	± 9.6 %
		Y	3.10	66.58	13.98		12.0	
10064-CAC	IEEE 802.11a/h WiFi 5 GHz (OFDM, 12 Mbps)	X	3.55	67.42	15.04	0.86	11.0	± 9.6 %
		Y	3.12	66.25	13.77		11.0	
10065-CAC	IEEE 802.11a/h WiFi 5 GHz (OFDM, 18 Mbps)	X	3.57	67.33	15.10	1.21	11.0	± 9.6 %
		Y	3.21	66.43	14.02		11.0	
10066-CAC	IEEE 802.11a/h WiFi 5 GHz (OFDM, 24 Mbps)	X	3.58	67.09	14.95	1.46	10.0	± 9.6 %
		Y	3.24	66.24	13.86		10.0	
10067-CAC	IEEE 802.11a/h WiFi 5 GHz (OFDM, 36 Mbps)	X	3.81	67.22	15.25	2.04	8.0	± 9.6 %
		Y	3.49	66.58	14.33		8.0	
10068-CAC	IEEE 802.11a/h WiFi 5 GHz (OFDM, 48 Mbps)	X	3.88	67.13	15.48	2.55	8.0	± 9.6 %
		Y	3.60	66.58	14.65		8.0	
10069-CAC	IEEE 802.11a/h WiFi 5 GHz (OFDM, 54 Mbps)	X	3.90	66.89	15.38	2.67	8.0	± 9.6 %
		Y	3.63	66.39	14.54		8.0	
10071-CAB	IEEE 802.11g WiFi 2.4 GHz (DSSS/OFDM, 9 Mbps)	X	3.83	67.36	15.66	1.99	9.0	± 9.6 %
		Y	3.57	66.91	14.94		9.0	



10072-CAB	IEEE 802.11g WiFi 2.4 GHz (DSSS/OFDM, 12 Mbps)	X	3.83	67.41	15.73	2.30	9.0	± 9.6 %
		Y	3.61	67.16	15.13		9.0	
10073-CAB	IEEE 802.11g WiFi 2.4 GHz (DSSS/OFDM, 18 Mbps)	X	3.94	67.57	16.05	2.83	9.0	± 9.6 %
		Y	3.75	67.48	15.61		9.0	
10074-CAB	IEEE 802.11g WiFi 2.4 GHz (DSSS/OFDM, 24 Mbps)	X	4.06	67.85	16.44	3.30	8.0	± 9.6 %
		Y	3.89	67.82	16.13		8.0	
10075-CAB	IEEE 802.11g WiFi 2.4 GHz (DSSS/OFDM, 36 Mbps)	X	4.23	68.23	16.85	3.82	7.0	± 9.6 %
		Y	4.08	68.31	16.65		7.0	
10076-CAB	IEEE 802.11g WiFi 2.4 GHz (DSSS/OFDM, 48 Mbps)	X	4.39	68.43	17.14	4.15	7.0	± 9.6 %
		Y	4.28	68.72	17.06		7.0	
10077-CAB	IEEE 802.11g WiFi 2.4 GHz (DSSS/OFDM, 54 Mbps)	X	4.43	68.50	17.28	4.30	7.0	± 9.6 %
		Y	4.33	68.81	17.24		7.0	
10081-CAB	CDMA2000 (1xRTT, RC3)	X	5.25	60.76	1.67	0.00	27.0	± 9.6 %
		Y	0.68	106.82	3.28		27.0	
10082-CAB	IS-54 / IS-136 FDD (TDMA/FDM, PI/4-DQPSK, Fullrate)	X	0.82	60.00	7.44	4.77	19.0	± 9.6 %
		Y	0.80	60.00	8.16		19.0	
10090-DAC	GPRS-FDD (TDMA, GMSK, TN 0-4)	X	62.80	116.91	30.60	6.56	13.0	± 9.6 %
		Y	100.00	130.96	35.71		13.0	
10097-CAB	UMTS-FDD (HSDPA)	X	0.97	66.55	10.91	0.00	28.0	± 9.6 %
		Y	0.42	60.00	5.94		28.0	
10098-CAB	UMTS-FDD (HSUPA, Subtest 2)	X	1.03	67.25	11.31	0.00	28.0	± 9.6 %
		Y	0.41	60.00	6.02		28.0	
10099-DAC	EDGE-FDD (TDMA, 8PSK, TN 0-4)	X	5.67	75.58	24.66	9.56	7.0	± 9.6 %
		Y	5.56	75.65	25.50		7.0	
10100-CAD	LTE-FDD (SC-FDMA, 100% RB, 20 MHz, QPSK)	X	2.26	69.68	16.78	0.00	21.0	± 9.6 %
		Y	1.97	67.95	15.71		21.0	
10101-CAD	LTE-FDD (SC-FDMA, 100% RB, 20 MHz, 16-QAM)	X	2.55	68.21	15.66	0.00	18.0	± 9.6 %
		Y	2.28	67.06	14.65		18.0	
10102-CAD	LTE-FDD (SC-FDMA, 100% RB, 20 MHz, 64-QAM)	X	2.66	68.54	15.84	0.00	17.0	± 9.6 %
		Y	2.36	67.31	14.76		17.0	
10103-CAD	LTE-TDD (SC-FDMA, 100% RB, 20 MHz, QPSK)	X	2.07	60.00	12.67	3.98	9.0	± 9.6 %
		Y	3.74	60.00	11.49		9.0	
10104-CAD	LTE-TDD (SC-FDMA, 100% RB, 20 MHz, 16-QAM)	X	4.38	69.16	16.68	3.98	8.0	± 9.6 %
		Y	4.13	68.78	16.33		8.0	
10105-CAD	LTE-TDD (SC-FDMA, 100% RB, 20 MHz, 64-QAM)	X	2.42	60.00	12.69	3.98	8.0	± 9.6 %
		Y	4.11	60.00	11.41		8.0	
10108-CAE	LTE-FDD (SC-FDMA, 100% RB, 10 MHz, QPSK)	X	1.90	70.26	16.27	0.00	20.0	± 9.6 %
		Y	1.50	67.46	14.15		20.0	
10109-CAE	LTE-FDD (SC-FDMA, 100% RB, 10 MHz, 16-QAM)	X	2.08	68.43	14.35	0.00	18.0	± 9.6 %
		Y	1.52	64.91	11.51		18.0	
10110-CAE	LTE-FDD (SC-FDMA, 100% RB, 5 MHz, QPSK)	X	1.24	67.50	12.66	0.00	20.0	± 9.6 %
		Y	0.69	61.72	8.17		20.0	

10111-CAE	LTE-FDD (SC-FDMA, 100% RB, 5 MHz, 16-QAM)	X	0.95	62.39	8.50	0.00	18.0	± 9.6 %
		Y	0.60	60.00	5.56		18.0	
10112-CAE	LTE-FDD (SC-FDMA, 100% RB, 10 MHz, 64-QAM)	X	2.14	68.44	14.28	0.00	17.0	± 9.6 %
		Y	1.52	64.62	11.25		17.0	
10113-CAE	LTE-FDD (SC-FDMA, 100% RB, 5 MHz, 64-QAM)	X	0.92	61.72	7.98	0.00	17.0	± 9.6 %
		Y	0.61	60.00	5.41		17.0	
10114-CAC	IEEE 802.11n (HT Greenfield, 13.5 Mbps, BPSK)	X	4.11	67.72	16.26	0.00	13.0	± 9.6 %
		Y	3.89	67.36	15.90		13.0	
10115-CAC	IEEE 802.11n (HT Greenfield, 81 Mbps, 16-QAM)	X	4.30	68.24	16.36	0.00	12.0	± 9.6 %
		Y	4.02	67.84	15.95		12.0	
10116-CAC	IEEE 802.11n (HT Greenfield, 135 Mbps, 64-QAM)	X	4.14	68.06	16.31	0.00	13.0	± 9.6 %
		Y	3.88	67.62	15.91		13.0	
10117-CAC	IEEE 802.11n (HT Mixed, 13.5 Mbps, BPSK)	X	4.11	67.66	16.25	0.00	13.0	± 9.6 %
		Y	3.88	67.31	15.90		13.0	
10118-CAC	IEEE 802.11n (HT Mixed, 81 Mbps, 16-QAM)	X	4.32	68.30	16.39	0.00	12.0	± 9.6 %
		Y	4.04	67.88	15.98		12.0	
10119-CAC	IEEE 802.11n (HT Mixed, 135 Mbps, 64-QAM)	X	4.14	68.02	16.30	0.00	13.0	± 9.6 %
		Y	3.88	67.60	15.90		13.0	
10140-CAD	LTE-FDD (SC-FDMA, 100% RB, 15 MHz, 16-QAM)	X	2.54	68.43	15.41	0.00	18.0	± 9.6 %
		Y	2.16	66.76	13.93		18.0	
10141-CAD	LTE-FDD (SC-FDMA, 100% RB, 15 MHz, 64-QAM)	X	2.72	69.25	15.86	0.00	18.0	± 9.6 %
		Y	2.29	67.37	14.25		18.0	
10142-CAD	LTE-FDD (SC-FDMA, 100% RB, 3 MHz, QPSK)	X	0.44	60.00	5.86	0.00	20.0	± 9.6 %
		Y	0.34	60.00	3.95		20.0	
10143-CAD	LTE-FDD (SC-FDMA, 100% RB, 3 MHz, 16-QAM)	X	0.46	60.00	3.92	0.00	18.0	± 9.6 %
		Y	38.95	262.32	23.79		18.0	
10144-CAD	LTE-FDD (SC-FDMA, 100% RB, 3 MHz, 64-QAM)	X	17.49	60.99	1.81	0.00	17.0	± 9.6 %
		Y	50.67	60.06	1.12		17.0	
10145-CAE	LTE-FDD (SC-FDMA, 100% RB, 1.4 MHz, QPSK)	X	0.00	134.77	71.45	0.00	19.0	± 9.6 %
		Y	0.00	121.98	68.41		19.0	
10146-CAE	LTE-FDD (SC-FDMA, 100% RB, 1.4 MHz, 16-QAM)	X	0.00	60.00	0.00	0.00	17.0	± 9.6 %
		Y	0.92	222.30	14.62		17.0	
10147-CAE	LTE-FDD (SC-FDMA, 100% RB, 1.4 MHz, 64-QAM)	X	0.00	60.00	0.00	0.00	16.0	± 9.6 %
		Y	0.00	195.29	84.87		16.0	
10149-CAD	LTE-FDD (SC-FDMA, 50% RB, 20 MHz, 16-QAM)	X	2.10	68.64	14.47	0.00	18.0	± 9.6 %
		Y	1.53	65.04	11.60		18.0	
10150-CAD	LTE-FDD (SC-FDMA, 50% RB, 20 MHz, 64-QAM)	X	2.16	68.64	14.40	0.00	17.0	± 9.6 %
		Y	1.54	64.74	11.34		17.0	
10151-CAD	LTE-TDD (SC-FDMA, 50% RB, 20 MHz, QPSK)	X	3.62	70.22	16.29	3.98	9.0	± 9.6 %
		Y	3.27	69.32	15.59		9.0	
10152-CAD	LTE-TDD (SC-FDMA, 50% RB, 20 MHz, 16-QAM)	X	3.46	67.07	14.01	3.98	8.0	± 9.6 %
		Y	3.03	65.79	12.80		8.0	

10153-CAD	LTE-TDD (SC-FDMA, 50% RB, 20 MHz, 64-QAM)	X	3.75	68.22	14.88	3.98	8.0	± 9.6 %
		Y	3.28	66.82	13.59		8.0	
10154-CAE	LTE-FDD (SC-FDMA, 50% RB, 10 MHz, QPSK)	X	1.29	67.97	12.91	0.00	20.0	± 9.6 %
		Y	0.70	61.87	8.28		20.0	
10155-CAE	LTE-FDD (SC-FDMA, 50% RB, 10 MHz, 16-QAM)	X	0.96	62.50	8.58	0.00	18.0	± 9.6 %
		Y	0.60	60.00	5.57		18.0	
10156-CAE	LTE-FDD (SC-FDMA, 50% RB, 5 MHz, QPSK)	X	0.34	60.00	4.55	0.00	20.0	± 9.6 %
		Y	11.66	61.12	1.84		20.0	
10157-CAE	LTE-FDD (SC-FDMA, 50% RB, 5 MHz, 16-QAM)	X	42.52	178.27	12.00	0.00	17.0	± 9.6 %
		Y	0.00	277.63	11.16		17.0	
10158-CAE	LTE-FDD (SC-FDMA, 50% RB, 10 MHz, 64-QAM)	X	0.93	61.80	8.04	0.00	17.0	± 9.6 %
		Y	0.62	60.00	5.42		17.0	
10159-CAE	LTE-FDD (SC-FDMA, 50% RB, 5 MHz, 64-QAM)	X	47.28	318.79	45.18	0.00	17.0	± 9.6 %
		Y	0.31	211.85	21.02		17.0	
10160-CAD	LTE-FDD (SC-FDMA, 50% RB, 15 MHz, QPSK)	X	1.91	69.79	14.78	0.00	20.0	± 9.6 %
		Y	2.22	69.80	12.83		20.0	
10161-CAD	LTE-FDD (SC-FDMA, 50% RB, 15 MHz, 16-QAM)	X	1.71	66.35	12.19	0.00	18.0	± 9.6 %
		Y	1.01	61.23	8.01		18.0	
10162-CAD	LTE-FDD (SC-FDMA, 50% RB, 15 MHz, 64-QAM)	X	1.73	66.30	12.10	0.00	17.0	± 9.6 %
		Y	1.00	60.98	7.76		17.0	
10166-CAE	LTE-FDD (SC-FDMA, 50% RB, 1.4 MHz, QPSK)	X	2.40	64.88	16.65	3.01	20.0	± 9.6 %
		Y	2.61	65.24	16.93		20.0	
10167-CAE	LTE-FDD (SC-FDMA, 50% RB, 1.4 MHz, 16-QAM)	X	2.51	66.15	16.53	3.01	17.0	± 9.6 %
		Y	2.89	66.93	16.94		17.0	
10168-CAE	LTE-FDD (SC-FDMA, 50% RB, 1.4 MHz, 64-QAM)	X	2.74	68.42	18.21	3.01	16.0	± 9.6 %
		Y	3.14	69.10	18.51		16.0	
10169-CAD	LTE-FDD (SC-FDMA, 1 RB, 20 MHz, QPSK)	X	2.61	65.84	16.83	3.01	19.0	± 9.6 %
		Y	3.02	66.78	17.30		19.0	
10170-CAD	LTE-FDD (SC-FDMA, 1 RB, 20 MHz, 16-QAM)	X	3.16	69.83	18.65	3.01	16.0	± 9.6 %
		Y	3.85	70.89	19.04		16.0	
10171-AAD	LTE-FDD (SC-FDMA, 1 RB, 20 MHz, 64-QAM)	X	2.67	66.40	16.01	3.01	16.0	± 9.6 %
		Y	3.29	67.62	16.60		16.0	
10172-CAD	LTE-TDD (SC-FDMA, 1 RB, 20 MHz, QPSK)	X	2.09	60.00	13.26	6.02	9.0	± 9.6 %
		Y	3.53	60.00	12.65		9.0	
10173-CAD	LTE-TDD (SC-FDMA, 1 RB, 20 MHz, 16-QAM)	X	3.50	70.13	17.30	6.02	8.0	± 9.6 %
		Y	4.26	71.93	18.57		8.0	
10174-CAD	LTE-TDD (SC-FDMA, 1 RB, 20 MHz, 64-QAM)	X	2.69	60.00	11.27	6.02	7.0	± 9.6 %
		Y	8.25	60.00	10.42		7.0	
10175-CAE	LTE-FDD (SC-FDMA, 1 RB, 10 MHz, QPSK)	X	2.58	65.59	16.60	3.01	19.0	± 9.6 %
		Y	2.99	66.53	17.09		19.0	
10176-CAE	LTE-FDD (SC-FDMA, 1 RB, 10 MHz, 16-QAM)	X	3.17	69.84	18.65	3.01	16.0	± 9.6 %
		Y	3.85	70.90	19.04		16.0	

10177-CAG	LTE-FDD (SC-FDMA, 1 RB, 5 MHz, QPSK)	X	2.58	65.62	16.62	3.01	19.0	± 9.6 %
		Y	2.99	66.55	17.11		19.0	
10178-CAE	LTE-FDD (SC-FDMA, 1 RB, 5 MHz, 16-QAM)	X	3.16	69.81	18.64	3.01	16.0	± 9.6 %
		Y	3.85	70.89	19.03		16.0	
10179-CAE	LTE-FDD (SC-FDMA, 1 RB, 10 MHz, 64-QAM)	X	2.87	67.88	17.15	3.01	16.0	± 9.6 %
		Y	3.51	69.03	17.65		16.0	
10180-CAE	LTE-FDD (SC-FDMA, 1 RB, 5 MHz, 64-QAM)	X	2.68	66.41	16.01	3.01	16.0	± 9.6 %
		Y	3.29	67.63	16.61		16.0	
10181-CAD	LTE-FDD (SC-FDMA, 1 RB, 15 MHz, QPSK)	X	2.58	65.62	16.62	3.01	19.0	± 9.6 %
		Y	2.99	66.55	17.11		19.0	
10182-CAD	LTE-FDD (SC-FDMA, 1 RB, 15 MHz, 16-QAM)	X	3.16	69.79	18.62	3.01	16.0	± 9.6 %
		Y	3.84	70.87	19.02		16.0	
10183-AAC	LTE-FDD (SC-FDMA, 1 RB, 15 MHz, 64-QAM)	X	2.67	66.39	16.00	3.01	16.0	± 9.6 %
		Y	3.29	67.61	16.60		16.0	
10184-CAD	LTE-FDD (SC-FDMA, 1 RB, 3 MHz, QPSK)	X	2.59	65.63	16.63	3.01	19.0	± 9.6 %
		Y	2.99	66.57	17.12		19.0	
10185-CAD	LTE-FDD (SC-FDMA, 1 RB, 3 MHz, 16-QAM)	X	3.17	69.85	18.66	3.01	16.0	± 9.6 %
		Y	3.85	70.92	19.05		16.0	
10186-AAD	LTE-FDD (SC-FDMA, 1 RB, 3 MHz, 64-QAM)	X	2.68	66.42	16.02	3.01	16.0	± 9.6 %
		Y	3.29	67.64	16.62		16.0	
10187-CAE	LTE-FDD (SC-FDMA, 1 RB, 1.4 MHz, QPSK)	X	2.60	65.79	16.77	3.01	19.0	± 9.6 %
		Y	3.02	66.73	17.26		19.0	
10188-CAE	LTE-FDD (SC-FDMA, 1 RB, 1.4 MHz, 16-QAM)	X	3.23	70.30	18.96	3.01	16.0	± 9.6 %
		Y	3.92	71.34	19.33		16.0	
10189-AAE	LTE-FDD (SC-FDMA, 1 RB, 1.4 MHz, 64-QAM)	X	2.71	66.66	16.21	3.01	16.0	± 9.6 %
		Y	3.33	67.86	16.79		16.0	
10193-CAC	IEEE 802.11n (HT Greenfield, 6.5 Mbps, BPSK)	X	3.37	68.20	15.29	0.00	13.0	± 9.6 %
		Y	2.87	66.54	13.75		13.0	
10194-CAC	IEEE 802.11n (HT Greenfield, 39 Mbps, 16-QAM)	X	3.48	68.39	15.50	0.00	13.0	± 9.6 %
		Y	3.01	66.98	14.11		13.0	
10195-CAC	IEEE 802.11n (HT Greenfield, 65 Mbps, 64-QAM)	X	3.50	68.37	15.50	0.00	13.0	± 9.6 %
		Y	3.01	66.88	14.06		13.0	
10196-CAC	IEEE 802.11n (HT Mixed, 6.5 Mbps, BPSK)	X	3.38	68.27	15.31	0.00	13.0	± 9.6 %
		Y	2.88	66.64	13.79		13.0	
10197-CAC	IEEE 802.11n (HT Mixed, 39 Mbps, 16-QAM)	X	3.48	68.36	15.50	0.00	13.0	± 9.6 %
		Y	3.01	66.95	14.10		13.0	
10198-CAC	IEEE 802.11n (HT Mixed, 65 Mbps, 64-QAM)	X	3.47	68.28	15.46	0.00	13.0	± 9.6 %
		Y	2.99	66.78	14.01		13.0	
10219-CAC	IEEE 802.11n (HT Mixed, 7.2 Mbps, BPSK)	X	3.32	68.29	15.34	0.00	13.0	± 9.6 %
		Y	2.83	66.61	13.80		13.0	
10220-CAC	IEEE 802.11n (HT Mixed, 43.3 Mbps, 16-QAM)	X	3.48	68.38	15.50	0.00	13.0	± 9.6 %
		Y	3.01	66.95	14.09		13.0	

10221-CAC	IEEE 802.11n (HT Mixed, 72.2 Mbps, 64-QAM)	X	3.50	68.33	15.48	0.00	13.0	± 9.6 %
		Y	3.00	66.79	14.02		13.0	
10222-CAC	IEEE 802.11n (HT Mixed, 15 Mbps, BPSK)	X	4.10	67.71	16.25	0.00	13.0	± 9.6 %
		Y	3.88	67.35	15.90		13.0	
10223-CAC	IEEE 802.11n (HT Mixed, 90 Mbps, 16-QAM)	X	4.24	68.15	16.30	0.00	12.0	± 9.6 %
		Y	3.97	67.78	15.89		12.0	
10224-CAC	IEEE 802.11n (HT Mixed, 150 Mbps, 64-QAM)	X	4.11	67.97	16.28	0.00	13.0	± 9.6 %
		Y	3.86	67.54	15.88		13.0	
10225-CAB	UMTS-FDD (HSPA+)	X	0.87	60.00	5.80	0.00	20.0	± 9.6 %
		Y	0.69	60.00	3.83		20.0	
10226-CAA	LTE-TDD (SC-FDMA, 1 RB, 1.4 MHz, 16-QAM)	X	3.55	70.48	17.51	6.02	8.0	± 9.6 %
		Y	4.33	72.29	18.79		8.0	
10227-CAA	LTE-TDD (SC-FDMA, 1 RB, 1.4 MHz, 64-QAM)	X	3.39	69.71	16.79	6.02	7.0	± 9.6 %
		Y	4.15	71.54	18.12		7.0	
10228-CAA	LTE-TDD (SC-FDMA, 1 RB, 1.4 MHz, QPSK)	X	3.12	69.47	18.34	6.02	9.0	± 9.6 %
		Y	3.54	70.73	19.36		9.0	
10229-CAB	LTE-TDD (SC-FDMA, 1 RB, 3 MHz, 16-QAM)	X	3.50	70.17	17.31	6.02	8.0	± 9.6 %
		Y	4.27	71.97	18.59		8.0	
10230-CAB	LTE-TDD (SC-FDMA, 1 RB, 3 MHz, 64-QAM)	X	3.34	69.40	16.60	6.02	7.0	± 9.6 %
		Y	4.09	71.22	17.93		7.0	
10231-CAB	LTE-TDD (SC-FDMA, 1 RB, 3 MHz, QPSK)	X	3.08	69.18	18.13	6.02	9.0	± 9.6 %
		Y	3.50	70.43	19.16		9.0	
10232-CAD	LTE-TDD (SC-FDMA, 1 RB, 5 MHz, 16-QAM)	X	3.50	70.16	17.31	6.02	8.0	± 9.6 %
		Y	4.27	71.96	18.59		8.0	
10233-CAD	LTE-TDD (SC-FDMA, 1 RB, 5 MHz, 64-QAM)	X	3.34	69.40	16.61	6.02	7.0	± 9.6 %
		Y	4.09	71.22	17.93		7.0	
10234-CAD	LTE-TDD (SC-FDMA, 1 RB, 5 MHz, QPSK)	X	3.04	68.89	17.91	6.02	9.0	± 9.6 %
		Y	3.45	70.13	18.93		9.0	
10235-CAD	LTE-TDD (SC-FDMA, 1 RB, 10 MHz, 16-QAM)	X	3.50	70.16	17.31	6.02	8.0	± 9.6 %
		Y	4.27	71.95	18.59		8.0	
10236-CAD	LTE-TDD (SC-FDMA, 1 RB, 10 MHz, 64-QAM)	X	3.35	69.43	16.62	6.02	7.0	± 9.6 %
		Y	4.10	71.24	17.94		7.0	
10237-CAD	LTE-TDD (SC-FDMA, 1 RB, 10 MHz, QPSK)	X	3.08	69.14	18.12	6.02	9.0	± 9.6 %
		Y	3.50	70.39	19.14		9.0	
10238-CAD	LTE-TDD (SC-FDMA, 1 RB, 15 MHz, 16-QAM)	X	3.50	70.16	17.31	6.02	8.0	± 9.6 %
		Y	4.27	71.95	18.58		8.0	
10239-CAD	LTE-TDD (SC-FDMA, 1 RB, 15 MHz, 64-QAM)	X	3.34	69.39	16.60	6.02	7.0	± 9.6 %
		Y	4.09	71.21	17.93		7.0	
10240-CAD	LTE-TDD (SC-FDMA, 1 RB, 15 MHz, QPSK)	X	3.08	69.14	18.12	6.02	9.0	± 9.6 %
		Y	3.50	70.39	19.14		9.0	
10241-CAA	LTE-TDD (SC-FDMA, 50% RB, 1.4 MHz, 16-QAM)	X	3.97	69.71	19.40	6.98	8.0	± 9.6 %
		Y	4.38	70.62	20.22		8.0	

10242-CAA	LTE-TDD (SC-FDMA, 50% RB, 1.4 MHz, 64-QAM)	X	2.52	60.00	14.26	6.98	8.0	± 9.6 %
		Y	3.51	60.00	13.86		8.0	
10243-CAA	LTE-TDD (SC-FDMA, 50% RB, 1.4 MHz, QPSK)	X	2.63	60.00	14.78	6.98	8.0	± 9.6 %
		Y	3.52	60.00	14.37		8.0	
10244-CAB	LTE-TDD (SC-FDMA, 50% RB, 3 MHz, 16-QAM)	X	1.44	56.49	1.91	3.98	8.0	± 9.6 %
		Y	0.96	60.00	4.64		8.0	
10245-CAB	LTE-TDD (SC-FDMA, 50% RB, 3 MHz, 64-QAM)	X	75.53	60.68	1.34	3.98	8.0	± 9.6 %
		Y	0.96	60.00	4.50		8.0	
10246-CAB	LTE-TDD (SC-FDMA, 50% RB, 3 MHz, QPSK)	X	1.00	60.00	5.69	3.98	9.0	± 9.6 %
		Y	0.84	60.00	5.48		9.0	
10247-CAD	LTE-TDD (SC-FDMA, 50% RB, 5 MHz, 16-QAM)	X	1.25	60.00	5.61	3.98	8.0	± 9.6 %
		Y	1.33	56.37	2.14		8.0	
10248-CAD	LTE-TDD (SC-FDMA, 50% RB, 5 MHz, 64-QAM)	X	1.12	57.93	3.89	3.98	8.0	± 9.6 %
		Y	1.07	56.62	2.42		8.0	
10249-CAD	LTE-TDD (SC-FDMA, 50% RB, 5 MHz, QPSK)	X	1.42	61.40	7.63	3.98	9.0	± 9.6 %
		Y	1.09	60.00	6.30		9.0	
10250-CAD	LTE-TDD (SC-FDMA, 50% RB, 10 MHz, 16-QAM)	X	2.51	64.47	10.92	3.98	8.0	± 9.6 %
		Y	1.95	62.20	8.85		8.0	
10251-CAD	LTE-TDD (SC-FDMA, 50% RB, 10 MHz, 64-QAM)	X	2.29	62.90	9.57	3.98	8.0	± 9.6 %
		Y	1.77	60.85	7.54		8.0	
10252-CAD	LTE-TDD (SC-FDMA, 50% RB, 10 MHz, QPSK)	X	2.59	66.76	12.95	3.98	9.0	± 9.6 %
		Y	2.17	65.03	11.45		9.0	
10253-CAD	LTE-TDD (SC-FDMA, 50% RB, 15 MHz, 16-QAM)	X	3.09	65.52	12.34	3.98	8.0	± 9.6 %
		Y	2.54	63.64	10.56		8.0	
10254-CAD	LTE-TDD (SC-FDMA, 50% RB, 15 MHz, 64-QAM)	X	3.29	66.35	12.97	3.98	8.0	± 9.6 %
		Y	2.70	64.29	11.10		8.0	
10255-CAD	LTE-TDD (SC-FDMA, 50% RB, 15 MHz, QPSK)	X	3.29	68.73	14.90	3.98	9.0	± 9.6 %
		Y	2.84	67.17	13.62		9.0	
10256-CAA	LTE-TDD (SC-FDMA, 100% RB, 1.4 MHz, 16-QAM)	X	0.77	56.72	1.98	3.98	8.0	± 9.6 %
		Y	0.58	57.42	2.60		8.0	
10257-CAA	LTE-TDD (SC-FDMA, 100% RB, 1.4 MHz, 64-QAM)	X	0.69	56.88	2.00	3.98	8.0	± 9.6 %
		Y	0.92	60.00	3.43		8.0	
10258-CAA	LTE-TDD (SC-FDMA, 100% RB, 1.4 MHz, QPSK)	X	0.83	60.00	4.94	3.98	9.0	± 9.6 %
		Y	0.69	60.00	4.82		9.0	
10259-CAB	LTE-TDD (SC-FDMA, 100% RB, 3 MHz, 16-QAM)	X	1.46	60.05	6.32	3.98	8.0	± 9.6 %
		Y	1.21	60.00	5.71		8.0	
10260-CAB	LTE-TDD (SC-FDMA, 100% RB, 3 MHz, 64-QAM)	X	1.47	60.00	6.23	3.98	8.0	± 9.6 %
		Y	1.21	60.00	5.64		8.0	
10261-CAB	LTE-TDD (SC-FDMA, 100% RB, 3 MHz, QPSK)	X	1.71	62.58	8.94	3.98	9.0	± 9.6 %
		Y	1.35	60.98	7.40		9.0	
10262-CAD	LTE-TDD (SC-FDMA, 100% RB, 5 MHz, 16-QAM)	X	2.49	64.40	10.86	3.98	8.0	± 9.6 %
		Y	1.94	62.15	8.80		8.0	

10263-CAD	LTE-TDD (SC-FDMA, 100% RB, 5 MHz, 64-QAM)	X	2.28	62.89	9.56	3.98	8.0	± 9.6 %
		Y	1.77	60.84	7.53		8.0	
10264-CAD	LTE-TDD (SC-FDMA, 100% RB, 5 MHz, QPSK)	X	2.57	66.64	12.86	3.98	9.0	± 9.6 %
		Y	2.16	64.93	11.37		9.0	
10265-CAD	LTE-TDD (SC-FDMA, 100% RB, 10 MHz, 16-QAM)	X	3.46	67.08	14.02	3.98	8.0	± 9.6 %
		Y	3.03	65.80	12.80		8.0	
10266-CAD	LTE-TDD (SC-FDMA, 100% RB, 10 MHz, 64-QAM)	X	3.74	68.20	14.86	3.98	8.0	± 9.6 %
		Y	3.27	66.80	13.57		8.0	
10267-CAD	LTE-TDD (SC-FDMA, 100% RB, 10 MHz, QPSK)	X	3.61	70.18	16.27	3.98	9.0	± 9.6 %
		Y	3.26	69.29	15.57		9.0	
10268-CAD	LTE-TDD (SC-FDMA, 100% RB, 15 MHz, 16-QAM)	X	4.42	69.31	16.47	3.98	8.0	± 9.6 %
		Y	4.10	68.75	15.87		8.0	
10269-CAD	LTE-TDD (SC-FDMA, 100% RB, 15 MHz, 64-QAM)	X	4.44	69.15	16.32	3.98	8.0	± 9.6 %
		Y	4.10	68.53	15.65		8.0	
10270-CAD	LTE-TDD (SC-FDMA, 100% RB, 15 MHz, QPSK)	X	4.31	71.14	17.51	3.98	9.0	± 9.6 %
		Y	4.03	70.86	17.30		9.0	
10274-CAB	UMTS-FDD (HSUPA, Subtest 5, 3GPP Rel8.10)	X	0.76	60.00	6.09	0.00	24.0	± 9.6 %
		Y	0.56	60.00	4.40		24.0	
10275-CAB	UMTS-FDD (HSUPA, Subtest 5, 3GPP Rel8.4)	X	1.13	69.57	13.18	0.00	28.0	± 9.6 %
		Y	0.51	62.22	8.17		28.0	
10277-CAA	PHS (QPSK)	X	3.14	64.58	10.35	9.03	5.0	± 9.6 %
		Y	3.21	65.57	11.20		5.0	
10278-CAA	PHS (QPSK, BW 884MHz, Rolloff 0.5)	X	3.57	65.27	10.68	9.03	5.0	± 9.6 %
		Y	3.61	66.41	11.57		5.0	
10279-CAA	PHS (QPSK, BW 884MHz, Rolloff 0.38)	X	3.54	65.07	10.53	9.03	4.0	± 9.6 %
		Y	3.55	66.08	11.34		4.0	
10290-AAB	CDMA2000, RC1, SO55, Full Rate	X	1.51	232.02	34.44	0.00	28.0	± 9.6 %
		Y	0.58	158.02	20.73		28.0	
10291-AAB	CDMA2000, RC3, SO55, Full Rate	X	2.21	198.72	29.93	0.00	30.0	± 9.6 %
		Y	0.52	98.82	4.49		30.0	
10292-AAB	CDMA2000, RC3, SO32, Full Rate	X	0.12	60.00	3.37	0.00	31.0	± 9.6 %
		Y	3.24	60.07	1.40		31.0	
10293-AAB	CDMA2000, RC3, SO3, Full Rate	X	0.10	60.00	4.48	0.00	30.0	± 9.6 %
		Y	21.82	276.18	37.05		30.0	
10295-AAB	CDMA2000, RC1, SO3, 1/8th Rate 25 fr.	X	100.00	108.25	26.24	9.03	4.0	± 9.6 %
		Y	2719.37	144.77	32.93		4.0	
10297-AAC	LTE-FDD (SC-FDMA, 50% RB, 20 MHz, QPSK)	X	1.93	70.53	16.43	0.00	20.0	± 9.6 %
		Y	1.52	67.66	14.28		20.0	
10298-AAC	LTE-FDD (SC-FDMA, 50% RB, 3 MHz, QPSK)	X	3.07	317.83	5.26	0.00	20.0	± 9.6 %
		Y	0.74	184.73	2.94		20.0	
10299-AAC	LTE-FDD (SC-FDMA, 50% RB, 3 MHz, 16-QAM)	X	12.00	255.40	19.94	0.00	17.0	± 9.6 %
		Y	5.80	186.44	5.03		17.0	

10300-AAC	LTE-FDD (SC-FDMA, 50% RB, 3 MHz, 64-QAM)	X	0.00	60.00	0.00	0.00	16.0	± 9.6 %
		Y	0.00	60.00	0.00		16.0	
10301-AAA	IEEE 802.16e WiMAX (29:18, 5ms, 10MHz, QPSK, PUSC)	X	4.25	60.00	9.66	4.17	5.0	± 9.6 %
		Y	0.02	123.22	4.85		5.0	
10302-AAA	IEEE 802.16e WiMAX (29:18, 5ms, 10MHz, QPSK, PUSC, 3 CTRL symbols)	X	5.27	70.48	16.21	4.96	5.0	± 9.6 %
		Y	4.07	66.23	12.91		5.0	
10303-AAA	IEEE 802.16e WiMAX (31:15, 5ms, 10MHz, 64QAM, PUSC)	X	5.45	70.76	15.65	4.96	5.0	± 9.6 %
		Y	3.71	64.92	11.49		5.0	
10304-AAA	IEEE 802.16e WiMAX (29:18, 5ms, 10MHz, 64QAM, PUSC)	X	4.65	69.23	14.69	4.17	6.0	± 9.6 %
		Y	3.06	63.41	10.48		6.0	
10305-AAA	IEEE 802.16e WiMAX (31:15, 10ms, 10MHz, 64QAM, PUSC, 15 symbols)	X	1.27	56.56	5.98	6.02	3.0	± 9.6 %
		Y	1.47	53.89	2.04		3.0	
10306-AAA	IEEE 802.16e WiMAX (29:18, 10ms, 10MHz, 64QAM, PUSC, 18 symbols)	X	4.41	65.86	11.54	6.02	3.0	± 9.6 %
		Y	1.34	56.31	5.67		3.0	
10307-AAA	IEEE 802.16e WiMAX (29:18, 10ms, 10MHz, QPSK, PUSC, 18 symbols)	X	4.47	65.96	11.42	6.02	3.0	± 9.6 %
		Y	1.28	56.17	5.48		3.0	
10308-AAA	IEEE 802.16e WiMAX (29:18, 10ms, 10MHz, 16QAM, PUSC)	X	4.63	66.53	11.76	6.02	3.0	± 9.6 %
		Y	1.28	56.25	5.65		3.0	
10309-AAA	IEEE 802.16e WiMAX (29:18, 10ms, 10MHz, 16QAM, AMC 2x3, 18 symbols)	X	4.62	66.58	12.05	6.02	3.0	± 9.6 %
		Y	1.37	56.51	6.00		3.0	
10310-AAA	IEEE 802.16e WiMAX (29:18, 10ms, 10MHz, QPSK, AMC 2x3, 18 symbols)	X	4.70	66.73	12.02	6.02	3.0	± 9.6 %
		Y	1.35	56.47	5.93		3.0	
10311-AAC	LTE-FDD (SC-FDMA, 100% RB, 15 MHz, QPSK)	X	2.18	69.00	16.33	0.00	19.0	± 9.6 %
		Y	1.81	66.88	14.89		19.0	
10313-AAA	iDEN 1:3	X	6.09	83.34	22.52	6.99	6.0	± 9.6 %
		Y	100.00	137.43	39.47		6.0	
10314-AAA	iDEN 1:6	X	68.50	126.40	37.26	10.00	3.0	± 9.6 %
		Y	100.00	142.33	43.44		3.0	
10315-AAB	IEEE 802.11b WiFi 2.4 GHz (DSSS, 1 Mbps, 96pc duty cycle)	X	1.16	65.83	14.86	0.17	43.0	± 9.6 %
		Y	1.06	64.47	13.46		43.0	
10316-AAB	IEEE 802.11g WiFi 2.4 GHz (ERP-OFDM, 6 Mbps, 96pc duty cycle)	X	3.34	67.50	14.82	0.17	12.0	± 9.6 %
		Y	2.89	66.12	13.39		12.0	
10317-AAC	IEEE 802.11a WiFi 5 GHz (OFDM, 6 Mbps, 96pc duty cycle)	X	3.34	67.50	14.82	0.17	12.0	± 9.6 %
		Y	2.89	66.12	13.39		12.0	
10400-AAD	IEEE 802.11ac WiFi (20MHz, 64-QAM, 99pc duty cycle)	X	3.33	67.78	15.06	0.00	12.0	± 9.6 %
		Y	2.86	66.29	13.58		12.0	
10401-AAD	IEEE 802.11ac WiFi (40MHz, 64-QAM, 99pc duty cycle)	X	4.17	67.51	15.96	0.00	12.0	± 9.6 %
		Y	3.90	67.04	15.52		12.0	
10402-AAD	IEEE 802.11ac WiFi (80MHz, 64-QAM, 99pc duty cycle)	X	4.57	67.42	16.11	0.00	12.0	± 9.6 %
		Y	4.36	66.94	15.82		12.0	
10403-AAB	CDMA2000 (1xEV-DO, Rev. 0)	X	1.51	232.02	34.44	0.00	29.0	± 9.6 %
		Y	0.58	158.02	20.73		29.0	



10404-AAB	CDMA2000 (1xEV-DO, Rev. A)	X	1.51	232.02	34.44	0.00	29.0	± 9.6 %
		Y	0.58	158.02	20.73		29.0	
10406-AAB	CDMA2000, RC3, SO32, SCH0, Full Rate	X	7.15	86.36	18.45	0.00	22.0	± 9.6 %
		Y	3.96	77.85	16.59		22.0	
10410-AAD	LTE-TDD (SC-FDMA, 1 RB, 10 MHz, QPSK, UL Subframe=2,3,4,7,8,9, Subframe Conf=4)	X	1.55	66.29	13.15	3.23	12.0	± 9.6 %
		Y	1.99	68.12	14.59		12.0	
10415-AAA	IEEE 802.11b WiFi 2.4 GHz (DSSS, 1 Mbps, 99pc duty cycle)	X	1.11	65.72	14.84	0.00	45.0	± 9.6 %
		Y	1.00	64.21	13.30		45.0	
10416-AAA	IEEE 802.11g WiFi 2.4 GHz (ERP-OFDM, 6 Mbps, 99pc duty cycle)	X	3.40	68.22	15.30	0.00	13.0	± 9.6 %
		Y	2.89	66.58	13.72		13.0	
10417-AAB	IEEE 802.11a/h WiFi 5 GHz (OFDM, 6 Mbps, 99pc duty cycle)	X	3.40	68.22	15.30	0.00	13.0	± 9.6 %
		Y	2.89	66.58	13.72		13.0	
10418-AAA	IEEE 802.11g WiFi 2.4 GHz (DSSS-OFDM, 6 Mbps, 99pc duty cycle, Long preamble)	X	3.33	68.25	15.34	0.00	13.0	± 9.6 %
		Y	2.83	66.58	13.74		13.0	
10419-AAA	IEEE 802.11g WiFi 2.4 GHz (DSSS-OFDM, 6 Mbps, 99pc duty cycle, Short preamble)	X	3.36	68.24	15.31	0.00	13.0	± 9.6 %
		Y	2.85	66.56	13.70		13.0	
10422-AAB	IEEE 802.11n (HT Greenfield, 7.2 Mbps, BPSK)	X	3.47	68.22	15.43	0.00	13.0	± 9.6 %
		Y	3.00	66.77	13.99		13.0	
10423-AAB	IEEE 802.11n (HT Greenfield, 43.3 Mbps, 16-QAM)	X	3.47	68.26	15.39	0.00	12.0	± 9.6 %
		Y	2.97	66.69	13.89		12.0	
10424-AAB	IEEE 802.11n (HT Greenfield, 72.2 Mbps, 64-QAM)	X	3.46	68.24	15.41	0.00	12.0	± 9.6 %
		Y	2.97	66.74	13.94		12.0	
10425-AAB	IEEE 802.11n (HT Greenfield, 15 Mbps, BPSK)	X	4.22	68.05	16.30	0.00	12.0	± 9.6 %
		Y	3.98	67.69	15.90		12.0	
10426-AAB	IEEE 802.11n (HT Greenfield, 90 Mbps, 16-QAM)	X	4.21	68.06	16.30	0.00	12.0	± 9.6 %
		Y	3.95	67.64	15.87		12.0	
10427-AAB	IEEE 802.11n (HT Greenfield, 150 Mbps, 64-QAM)	X	4.24	68.08	16.31	0.00	12.0	± 9.6 %
		Y	3.98	67.69	15.90		12.0	
10430-AAB	LTE-FDD (OFDMA, 5 MHz, E-TM 3.1)	X	0.95	60.00	6.07	0.00	12.0	± 9.6 %
		Y	0.71	60.00	4.34		12.0	
10431-AAB	LTE-FDD (OFDMA, 10 MHz, E-TM 3.1)	X	2.22	65.08	11.64	0.00	12.0	± 9.6 %
		Y	1.48	61.23	8.14		12.0	
10432-AAB	LTE-FDD (OFDMA, 15 MHz, E-TM 3.1)	X	3.06	67.73	14.47	0.00	12.0	± 9.6 %
		Y	2.42	65.18	12.19		12.0	
10433-AAB	LTE-FDD (OFDMA, 20 MHz, E-TM 3.1)	X	3.48	68.30	15.47	0.00	12.0	± 9.6 %
		Y	3.00	66.80	14.01		12.0	
10434-AAA	W-CDMA (BS Test Model 1, 64 DPCH)	X	0.77	60.00	4.96	0.00	11.0	± 9.6 %
		Y	99.97	61.78	1.86		11.0	
10435-AAC	LTE-TDD (SC-FDMA, 1 RB, 20 MHz, QPSK, UL Subframe=2,3,4,7,8,9)	X	1.54	66.20	13.08	3.23	12.0	± 9.6 %
		Y	1.98	68.01	14.52		12.0	

10447-AAB	LTE-FDD (OFDMA, 5 MHz, E-TM 3.1, Clipping 44%)	X	0.87	60.00	5.37	0.00	14.0	± 9.6 %
		Y	42.73	61.95	2.11		14.0	
10448-AAB	LTE-FDD (OFDMA, 10 MHz, E-TM 3.1, Clipping 44%)	X	2.21	65.19	11.74	0.00	15.0	± 9.6 %
		Y	1.48	61.32	8.24		15.0	
10449-AAB	LTE-FDD (OFDMA, 15 MHz, E-TM 3.1, Clipping 44%)	X	3.04	67.87	14.59	0.00	15.0	± 9.6 %
		Y	2.42	65.37	12.36		15.0	
10450-AAB	LTE-FDD (OFDMA, 20 MHz, E-TM 3.1, Clipping 44%)	X	3.41	68.21	15.44	0.00	15.0	± 9.6 %
		Y	2.96	66.80	14.05		15.0	
10451-AAA	W-CDMA (BS Test Model 1, 64 DPCH, Clipping 44%)	X	0.71	60.00	4.12	0.00	14.0	± 9.6 %
		Y	16.64	360.80	43.75		14.0	
10456-AAB	IEEE 802.11ac WiFi (160MHz, 64-QAM, 99pc duty cycle)	X	5.25	67.48	16.26	0.00	12.0	± 9.6 %
		Y	5.08	67.02	16.08		12.0	
10457-AAA	UMTS-FDD (DC-HSDPA)	X	2.94	67.04	14.51	0.00	18.0	± 9.6 %
		Y	2.35	64.42	11.96		18.0	
10458-AAA	CDMA2000 (1xEV-DO, Rev. B, 2 carriers)	X	23.44	448.75	33.16	0.00	17.0	± 9.6 %
		Y	0.00	60.00	0.00		17.0	
10459-AAA	CDMA2000 (1xEV-DO, Rev. B, 3 carriers)	X	0.00	67.06	60.06	0.00	13.0	± 9.6 %
		Y	7.05	152.25	7.55		13.0	
10460-AAA	UMTS-FDD (WCDMA, AMR)	X	1.54	80.22	19.68	0.00	37.0	± 9.6 %
		Y	0.88	72.84	15.62		37.0	
10461-AAA	LTE-TDD (SC-FDMA, 1 RB, 1.4 MHz, QPSK, UL Subframe=2,3,4,7,8,9)	X	1.04	61.66	11.48	3.29	12.0	± 9.6 %
		Y	1.34	63.34	12.90		12.0	
10462-AAA	LTE-TDD (SC-FDMA, 1 RB, 1.4 MHz, 16-QAM, UL Subframe=2,3,4,7,8,9)	X	0.95	60.00	8.36	3.23	11.0	± 9.6 %
		Y	1.24	60.67	9.54		11.0	
10463-AAA	LTE-TDD (SC-FDMA, 1 RB, 1.4 MHz, 64-QAM, UL Subframe=2,3,4,7,8,9)	X	0.93	60.00	7.90	3.23	10.0	± 9.6 %
		Y	1.15	60.00	8.79		10.0	
10464-AAA	LTE-TDD (SC-FDMA, 1 RB, 3 MHz, QPSK, UL Subframe=2,3,4,7,8,9)	X	0.96	61.04	10.79	3.23	12.0	± 9.6 %
		Y	1.25	62.70	12.23		12.0	
10465-AAA	LTE-TDD (SC-FDMA, 1 RB, 3 MHz, 16-QAM, UL Subframe=2,3,4,7,8,9)	X	0.95	60.00	8.31	3.23	11.0	± 9.6 %
		Y	1.21	60.39	9.33		11.0	
10466-AAA	LTE-TDD (SC-FDMA, 1 RB, 3 MHz, 64-QAM, UL Subframe=2,3,4,7,8,9)	X	0.93	60.00	7.85	3.23	10.0	± 9.6 %
		Y	1.15	60.00	8.74		10.0	
10467-AAC	LTE-TDD (SC-FDMA, 1 RB, 5 MHz, QPSK, UL Subframe=2,3,4,7,8,9)	X	0.96	61.13	10.88	3.23	12.0	± 9.6 %
		Y	1.26	62.80	12.33		12.0	
10468-AAC	LTE-TDD (SC-FDMA, 1 RB, 5 MHz, 16-QAM, UL Subframe=2,3,4,7,8,9)	X	0.95	60.00	8.34	3.23	11.0	± 9.6 %
		Y	1.22	60.49	9.42		11.0	
10469-AAC	LTE-TDD (SC-FDMA, 1 RB, 5 MHz, 64-QAM, UL Subframe=2,3,4,7,8,9)	X	0.93	60.00	7.87	3.23	10.0	± 9.6 %
		Y	1.15	60.00	8.75		10.0	
10470-AAC	LTE-TDD (SC-FDMA, 1 RB, 10 MHz, QPSK, UL Subframe=2,3,4,7,8,9)	X	0.96	61.12	10.88	3.23	12.0	± 9.6 %
		Y	1.26	62.79	12.32		12.0	
10471-AAC	LTE-TDD (SC-FDMA, 1 RB, 10 MHz, 16-QAM, UL Subframe=2,3,4,7,8,9)	X	0.95	60.00	8.34	3.23	11.0	± 9.6 %
		Y	1.22	60.50	9.43		11.0	

10472-AAC	LTE-TDD (SC-FDMA, 1 RB, 10 MHz, 64-QAM, UL Subframe=2,3,4,7,8,9)	X	0.93	60.00	7.87	3.23	10.0	± 9.6 %
		Y	1.15	60.00	8.76		10.0	
10473-AAC	LTE-TDD (SC-FDMA, 1 RB, 15 MHz, QPSK, UL Subframe=2,3,4,7,8,9)	X	0.96	61.12	10.87	3.23	12.0	± 9.6 %
		Y	1.26	62.78	12.32		12.0	
10474-AAC	LTE-TDD (SC-FDMA, 1 RB, 15 MHz, 16-QAM, UL Subframe=2,3,4,7,8,9)	X	0.95	60.00	8.35	3.23	11.0	± 9.6 %
		Y	1.22	60.50	9.43		11.0	
10475-AAC	LTE-TDD (SC-FDMA, 1 RB, 15 MHz, 64-QAM, UL Subframe=2,3,4,7,8,9)	X	0.93	60.00	7.88	3.23	10.0	± 9.6 %
		Y	1.15	60.00	8.76		10.0	
10477-AAC	LTE-TDD (SC-FDMA, 1 RB, 20 MHz, 16-QAM, UL Subframe=2,3,4,7,8,9)	X	0.95	60.00	8.33	3.23	11.0	± 9.6 %
		Y	1.22	60.45	9.38		11.0	
10478-AAC	LTE-TDD (SC-FDMA, 1 RB, 20 MHz, 64-QAM, UL Subframe=2,3,4,7,8,9)	X	0.93	60.00	7.87	3.23	10.0	± 9.6 %
		Y	1.15	60.00	8.75		10.0	
10479-AAA	LTE-TDD (SC-FDMA, 50% RB, 1.4 MHz, QPSK, UL Subframe=2,3,4,7,8,9)	X	0.97	61.52	11.62	3.23	12.0	± 9.6 %
		Y	1.16	62.75	12.80		12.0	
10480-AAA	LTE-TDD (SC-FDMA, 50% RB, 1.4 MHz, 16-QAM, UL Subframe=2,3,4,7,8,9)	X	0.88	60.00	8.77	3.23	11.0	± 9.6 %
		Y	1.12	60.85	9.93		11.0	
10481-AAA	LTE-TDD (SC-FDMA, 50% RB, 1.4 MHz, 64-QAM, UL Subframe=2,3,4,7,8,9)	X	0.87	60.00	8.34	3.23	11.0	± 9.6 %
		Y	1.03	60.00	9.08		11.0	
10482-AAA	LTE-TDD (SC-FDMA, 50% RB, 3 MHz, QPSK, UL Subframe=2,3,4,7,8,9)	X	23.73	179.22	6.79	2.23	13.0	± 9.6 %
		Y	14.38	183.76	1.59		13.0	
10483-AAA	LTE-TDD (SC-FDMA, 50% RB, 3 MHz, 16-QAM, UL Subframe=2,3,4,7,8,9)	X	26.89	166.19	12.98	2.23	11.0	± 9.6 %
		Y	11.06	148.82	14.79		11.0	
10484-AAA	LTE-TDD (SC-FDMA, 50% RB, 3 MHz, 64-QAM, UL Subframe=2,3,4,7,8,9)	X	28.34	173.93	13.21	2.23	11.0	± 9.6 %
		Y	2.73	145.37	3.31		11.0	
10485-AAC	LTE-TDD (SC-FDMA, 50% RB, 5 MHz, QPSK, UL Subframe=2,3,4,7,8,9)	X	0.75	60.00	6.08	2.23	13.0	± 9.6 %
		Y	0.37	57.19	3.77		13.0	
10486-AAC	LTE-TDD (SC-FDMA, 50% RB, 5 MHz, 16-QAM, UL Subframe=2,3,4,7,8,9)	X	42.95	60.00	2.30	2.23	11.0	± 9.6 %
		Y	23.51	176.80	14.08		11.0	
10487-AAC	LTE-TDD (SC-FDMA, 50% RB, 5 MHz, 64-QAM, UL Subframe=2,3,4,7,8,9)	X	45.26	60.00	2.29	2.23	11.0	± 9.6 %
		Y	22.67	172.07	17.84		11.0	
10488-AAC	LTE-TDD (SC-FDMA, 50% RB, 10 MHz, QPSK, UL Subframe=2,3,4,7,8,9)	X	1.22	61.78	10.22	2.23	13.0	± 9.6 %
		Y	0.95	60.00	8.40		13.0	
10489-AAC	LTE-TDD (SC-FDMA, 50% RB, 10 MHz, 16-QAM, UL Subframe=2,3,4,7,8,9)	X	1.17	60.00	7.97	2.23	12.0	± 9.6 %
		Y	1.04	60.00	6.79		12.0	
10490-AAC	LTE-TDD (SC-FDMA, 50% RB, 10 MHz, 64-QAM, UL Subframe=2,3,4,7,8,9)	X	1.19	60.00	7.84	2.23	11.0	± 9.6 %
		Y	1.07	60.00	6.63		11.0	
10491-AAC	LTE-TDD (SC-FDMA, 50% RB, 15 MHz, QPSK, UL Subframe=2,3,4,7,8,9)	X	1.72	63.76	12.39	2.23	13.0	± 9.6 %
		Y	1.39	61.94	10.73		13.0	
10492-AAC	LTE-TDD (SC-FDMA, 50% RB, 15 MHz, 16-QAM, UL Subframe=2,3,4,7,8,9)	X	1.71	61.78	10.44	2.23	11.0	± 9.6 %
		Y	1.33	60.00	8.50		11.0	

10493-AAC	LTE-TDD (SC-FDMA, 50% RB, 15 MHz, 64-QAM, UL Subframe=2,3,4,7,8,9)	X	1.70	61.49	10.18	2.23	11.0	± 9.6 %
		Y	1.34	60.00	8.38		11.0	
10494-AAC	LTE-TDD (SC-FDMA, 50% RB, 20 MHz, QPSK, UL Subframe=2,3,4,7,8,9)	X	1.94	65.06	13.82	2.23	13.0	± 9.6 %
		Y	1.72	64.18	12.96		13.0	
10495-AAC	LTE-TDD (SC-FDMA, 50% RB, 20 MHz, 16-QAM, UL Subframe=2,3,4,7,8,9)	X	2.12	64.03	12.57	2.23	12.0	± 9.6 %
		Y	1.72	62.16	10.91		12.0	
10496-AAC	LTE-TDD (SC-FDMA, 50% RB, 20 MHz, 64-QAM, UL Subframe=2,3,4,7,8,9)	X	2.15	63.85	12.42	2.23	11.0	± 9.6 %
		Y	1.72	61.85	10.65		11.0	
10497-AAA	LTE-TDD (SC-FDMA, 100% RB, 1.4 MHz, QPSK, UL Subframe=2,3,4,7,8,9)	X	7.78	206.80	11.08	2.23	13.0	± 9.6 %
		Y	0.63	136.02	1.72		13.0	
10498-AAA	LTE-TDD (SC-FDMA, 100% RB, 1.4 MHz, 16-QAM, UL Subframe=2,3,4,7,8,9)	X	0.00	60.00	0.00	2.23	11.0	± 9.6 %
		Y	0.00	120.60	62.48		11.0	
10499-AAA	LTE-TDD (SC-FDMA, 100% RB, 1.4 MHz, 64-QAM, UL Subframe=2,3,4,7,8,9)	X	0.00	128.14	63.66	2.23	10.0	± 9.6 %
		Y	0.00	60.00	0.00		10.0	
10500-AAA	LTE-TDD (SC-FDMA, 100% RB, 3 MHz, QPSK, UL Subframe=2,3,4,7,8,9)	X	0.83	60.00	7.08	2.23	13.0	± 9.6 %
		Y	0.75	60.00	6.01		13.0	
10501-AAA	LTE-TDD (SC-FDMA, 100% RB, 3 MHz, 16-QAM, UL Subframe=2,3,4,7,8,9)	X	1.09	60.00	5.04	2.23	11.0	± 9.6 %
		Y	36.32	60.01	2.33		11.0	
10502-AAA	LTE-TDD (SC-FDMA, 100% RB, 3 MHz, 64-QAM, UL Subframe=2,3,4,7,8,9)	X	1.15	60.00	4.86	2.23	11.0	± 9.6 %
		Y	36.65	60.02	2.33		11.0	
10503-AAC	LTE-TDD (SC-FDMA, 100% RB, 5 MHz, QPSK, UL Subframe=2,3,4,7,8,9)	X	1.21	61.66	10.13	2.23	13.0	± 9.6 %
		Y	0.94	60.00	8.37		13.0	
10504-AAC	LTE-TDD (SC-FDMA, 100% RB, 5 MHz, 16-QAM, UL Subframe=2,3,4,7,8,9)	X	1.17	60.00	7.94	2.23	12.0	± 9.6 %
		Y	1.04	60.00	6.76		12.0	
10505-AAC	LTE-TDD (SC-FDMA, 100% RB, 5 MHz, 64-QAM, UL Subframe=2,3,4,7,8,9)	X	1.19	60.00	7.82	2.23	11.0	± 9.6 %
		Y	1.07	60.00	6.60		11.0	
10506-AAC	LTE-TDD (SC-FDMA, 100% RB, 10 MHz, QPSK, UL Subframe=2,3,4,7,8,9)	X	1.92	64.95	13.74	2.23	13.0	± 9.6 %
		Y	1.71	64.07	12.89		13.0	
10507-AAC	LTE-TDD (SC-FDMA, 100% RB, 10 MHz, 16-QAM, UL Subframe=2,3,4,7,8,9)	X	2.11	63.94	12.51	2.23	12.0	± 9.6 %
		Y	1.71	62.08	10.85		12.0	
10508-AAC	LTE-TDD (SC-FDMA, 100% RB, 10 MHz, 64-QAM, UL Subframe=2,3,4,7,8,9)	X	2.14	63.75	12.35	2.23	11.0	± 9.6 %
		Y	1.71	61.77	10.58		11.0	
10509-AAC	LTE-TDD (SC-FDMA, 100% RB, 15 MHz, QPSK, UL Subframe=2,3,4,7,8,9)	X	2.43	65.71	14.82	2.23	12.0	± 9.6 %
		Y	2.21	65.11	14.37		12.0	
10510-AAC	LTE-TDD (SC-FDMA, 100% RB, 15 MHz, 16-QAM, UL Subframe=2,3,4,7,8,9)	X	2.76	65.25	14.27	2.23	11.0	± 9.6 %
		Y	2.47	64.46	13.48		11.0	
10511-AAC	LTE-TDD (SC-FDMA, 100% RB, 15 MHz, 64-QAM, UL Subframe=2,3,4,7,8,9)	X	2.80	65.21	14.20	2.23	11.0	± 9.6 %
		Y	2.50	64.32	13.32		11.0	

10512-AAC	LTE-TDD (SC-FDMA, 100% RB, 20 MHz, QPSK, UL Subframe=2,3,4,7,8,9)	X	2.45	65.83	15.03	2.23	13.0	± 9.6 %
		Y	2.28	65.41	14.83		13.0	
10513-AAC	LTE-TDD (SC-FDMA, 100% RB, 20 MHz, 16-QAM, UL Subframe=2,3,4,7,8,9)	X	2.80	65.27	14.61	2.23	12.0	± 9.6 %
		Y	2.61	64.90	14.20		12.0	
10514-AAC	LTE-TDD (SC-FDMA, 100% RB, 20 MHz, 64-QAM, UL Subframe=2,3,4,7,8,9)	X	2.87	65.28	14.59	2.23	11.0	± 9.6 %
		Y	2.67	64.86	14.13		11.0	
10515-AAA	IEEE 802.11b WiFi 2.4 GHz (DSSS, 2 Mbps, 99pc duty cycle)	X	1.07	65.90	14.92	0.00	45.0	± 9.6 %
		Y	0.96	64.29	13.29		45.0	
10516-AAA	IEEE 802.11b WiFi 2.4 GHz (DSSS, 5.5 Mbps, 99pc duty cycle)	X	0.71	69.56	17.68	0.00	43.0	± 9.6 %
		Y	0.64	66.54	15.55		43.0	
10517-AAA	IEEE 802.11b WiFi 2.4 GHz (DSSS, 11 Mbps, 99pc duty cycle)	X	0.93	67.34	15.82	0.00	44.0	± 9.6 %
		Y	0.83	65.31	14.08		44.0	
10518-AAB	IEEE 802.11a/h WiFi 5 GHz (OFDM, 9 Mbps, 99pc duty cycle)	X	3.37	68.39	15.38	0.00	13.0	± 9.6 %
		Y	2.86	66.67	13.78		13.0	
10519-AAB	IEEE 802.11a/h WiFi 5 GHz (OFDM, 12 Mbps, 99pc duty cycle)	X	3.38	68.22	15.28	0.00	12.0	± 9.6 %
		Y	2.85	66.45	13.62		12.0	
10520-AAB	IEEE 802.11a/h WiFi 5 GHz (OFDM, 18 Mbps, 99pc duty cycle)	X	3.34	68.34	15.33	0.00	13.0	± 9.6 %
		Y	2.83	66.62	13.71		13.0	
10521-AAB	IEEE 802.11a/h WiFi 5 GHz (OFDM, 24 Mbps, 99pc duty cycle)	X	3.32	68.28	15.25	0.00	13.0	± 9.6 %
		Y	2.81	66.60	13.63		13.0	
10522-AAB	IEEE 802.11a/h WiFi 5 GHz (OFDM, 36 Mbps, 99pc duty cycle)	X	3.36	68.49	15.35	0.00	12.0	± 9.6 %
		Y	2.83	66.70	13.71		12.0	
10523-AAB	IEEE 802.11a/h WiFi 5 GHz (OFDM, 48 Mbps, 99pc duty cycle)	X	3.27	68.37	15.33	0.00	13.0	± 9.6 %
		Y	2.77	66.63	13.69		13.0	
10524-AAB	IEEE 802.11a/h WiFi 5 GHz (OFDM, 54 Mbps, 99pc duty cycle)	X	3.24	67.99	15.18	0.00	13.0	± 9.6 %
		Y	2.78	66.47	13.64		13.0	
10525-AAB	IEEE 802.11ac WiFi (20MHz, MCS0, 99pc duty cycle)	X	3.39	67.76	15.25	0.00	12.0	± 9.6 %
		Y	2.86	66.06	13.69		12.0	
10526-AAB	IEEE 802.11ac WiFi (20MHz, MCS1, 99pc duty cycle)	X	3.42	67.89	15.31	0.00	12.0	± 9.6 %
		Y	2.88	66.14	13.74		12.0	
10527-AAB	IEEE 802.11ac WiFi (20MHz, MCS2, 99pc duty cycle)	X	3.35	67.77	15.22	0.00	13.0	± 9.6 %
		Y	2.82	66.02	13.63		13.0	
10528-AAB	IEEE 802.11ac WiFi (20MHz, MCS3, 99pc duty cycle)	X	3.37	67.78	15.21	0.00	12.0	± 9.6 %
		Y	2.84	66.03	13.63		12.0	
10529-AAB	IEEE 802.11ac WiFi (20MHz, MCS4, 99pc duty cycle)	X	3.37	67.78	15.21	0.00	12.0	± 9.6 %
		Y	2.84	66.03	13.63		12.0	
10531-AAB	IEEE 802.11ac WiFi (20MHz, MCS6, 99pc duty cycle)	X	3.35	67.85	15.24	0.00	12.0	± 9.6 %
		Y	2.84	66.15	13.69		12.0	
10532-AAB	IEEE 802.11ac WiFi (20MHz, MCS7, 99pc duty cycle)	X	3.28	67.64	15.13	0.00	13.0	± 9.6 %
		Y	2.79	66.01	13.60		13.0	

10533-AAB	IEEE 802.11ac WiFi (20MHz, MCS8, 99pc duty cycle)	X	3.31	67.71	15.15	0.00	12.0	± 9.6 %
		Y	2.78	65.93	13.55		12.0	
10534-AAB	IEEE 802.11ac WiFi (40MHz, MCS0, 99pc duty cycle)	X	4.10	67.45	16.01	0.00	12.0	± 9.6 %
		Y	3.81	66.92	15.53		12.0	
10535-AAB	IEEE 802.11ac WiFi (40MHz, MCS1, 99pc duty cycle)	X	4.09	67.44	16.01	0.00	12.0	± 9.6 %
		Y	3.80	66.91	15.53		12.0	
10536-AAB	IEEE 802.11ac WiFi (40MHz, MCS2, 99pc duty cycle)	X	4.01	67.39	15.98	0.00	13.0	± 9.6 %
		Y	3.73	66.82	15.48		13.0	
10537-AAB	IEEE 802.11ac WiFi (40MHz, MCS3, 99pc duty cycle)	X	4.07	67.45	16.03	0.00	12.0	± 9.6 %
		Y	3.77	66.85	15.54		12.0	
10538-AAB	IEEE 802.11ac WiFi (40MHz, MCS4, 99pc duty cycle)	X	4.11	67.42	16.01	0.00	12.0	± 9.6 %
		Y	3.81	66.85	15.51		12.0	
10540-AAB	IEEE 802.11ac WiFi (40MHz, MCS6, 99pc duty cycle)	X	4.08	67.39	16.04	0.00	12.0	± 9.6 %
		Y	3.79	66.83	15.56		12.0	
10541-AAB	IEEE 802.11ac WiFi (40MHz, MCS7, 99pc duty cycle)	X	4.10	67.45	16.02	0.00	12.0	± 9.6 %
		Y	3.82	66.97	15.58		12.0	
10542-AAB	IEEE 802.11ac WiFi (40MHz, MCS8, 99pc duty cycle)	X	4.19	67.59	16.11	0.00	12.0	± 9.6 %
		Y	3.89	67.04	15.64		12.0	
10543-AAB	IEEE 802.11ac WiFi (40MHz, MCS9, 99pc duty cycle)	X	4.22	67.52	16.11	0.00	12.0	± 9.6 %
		Y	3.94	67.05	15.67		12.0	
10544-AAB	IEEE 802.11ac WiFi (80MHz, MCS0, 99pc duty cycle)	X	4.53	66.68	15.82	0.00	12.0	± 9.6 %
		Y	4.30	66.13	15.50		12.0	
10545-AAB	IEEE 802.11ac WiFi (80MHz, MCS1, 99pc duty cycle)	X	4.53	66.70	15.81	0.00	12.0	± 9.6 %
		Y	4.31	66.19	15.51		12.0	
10546-AAB	IEEE 802.11ac WiFi (80MHz, MCS2, 99pc duty cycle)	X	4.53	66.75	15.83	0.00	13.0	± 9.6 %
		Y	4.30	66.21	15.52		13.0	
10547-AAB	IEEE 802.11ac WiFi (80MHz, MCS3, 99pc duty cycle)	X	4.53	66.68	15.80	0.00	12.0	± 9.6 %
		Y	4.31	66.18	15.50		12.0	
10548-AAB	IEEE 802.11ac WiFi (80MHz, MCS4, 99pc duty cycle)	X	4.51	66.82	15.84	0.00	13.0	± 9.6 %
		Y	4.32	66.42	15.59		13.0	
10550-AAB	IEEE 802.11ac WiFi (80MHz, MCS6, 99pc duty cycle)	X	4.46	66.64	15.78	0.00	13.0	± 9.6 %
		Y	4.24	66.10	15.44		13.0	
10551-AAB	IEEE 802.11ac WiFi (80MHz, MCS7, 99pc duty cycle)	X	4.51	66.77	15.83	0.00	12.0	± 9.6 %
		Y	4.29	66.27	15.54		12.0	
10552-AAB	IEEE 802.11ac WiFi (80MHz, MCS8, 99pc duty cycle)	X	4.46	66.72	15.76	0.00	12.0	± 9.6 %
		Y	4.23	66.18	15.43		12.0	
10553-AAB	IEEE 802.11ac WiFi (80MHz, MCS9, 99pc duty cycle)	X	4.52	66.86	15.84	0.00	12.0	± 9.6 %
		Y	4.28	66.29	15.49		12.0	
10554-AAC	IEEE 802.11ac WiFi (160MHz, MCS0, 99pc duty cycle)	X	5.01	66.62	15.80	0.00	12.0	± 9.6 %
		Y	4.84	66.10	15.59		12.0	
10555-AAC	IEEE 802.11ac WiFi (160MHz, MCS1, 99pc duty cycle)	X	5.02	66.66	15.82	0.00	12.0	± 9.6 %
		Y	4.85	66.12	15.60		12.0	

10556-AAC	IEEE 802.11ac WiFi (160MHz, MCS2, 99pc duty cycle)	X	5.02	66.68	15.82	0.00	12.0	± 9.6 %
		Y	4.84	66.13	15.60		12.0	
10557-AAC	IEEE 802.11ac WiFi (160MHz, MCS3, 99pc duty cycle)	X	5.01	66.67	15.83	0.00	12.0	± 9.6 %
		Y	4.82	66.09	15.59		12.0	
10558-AAC	IEEE 802.11ac WiFi (160MHz, MCS4, 99pc duty cycle)	X	5.01	66.69	15.85	0.00	12.0	± 9.6 %
		Y	4.85	66.18	15.64		12.0	
10560-AAC	IEEE 802.11ac WiFi (160MHz, MCS6, 99pc duty cycle)	X	5.04	66.66	15.85	0.00	12.0	± 9.6 %
		Y	4.86	66.12	15.63		12.0	
10561-AAC	IEEE 802.11ac WiFi (160MHz, MCS7, 99pc duty cycle)	X	4.98	66.62	15.84	0.00	12.0	± 9.6 %
		Y	4.80	66.07	15.60		12.0	
10562-AAC	IEEE 802.11ac WiFi (160MHz, MCS8, 99pc duty cycle)	X	5.01	66.70	15.88	0.00	12.0	± 9.6 %
		Y	4.83	66.14	15.64		12.0	
10563-AAC	IEEE 802.11ac WiFi (160MHz, MCS9, 99pc duty cycle)	X	5.15	66.99	16.01	0.00	12.0	± 9.6 %
		Y	4.98	66.52	15.82		12.0	
10564-AAA	IEEE 802.11g WiFi 2.4 GHz (DSSS-OFDM, 9 Mbps, 99pc duty cycle)	X	3.61	67.99	15.48	0.46	13.0	± 9.6 %
		Y	3.18	66.86	14.35		13.0	
10565-AAA	IEEE 802.11g WiFi 2.4 GHz (DSSS-OFDM, 12 Mbps, 99pc duty cycle)	X	3.75	68.55	15.91	0.46	12.0	± 9.6 %
		Y	3.30	67.40	14.75		12.0	
10566-AAA	IEEE 802.11g WiFi 2.4 GHz (DSSS-OFDM, 18 Mbps, 99pc duty cycle)	X	3.63	68.23	15.66	0.46	13.0	± 9.6 %
		Y	3.20	67.13	14.53		13.0	
10567-AAA	IEEE 802.11g WiFi 2.4 GHz (DSSS-OFDM, 24 Mbps, 99pc duty cycle)	X	3.89	69.64	16.59	0.46	13.0	± 9.6 %
		Y	3.46	68.60	15.51		13.0	
10568-AAA	IEEE 802.11g WiFi 2.4 GHz (DSSS-OFDM, 36 Mbps, 99pc duty cycle)	X	3.44	67.33	14.91	0.46	12.0	± 9.6 %
		Y	3.03	66.24	13.79		12.0	
10569-AAA	IEEE 802.11g WiFi 2.4 GHz (DSSS-OFDM, 48 Mbps, 99pc duty cycle)	X	3.90	70.04	16.89	0.46	13.0	± 9.6 %
		Y	3.48	68.98	15.82		13.0	
10570-AAA	IEEE 802.11g WiFi 2.4 GHz (DSSS-OFDM, 54 Mbps, 99pc duty cycle)	X	3.75	69.06	16.33	0.46	13.0	± 9.6 %
		Y	3.37	68.15	15.31		13.0	
10571-AAA	IEEE 802.11b WiFi 2.4 GHz (DSSS, 1 Mbps, 90pc duty cycle)	X	1.18	65.10	14.28	0.46	41.0	± 9.6 %
		Y	1.10	64.09	13.14		41.0	
10572-AAA	IEEE 802.11b WiFi 2.4 GHz (DSSS, 2 Mbps, 90pc duty cycle)	X	1.19	65.70	14.72	0.46	41.0	± 9.6 %
		Y	1.11	64.62	13.55		41.0	
10573-AAA	IEEE 802.11b WiFi 2.4 GHz (DSSS, 5.5 Mbps, 90pc duty cycle)	X	0.95	70.68	17.76	0.46	39.0	± 9.6 %
		Y	0.87	68.32	16.33		39.0	
10574-AAA	IEEE 802.11b WiFi 2.4 GHz (DSSS, 11 Mbps, 90pc duty cycle)	X	1.33	71.05	18.03	0.46	40.0	± 9.6 %
		Y	1.20	68.86	16.49		40.0	
10575-AAA	IEEE 802.11g WiFi 2.4 GHz (DSSS-OFDM, 6 Mbps, 90pc duty cycle)	X	3.38	67.34	14.85	0.46	12.0	± 9.6 %
		Y	2.94	66.04	13.47		12.0	
10576-AAA	IEEE 802.11g WiFi 2.4 GHz (DSSS-OFDM, 9 Mbps, 90pc duty cycle)	X	3.44	67.84	15.19	0.46	12.0	± 9.6 %
		Y	2.99	66.52	13.85		12.0	
10577-AAA	IEEE 802.11g WiFi 2.4 GHz (DSSS-OFDM, 12 Mbps, 90pc duty cycle)	X	3.48	67.89	15.24	0.46	12.0	± 9.6 %
		Y	3.01	66.48	13.82		12.0	

10578-AAA	IEEE 802.11g WiFi 2.4 GHz (DSSS-OFDM, 18 Mbps, 90pc duty cycle)	X	3.56	68.63	15.73	0.46	12.0	± 9.6 %
		Y	3.10	67.27	14.37		12.0	
10579-AAA	IEEE 802.11g WiFi 2.4 GHz (DSSS-OFDM, 24 Mbps, 90pc duty cycle)	X	3.12	66.31	13.99	0.46	12.0	± 9.6 %
		Y	2.72	65.11	12.65		12.0	
10580-AAA	IEEE 802.11g WiFi 2.4 GHz (DSSS-OFDM, 36 Mbps, 90pc duty cycle)	X	3.12	66.28	13.92	0.46	11.0	± 9.6 %
		Y	2.71	65.04	12.58		11.0	
10581-AAA	IEEE 802.11g WiFi 2.4 GHz (DSSS-OFDM, 48 Mbps, 90pc duty cycle)	X	3.46	68.48	15.60	0.46	12.0	± 9.6 %
		Y	3.02	67.13	14.23		12.0	
10582-AAA	IEEE 802.11g WiFi 2.4 GHz (DSSS-OFDM, 54 Mbps, 90pc duty cycle)	X	2.94	65.42	13.39	0.46	11.0	± 9.6 %
		Y	2.59	64.36	12.12		11.0	
10583-AAB	IEEE 802.11a/h WiFi 5 GHz (OFDM, 6 Mbps, 90pc duty cycle)	X	3.38	67.34	14.85	0.46	12.0	± 9.6 %
		Y	2.94	66.04	13.47		12.0	
10584-AAB	IEEE 802.11a/h WiFi 5 GHz (OFDM, 9 Mbps, 90pc duty cycle)	X	3.44	67.84	15.19	0.46	12.0	± 9.6 %
		Y	2.99	66.52	13.85		12.0	
10585-AAB	IEEE 802.11a/h WiFi 5 GHz (OFDM, 12 Mbps, 90pc duty cycle)	X	3.48	67.89	15.24	0.46	12.0	± 9.6 %
		Y	3.01	66.48	13.82		12.0	
10586-AAB	IEEE 802.11a/h WiFi 5 GHz (OFDM, 18 Mbps, 90pc duty cycle)	X	3.56	68.63	15.73	0.46	12.0	± 9.6 %
		Y	3.10	67.27	14.37		12.0	
10587-AAB	IEEE 802.11a/h WiFi 5 GHz (OFDM, 24 Mbps, 90pc duty cycle)	X	3.12	66.31	13.99	0.46	12.0	± 9.6 %
		Y	2.72	65.11	12.65		12.0	
10588-AAB	IEEE 802.11a/h WiFi 5 GHz (OFDM, 36 Mbps, 90pc duty cycle)	X	3.12	66.28	13.92	0.46	11.0	± 9.6 %
		Y	2.71	65.04	12.58		11.0	
10589-AAB	IEEE 802.11a/h WiFi 5 GHz (OFDM, 48 Mbps, 90pc duty cycle)	X	3.46	68.48	15.60	0.46	12.0	± 9.6 %
		Y	3.02	67.13	14.23		12.0	
10590-AAB	IEEE 802.11a/h WiFi 5 GHz (OFDM, 54 Mbps, 90pc duty cycle)	X	2.94	65.42	13.39	0.46	11.0	± 9.6 %
		Y	2.59	64.36	12.12		11.0	
10591-AAB	IEEE 802.11n (HT Mixed, 20MHz, MCS0, 90pc duty cycle)	X	3.58	67.76	15.31	0.46	12.0	± 9.6 %
		Y	3.16	66.65	14.09		12.0	
10592-AAB	IEEE 802.11n (HT Mixed, 20MHz, MCS1, 90pc duty cycle)	X	3.61	67.90	15.40	0.46	11.0	± 9.6 %
		Y	3.18	66.75	14.17		11.0	
10593-AAB	IEEE 802.11n (HT Mixed, 20MHz, MCS2, 90pc duty cycle)	X	3.49	67.54	15.12	0.46	12.0	± 9.6 %
		Y	3.07	66.37	13.87		12.0	
10594-AAB	IEEE 802.11n (HT Mixed, 20MHz, MCS3, 90pc duty cycle)	X	3.60	67.94	15.42	0.46	11.0	± 9.6 %
		Y	3.18	66.81	14.20		11.0	
10595-AAB	IEEE 802.11n (HT Mixed, 20MHz, MCS4, 90pc duty cycle)	X	3.52	67.78	15.25	0.46	11.0	± 9.6 %
		Y	3.11	66.68	14.05		11.0	
10596-AAB	IEEE 802.11n (HT Mixed, 20MHz, MCS5, 90pc duty cycle)	X	3.44	67.43	15.05	0.46	11.0	± 9.6 %
		Y	3.03	66.29	13.80		11.0	
10597-AAB	IEEE 802.11n (HT Mixed, 20MHz, MCS6, 90pc duty cycle)	X	3.42	67.45	14.99	0.46	11.0	± 9.6 %
		Y	3.00	66.28	13.76		11.0	
10598-AAB	IEEE 802.11n (HT Mixed, 20MHz, MCS7, 90pc duty cycle)	X	3.56	68.23	15.60	0.46	12.0	± 9.6 %
		Y	3.16	67.15	14.41		12.0	



10599-AAB	IEEE 802.11n (HT Mixed, 40MHz, MCS0, 90pc duty cycle)	X	4.39	67.98	16.36	0.46	11.0	± 9.6 %
		Y	4.22	67.95	16.15		11.0	
10600-AAB	IEEE 802.11n (HT Mixed, 40MHz, MCS1, 90pc duty cycle)	X	4.29	67.61	16.13	0.46	11.0	± 9.6 %
		Y	4.07	67.37	15.82		11.0	
10601-AAB	IEEE 802.11n (HT Mixed, 40MHz, MCS2, 90pc duty cycle)	X	4.26	67.60	16.18	0.46	11.0	± 9.6 %
		Y	4.05	67.41	15.91		11.0	
10602-AAB	IEEE 802.11n (HT Mixed, 40MHz, MCS3, 90pc duty cycle)	X	4.24	67.28	15.93	0.46	11.0	± 9.6 %
		Y	4.07	67.22	15.72		11.0	
10603-AAB	IEEE 802.11n (HT Mixed, 40MHz, MCS4, 90pc duty cycle)	X	4.36	67.87	16.41	0.46	11.0	± 9.6 %
		Y	4.21	67.91	16.24		11.0	
10604-AAB	IEEE 802.11n (HT Mixed, 40MHz, MCS5, 90pc duty cycle)	X	4.32	67.56	16.20	0.46	12.0	± 9.6 %
		Y	4.10	67.35	15.93		12.0	
10605-AAB	IEEE 802.11n (HT Mixed, 40MHz, MCS6, 90pc duty cycle)	X	4.24	67.26	16.03	0.46	11.0	± 9.6 %
		Y	4.06	67.10	15.76		11.0	
10606-AAB	IEEE 802.11n (HT Mixed, 40MHz, MCS7, 90pc duty cycle)	X	4.13	66.85	15.63	0.46	11.0	± 9.6 %
		Y	3.96	66.72	15.39		11.0	
10607-AAB	IEEE 802.11ac WiFi (20MHz, MCS0, 90pc duty cycle)	X	3.43	67.12	15.01	0.46	12.0	± 9.6 %
		Y	2.98	65.83	13.71		12.0	
10608-AAB	IEEE 802.11ac WiFi (20MHz, MCS1, 90pc duty cycle)	X	3.47	67.31	15.12	0.46	11.0	± 9.6 %
		Y	3.01	65.98	13.80		11.0	
10609-AAB	IEEE 802.11ac WiFi (20MHz, MCS2, 90pc duty cycle)	X	3.33	66.80	14.75	0.46	12.0	± 9.6 %
		Y	2.88	65.47	13.42		12.0	
10610-AAB	IEEE 802.11ac WiFi (20MHz, MCS3, 90pc duty cycle)	X	3.44	67.27	15.07	0.46	11.0	± 9.6 %
		Y	2.98	65.93	13.74		11.0	
10611-AAB	IEEE 802.11ac WiFi (20MHz, MCS4, 90pc duty cycle)	X	3.34	66.93	14.83	0.46	11.0	± 9.6 %
		Y	2.91	65.67	13.55		11.0	
10612-AAB	IEEE 802.11ac WiFi (20MHz, MCS5, 90pc duty cycle)	X	3.26	66.63	14.59	0.46	11.0	± 9.6 %
		Y	2.82	65.29	13.25		11.0	
10613-AAB	IEEE 802.11ac WiFi (20MHz, MCS6, 90pc duty cycle)	X	3.26	66.48	14.49	0.46	11.0	± 9.6 %
		Y	2.84	65.24	13.21		11.0	
10614-AAB	IEEE 802.11ac WiFi (20MHz, MCS7, 90pc duty cycle)	X	3.39	67.35	15.14	0.46	12.0	± 9.6 %
		Y	2.97	66.11	13.86		12.0	
10615-AAB	IEEE 802.11ac WiFi (20MHz, MCS8, 90pc duty cycle)	X	3.15	65.97	14.12	0.46	11.0	± 9.6 %
		Y	2.73	64.68	12.80		11.0	
10616-AAB	IEEE 802.11ac WiFi (40MHz, MCS0, 90pc duty cycle)	X	4.17	67.05	15.93	0.46	11.0	± 9.6 %
		Y	3.92	66.73	15.59		11.0	
10617-AAB	IEEE 802.11ac WiFi (40MHz, MCS1, 90pc duty cycle)	X	4.13	66.92	15.83	0.46	11.0	± 9.6 %
		Y	3.89	66.60	15.49		11.0	
10618-AAB	IEEE 802.11ac WiFi (40MHz, MCS2, 90pc duty cycle)	X	4.10	67.08	15.96	0.46	12.0	± 9.6 %
		Y	3.86	66.72	15.61		12.0	
10619-AAB	IEEE 802.11ac WiFi (40MHz, MCS3, 90pc duty cycle)	X	4.07	66.75	15.72	0.46	11.0	± 9.6 %
		Y	3.83	66.36	15.35		11.0	

10620-AAB	IEEE 802.11ac WiFi (40MHz, MCS4, 90pc duty cycle)	X	4.13	66.78	15.73	0.46	11.0	± 9.6 %
		Y	3.88	66.43	15.37		11.0	
10621-AAB	IEEE 802.11ac WiFi (40MHz, MCS5, 90pc duty cycle)	X	4.26	67.39	16.24	0.46	12.0	± 9.6 %
		Y	4.02	67.09	15.93		12.0	
10622-AAB	IEEE 802.11ac WiFi (40MHz, MCS6, 90pc duty cycle)	X	4.22	67.32	16.21	0.46	12.0	± 9.6 %
		Y	3.98	67.01	15.89		12.0	
10623-AAB	IEEE 802.11ac WiFi (40MHz, MCS7, 90pc duty cycle)	X	4.09	66.69	15.65	0.46	11.0	± 9.6 %
		Y	3.87	66.42	15.34		11.0	
10624-AAB	IEEE 802.11ac WiFi (40MHz, MCS8, 90pc duty cycle)	X	4.24	67.10	15.96	0.46	11.0	± 9.6 %
		Y	4.00	66.80	15.63		11.0	
10625-AAB	IEEE 802.11ac WiFi (40MHz, MCS9, 90pc duty cycle)	X	4.33	67.28	16.13	0.46	11.0	± 9.6 %
		Y	4.12	67.11	15.87		11.0	
10626-AAB	IEEE 802.11ac WiFi (80MHz, MCS0, 90pc duty cycle)	X	4.61	66.39	15.80	0.46	11.0	± 9.6 %
		Y	4.42	65.99	15.59		11.0	
10627-AAB	IEEE 802.11ac WiFi (80MHz, MCS1, 90pc duty cycle)	X	4.63	66.49	15.84	0.46	11.0	± 9.6 %
		Y	4.45	66.14	15.66		11.0	
10628-AAB	IEEE 802.11ac WiFi (80MHz, MCS2, 90pc duty cycle)	X	4.55	66.18	15.57	0.46	12.0	± 9.6 %
		Y	4.37	65.83	15.38		12.0	
10629-AAB	IEEE 802.11ac WiFi (80MHz, MCS3, 90pc duty cycle)	X	4.55	66.13	15.55	0.46	11.0	± 9.6 %
		Y	4.39	65.85	15.39		11.0	
10630-AAB	IEEE 802.11ac WiFi (80MHz, MCS4, 90pc duty cycle)	X	4.57	66.40	15.70	0.46	12.0	± 9.6 %
		Y	4.44	66.24	15.60		12.0	
10631-AAB	IEEE 802.11ac WiFi (80MHz, MCS5, 90pc duty cycle)	X	4.71	67.20	16.38	0.46	11.0	± 9.6 %
		Y	4.53	66.84	16.18		11.0	
10632-AAB	IEEE 802.11ac WiFi (80MHz, MCS6, 90pc duty cycle)	X	4.67	66.91	16.21	0.46	12.0	± 9.6 %
		Y	4.48	66.55	16.00		12.0	
10633-AAB	IEEE 802.11ac WiFi (80MHz, MCS7, 90pc duty cycle)	X	4.58	66.45	15.78	0.46	11.0	± 9.6 %
		Y	4.42	66.16	15.62		11.0	
10634-AAB	IEEE 802.11ac WiFi (80MHz, MCS8, 90pc duty cycle)	X	4.58	66.60	15.90	0.46	11.0	± 9.6 %
		Y	4.39	66.21	15.67		11.0	
10635-AAB	IEEE 802.11ac WiFi (80MHz, MCS9, 90pc duty cycle)	X	4.38	65.56	14.95	0.46	11.0	± 9.6 %
		Y	4.19	65.20	14.73		11.0	
10636-AAC	IEEE 802.11ac WiFi (160MHz, MCS0, 90pc duty cycle)	X	5.10	66.39	15.82	0.46	11.0	± 9.6 %
		Y	4.97	66.02	15.71		11.0	
10637-AAC	IEEE 802.11ac WiFi (160MHz, MCS1, 90pc duty cycle)	X	5.12	66.45	15.86	0.46	12.0	± 9.6 %
		Y	4.99	66.08	15.75		12.0	
10638-AAC	IEEE 802.11ac WiFi (160MHz, MCS2, 90pc duty cycle)	X	5.10	66.39	15.79	0.46	11.0	± 9.6 %
		Y	4.96	66.01	15.68		11.0	
10639-AAC	IEEE 802.11ac WiFi (160MHz, MCS3, 90pc duty cycle)	X	5.10	66.46	15.88	0.46	11.0	± 9.6 %
		Y	4.95	66.04	15.74		11.0	
10640-AAC	IEEE 802.11ac WiFi (160MHz, MCS4, 90pc duty cycle)	X	5.06	66.28	15.70	0.46	11.0	± 9.6 %
		Y	4.94	65.96	15.61		11.0	

10641-AAC	IEEE 802.11ac WiFi (160MHz, MCS5, 90pc duty cycle)	X	5.13	66.33	15.74	0.46	11.0	± 9.6 %
		Y	5.05	66.17	15.72		11.0	
10642-AAC	IEEE 802.11ac WiFi (160MHz, MCS6, 90pc duty cycle)	X	5.20	66.74	16.15	0.46	11.0	± 9.6 %
		Y	5.06	66.35	16.03		11.0	
10643-AAC	IEEE 802.11ac WiFi (160MHz, MCS7, 90pc duty cycle)	X	5.03	66.20	15.70	0.46	11.0	± 9.6 %
		Y	4.89	65.81	15.57		11.0	
10644-AAC	IEEE 802.11ac WiFi (160MHz, MCS8, 90pc duty cycle)	X	5.08	66.36	15.81	0.46	11.0	± 9.6 %
		Y	4.93	65.95	15.67		11.0	
10645-AAC	IEEE 802.11ac WiFi (160MHz, MCS9, 90pc duty cycle)	X	5.25	66.78	16.00	0.46	11.0	± 9.6 %
		Y	5.12	66.47	15.91		11.0	
10646-AAD	LTE-TDD (SC-FDMA, 1 RB, 5 MHz, QPSK, UL Subframe=2,7)	X	4.34	72.47	21.46	9.30	5.0	± 9.6 %
		Y	4.51	72.94	22.24		5.0	
10647-AAC	LTE-TDD (SC-FDMA, 1 RB, 20 MHz, QPSK, UL Subframe=2,7)	X	4.05	71.64	21.19	9.30	5.0	± 9.6 %
		Y	4.21	72.06	21.95		5.0	
10648-AAA	CDMA2000 (1x Advanced)	X	3.28	187.93	23.62	0.00	30.0	± 9.6 %
		Y	0.07	83.91	4.28		30.0	
10652-AAB	LTE-TDD (OFDMA, 5 MHz, E-TM 3.1, Clipping 44%)	X	1.44	60.53	9.02	2.23	80.0	± 9.6 %
		Y	1.19	60.00	7.73		80.0	
10653-AAB	LTE-TDD (OFDMA, 10 MHz, E-TM 3.1, Clipping 44%)	X	2.71	64.67	13.24	2.23	80.0	± 9.6 %
		Y	2.20	62.79	11.55		80.0	
10654-AAB	LTE-TDD (OFDMA, 15 MHz, E-TM 3.1, Clipping 44%)	X	3.14	65.46	14.54	2.23	80.0	± 9.6 %
		Y	2.82	64.68	13.68		80.0	
10655-AAB	LTE-TDD (OFDMA, 20 MHz, E-TM 3.1, Clipping 44%)	X	3.39	65.51	15.07	2.23	80.0	± 9.6 %
		Y	3.17	65.15	14.62		80.0	
10658-AAA	Pulse Waveform (200Hz, 10%)	X	6.96	76.26	18.34	10.00	6.0	± 9.6 %
		Y	8.11	79.88	20.30		6.0	
10659-AAA	Pulse Waveform (200Hz, 20%)	X	5.54	77.53	17.89	6.99	12.0	± 9.6 %
		Y	6.98	82.18	20.25		12.0	
10660-AAA	Pulse Waveform (200Hz, 40%)	X	3.47	78.34	17.74	3.98	23.0	± 9.6 %
		Y	3.80	80.84	19.40		23.0	
10661-AAA	Pulse Waveform (200Hz, 60%)	X	1.64	76.27	17.60	2.22	27.0	± 9.6 %
		Y	1.63	76.28	18.17		27.0	
10662-AAA	Pulse Waveform (200Hz, 80%)	X	0.50	68.67	16.31	0.97	44.0	± 9.6 %
		Y	0.49	66.96	15.54		44.0	

<sup>E</sup> Uncertainty is determined using the max. deviation from linear response applying rectangular distribution and is expressed for the square of the field value.