

Test Setup Photos of the EUT

Test Setup Photo(s) of Radiated Emissions Measurement



Fig. 1 (Below 1GHz)-SYN-BY-9D



Fig. 2 (Below 1GHz)-SYN-OPA-8D




Fig. 3 (Below 1GHz)-SYN-CA-3D



Fig. 4(Below 1GHz)-SYN-IPA-8D




Fig. 5 (Above 1GHz)-SYN-BY-9D




Fig. 6 (Above 1GHz)-SYN-OPA-8D




Fig. 7 (Above 1GHz)-SYN-CA-3D




Fig. 8 (Above 1GHz)-SYN-IPA-8D