




# 1. Appendix: TEST SETUP PHOTOS(Conducted Test)

## 1) CONDUCTED RF MEASUREMENT SETUP




## 2. Appendix: TEST SETUP PHOTOS(Radiated Test)


### 1) RADIATED RF MEASUREMENT SETUP (9kHz ~ 30 MHz)





9 kHz ~ 30 MHz FACE ON FRONT TEST PHOTO



9 kHz ~ 30 MHz FACE ON REAR TEST PHOTO





2) **RADIATED RF MEASUREMENT SETUP (30 MHz ~ 1 GHz)**








3) **RADIATED RF MEASUREMENT SETUP (ABOVE 1 GHz)**



4) **RADIATED RF MEASUREMENT SET-UP (Axis)**




Z AXIS PHOTO





### 3. Appendix: UNLICENSED BAND SETUP PHOTOS(AC Line Test)

AC LINE CONDUCTED FRONT TEST PHOTO



AC LINE CONDUCTED REAR TEST PHOTO



**END OF REPORT**