

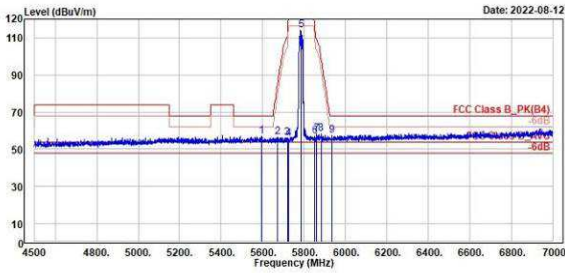
802.11a

CH 157 (Horizontal) Peak

CH 157 (Vertical) Peak



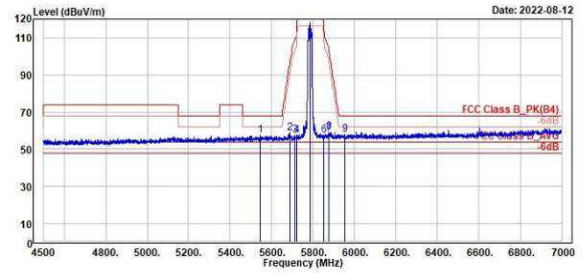
TÜV Rheinland Taiwan Ltd.  
No. 438-18, Sec 2, Fenhiao, Linkou Dist., New Taipei City 244, Taiwan(R.O.C.)  
Tel: +886-2172-1000 Fax: +886-2172-1322



Peak	Freq	Level	Read	Limit	Over	APos	TPos	Remark	Pol/Phase	Note
	MHz	dBuV/m	dBuV	dB/m	dBuV/m	dB	cm	deg		
1	5593.00	57.08	13.75	43.33	68.20	-11.12	288	353 Peak	Horizontal	
2	5673.00	56.55	13.40	43.15	85.26	-28.71	288	353 Peak	Horizontal	
3	5719.50	56.34	13.67	43.27	110.66	-54.32	288	353 Peak	Horizontal	
4	5725.00	55.65	12.36	43.29	122.20	-66.55	288	353 Peak	Horizontal	
5	5785.00	113.96	70.50	43.46	122.20	-8.24	288	353 Peak	Horizontal	
6	5853.00	56.92	13.37	43.55	115.36	-58.44	288	353 Peak	Horizontal	
7	5859.00	58.18	14.59	43.59	109.68	-51.50	288	353 Peak	Horizontal	
8	5883.00	58.24	14.54	43.70	99.26	-41.02	288	353 Peak	Horizontal	
9	5932.50	57.60	13.72	43.88	68.20	-10.60	288	353 Peak	Horizontal	



TÜV Rheinland Taiwan Ltd.  
No. 438-18, Sec 2, Fenhiao, Linkou Dist., New Taipei City 244, Taiwan(R.O.C.)  
Tel: +886-2172-1000 Fax: +886-2172-1322



Peak	Freq	Level	Read	Limit	Over	APos	TPos	Remark	Pol/Phase	Note
	MHz	dBuV/m	dBuV	dB/m	dBuV/m	dB	cm	deg		
1	5545.00	57.47	14.38	43.09	68.20	-10.73	274	360 Peak	Vertical	
2	5689.00	58.88	15.59	43.21	97.00	-38.29	274	360 Peak	Vertical	
3	5713.00	57.43	14.15	43.28	108.84	-51.41	274	360 Peak	Vertical	
4	5720.50	57.31	14.00	43.31	111.94	-54.63	274	360 Peak	Vertical	
5	5785.00	118.04	74.48	43.56	122.20	-4.16	274	360 Peak	Vertical	
6	5851.50	57.31	13.57	43.74	118.78	-61.47	274	360 Peak	Vertical	
7	5875.00	58.27	14.46	43.81	105.20	-46.93	274	360 Peak	Vertical	
8	5878.50	59.16	15.34	43.82	102.60	-43.44	274	360 Peak	Vertical	
9	5955.50	57.79	13.96	43.83	68.20	-10.41	274	360 Peak	Vertical	

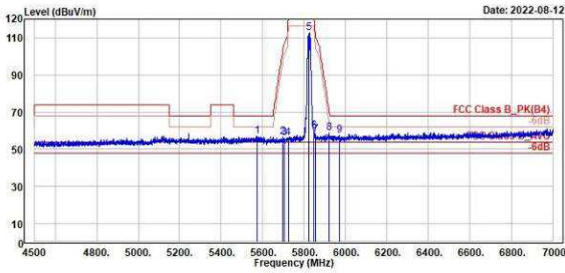
802.11a

CH 165 (Horizontal) Peak

CH 165 (Vertical) Peak



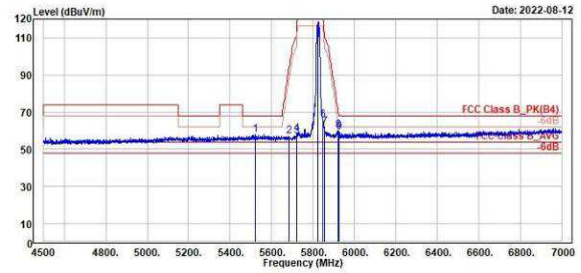
TÜV Rheinland Taiwan Ltd.  
No. 438-18, Sec 2, Fenhiao, Linkou Dist., New Taipei City 244, Taiwan(R.O.C.)  
Tel: +886-2172-1000 Fax: +886-2172-1322



Peak	Freq	Level	Read Level	Limit	Over	APos	TPos	Remark	Pol/Phase	Note
	MHz	dBuV/m	dBuV	dB/m	dBuV/m	dB	cm	deg		
1	5572.50	57.07	13.76	43.31	68.20	-11.13	353	21	Peak	Horizontal
2	5697.50	56.57	13.37	43.20	103.16	-46.79	353	21	Peak	Horizontal
3	5705.50	55.94	12.71	43.23	106.74	-56.80	353	21	Peak	Horizontal
4	5723.50	56.14	12.85	43.29	118.78	-62.64	353	21	Peak	Horizontal
5	5825.00	112.55	69.03	43.52	122.20	-9.65	353	21	Peak	Horizontal
6	5856.00	59.65	16.11	43.54	122.20	-62.55	353	21	Peak	Horizontal
7	5855.00	58.01	14.45	43.56	110.90	-52.79	353	21	Peak	Horizontal
8	5923.00	58.89	15.04	43.85	69.67	-10.78	353	21	Peak	Horizontal
9	5969.00	57.26	13.33	43.93	68.20	-10.94	353	21	Peak	Horizontal



TÜV Rheinland Taiwan Ltd.  
No. 438-18, Sec 2, Fenhiao, Linkou Dist., New Taipei City 244, Taiwan(R.O.C.)  
Tel: +886-2172-1000 Fax: +886-2172-1322



Peak	Freq	Level	Read Level	Limit	Over	APos	TPos	Remark	Pol/Phase	Note
	MHz	dBuV/m	dBuV	dB/m	dBuV/m	dB	cm	deg		
1	5520.50	58.04	14.97	43.07	68.20	-10.16	268	339	Peak	Vertical
2	5683.00	57.00	13.80	43.20	92.66	-35.66	268	339	Peak	Vertical
3	5720.00	57.09	13.78	43.31	110.80	-53.71	268	339	Peak	Vertical
4	5720.50	58.45	15.14	43.31	111.94	-53.49	268	339	Peak	Vertical
5	5825.00	118.45	74.78	43.67	122.20	-3.75	268	339	Peak	Vertical
6	5856.00	65.85	22.11	43.74	122.20	-56.35	268	339	Peak	Vertical
7	5855.00	62.02	18.27	43.75	110.00	-48.78	268	339	Peak	Vertical
8	5923.00	60.45	16.60	43.85	69.67	-9.22	268	339	Peak	Vertical
9	5926.00	59.27	15.42	43.85	68.20	-8.93	268	339	Peak	Vertical

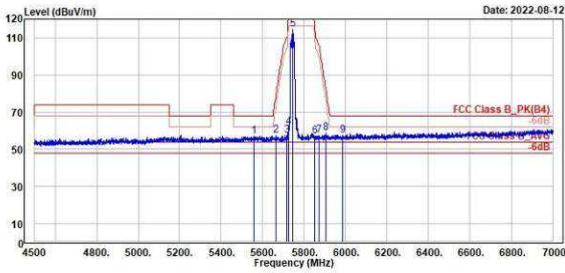
802.11ax HE20\_OFDM

CH 149 (Horizontal) Peak

CH 149 (Vertical) Peak



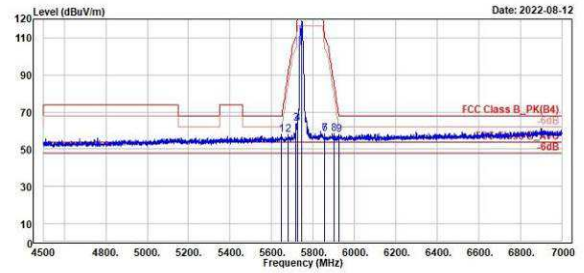
TÜV Rheinland Taiwan Ltd.  
No. 438-18, Sec 2, Fenhiao, Linkou Dist., New Taipei City 244, Taiwan(R.O.C.)  
Tel: +886-2172-1000 Fax: +886-2172-1322



Peak	Freq MHz	Level dBuV/m	Read Level Factor	Limit Line	Over Limit	APos	TPos	Remark	Pol/Phase	Note
	MHz	dBuV/m	dBuV	dB/m	dBuV/m	dB	cm	deg		
1	5558.50	57.11	13.81	43.30	68.20	-11.09	334	21 Peak	Horizontal	
2	5664.50	57.35	14.23	43.12	78.96	-21.61	334	21 Peak	Horizontal	
3	5718.00	57.71	14.44	43.27	110.24	-52.53	334	21 Peak	Horizontal	
4	5725.00	61.90	18.61	43.29	122.20	-60.30	334	21 Peak	Horizontal	
5	5745.00	114.64	71.30	43.34	122.20	-7.56	334	21 Peak	Horizontal	
6	5853.00	57.18	13.63	43.55	115.36	-58.18	334	21 Peak	Horizontal	
7	5873.00	57.35	13.70	43.65	105.76	-48.41	334	21 Peak	Horizontal	
8	5984.50	58.78	14.99	43.79	83.33	-24.55	334	21 Peak	Horizontal	
9	5988.50	57.69	13.74	43.95	68.20	-10.51	334	21 Peak	Horizontal	



TÜV Rheinland Taiwan Ltd.  
No. 438-18, Sec 2, Fenhiao, Linkou Dist., New Taipei City 244, Taiwan(R.O.C.)  
Tel: +886-2172-1000 Fax: +886-2172-1322



Peak	Freq MHz	Level dBuV/m	Read Level Factor	Limit Line	Over Limit	APos	TPos	Remark	Pol/Phase	Note
	MHz	dBuV/m	dBuV	dB/m	dBuV/m	dB	cm	deg		
1	5647.50	58.83	14.86	43.17	68.20	-10.17	276	360 Peak	Vertical	
2	5682.00	57.95	14.75	43.20	91.92	-33.97	276	360 Peak	Vertical	
3	5718.00	63.75	20.45	43.30	110.24	-46.49	276	360 Peak	Vertical	
4	5725.00	63.92	20.58	43.34	122.20	-58.28	276	360 Peak	Vertical	
5	5745.00	118.91	75.48	43.43	122.20	-3.29	276	360 Peak	Vertical	
6	5855.00	58.20	14.45	43.75	110.80	-52.60	276	360 Peak	Vertical	
7	5855.00	58.20	14.45	43.75	110.80	-52.60	276	360 Peak	Vertical	
8	5983.00	58.30	14.43	43.87	84.44	-26.14	276	360 Peak	Vertical	
9	5926.50	57.73	13.88	43.85	68.20	-10.47	276	360 Peak	Vertical	

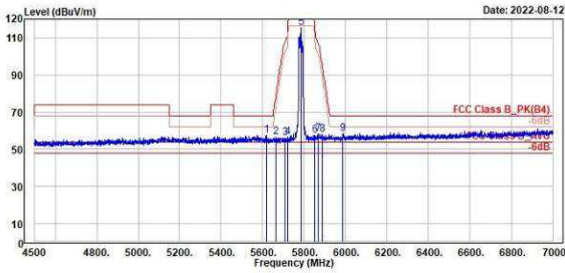
802.11ax HE20\_OFDM

CH 157 (Horizontal) Peak

CH 157 (Vertical) Peak



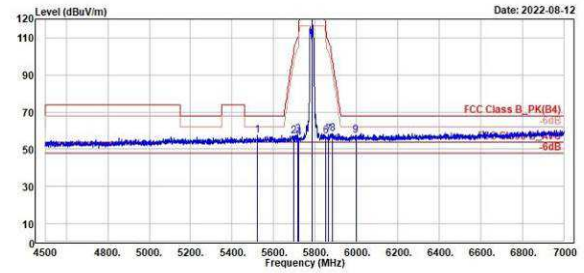
TÜV Rheinland Taiwan Ltd.  
No. 438-18, Sec 2, Fenhiao, Linkou Dist., New Taipei City 244, Taiwan(R.O.C.)  
Tel: +886-2172-1000 Fax: +886-2172-1322



Peak	Freq (MHz)	Level (dBuV/m)	Read Level (dBuV)	Factor	Limit (dBuV/m)	Over (dB)	APos (cm)	TPos (deg)	Remark	Pol/Phase	Note
1	5617.50	57.63	14.38	43.25	68.20	-10.57	318	21	Peak	Horizontal	
2	5662.50	56.63	13.52	43.11	77.48	-20.85	318	21	Peak	Horizontal	
3	5716.00	55.95	12.70	43.25	108.00	-52.05	318	21	Peak	Horizontal	
4	5721.50	56.47	13.20	43.27	114.22	-57.75	318	21	Peak	Horizontal	
5	5785.00	115.63	72.17	43.46	122.20	-6.57	318	21	Peak	Horizontal	
6	5852.50	57.30	13.75	43.55	116.50	-59.20	318	21	Peak	Horizontal	
7	5866.50	58.24	14.62	43.62	107.62	-48.78	318	21	Peak	Horizontal	
8	5889.00	57.94	14.21	43.73	94.81	-36.87	318	21	Peak	Horizontal	
9	5988.50	58.38	14.43	43.95	68.20	-9.82	318	21	Peak	Horizontal	



TÜV Rheinland Taiwan Ltd.  
No. 438-18, Sec 2, Fenhiao, Linkou Dist., New Taipei City 244, Taiwan(R.O.C.)  
Tel: +886-2172-1000 Fax: +886-2172-1322



Peak	Freq (MHz)	Level (dBuV/m)	Read Level (dBuV)	Factor	Limit (dBuV/m)	Over (dB)	APos (cm)	TPos (deg)	Remark	Pol/Phase	Note
1	5520.50	57.37	14.38	43.07	68.20	-10.83	281	360	Peak	Vertical	
2	5698.00	57.20	13.98	43.22	103.73	-46.53	281	360	Peak	Vertical	
3	5718.00	57.80	14.50	43.30	110.24	-52.44	281	360	Peak	Vertical	
4	5723.00	56.00	12.67	43.33	117.64	-61.64	281	360	Peak	Vertical	
5	5785.00	119.61	76.05	43.56	122.20	-2.59	281	360	Peak	Vertical	
6	5854.00	57.06	13.31	43.75	113.00	-56.02	281	360	Peak	Vertical	
7	5864.00	57.99	14.21	43.78	100.28	-50.29	281	360	Peak	Vertical	
8	5886.50	58.35	14.51	43.84	96.66	-38.31	281	360	Peak	Vertical	
9	5997.50	57.32	13.37	43.95	68.20	-10.88	281	360	Peak	Vertical	

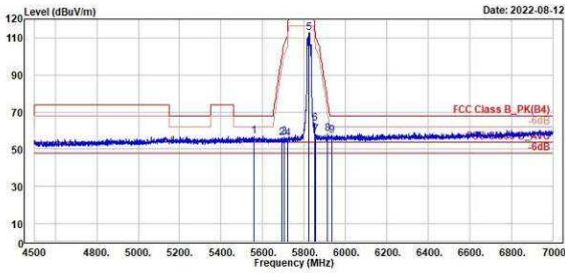
802.11ax HE20\_OFDM

CH 165 (Horizontal) Peak

CH 165 (Vertical) Peak



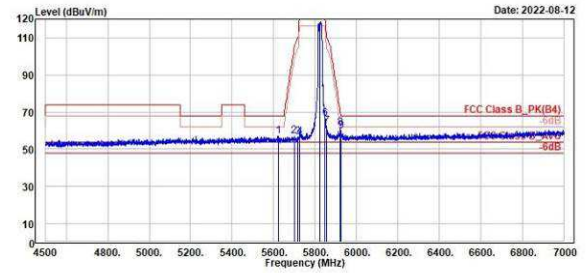
TÜV Rheinland Taiwan Ltd.  
No. 438-18, Sec 2, Fenhiao, Linkou Dist., New Taipei City 244, Taiwan(R.O.C.)  
Tel: +886-2172-1000 Fax: +886-2172-1322



1	2	3	4	5	6	7	8	9
Level	Read	Limit	Over	APos	TPos	Remark	Pol/Phase	Note
dBuV/m	Level Factor	Line	Limit	cm	deg			
56.88	13.58	43.30	68.20	-11.32	359	22 Peak	Horizontal	
56.29	13.10	43.19	98.56	-42.27	359	22 Peak	Horizontal	
56.77	13.54	43.23	186.32	-49.55	359	22 Peak	Horizontal	
55.81	12.54	43.27	110.80	-54.99	359	22 Peak	Horizontal	
112.72	69.20	43.52	122.20	-9.48	359	22 Peak	Horizontal	
64.07	20.53	43.54	119.92	-55.85	359	22 Peak	Horizontal	
57.06	14.30	43.56	119.52	-52.65	359	22 Peak	Horizontal	
58.52	14.70	43.82	75.94	-17.42	359	22 Peak	Horizontal	
57.57	13.69	43.88	68.20	-10.63	359	22 Peak	Horizontal	



TÜV Rheinland Taiwan Ltd.  
No. 438-18, Sec 2, Fenhiao, Linkou Dist., New Taipei City 244, Taiwan(R.O.C.)  
Tel: +886-2172-1000 Fax: +886-2172-1322



1	2	3	4	5	6	7	8	9
Level	Read	Limit	Over	APos	TPos	Remark	Pol/Phase	Note
dBuV/m	Level Factor	Line	Limit	cm	deg			
57.25	14.09	43.16	68.20	-10.95	264	1 Peak	Vertical	
57.24	14.02	43.22	104.46	-47.22	264	1 Peak	Vertical	
56.73	13.43	43.30	110.38	-53.65	264	1 Peak	Vertical	
56.66	13.32	43.34	122.20	-65.54	264	1 Peak	Vertical	
118.75	75.08	43.67	122.20	-3.45	264	1 Peak	Vertical	
66.76	23.02	43.74	122.20	-55.44	264	1 Peak	Vertical	
62.32	18.57	43.75	110.66	-48.34	264	1 Peak	Vertical	
61.74	17.89	43.85	69.31	-7.57	264	1 Peak	Vertical	
59.88	16.03	43.85	68.20	-8.32	264	1 Peak	Vertical	

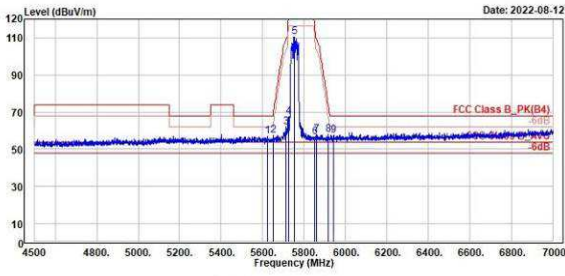
802.11ax HE40\_OFDM

CH 151 (Horizontal) Peak

CH 151 (Vertical) Peak



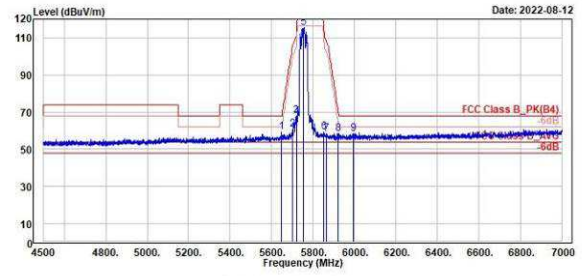
TÜV Rheinland Taiwan Ltd.  
No. 438-18, Sec 2, Fenhiao, Linkou Dist., New Taipei City 244, Taiwan(R.O.C.)  
Tel: +886-2172-1000 Fax: +886-2172-1322



Peak	Freq	Level	Read	Limit	Over	APos	TPos	Remark	Pol/Phase	Note
	MHz	dBuV/m	Level Factor	Line	Limit	cm	deg			
1	5632.50	56.98	13.76	43.22	68.20	-11.22	284	360 Peak	Horizontal	
2	5651.00	57.43	14.35	43.08	68.94	-11.51	284	360 Peak	Horizontal	
3	5712.50	62.11	18.86	43.25	188.70	-46.59	284	360 Peak	Horizontal	
4	5724.00	67.35	24.06	43.29	119.92	-52.57	284	360 Peak	Horizontal	
5	5755.00	110.59	67.22	43.37	122.20	-11.61	284	360 Peak	Horizontal	
6	5856.50	56.36	12.82	43.54	121.06	-64.70	284	360 Peak	Horizontal	
7	5852.00	57.07	14.27	43.60	180.84	-50.97	284	360 Peak	Horizontal	
8	5918.50	57.92	14.09	43.83	72.99	-15.07	284	360 Peak	Horizontal	
9	5944.00	57.63	13.73	43.90	68.20	-10.57	284	360 Peak	Horizontal	



TÜV Rheinland Taiwan Ltd.  
No. 438-18, Sec 2, Fenhiao, Linkou Dist., New Taipei City 244, Taiwan(R.O.C.)  
Tel: +886-2172-1000 Fax: +886-2172-1322



Peak	Freq	Level	Read	Limit	Over	APos	TPos	Remark	Pol/Phase	Note
	MHz	dBuV/m	Level Factor	Line	Limit	cm	deg			
1	5648.00	59.15	15.98	43.17	68.20	-9.05	261	4 Peak	Vertical	
2	5700.00	60.65	17.43	43.22	105.20	-44.55	261	4 Peak	Vertical	
3	5719.50	67.99	24.68	43.31	110.66	-42.67	261	4 Peak	Vertical	
4	5720.00	67.74	24.43	43.31	110.80	-43.06	261	4 Peak	Vertical	
5	5755.00	115.65	72.18	43.47	122.20	-6.55	261	4 Peak	Vertical	
6	5852.00	59.10	15.36	43.74	117.64	-58.54	261	4 Peak	Vertical	
7	5866.50	58.49	14.71	43.78	107.58	-49.09	261	4 Peak	Vertical	
8	5923.50	58.49	14.64	43.85	69.31	-10.82	261	4 Peak	Vertical	
9	5996.50	58.38	14.43	43.95	68.20	-9.82	261	4 Peak	Vertical	

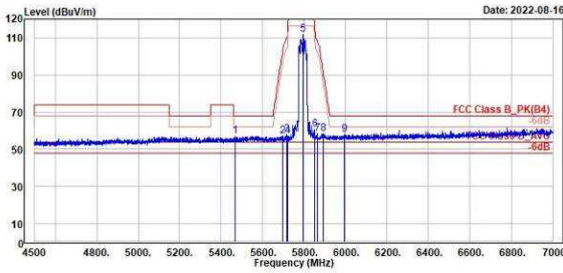
802.11ax HE40\_OFDM

CH 159 (Horizontal) Peak

CH 159 (Vertical) Peak



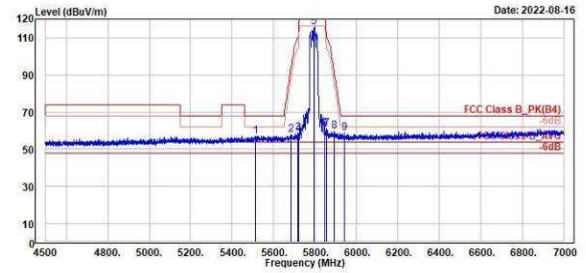
TÜV Rheinland Taiwan Ltd.  
No. 438-18, Sec 2, Fenhiao, Linkou Dist., New Taipei City 244, Taiwan(R.O.C.)  
Tel: +886-2172-1000 Fax: +886-2172-1322



Peak	Freq (MHz)	Level (dBuV/m)	Read Level (dBuV)	Level Factor (dB/m)	Limit (dBuV/m)	Over Limit (dB)	APos (cm)	TPos (deg)	Remark	Pol/Phase	Note
1	5469.50	57.06	13.95	43.11	68.20	-11.14	343	16	Peak	Horizontal	
2	5695.50	57.19	13.98	43.20	101.88	-44.70	343	16	Peak	Horizontal	
3	5719.00	57.88	14.61	43.27	110.52	-52.64	343	16	Peak	Horizontal	
4	5722.50	56.86	13.58	43.28	116.50	-59.64	343	16	Peak	Horizontal	
5	5795.00	111.58	68.10	43.48	122.20	-10.62	343	16	Peak	Horizontal	
6	5851.50	60.58	17.03	43.55	118.78	-58.20	343	16	Peak	Horizontal	
7	5864.50	58.17	14.56	43.61	189.14	-49.97	343	16	Peak	Horizontal	
8	5893.00	58.46	14.72	43.74	91.84	-33.38	343	16	Peak	Horizontal	
9	5997.00	57.91	13.95	43.96	68.20	-10.29	343	16	Peak	Horizontal	



TÜV Rheinland Taiwan Ltd.  
No. 438-18, Sec 2, Fenhiao, Linkou Dist., New Taipei City 244, Taiwan(R.O.C.)  
Tel: +886-2172-1000 Fax: +886-2172-1322



Peak	Freq (MHz)	Level (dBuV/m)	Read Level (dBuV)	Level Factor (dB/m)	Limit (dBuV/m)	Over Limit (dB)	APos (cm)	TPos (deg)	Remark	Pol/Phase	Note
1	5513.50	57.24	14.17	43.07	68.20	-10.96	277	360	Peak	Vertical	
2	5684.50	57.83	14.63	43.20	93.76	-35.93	277	360	Peak	Vertical	
3	5718.00	58.92	15.62	43.30	110.24	-51.32	277	360	Peak	Vertical	
4	5723.00	58.46	15.13	43.33	117.64	-59.18	277	360	Peak	Vertical	
5	5795.00	116.09	72.51	43.58	122.20	-6.11	277	360	Peak	Vertical	
6	5850.00	60.58	16.84	43.74	122.20	-61.62	277	360	Peak	Vertical	
7	5857.00	61.32	17.57	43.75	110.24	-48.92	277	360	Peak	Vertical	
8	5892.50	59.57	15.71	43.86	92.21	-32.64	277	360	Peak	Vertical	
9	5943.00	58.70	14.88	43.82	68.20	-9.50	277	360	Peak	Vertical	

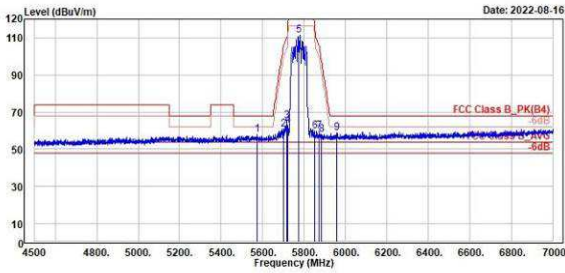
802.11ax HE80\_OFDM

CH 155 (Horizontal) Peak

CH 155 (Vertical) Peak



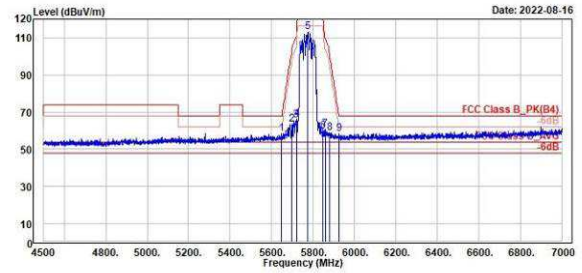
TÜV Rheinland Taiwan Ltd.  
No. 438-18, Sec 2, Fenhiao, Linkou Dist., New Taipei City 244, Taiwan(R.O.C.)  
Tel: +886-2172-1000 Fax: +886-2172-1322



Peak	Freq	Level	Read	Limit	Over	APos	TPos	Remark	Pol/Phase	Note
	MHz	dBuV/m	dBuV	dB/m	dBuV/m	dB	cm	deg		
1	5574.00	57.84	14.53	43.31	68.20	-10.36	287	345	Peak	Horizontal
2	5699.50	69.87	17.65	43.22	104.83	-43.96	287	345	Peak	Horizontal
3	5717.50	65.20	21.93	43.27	110.10	-44.90	287	345	Peak	Horizontal
4	5721.50	62.91	19.64	43.27	114.22	-51.31	287	345	Peak	Horizontal
5	5775.00	111.55	68.12	43.43	122.20	-10.65	287	345	Peak	Horizontal
6	5851.50	59.74	16.19	43.55	118.78	-59.04	287	345	Peak	Horizontal
7	5874.00	59.70	16.04	43.66	105.48	-45.78	287	345	Peak	Horizontal
8	5884.00	57.94	14.23	43.71	98.52	-40.58	287	345	Peak	Horizontal
9	5957.50	58.66	14.73	43.93	68.20	-9.54	287	345	Peak	Horizontal



TÜV Rheinland Taiwan Ltd.  
No. 438-18, Sec 2, Fenhiao, Linkou Dist., New Taipei City 244, Taiwan(R.O.C.)  
Tel: +886-2172-1000 Fax: +886-2172-1322



Peak	Freq	Level	Read	Limit	Over	APos	TPos	Remark	Pol/Phase	Note
	MHz	dBuV/m	dBuV	dB/m	dBuV/m	dB	cm	deg		
1	5646.50	58.48	15.31	43.17	68.20	-9.72	266	2	Peak	Vertical
2	5699.00	63.46	20.24	43.22	103.73	-40.27	266	2	Peak	Vertical
3	5719.50	65.57	22.26	43.31	110.66	-45.09	266	2	Peak	Vertical
4	5720.50	66.24	22.93	43.31	111.94	-45.70	266	2	Peak	Vertical
5	5775.00	113.25	69.72	43.53	122.20	-8.95	266	2	Peak	Vertical
6	5856.00	59.81	16.87	43.74	122.20	-62.39	266	2	Peak	Vertical
7	5858.50	60.73	16.96	43.77	109.82	-49.09	266	2	Peak	Vertical
8	5880.00	59.04	15.22	43.82	101.49	-42.45	266	2	Peak	Vertical
9	5927.00	58.21	14.36	43.85	68.20	-9.99	266	2	Peak	Vertical



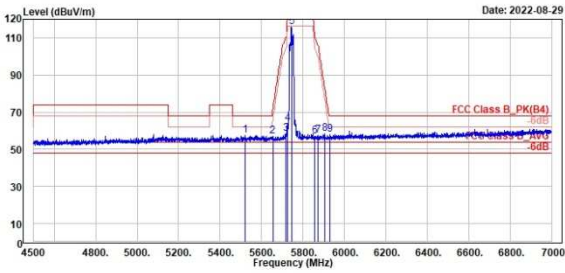
802.11ax HE20\_OFDMA

CH 149 (Horizontal) Peak

CH 149 (Vertical) Peak



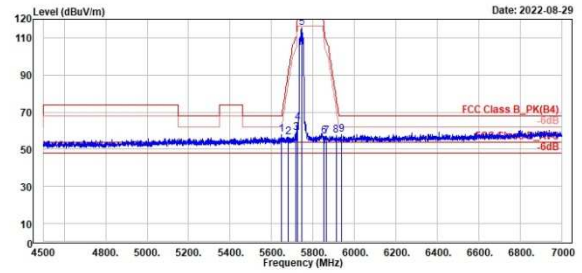
TUV Rheinland Taiwan Ltd.  
No. 458-18, Sec 2, Fenfiao, Linkou Dist., New Taipei City 244, Taiwan(R.O.C.)  
Tel: +886-2172-1000 Fax: +886-2172-1322



Peak	Freq (MHz)	Level (dBuV/m)	Read Level (dBuV)	Factor (dB/m)	Limit Line (dBuV/m)	Over Limit (dB)	APos (cm)	TPos (deg)	Remark	Pol/Phase	Note
1	5520.50	57.49	14.22	43.27	68.20	-10.71	290	356	Peak	Horizontal	
2	5654.00	57.85	13.96	43.89	71.17	-14.12	290	356	Peak	Horizontal	
3	5717.00	58.55	15.29	43.26	109.96	-51.41	290	356	Peak	Horizontal	
4	5724.00	63.68	20.39	43.29	119.92	-56.24	290	356	Peak	Horizontal	
5	5745.00	116.00	72.66	43.34	122.20	-6.20	290	356	Peak	Horizontal	
6	5855.00	57.23	13.67	43.56	110.00	-53.57	290	356	Peak	Horizontal	
7	5873.00	57.39	13.74	43.65	105.76	-48.37	290	356	Peak	Horizontal	
8	5906.50	58.42	14.63	43.79	81.85	-23.43	290	356	Peak	Horizontal	
9	5928.50	57.98	14.12	43.86	68.20	-10.22	290	356	Peak	Horizontal	



TUV Rheinland Taiwan Ltd.  
No. 458-18, Sec 2, Fenfiao, Linkou Dist., New Taipei City 244, Taiwan(R.O.C.)  
Tel: +886-2172-1000 Fax: +886-2172-1322



Peak	Freq (MHz)	Level (dBuV/m)	Read Level (dBuV)	Factor (dB/m)	Limit Line (dBuV/m)	Over Limit (dB)	APos (cm)	TPos (deg)	Remark	Pol/Phase	Note
1	5649.50	57.86	14.68	43.18	68.20	-10.34	100	359	Peak	Vertical	
2	5680.00	56.67	13.47	43.20	90.44	-33.77	100	359	Peak	Vertical	
3	5717.50	58.89	15.59	43.30	110.10	-51.21	100	359	Peak	Vertical	
4	5725.00	64.18	20.84	43.34	122.20	-58.02	100	359	Peak	Vertical	
5	5745.00	115.38	71.95	43.43	122.20	-6.82	100	359	Peak	Vertical	
6	5856.50	57.15	13.41	43.74	121.06	-63.91	100	359	Peak	Vertical	
7	5865.50	56.82	13.04	43.78	107.06	-51.04	100	359	Peak	Vertical	
8	5911.50	57.33	13.46	43.87	78.16	-20.83	100	359	Peak	Vertical	
9	5930.00	58.08	14.25	43.83	68.20	-10.12	100	359	Peak	Vertical	

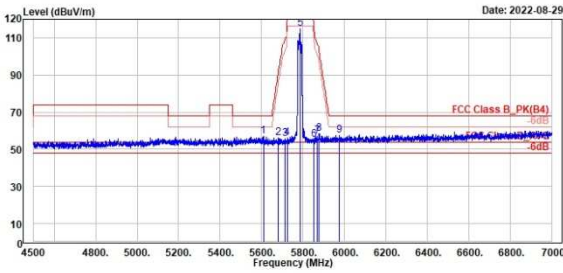
802.11ax HE20\_OFDMA

CH 157 (Horizontal) Peak

CH 157 (Vertical) Peak



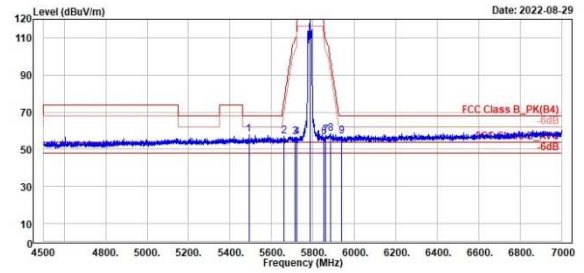
TÜV Rheinland Taiwan Ltd.  
No. 458-18, Sec 2, Fenliao, Linkou Dist., New Taipei City 244, Taiwan(R.O.C.)  
Tel: +886-2172-1000 Fax: +886-2172-1322



Peak	Freq MHz	Level dBuV/m	Read Level dBuV	Factor dB	Limit Line dBuV/m	Over Limit dB	APos cm	TPos deg	Remark	Pol/Phase	Note
1	5699.00	56.97	13.68	43.29	68.20	-11.23	318	16	Peak	Horizontal	
2	5679.00	55.98	12.82	43.16	89.70	-33.72	318	16	Peak	Horizontal	
3	5712.50	55.80	12.55	43.25	108.70	-52.90	318	16	Peak	Horizontal	
4	5723.50	56.33	13.04	43.29	118.78	-62.45	318	16	Peak	Horizontal	
5	5785.00	114.90	71.44	43.46	122.20	-7.30	318	16	Peak	Horizontal	
6	5850.50	55.38	11.84	43.54	121.06	-65.68	318	16	Peak	Horizontal	
7	5867.50	57.25	13.63	43.62	107.30	-50.05	318	16	Peak	Horizontal	
8	5878.50	58.49	14.82	43.67	102.60	-44.11	318	16	Peak	Horizontal	
9	5975.50	57.65	13.71	43.94	68.20	-10.55	318	16	Peak	Horizontal	



TÜV Rheinland Taiwan Ltd.  
No. 458-18, Sec 2, Fenliao, Linkou Dist., New Taipei City 244, Taiwan(R.O.C.)  
Tel: +886-2172-1000 Fax: +886-2172-1322



Peak	Freq MHz	Level dBuV/m	Read Level dBuV	Factor dB	Limit Line dBuV/m	Over Limit dB	APos cm	TPos deg	Remark	Pol/Phase	Note
1	5498.50	57.73	14.68	43.05	68.20	-10.47	262	326	Peak	Vertical	
2	5660.00	56.81	13.63	43.18	75.63	-18.82	262	326	Peak	Vertical	
3	5712.00	56.43	13.15	43.28	108.56	-52.13	262	326	Peak	Vertical	
4	5722.00	56.43	13.11	43.32	115.36	-58.93	262	326	Peak	Vertical	
5	5785.00	119.61	76.05	43.56	122.20	-2.59	262	326	Peak	Vertical	
6	5853.00	56.77	13.82	43.75	115.36	-58.59	262	326	Peak	Vertical	
7	5860.00	57.60	13.83	43.77	109.40	-51.80	262	326	Peak	Vertical	
8	5884.00	58.23	14.39	43.84	98.52	-40.29	262	326	Peak	Vertical	
9	5936.50	57.06	13.22	43.84	68.20	-11.14	262	326	Peak	Vertical	

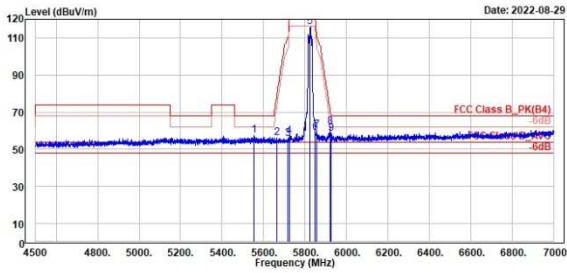
802.11ax HE20\_OFDMA

CH 165 (Horizontal) Peak

CH 165 (Vertical) Peak



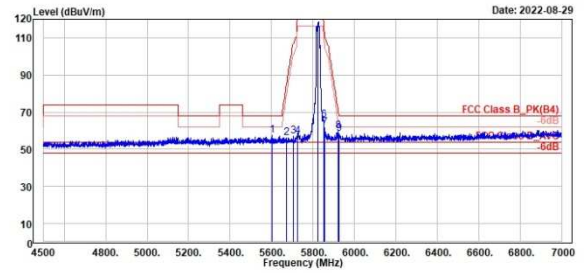
TÜV Rheinland Taiwan Ltd.  
No. 438-18, Sec 2, Fenfiao, Linkou Dist., New Taipei City 244, Taiwan(R.O.C.)  
Tel: +886-2172-1000 Fax: +886-2172-1322



Peak	Freq MHz	Level dBuV/m	Read Level Factor	Limit Line	Over Limit	APos cm	TPos deg	Remark	Pol/Phase	Note
1	5555.50	57.30	14.00	43.30	68.20	-10.00	200	160 Peak	Horizontal	
2	5654.00	55.98	12.86	43.12	79.59	-22.61	200	160 Peak	Horizontal	
3	5719.00	55.55	12.28	43.27	110.52	-54.97	200	160 Peak	Horizontal	
4	5723.50	56.83	13.54	43.29	118.78	-61.95	200	160 Peak	Horizontal	
5	5825.00	116.03	72.51	43.52	122.20	-6.17	200	160 Peak	Horizontal	
6	5856.00	58.94	15.40	43.54	122.20	-63.26	200	160 Peak	Horizontal	
7	5856.00	69.44	16.88	43.56	119.52	-50.08	200	160 Peak	Horizontal	
8	5923.00	62.24	18.39	43.85	69.67	-7.43	200	160 Peak	Horizontal	
9	5925.50	58.57	14.72	43.85	68.20	-9.63	200	160 Peak	Horizontal	



TÜV Rheinland Taiwan Ltd.  
No. 438-18, Sec 2, Fenfiao, Linkou Dist., New Taipei City 244, Taiwan(R.O.C.)  
Tel: +886-2172-1000 Fax: +886-2172-1322



Peak	Freq MHz	Level dBuV/m	Read Level Factor	Limit Line	Over Limit	APos cm	TPos deg	Remark	Pol/Phase	Note
1	5603.00	57.48	14.26	43.14	68.20	-10.00	264	359 Peak	Vertical	
2	5672.50	56.24	13.05	43.19	84.89	-28.65	264	359 Peak	Vertical	
3	5704.50	57.17	13.93	43.24	106.46	-49.29	264	359 Peak	Vertical	
4	5725.00	57.19	13.85	43.34	122.20	-65.01	264	359 Peak	Vertical	
5	5825.00	118.65	74.98	43.67	122.20	-3.55	264	359 Peak	Vertical	
6	5856.00	65.59	21.85	43.74	121.06	-55.47	264	359 Peak	Vertical	
7	5855.50	61.63	17.88	43.75	119.66	-49.03	264	359 Peak	Vertical	
8	5922.00	59.97	16.11	43.86	70.41	-10.44	264	359 Peak	Vertical	
9	5925.00	58.60	14.75	43.85	68.20	-9.60	264	359 Peak	Vertical	

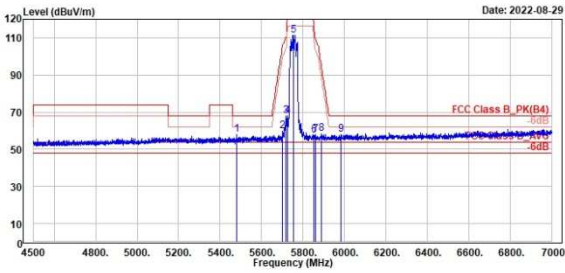
802.11ax HE40\_OFDMA

CH 151 (Horizontal) Peak

CH 151 (Vertical) Peak



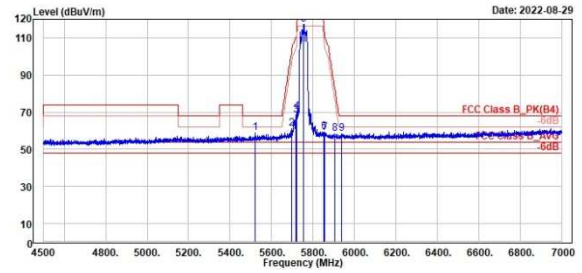
TÜV Rheinland Taiwan Ltd.  
No. 458-18, Sec 2, Fenfiao, Linkou Dist., New Taipei City 244, Taiwan(R.O.C.)  
Tel: +886-2172-1000 Fax: +886-2172-1322



Peak	Freq MHz	Level dBuV/m	Read Level Factor	Limit Line	Over Limit	APos cm	TPos deg	Remark	Pol/Phase	Note
1	5488.00	57.81	14.65	43.16	68.20	-10.39	267	355 Peak	Horizontal	
2	5700.00	59.70	15.48	43.22	105.20	-45.50	267	355 Peak	Horizontal	
3	5718.50	67.76	24.49	43.27	110.38	-42.62	267	355 Peak	Horizontal	
4	5724.00	67.81	24.52	43.29	119.92	-52.11	267	355 Peak	Horizontal	
5	5755.00	111.27	67.90	43.37	122.20	-10.93	267	355 Peak	Horizontal	
6	5853.00	57.35	13.00	43.55	115.36	-58.01	267	355 Peak	Horizontal	
7	5859.50	58.10	14.51	43.59	109.54	-51.44	267	355 Peak	Horizontal	
8	5889.00	58.32	14.59	43.73	94.81	-36.49	267	355 Peak	Horizontal	
9	5985.00	57.73	13.78	43.95	68.20	-10.47	267	355 Peak	Horizontal	



TÜV Rheinland Taiwan Ltd.  
No. 458-18, Sec 2, Fenfiao, Linkou Dist., New Taipei City 244, Taiwan(R.O.C.)  
Tel: +886-2172-1000 Fax: +886-2172-1322



Peak	Freq MHz	Level dBuV/m	Read Level Factor	Limit Line	Over Limit	APos cm	TPos deg	Remark	Pol/Phase	Note
1	5520.00	58.09	15.92	43.07	68.20	-9.21	274	344 Peak	Vertical	
2	5698.00	60.98	17.76	43.22	103.73	-42.75	274	344 Peak	Vertical	
3	5717.50	68.28	24.98	43.30	110.10	-41.82	274	344 Peak	Vertical	
4	5721.50	70.07	26.75	43.32	114.22	-44.15	274	344 Peak	Vertical	
5	5755.00	117.21	73.74	43.47	122.20	-4.99	274	344 Peak	Vertical	
6	5853.50	59.09	15.34	43.75	114.22	-55.13	274	344 Peak	Vertical	
7	5857.00	59.00	15.25	43.75	110.24	-51.24	274	344 Peak	Vertical	
8	5904.00	58.52	14.65	43.87	83.70	-25.18	274	344 Peak	Vertical	
9	5937.00	58.32	14.48	43.84	68.20	-9.88	274	344 Peak	Vertical	

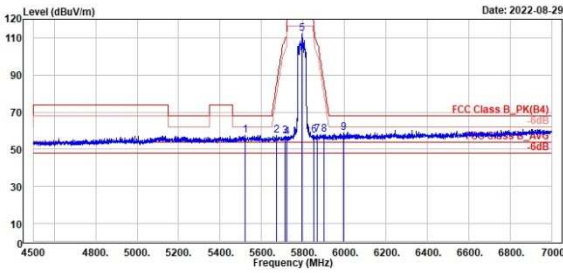
802.11ax HE40\_OFDMA

CH 159 (Horizontal) Peak

CH 159 (Vertical) Peak



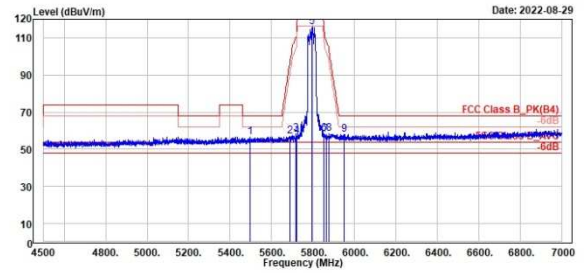
TÜV Rheinland Taiwan Ltd.  
No. 438-18, Sec 2, Fenliao, Linkou Dist., New Taipei City 244, Taiwan(R.O.C.)  
Tel: +886-2172-1000 Fax: +886-2172-1322



	Read	Limit	Over	APos	TPos	Remark	Pol/Phase	Note	
1	Level	Line	Limit	cm	deg				
Freq	Level	Factor	dB/m	dB					
MHz	dBuV/m	dBuV	dB/m	dBuV/m	dB	cm	deg		
1	5520.00	57.63	14.36	43.27	68.20	-10.57	362	12 Peak	Horizontal
2	5673.00	57.40	14.25	43.15	85.26	-27.86	362	12 Peak	Horizontal
3	5713.50	56.97	13.71	43.26	108.98	-52.01	362	12 Peak	Horizontal
4	5723.00	56.35	13.06	43.29	117.64	-61.29	362	12 Peak	Horizontal
5	5795.00	112.09	68.61	43.48	122.20	-10.11	362	12 Peak	Horizontal
6	5851.00	57.26	13.72	43.54	119.92	-62.66	362	12 Peak	Horizontal
7	5869.50	58.19	14.47	43.63	106.74	-48.64	362	12 Peak	Horizontal
8	5903.00	58.04	14.25	43.79	84.44	-26.40	362	12 Peak	Horizontal
9	5994.00	59.06	15.10	43.96	68.20	-9.14	362	12 Peak	Horizontal



TÜV Rheinland Taiwan Ltd.  
No. 438-18, Sec 2, Fenliao, Linkou Dist., New Taipei City 244, Taiwan(R.O.C.)  
Tel: +886-2172-1000 Fax: +886-2172-1322



	Read	Limit	Over	APos	TPos	Remark	Pol/Phase	Note	
1	Level	Line	Limit	cm	deg				
Freq	Level	Factor	dB/m	dB					
MHz	dBuV/m	dBuV	dB/m	dBuV/m	dB	cm	deg		
1	5498.00	56.78	13.73	43.05	68.20	-11.42	284	347 Peak	Vertical
2	5687.50	57.15	13.94	43.21	95.98	-38.83	284	347 Peak	Vertical
3	5718.50	58.40	15.10	43.30	110.38	-51.98	284	347 Peak	Vertical
4	5721.00	57.07	13.76	43.31	113.08	-56.01	284	347 Peak	Vertical
5	5795.00	115.83	72.25	43.58	122.20	-6.37	284	347 Peak	Vertical
6	5851.50	58.47	14.73	43.74	118.78	-60.31	284	347 Peak	Vertical
7	5862.50	57.97	14.28	43.77	108.78	-50.73	284	347 Peak	Vertical
8	5877.50	58.28	14.47	43.81	103.34	-45.06	284	347 Peak	Vertical
9	5948.50	57.99	14.17	43.82	68.20	-10.21	284	347 Peak	Vertical

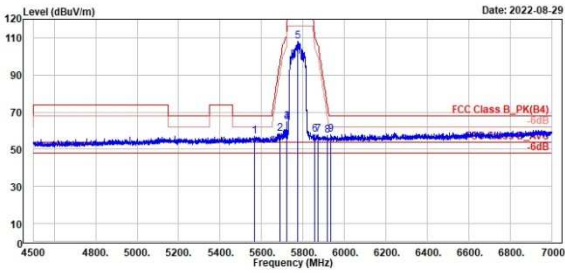
802.11ax HE80\_OFDMA

CH 155 (Horizontal) Peak

CH 155 (Vertical) Peak



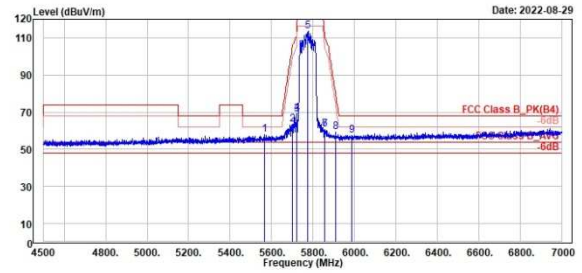
TÜV Rheinland Taiwan Ltd.  
No. 458-18, Sec 2, Fenfiao, Linkou Dist., New Taipei City 244, Taiwan(R.O.C.)  
Tel: +886-2172-1000 Fax: +886-2172-1322



Peak	Freq MHz	Level dBuV/m	Read Level dBuV	Factor	Limit Line dB/m	Over Limit dB	APos cm	TPos deg	Remark	Pol/Phase	Note
1	5568.00	57.04	13.73	43.31	68.20	-11.16	334	18	Peak	Horizontal	
2	5690.50	58.40	15.21	43.19	98.20	-39.80	334	18	Peak	Horizontal	
3	5720.00	64.94	21.67	43.27	110.80	-45.86	334	18	Peak	Horizontal	
4	5720.50	64.94	21.67	43.27	111.94	-47.00	334	18	Peak	Horizontal	
5	5775.00	107.96	64.53	43.43	122.20	-14.24	334	18	Peak	Horizontal	
6	5855.00	57.78	14.22	43.56	110.80	-53.02	334	18	Peak	Horizontal	
7	5872.50	57.95	14.30	43.65	105.90	-47.95	334	18	Peak	Horizontal	
8	5918.50	57.29	13.46	43.83	72.99	-15.70	334	18	Peak	Horizontal	
9	5933.50	58.14	14.26	43.88	68.20	-10.06	334	18	Peak	Horizontal	



TÜV Rheinland Taiwan Ltd.  
No. 458-18, Sec 2, Fenfiao, Linkou Dist., New Taipei City 244, Taiwan(R.O.C.)  
Tel: +886-2172-1000 Fax: +886-2172-1322



Peak	Freq MHz	Level dBuV/m	Read Level dBuV	Factor	Limit Line dB/m	Over Limit dB	APos cm	TPos deg	Remark	Pol/Phase	Note
1	5568.00	57.79	14.68	43.11	68.20	-10.41	282	355	Peak	Vertical	
2	5690.50	63.47	20.25	43.22	104.83	-41.36	282	355	Peak	Vertical	
3	5720.00	69.06	25.75	43.31	110.80	-41.74	282	355	Peak	Vertical	
4	5720.50	69.21	25.90	43.31	111.94	-42.73	282	355	Peak	Vertical	
5	5775.00	113.47	69.94	43.53	122.20	-8.73	282	355	Peak	Vertical	
6	5855.00	60.63	16.88	43.75	110.80	-50.17	282	355	Peak	Vertical	
7	5855.00	60.63	16.88	43.75	110.80	-50.17	282	355	Peak	Vertical	
8	5918.50	59.11	15.24	43.87	79.27	-20.16	282	355	Peak	Vertical	
9	5989.00	57.63	13.70	43.93	68.20	-10.57	282	355	Peak	Vertical	

Spurious Emissions, Tx Mode, 1GHz ~ 40GHz

U-NII-1

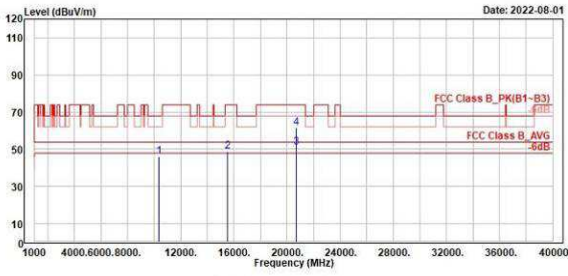
802.11a

CH 36 (Horizontal)

CH 36 (Vertical)



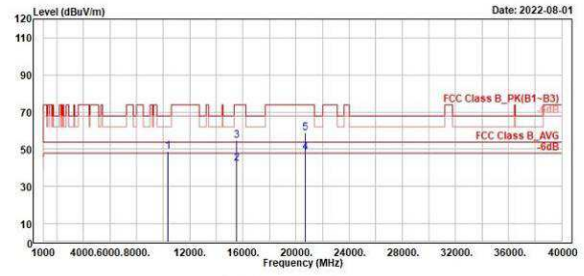
TÜV Rheinland Taiwan Ltd.  
No. 438-18, Sec 2, Fenhiao, Linkou Dist., New Taipei City 244, Taiwan(R.O.C.)  
Tel: +886-2172-1000 Fax: +886-2172-1322



Peak	Freq	Level	Read	Limit	Over	APos	TPos	Remark	Pol/Phase	Note
	MHz	dBuV/m	dBuV	dB/m	dBuV/m	dB	cm	deg		
1	18360.00	45.98	48.55	-2.57	68.20	-22.22	300	334	Peak	Horizontal
2	15540.00	48.62	43.36	5.26	74.00	-25.38	200	124	Peak	Horizontal
3	20720.00	51.12	49.50	1.62	54.00	-2.88	100	119	Average	Horizontal
4	20720.00	61.60	59.98	1.62	74.00	-12.40	100	119	Peak	Horizontal



TÜV Rheinland Taiwan Ltd.  
No. 438-18, Sec 2, Fenhiao, Linkou Dist., New Taipei City 244, Taiwan(R.O.C.)  
Tel: +886-2172-1000 Fax: +886-2172-1322



Peak	Freq	Level	Read	Limit	Over	APos	TPos	Remark	Pol/Phase	Note
	MHz	dBuV/m	dBuV	dB/m	dBuV/m	dB	cm	deg		
1	18360.00	48.87	51.50	-2.63	68.20	-19.33	200	222	Peak	Vertical
2	15540.00	42.46	37.18	5.28	54.00	-11.54	100	161	Average	Vertical
3	15540.00	54.64	49.36	5.28	74.00	-19.36	100	161	Peak	Vertical
4	20720.00	48.30	46.68	1.62	54.00	-5.70	100	116	Average	Vertical
5	20720.00	58.84	57.22	1.62	74.00	-15.16	100	116	Peak	Vertical

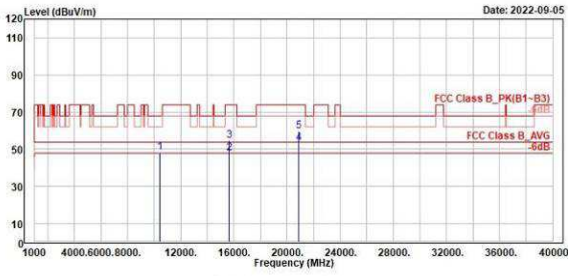
802.11a

CH 40 (Horizontal)

CH 40 (Vertical)



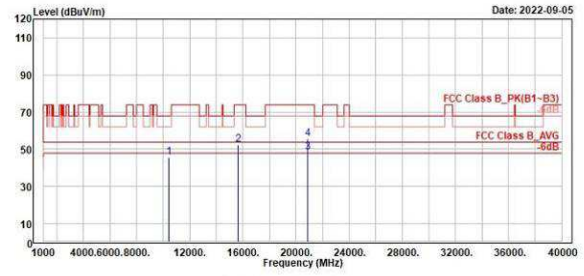
TUV Rheinland Taiwan Ltd.  
No. 438-18, Sec 2, Fenhiao, Linkou Dist., New Taipei City 244, Taiwan(R.O.C.)  
Tel: +886-2172-1000 Fax: +886-2172-1322



Item	Freq MHz	Level dBuV/m	Read Level Factor	Limit Line	Over Limit	APos	TPos	Remark	Pol/Phase	Note
	MHz	dBuV/m	dBuV	dB/m	dBuV/m	dB	cm	deg		
1	18436.00	48.58	51.00	-2.42	68.20	-19.62	100	204 Peak	Horizontal	
2	15660.00	47.96	42.45	5.51	54.00	-6.04	100	104 Average	Horizontal	
3	15660.00	54.71	49.20	5.51	74.00	-19.29	100	104 Peak	Horizontal	
4	20880.00	53.27	51.29	1.98	54.00	-0.73	233	127 Average	Horizontal	
5	20880.00	59.73	57.75	1.98	74.00	-14.27	233	127 Peak	Horizontal	



TUV Rheinland Taiwan Ltd.  
No. 438-18, Sec 2, Fenhiao, Linkou Dist., New Taipei City 244, Taiwan(R.O.C.)  
Tel: +886-2172-1000 Fax: +886-2172-1322



Item	Freq MHz	Level dBuV/m	Read Level Factor	Limit Line	Over Limit	APos	TPos	Remark	Pol/Phase	Note
	MHz	dBuV/m	dBuV	dB/m	dBuV/m	dB	cm	deg		
1	18440.00	45.82	48.29	-2.47	68.20	-22.38	300	330 Peak	Vertical	
2	15660.00	52.39	46.80	5.59	74.00	-21.61	400	339 Peak	Vertical	
3	20880.00	48.15	46.17	1.98	54.00	-5.85	102	3 Average	Vertical	
4	20880.00	55.56	53.58	1.98	74.00	-18.44	102	3 Peak	Vertical	



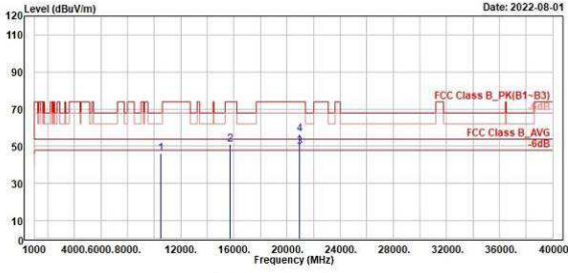
802.11a

CH 48 (Horizontal)

CH 48 (Vertical)



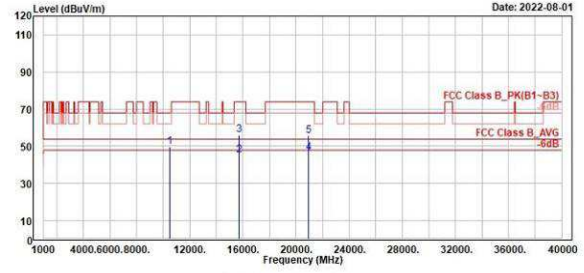
TÜV Rheinland Taiwan Ltd.  
No. 438-18, Sec. 2, Fenhiao, Linkou Dist., New Taipei City 244, Taiwan(R.O.C.)  
Tel: +886-2172-1000 Fax: +886-2172-1322



Read	Limit	Over	APos	TPos	Remark	Pol/Phase	Note
Level	Line	Limit					
Factor							
dBuV	dBuV/m	dB	cm	deg			
46.22	54.60	-2.38	68.20	-21.98	300	326 Peak	Horizontal
45.20	54.60	-2.38	68.20	-21.98	300	208 Peak	Horizontal
47.58	54.60	-4.25	68.20	-21.98	100	60 Average	Horizontal
56.63	54.60	2.17	74.00	-17.37	100	60 Peak	Horizontal



TÜV Rheinland Taiwan Ltd.  
No. 438-18, Sec. 2, Fenhiao, Linkou Dist., New Taipei City 244, Taiwan(R.O.C.)  
Tel: +886-2172-1000 Fax: +886-2172-1322



Read	Limit	Over	APos	TPos	Remark	Pol/Phase	Note
Level	Line	Limit					
Factor							
dBuV	dBuV/m	dB	cm	deg			
49.87	52.27	-2.40	68.20	-18.33	100	52 Peak	Vertical
45.16	52.27	-7.11	68.20	-18.33	200	157 Average	Vertical
56.01	52.27	3.74	68.20	-18.33	200	157 Peak	Vertical
46.61	52.27	-5.66	68.20	-18.33	100	181 Average	Vertical
55.82	52.27	3.55	68.20	-18.33	100	181 Peak	Vertical

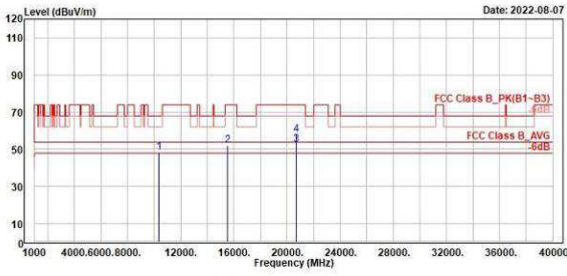
802.11ax HE20\_OFDM

CH 36 (Horizontal)

CH 36 (Vertical)



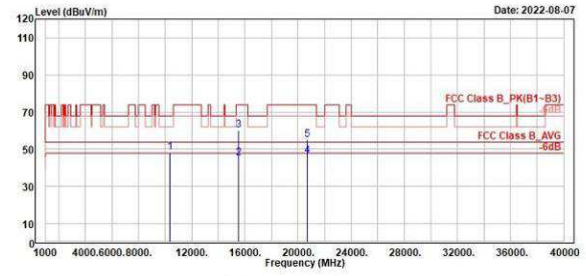
TUV Rheinland Taiwan Ltd.  
No. 438-18, Sec 2, Fenhiao, Linkou Dist., New Taipei City 244, Taiwan(R.O.C.)  
Tel: +886-2172-1000 Fax: +886-2172-1322



Freq	Level	Read	Limit	Over	APos	TPos	Remark	Pol/Phase	Note
MHz	dBuV/m	dBuV	dB/m	dBuV/m	dB	cm	deg		
1	18360.00	48.42	58.99	-2.57	68.20	-19.78	280	45 Peak	Horizontal
2	15540.00	52.19	46.93	5.26	74.00	-21.81	100	66 Peak	Horizontal
3	20720.00	52.34	50.72	1.62	54.00	-1.66	100	127 Average	Horizontal
4	20720.00	57.96	56.34	1.62	74.00	-16.04	100	127 Peak	Horizontal



TUV Rheinland Taiwan Ltd.  
No. 438-18, Sec 2, Fenhiao, Linkou Dist., New Taipei City 244, Taiwan(R.O.C.)  
Tel: +886-2172-1000 Fax: +886-2172-1322



Freq	Level	Read	Limit	Over	APos	TPos	Remark	Pol/Phase	Note
MHz	dBuV/m	dBuV	dB/m	dBuV/m	dB	cm	deg		
1	18360.00	48.34	58.97	-2.63	68.20	-19.86	322	368 Peak	Vertical
2	15540.00	45.36	48.88	5.28	54.00	-8.64	400	358 Average	Vertical
3	15540.00	60.15	54.87	5.28	74.00	-13.85	400	358 Peak	Vertical
4	20720.00	46.52	44.90	1.62	54.00	-7.48	100	241 Average	Vertical
5	20720.00	55.24	53.62	1.62	74.00	-18.76	100	241 Peak	Vertical

802.11ax HE20\_OFDM

CH 40 (Horizontal)

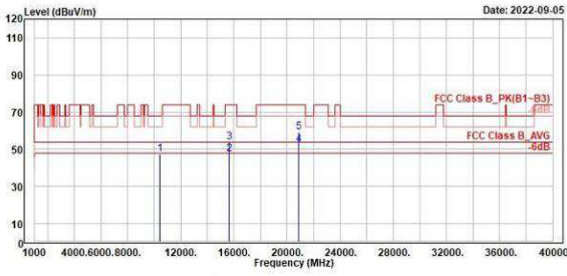
CH 40 (Vertical)



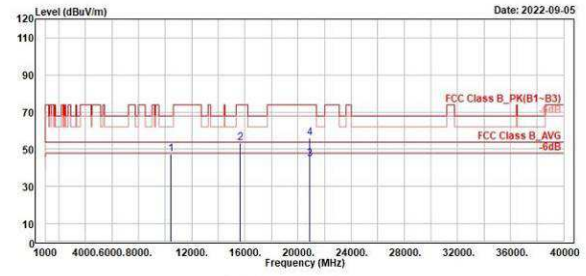
TÜV Rheinland Taiwan Ltd.  
No. 438-18, Sec. 2, Fenhiao, Linkou Dist., New Taipei City 244, Taiwan(R.O.C.)  
Tel: +886-2172-1000 Fax: +886-2172-1322



TÜV Rheinland Taiwan Ltd.  
No. 438-18, Sec. 2, Fenhiao, Linkou Dist., New Taipei City 244, Taiwan(R.O.C.)  
Tel: +886-2172-1000 Fax: +886-2172-1322



Read	Limit	Over	APos	TPos	Remark	Pol/Phase	Note			
Level	Line	Limit	cm	deg						
Factor	dB/m	dB								
dBuV	dBuV/m	dB	cm	deg						
1	18440.00	47.51	49.92	-2.41	68.20	-20.69	200	44 Peak	Horizontal	
2	15660.00	47.37	41.86	5.51	54.00	-6.63	100	108 Average	Horizontal	
3	15660.00	54.03	48.52	5.51	74.00	-19.97	100	108 Peak	Horizontal	
4	20880.00	52.55	50.57	1.98	54.00	-1.45	233	127 Average	Horizontal	
5	20880.00	59.13	57.15	1.98	74.00	-14.87	233	127 Peak	Horizontal	



Read	Limit	Over	APos	TPos	Remark	Pol/Phase	Note			
Level	Line	Limit	cm	deg						
Factor	dB/m	dB								
dBuV	dBuV/m	dB	cm	deg						
1	18440.00	47.51	49.98	-2.47	68.20	-20.69	300	219 Peak	Vertical	
2	15660.00	53.17	47.58	5.59	74.00	-20.83	100	219 Peak	Vertical	
3	20880.00	44.66	42.68	1.98	54.00	-9.34	200	350 Average	Vertical	
4	20880.00	55.94	53.96	1.98	74.00	-18.06	200	350 Peak	Vertical	

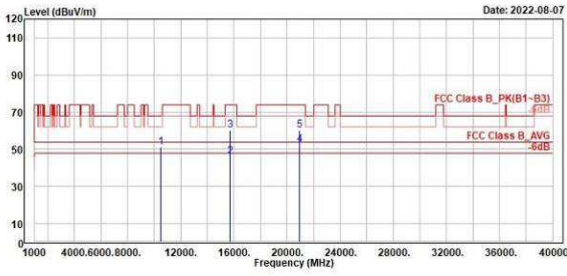
802.11ax HE20\_OFDM

CH 48 (Horizontal)

CH 48 (Vertical)



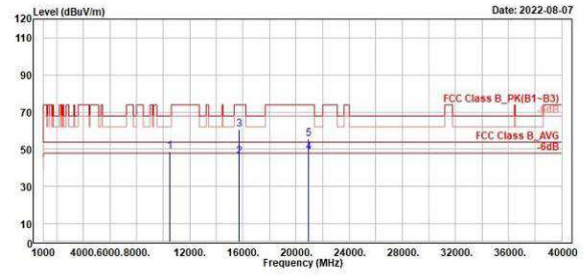
TÜV Rheinland Taiwan Ltd.  
No. 438-18, Sec 2, Fenhiao, Linkou Dist., New Taipei City 244, Taiwan(R.O.C.)  
Tel: +886-2172-1000 Fax: +886-2172-1322



1	2	3	4	5
10480.00	15720.00	15720.00	20960.00	20960.00
Level	Level	Level	Level	Level
51.26	45.94	60.10	52.35	60.11
Factor	Factor	Factor	Factor	Factor
53.64	40.24	54.40	50.18	57.94
Line	Line	Line	Line	Line
-2.38	5.70	5.70	2.17	2.17
Limit	Limit	Limit	Limit	Limit
68.20	54.00	74.00	54.00	74.00
Over	Over	Over	Over	Over
-16.94	-8.06	-13.90	-1.65	-13.89
Limit	Limit	Limit	Limit	Limit
100	100	100	220	220
APos	APos	APos	APos	APos
59	109	109	136	136
Peak	Average	Peak	Average	Peak
Remark	Remark	Remark	Remark	Remark
Horizontal	Horizontal	Horizontal	Horizontal	Horizontal
Pol/Phase	Pol/Phase	Pol/Phase	Pol/Phase	Pol/Phase
Note	Note	Note	Note	Note



TÜV Rheinland Taiwan Ltd.  
No. 438-18, Sec 2, Fenhiao, Linkou Dist., New Taipei City 244, Taiwan(R.O.C.)  
Tel: +886-2172-1000 Fax: +886-2172-1322



1	2	3	4	5
10480.00	15720.00	15720.00	20960.00	20960.00
Level	Level	Level	Level	Level
48.72	45.97	60.52	48.17	55.50
Factor	Factor	Factor	Factor	Factor
51.12	40.27	54.82	46.00	53.33
Line	Line	Line	Line	Line
-2.40	5.70	5.70	2.17	2.17
Limit	Limit	Limit	Limit	Limit
68.20	54.00	74.00	54.00	74.00
Over	Over	Over	Over	Over
-19.48	-8.03	-13.48	-5.83	-18.50
Limit	Limit	Limit	Limit	Limit
236	374	374	212	212
APos	APos	APos	APos	APos
31	338	338	128	128
Peak	Average	Peak	Average	Peak
Remark	Remark	Remark	Remark	Remark
Vertical	Vertical	Vertical	Vertical	Vertical
Pol/Phase	Pol/Phase	Pol/Phase	Pol/Phase	Pol/Phase
Note	Note	Note	Note	Note

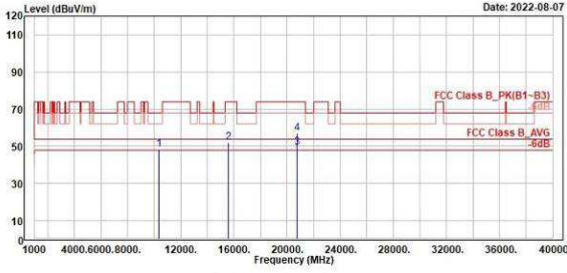
802.11ax HE40\_OFDM

CH 38 (Horizontal)

CH 38 (Vertical)



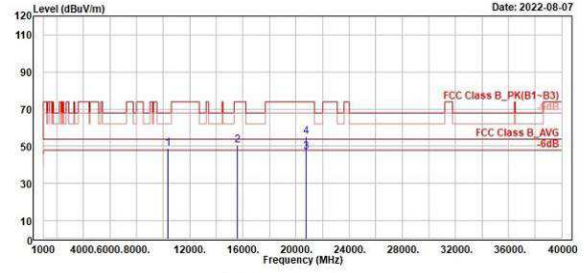
TUV Rheinland Taiwan Ltd.  
No. 438-18, Sec 2, Fenhiao, Linkou Dist., New Taipei City 244, Taiwan(R.O.C.)  
Tel: +886-2172-1000 Fax: +886-2172-1322



Read	Limit	Over	APos	TPos	Remark	Pol/Phase	Note
Level	Line	Limit					
Factor							
dBuV	dBuV/m	dB	cm	deg			
1	18380.00	48.18	58.68	-2.58	68.20	-20.02	300 97 Peak Horizontal
2	15570.00	51.91	48.63	5.28	74.00	-22.09	100 106 Peak Horizontal
3	20760.00	49.37	47.66	1.71	54.00	-4.63	100 127 Average Horizontal
4	20760.00	56.98	55.27	1.71	74.00	-17.02	100 127 Peak Horizontal



TUV Rheinland Taiwan Ltd.  
No. 438-18, Sec 2, Fenhiao, Linkou Dist., New Taipei City 244, Taiwan(R.O.C.)  
Tel: +886-2172-1000 Fax: +886-2172-1322



Read	Limit	Over	APos	TPos	Remark	Pol/Phase	Note
Level	Line	Limit					
Factor							
dBuV	dBuV/m	dB	cm	deg			
1	18380.00	48.60	51.18	-2.58	68.20	-19.60	251 58 Peak Vertical
2	15570.00	50.77	45.38	5.39	74.00	-23.23	400 350 Peak Vertical
3	20760.00	47.10	45.39	1.71	54.00	-6.90	100 351 Average Vertical
4	20760.00	55.20	53.49	1.71	74.00	-18.80	100 351 Peak Vertical

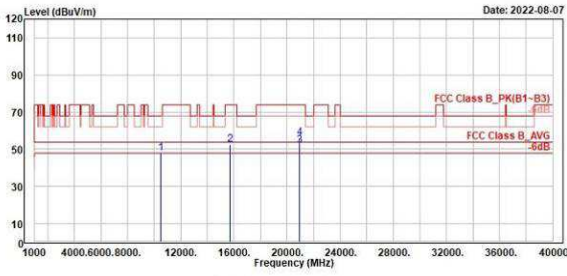
802.11ax HE40\_OFDM

CH 46 (Horizontal)

CH 46 (Vertical)



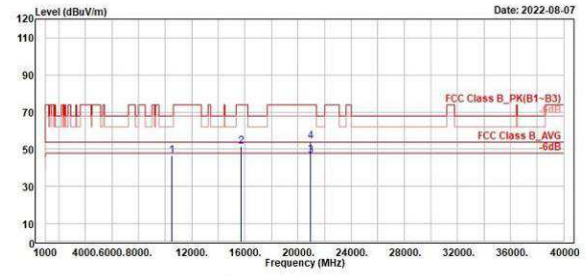
TUV Rheinland Taiwan Ltd.  
No. 438-18, Sec 2, Fenhiao, Linkou Dist., New Taipei City 244, Taiwan(R.O.C.)  
Tel: +886-2172-1000 Fax: +886-2172-1322



Freq	Level	Read	Limit	Over	APos	TPos	Remark	Pol/Phase	Note
MHz	dBuV/m	dBuV	dB/m	dBuV/m	dB	cm	deg		
1	18460.00	48.04	58.44	-2.48	68.20	-20.16	100	59 Peak	Horizontal
2	15690.00	52.44	46.82	5.62	74.00	-21.56	100	118 Peak	Horizontal
3	20920.00	51.82	49.74	2.08	54.00	-2.18	210	66 Average	Horizontal
4	20920.00	56.13	54.05	2.08	74.00	-17.87	210	66 Peak	Horizontal



TUV Rheinland Taiwan Ltd.  
No. 438-18, Sec 2, Fenhiao, Linkou Dist., New Taipei City 244, Taiwan(R.O.C.)  
Tel: +886-2172-1000 Fax: +886-2172-1322



Freq	Level	Read	Limit	Over	APos	TPos	Remark	Pol/Phase	Note
MHz	dBuV/m	dBuV	dB/m	dBuV/m	dB	cm	deg		
1	18460.00	46.39	48.83	-2.44	68.20	-21.81	200	220 Peak	Vertical
2	15690.00	51.41	45.77	5.64	74.00	-22.59	100	95 Peak	Vertical
3	20920.00	46.40	44.32	2.08	54.00	-7.60	200	345 Average	Vertical
4	20920.00	54.19	52.11	2.08	74.00	-19.81	200	345 Peak	Vertical

802.11ax HE80\_OFDM

CH 42 (Horizontal)

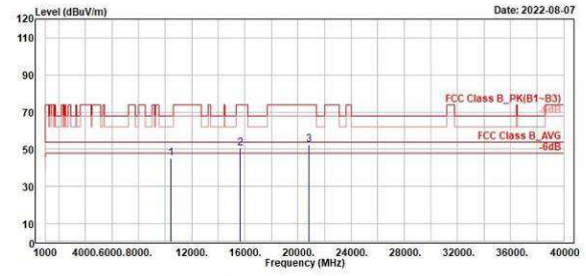
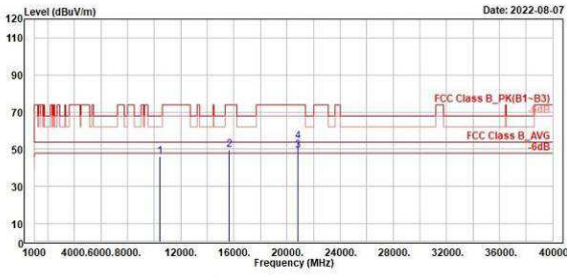
CH 42 (Vertical)



TUV Rheinland Taiwan Ltd.  
No. 438-18, Sec 2, Fenhiao, Linkou Dist., New Taipei City 244, Taiwan(R.O.C.)  
Tel: +886-2172-1000 Fax: +886-2172-1322



TUV Rheinland Taiwan Ltd.  
No. 438-18, Sec 2, Fenhiao, Linkou Dist., New Taipei City 244, Taiwan(R.O.C.)  
Tel: +886-2172-1000 Fax: +886-2172-1322



Freq	Level	Read	Limit	Over	APos	TPos	Remark	Pol/Phase	Note	
MHz	dBuV/m	dBuV	dB/m	dBuV/m	dB	cm	deg			
1	18420.00	46.23	48.67	-2.44	68.20	-21.97	400	101	Peak	Horizontal
2	15630.00	49.75	44.35	5.40	74.00	-24.25	100	59	Peak	Horizontal
3	20840.00	49.50	47.61	1.89	54.00	-4.50	228	126	Average	Horizontal
4	20840.00	54.20	52.31	1.89	74.00	-19.80	228	126	Peak	Horizontal

Freq	Level	Read	Limit	Over	APos	TPos	Remark	Pol/Phase	Note	
MHz	dBuV/m	dBuV	dB/m	dBuV/m	dB	cm	deg			
1	18420.00	45.35	47.87	-2.52	68.20	-22.85	400	158	Peak	Vertical
2	15630.00	50.82	45.28	5.54	74.00	-23.18	100	213	Peak	Vertical
3	20840.00	52.36	50.47	1.89	74.00	-21.64	200	126	Peak	Vertical

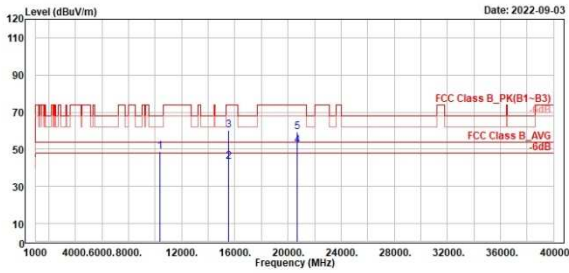
802.11ax HE20\_OFDMA

CH 36 (Horizontal)

CH 36 (Vertical)



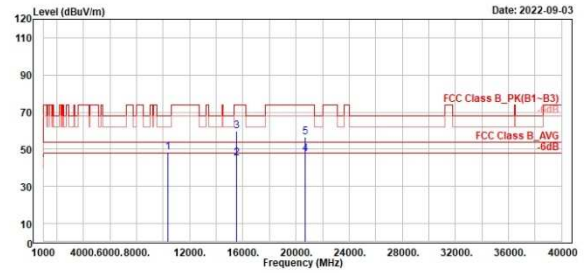
TUV Rheinland Taiwan Ltd.  
No. 458-18, Sec 2, Fenliao, Linkou Dist., New Taipei City 244, Taiwan(R.O.C.)  
Tel: +886-2172-1000 Fax: +886-2172-1322



Item	Freq MHz	Level dBuV/m	Read Level Factor	Limit Line	Over Limit	APos cm	TPos deg	Remark	Pol/Phase	Note
1	10368.00	48.65	51.22	-2.57	68.20	-19.55	200	138 Peak	Horizontal	
2	15540.00	43.17	37.91	5.26	54.00	-10.83	100	108 Average	Horizontal	
3	15540.00	60.10	54.84	5.26	74.00	-13.90	100	108 Peak	Horizontal	
4	20720.00	52.08	50.46	1.62	54.00	-1.92	100	125 Average	Horizontal	
5	20720.00	59.14	57.52	1.62	74.00	-14.86	100	125 Peak	Horizontal	



TUV Rheinland Taiwan Ltd.  
No. 458-18, Sec 2, Fenliao, Linkou Dist., New Taipei City 244, Taiwan(R.O.C.)  
Tel: +886-2172-1000 Fax: +886-2172-1322



Item	Freq MHz	Level dBuV/m	Read Level Factor	Limit Line	Over Limit	APos cm	TPos deg	Remark	Pol/Phase	Note
1	10368.00	48.49	51.12	-2.63	68.20	-19.71	207	33 Peak	Vertical	
2	15540.00	44.95	39.67	5.28	54.00	-9.05	400	348 Average	Vertical	
3	15540.00	59.66	54.38	5.28	74.00	-14.34	400	348 Peak	Vertical	
4	20720.00	47.49	45.87	1.62	54.00	-6.51	100	115 Average	Vertical	
5	20720.00	56.50	54.88	1.62	74.00	-17.50	100	115 Peak	Vertical	



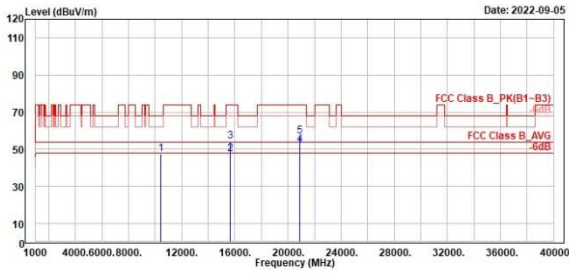
802.11ax HE20\_OFDMA

CH 40 (Horizontal)

CH 40 (Vertical)



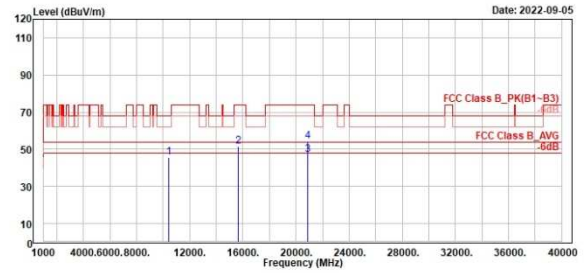
TUV Rheinland Taiwan Ltd.  
No. 438-18, Sec 2, Fenliao, Linkou Dist., New Taipei City 244, Taiwan(R.O.C.)  
Tel: +886-2172-1000 Fax: +886-2172-1322



Read	Limit	Over	APos	TPos	Remark	Pol/Phase	Note
Level	Line	Limit	cm	deg			
Factor	dB/m	dB					
dBuV	dB/m	dBuV/m	cm	deg			
1 10448.00	47.62	58.83	-2.41	68.28	-20.58	200	38 Peak Horizontal
2 15668.00	47.52	42.01	5.51	54.00	-6.48	100	117 Average Horizontal
3 15668.00	54.42	48.91	5.51	74.00	-19.58	100	117 Peak Horizontal
4 20888.00	52.42	50.44	1.98	54.00	-1.58	232	126 Average Horizontal
5 20888.00	57.19	55.21	1.98	74.00	-16.81	232	126 Peak Horizontal



TUV Rheinland Taiwan Ltd.  
No. 438-18, Sec 2, Fenliao, Linkou Dist., New Taipei City 244, Taiwan(R.O.C.)  
Tel: +886-2172-1000 Fax: +886-2172-1322



Read	Limit	Over	APos	TPos	Remark	Pol/Phase	Note
Level	Line	Limit	cm	deg			
Factor	dB/m	dB					
dBuV	dB/m	dBuV/m	cm	deg			
1 10448.00	45.54	48.01	-2.47	68.28	-22.66	400	16 Peak Vertical
2 15668.00	51.34	45.75	5.59	74.00	-22.66	400	188 Peak Vertical
3 20888.00	46.09	44.91	1.98	54.00	-7.11	100	214 Average Vertical
4 20888.00	54.45	52.47	1.98	74.00	-19.55	100	214 Peak Vertical

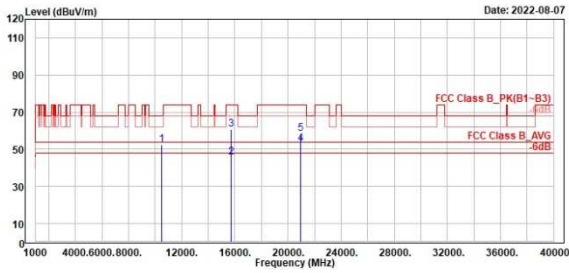
802.11ax HE20\_OFDMA

CH 48 (Horizontal)

CH 48 (Vertical)



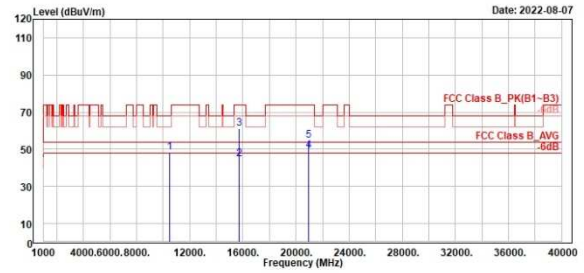
TUV Rheinland Taiwan Ltd.  
No. 458-18, Sec 2, Fenliao, Linkou Dist., New Taipei City 244, Taiwan(R.O.C.)  
Tel: +886-2172-1000 Fax: +886-2172-1322



	Read	Limit	Over	APos	TPos	Remark	Pol/Phase	Note
Freq	Level	Factor	Line	Limit				
MHz	dBuV/m	dBuV	dB/m	dBuV/m	dB	cm	deg	
1	10480.00	52.63	55.01	-2.38	68.20	-15.57	480	270 Peak Horizontal
2	15720.00	45.81	40.11	5.70	54.00	-8.19	100	109 Average Horizontal
3	15720.00	60.72	55.02	5.70	74.00	-13.28	100	109 Peak Horizontal
4	20960.00	52.93	50.76	2.17	54.00	-1.07	200	62 Average Horizontal
5	20960.00	58.41	56.24	2.17	74.00	-15.59	200	62 Peak Horizontal



TUV Rheinland Taiwan Ltd.  
No. 458-18, Sec 2, Fenliao, Linkou Dist., New Taipei City 244, Taiwan(R.O.C.)  
Tel: +886-2172-1000 Fax: +886-2172-1322



	Read	Limit	Over	APos	TPos	Remark	Pol/Phase	Note
Freq	Level	Factor	Line	Limit				
MHz	dBuV/m	dBuV	dB/m	dBuV/m	dB	cm	deg	
1	10480.00	48.43	50.83	-2.40	68.20	-19.77	200	150 Peak Vertical
2	15720.00	44.86	39.16	5.70	54.00	-9.14	388	352 Average Vertical
3	15720.00	61.27	55.57	5.70	74.00	-12.73	388	352 Peak Vertical
4	20960.00	49.24	47.07	2.17	54.00	-4.76	100	2 Average Vertical
5	20960.00	54.90	52.73	2.17	74.00	-19.10	100	2 Peak Vertical

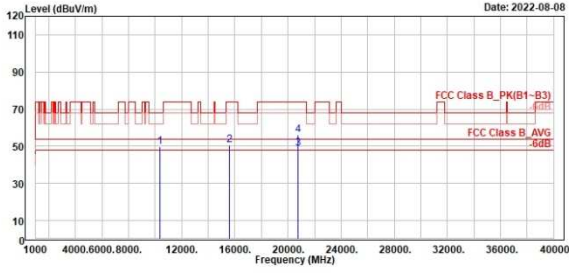
802.11ax HE40\_OFDMA

CH 38 (Horizontal)

CH 38 (Vertical)



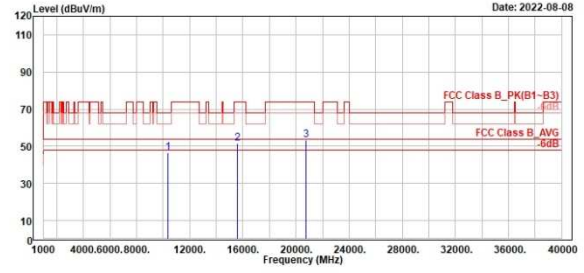
TUV Rheinland Taiwan Ltd.  
No. 438-18, Sec 2, Fenliao, Linkou Dist., New Taipei City 244, Taiwan(R.O.C.)  
Tel: +886-2172-1000 Fax: +886-2172-1322



Freq	Level	Read	Limit	Over	APos	TPos	Remark	Pol/Phase	Note
MHz	dBuV/m	dBuV	dB/m	dBuV/m	dB	cm	deg		
1	10380.00	49.87	52.37	-2.50	68.20	-18.33	480	269 Peak	Horizontal
2	15570.00	50.43	45.15	5.28	74.00	-23.57	110	109 Peak	Horizontal
3	20760.00	48.81	47.10	1.71	54.00	-5.19	100	127 Average	Horizontal
4	20760.00	56.29	54.58	1.71	74.00	-17.71	100	127 Peak	Horizontal



TUV Rheinland Taiwan Ltd.  
No. 438-18, Sec 2, Fenliao, Linkou Dist., New Taipei City 244, Taiwan(R.O.C.)  
Tel: +886-2172-1000 Fax: +886-2172-1322



Freq	Level	Read	Limit	Over	APos	TPos	Remark	Pol/Phase	Note
MHz	dBuV/m	dBuV	dB/m	dBuV/m	dB	cm	deg		
1	10380.00	46.57	49.15	-2.58	68.20	-21.63	200	59 Peak	Vertical
2	15570.00	51.51	46.12	5.39	74.00	-22.49	400	358 Peak	Vertical
3	20760.00	53.44	51.73	1.71	74.00	-20.56	100	108 Peak	Vertical

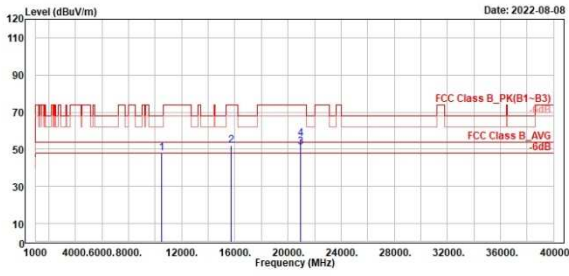
802.11ax HE40\_OFDMA

CH 46 (Horizontal)

CH 46 (Vertical)



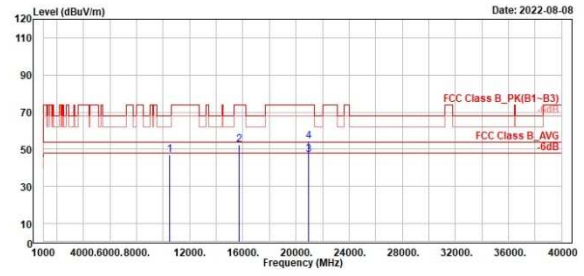
TUV Rheinland Taiwan Ltd.  
No. 458-18, Sec 2, Fenliao, Linkou Dist., New Taipei City 244, Taiwan(R.O.C.)  
Tel: +886-2172-1000 Fax: +886-2172-1322



Read	Limit	Over	APos	TPos	Remark	Pol/Phase	Note		
Level	Line	Limit	cm	deg					
Factor									
dBuV	dBuV/m	dB							
dB/m	dBuV/m	dB	cm	deg					
1	10846.00	48.05	58.45	-2.48	68.28	-20.15	480	270 Peak	Horizontal
2	15690.00	52.19	46.57	5.62	74.00	-21.81	190	102 Peak	Horizontal
3	20920.00	51.24	49.16	2.08	54.00	-2.76	228	128 Average	Horizontal
4	20920.00	55.59	53.51	2.08	74.00	-18.41	228	128 Peak	Horizontal



TUV Rheinland Taiwan Ltd.  
No. 458-18, Sec 2, Fenliao, Linkou Dist., New Taipei City 244, Taiwan(R.O.C.)  
Tel: +886-2172-1000 Fax: +886-2172-1322



Read	Limit	Over	APos	TPos	Remark	Pol/Phase	Note		
Level	Line	Limit	cm	deg					
Factor									
dBuV	dBuV/m	dB							
dB/m	dBuV/m	dB	cm	deg					
1	10846.00	47.05	49.49	-2.44	68.28	-21.15	300	321 Peak	Vertical
2	15690.00	52.32	46.68	5.64	74.00	-21.68	400	360 Peak	Vertical
3	20920.00	47.07	44.99	2.08	54.00	-6.93	100	350 Average	Vertical
4	20920.00	54.15	52.07	2.08	74.00	-19.85	100	350 Peak	Vertical

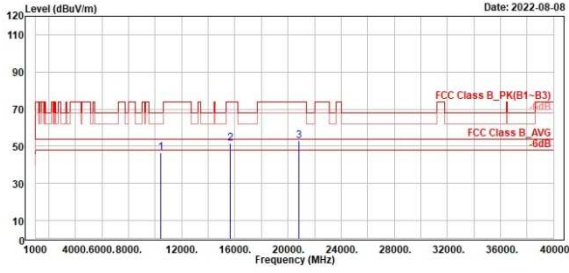
802.11ax HE80\_OFDMA

CH 42 (Horizontal)

CH 42 (Vertical)



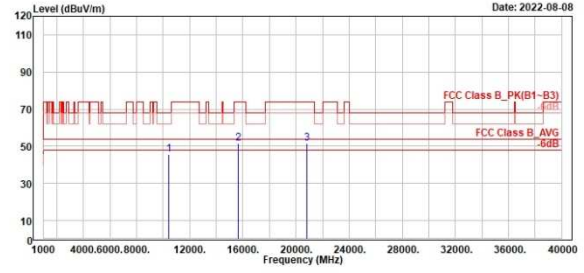
TUV Rheinland Taiwan Ltd.  
No. 458-18, Sec 2, Fenliao, Linkou Dist., New Taipei City 244, Taiwan(R.O.C.)  
Tel: +886-2172-1000 Fax: +886-2172-1322



Peak	Freq (MHz)	Level (dBuV/m)	Read Level (dBuV)	Factor (dB/m)	Limit Line (dBuV/m)	Over Limit (dB)	APos (cm)	TPos (deg)	Remark	Pol/Phase	Note
1	10420.00	46.42	48.86	-2.44	68.20	-21.78	480	182	Peak	Horizontal	
2	15630.00	51.37	45.97	5.40	74.00	-22.63	180	109	Peak	Horizontal	
3	20840.00	53.15	51.26	1.89	74.00	-20.85	100	128	Peak	Horizontal	



TUV Rheinland Taiwan Ltd.  
No. 458-18, Sec 2, Fenliao, Linkou Dist., New Taipei City 244, Taiwan(R.O.C.)  
Tel: +886-2172-1000 Fax: +886-2172-1322



Peak	Freq (MHz)	Level (dBuV/m)	Read Level (dBuV)	Factor (dB/m)	Limit Line (dBuV/m)	Over Limit (dB)	APos (cm)	TPos (deg)	Remark	Pol/Phase	Note
1	10420.00	45.55	48.07	-2.52	68.20	-22.65	380	342	Peak	Vertical	
2	15630.00	51.58	46.04	5.54	74.00	-22.42	300	339	Peak	Vertical	
3	20840.00	51.67	49.78	1.89	74.00	-22.33	100	360	Peak	Vertical	

U-NII-2A

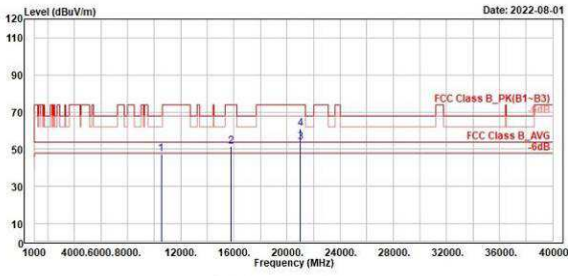
802.11a

CH 52 (Horizontal)

CH 52 (Vertical)



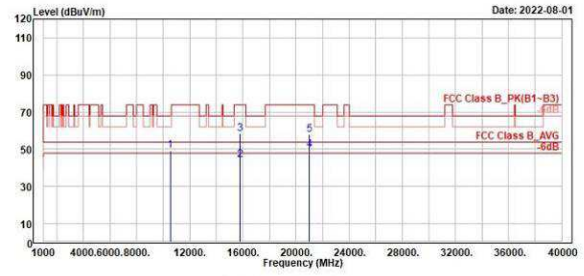
TÜV Rheinland Taiwan Ltd.  
No. 438-18, Sec 2, Fenhiao, Linkou Dist., New Taipei City 244, Taiwan(R.O.C.)  
Tel: +886-2172-1000 Fax: +886-2172-1322



Read	Limit	Over	APos	TPos	Remark	Pol/Phase	Note	
Freq	Level	Level Factor	Line	Limit				
MHz	dBuV/m	dBuV	dB/m	dBuV/m	dB	cm	deg	
1	18520.00	47.34	49.64	-2.30	68.20	-20.86	180	11 Peak Horizontal
2	15780.00	51.60	45.74	5.86	74.00	-22.40	200	124 Peak Horizontal
3	21040.00	53.63	51.34	2.29	54.00	-0.37	228	126 Average Horizontal
4	21040.00	61.06	58.77	2.29	74.00	-12.94	228	126 Peak Horizontal



TÜV Rheinland Taiwan Ltd.  
No. 438-18, Sec 2, Fenhiao, Linkou Dist., New Taipei City 244, Taiwan(R.O.C.)  
Tel: +886-2172-1000 Fax: +886-2172-1322



Read	Limit	Over	APos	TPos	Remark	Pol/Phase	Note	
Freq	Level	Level Factor	Line	Limit				
MHz	dBuV/m	dBuV	dB/m	dBuV/m	dB	cm	deg	
1	18520.00	49.32	51.64	-2.32	68.20	-18.88	180	18 Peak Vertical
2	15780.00	44.41	39.55	5.86	54.00	-9.59	200	163 Average Vertical
3	15780.00	58.20	52.34	5.86	74.00	-15.80	200	163 Peak Vertical
4	21040.00	49.64	47.35	2.29	54.00	-4.36	180	351 Average Vertical
5	21040.00	57.73	55.44	2.29	74.00	-16.27	180	351 Peak Vertical

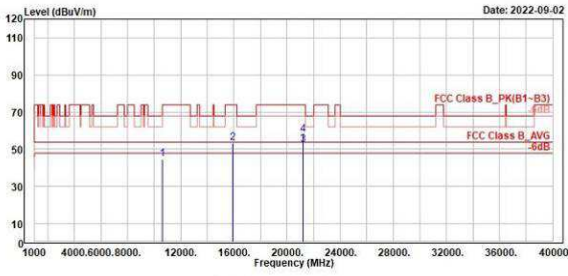
802.11a

CH 60 (Horizontal)

CH 60 (Vertical)



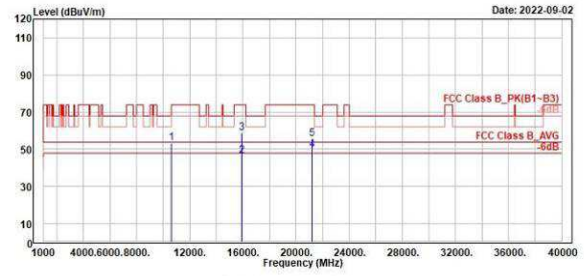
TÜV Rheinland Taiwan Ltd.  
No. 438-18, Sec 2, Fenliiao, Linkou Dist., New Taipei City 244, Taiwan(R.O.C.)  
Tel: +886-2172-1000 Fax: +886-2172-1322



Read	Limit	Over	APos	TPos	Remark	Pol/Phase	Note
Level	Line	Limit	cm	deg			
dBuV/m	dBuV/m	dB	cm	deg			
1 18600.00	44.66	46.66	-2.06	68.20	-23.00	100	68 Peak Horizontal
2 15900.00	53.35	47.38	5.97	74.00	-20.65	100	333 Peak Horizontal
3 21200.00	52.59	50.19	2.40	54.00	-1.41	200	123 Average Horizontal
4 21200.00	57.88	55.48	2.40	74.00	-16.12	200	123 Peak Horizontal



TÜV Rheinland Taiwan Ltd.  
No. 438-18, Sec 2, Fenliiao, Linkou Dist., New Taipei City 244, Taiwan(R.O.C.)  
Tel: +886-2172-1000 Fax: +886-2172-1322



Read	Limit	Over	APos	TPos	Remark	Pol/Phase	Note
Level	Line	Limit	cm	deg			
dBuV/m	dBuV/m	dB	cm	deg			
1 18600.00	53.49	55.65	-2.16	68.20	-14.71	100	320 Peak Vertical
2 15900.00	46.52	40.15	6.37	54.00	-7.48	200	36 Average Vertical
3 15900.00	58.72	52.35	6.37	74.00	-15.28	200	36 Peak Vertical
4 21200.00	49.53	47.13	2.40	54.00	-4.47	100	208 Average Vertical
5 21200.00	55.70	53.30	2.40	74.00	-18.30	100	208 Peak Vertical

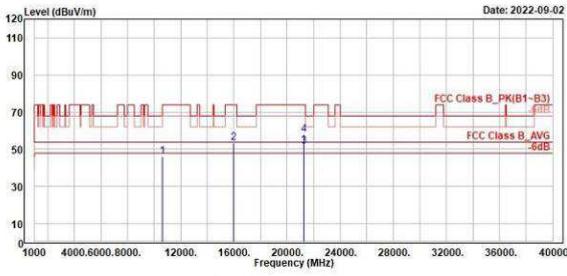
802.11a

CH 64 (Horizontal)

CH 64 (Vertical)



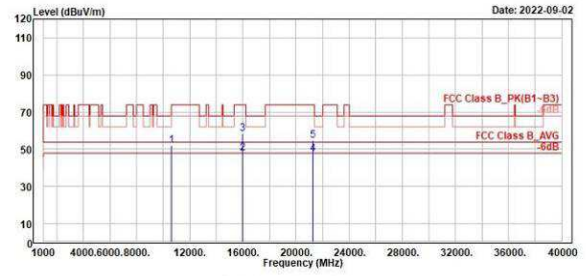
TÜV Rheinland Taiwan Ltd.  
No. 438-18, Sec. 2, Fenhiao, Linkou Dist., New Taipei City 244, Taiwan(R.O.C.)  
Tel: +886-2172-1000 Fax: +886-2172-1322



Freq	Level	Read	Limit	Over	APos	TPos	Remark	Pol/Phase	Note
MHz	dBuV/m	dBuV	dB/m	dBuV/m	dB	cm	deg		
1	18640.00	46.05	48.06	-2.01	74.00	-27.95	300	108 Peak	Horizontal
2	15960.00	53.14	47.41	5.73	74.00	-20.46	200	24 Peak	Horizontal
3	21280.00	51.66	49.19	2.47	54.00	-2.34	200	135 Average	Horizontal
4	21280.00	58.13	55.66	2.47	74.00	-15.87	200	135 Peak	Horizontal



TÜV Rheinland Taiwan Ltd.  
No. 438-18, Sec. 2, Fenhiao, Linkou Dist., New Taipei City 244, Taiwan(R.O.C.)  
Tel: +886-2172-1000 Fax: +886-2172-1322



Freq	Level	Read	Limit	Over	APos	TPos	Remark	Pol/Phase	Note
MHz	dBuV/m	dBuV	dB/m	dBuV/m	dB	cm	deg		
1	18640.00	52.01	54.04	-2.03	74.00	-21.99	100	124 Peak	Vertical
2	15960.00	47.92	41.39	6.53	54.00	-6.08	200	42 Average	Vertical
3	15960.00	58.33	51.80	6.53	74.00	-15.67	200	42 Peak	Vertical
4	21280.00	47.66	45.19	2.47	54.00	-6.34	100	124 Average	Vertical
5	21280.00	54.72	52.25	2.47	74.00	-19.28	100	124 Peak	Vertical



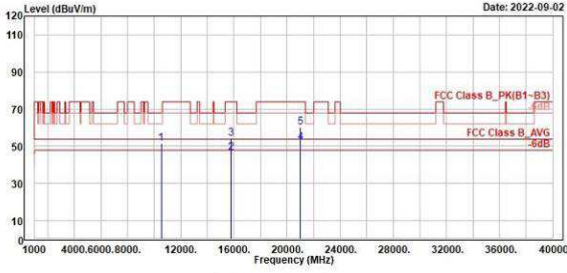
802.11ax HE20\_OFDM

CH 52 (Horizontal)

CH 52 (Vertical)



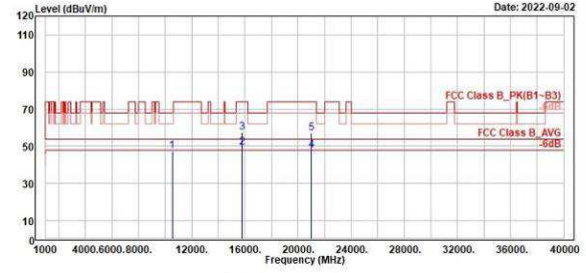
TUV Rheinland Taiwan Ltd.  
No. 438-18, Sec 2, Fenhiao, Linkou Dist., New Taipei City 244, Taiwan(R.O.C.)  
Tel: +886-2172-1000 Fax: +886-2172-1322



Read	Limit	Over	APos	TPos	Remark	Pol/Phase	Note
Level	Line	Limit	cm	deg			
dBuV/m	dBuV/m	dB	cm	deg			
1 18520.00	51.71	54.81	-2.30	68.20	-16.49	400	281 Peak Horizontal
2 15780.00	46.71	48.85	5.86	54.00	-7.29	245	129 Average Horizontal
3 15780.00	54.35	48.49	5.86	74.00	-19.65	200	128 Peak Horizontal
4 21040.00	52.08	49.79	2.29	54.00	-1.92	200	57 Average Horizontal
5 21040.00	60.43	58.14	2.29	74.00	-13.57	200	57 Peak Horizontal



TUV Rheinland Taiwan Ltd.  
No. 438-18, Sec 2, Fenhiao, Linkou Dist., New Taipei City 244, Taiwan(R.O.C.)  
Tel: +886-2172-1000 Fax: +886-2172-1322



Read	Limit	Over	APos	TPos	Remark	Pol/Phase	Note
Level	Line	Limit	cm	deg			
dBuV/m	dBuV/m	dB	cm	deg			
1 18520.00	47.58	49.98	-2.32	68.20	-20.62	400	334 Peak Vertical
2 15780.00	49.38	43.52	5.86	54.00	-4.62	200	326 Average Vertical
3 15780.00	57.52	51.66	5.86	74.00	-16.48	200	325 Peak Vertical
4 21040.00	48.12	45.83	2.29	54.00	-5.88	100	210 Average Vertical
5 21040.00	56.86	54.57	2.29	74.00	-17.14	100	210 Peak Vertical

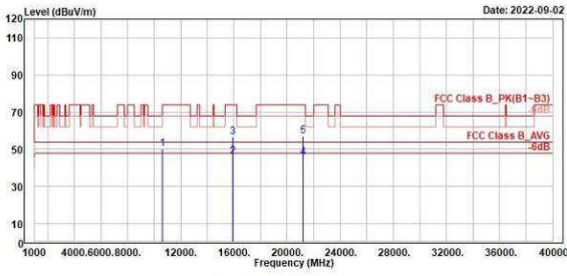
802.11ax HE20\_OFDM

CH 60 (Horizontal)

CH 60 (Vertical)



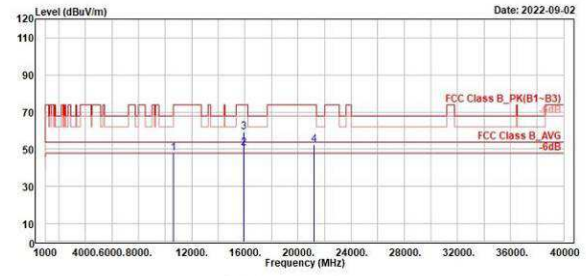
TUV Rheinland Taiwan Ltd.  
No. 438-18, Sec 2, Fenhiao, Linkou Dist., New Taipei City 244, Taiwan(R.O.C.)  
Tel: +886-2172-1000 Fax: +886-2172-1322



1	2	3	4	5
18600.00	15900.00	15900.00	21200.00	21200.00
Level	Level	Level	Level	Level
50.11	45.95	56.59	45.64	57.24
Factor	Factor	Factor	Factor	Factor
52.17	39.98	50.62	43.24	54.84
Line	Line	Line	Line	Line
-2.06	5.97	5.97	2.40	2.40
Limit	Limit	Limit	Limit	Limit
68.20	54.00	74.00	54.00	74.00
Over	Over	Over	Over	Over
-18.09	-8.05	-17.41	-8.36	-16.76
Limit	Limit	Limit	Limit	Limit
400	100	100	200	200
APos	APos	APos	APos	APos
275	360	360	124	124
Peak	Average	Peak	Average	Peak
Remark	Remark	Remark	Remark	Remark
Horizontal	Horizontal	Horizontal	Horizontal	Horizontal
Pol/Phase	Pol/Phase	Pol/Phase	Pol/Phase	Pol/Phase
Note	Note	Note	Note	Note



TUV Rheinland Taiwan Ltd.  
No. 438-18, Sec 2, Fenhiao, Linkou Dist., New Taipei City 244, Taiwan(R.O.C.)  
Tel: +886-2172-1000 Fax: +886-2172-1322



1	2	3	4
18600.00	15900.00	15900.00	21200.00
Level	Level	Level	Level
47.93	50.80	59.21	52.57
Factor	Factor	Factor	Factor
50.00	44.43	52.84	50.17
Line	Line	Line	Line
-2.16	6.37	6.37	2.40
Limit	Limit	Limit	Limit
68.20	54.00	74.00	74.00
Over	Over	Over	Over
-20.27	-3.20	-14.79	-21.43
Limit	Limit	Limit	Limit
300	300	300	168
APos	APos	APos	APos
141	343	344	360
Peak	Average	Peak	Peak
Remark	Remark	Remark	Remark
Vertical	Vertical	Vertical	Vertical
Pol/Phase	Pol/Phase	Pol/Phase	Pol/Phase
Note	Note	Note	Note

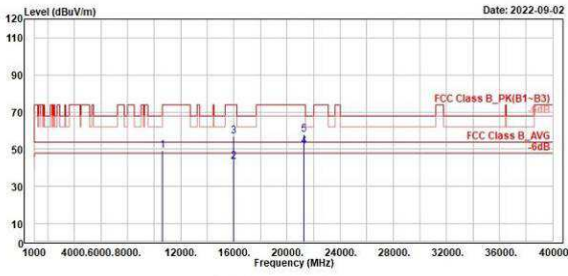
802.11ax HE20\_OFDM

CH 64 (Horizontal)

CH 64 (Vertical)



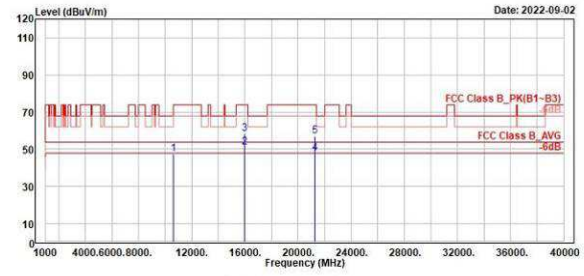
TUV Rheinland Taiwan Ltd.  
No. 438-18, Sec 2, Fenhiao, Linkou Dist., New Taipei City 244, Taiwan(R.O.C.)  
Tel: +886-2172-1000 Fax: +886-2172-1322



1	2	3	4	5
18640.00	15960.00	15960.00	21280.00	21280.00
Level	Level	Level	Level	Level
49.36	43.24	57.14	51.60	58.14
Factor	Factor	Factor	Factor	Factor
51.37	37.11	61.33	2.47	55.67
Line	Line	Line	Line	Line
-2.01	6.13	6.13	2.47	2.47
Limit	Limit	Limit	Limit	Limit
74.00	54.00	74.00	54.00	74.00
Over	Over	Over	Over	Over
-24.64	-10.76	-16.86	-2.40	-15.86
Limit	Limit	Limit	Limit	Limit
100	400	400	257	257
APos	APos	APos	APos	APos
123	297	297	61	61
deg	deg	deg	deg	deg
123	297	297	61	61
Peak	Average	Peak	Average	Peak
Horizontal	Horizontal	Horizontal	Horizontal	Horizontal
Horizontal	Horizontal	Horizontal	Horizontal	Horizontal
Horizontal	Horizontal	Horizontal	Horizontal	Horizontal
Horizontal	Horizontal	Horizontal	Horizontal	Horizontal



TUV Rheinland Taiwan Ltd.  
No. 438-18, Sec 2, Fenhiao, Linkou Dist., New Taipei City 244, Taiwan(R.O.C.)  
Tel: +886-2172-1000 Fax: +886-2172-1322



1	2	3	4	5
18640.00	15960.00	15960.00	21280.00	21280.00
Level	Level	Level	Level	Level
47.62	51.29	58.21	47.71	56.87
Factor	Factor	Factor	Factor	Factor
49.65	44.76	51.68	45.24	54.40
Line	Line	Line	Line	Line
-2.03	6.53	6.53	2.47	2.47
Limit	Limit	Limit	Limit	Limit
74.00	54.00	74.00	54.00	74.00
Over	Over	Over	Over	Over
-26.38	-2.71	-15.79	-6.29	-17.13
Limit	Limit	Limit	Limit	Limit
300	200	200	100	100
APos	APos	APos	APos	APos
333	322	322	211	211
deg	deg	deg	deg	deg
333	322	322	211	211
Peak	Average	Peak	Average	Peak
Vertical	Vertical	Vertical	Vertical	Vertical
Vertical	Vertical	Vertical	Vertical	Vertical
Vertical	Vertical	Vertical	Vertical	Vertical
Vertical	Vertical	Vertical	Vertical	Vertical

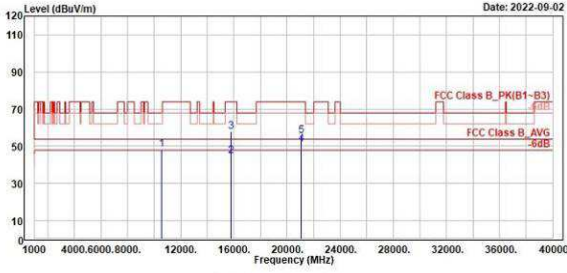
802.11ax HE40\_OFDM

CH 54 (Horizontal)

CH 54 (Vertical)



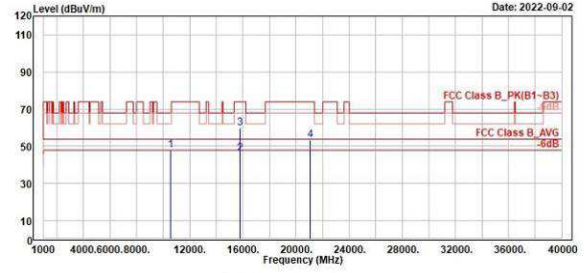
TUV Rheinland Taiwan Ltd.  
No. 438-18, Sec 2, Fenhiao, Linkou Dist., New Taipei City 244, Taiwan(R.O.C.)  
Tel: +886-2172-1000 Fax: +886-2172-1322



Freq	Level	Read Level	Factor	Limit	Over	APos	TPos	Remark	Pol/Phase	Note
MHz	dBuV/m	dBuV	dB/m	dBuV/m	dB	cm	deg			
1	18540.00	48.47	58.71	-2.24	68.20	-19.73	400	264 Peak	Horizontal	
2	15810.00	44.75	38.83	5.92	54.00	-9.25	400	294 Average	Horizontal	
3	15810.00	58.04	52.12	5.92	74.00	-15.96	400	294 Peak	Horizontal	
4	21080.00	51.15	48.83	2.32	54.00	-2.85	214	57 Average	Horizontal	
5	21080.00	55.57	53.25	2.32	74.00	-18.43	214	57 Peak	Horizontal	



TUV Rheinland Taiwan Ltd.  
No. 438-18, Sec 2, Fenhiao, Linkou Dist., New Taipei City 244, Taiwan(R.O.C.)  
Tel: +886-2172-1000 Fax: +886-2172-1322



Freq	Level	Read Level	Factor	Limit	Over	APos	TPos	Remark	Pol/Phase	Note
MHz	dBuV/m	dBuV	dB/m	dBuV/m	dB	cm	deg			
1	18540.00	47.91	58.19	-2.28	68.20	-20.29	100	119 Peak	Vertical	
2	15810.00	46.25	48.29	5.96	54.00	-7.75	200	341 Average	Vertical	
3	15810.00	59.79	53.83	5.96	74.00	-14.21	200	341 Peak	Vertical	
4	21080.00	53.37	51.05	2.32	74.00	-20.63	100	85 Peak	Vertical	

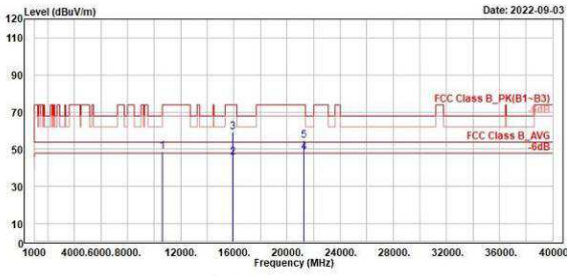
802.11ax HE40\_OFDM

CH 62 (Horizontal)

CH 62 (Vertical)



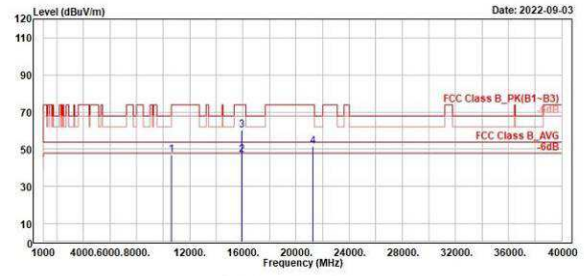
TUV Rheinland Taiwan Ltd.  
No. 438-18, Sec 2, Fenhiao, Linkou Dist., New Taipei City 244, Taiwan(R.O.C.)  
Tel: +886-2172-1000 Fax: +886-2172-1322



Read	Limit	Over	APos	TPos	Remark	Pol/Phase	Note
Level	Line	Limit					
Factor							
dB/m	dBuV/m	dB	cm	deg			
58.94	54.00	-5.06	400	268	Peak	Horizontal	
39.67	54.00	-14.33	400	294	Average	Horizontal	
53.45	54.00	-0.55	400	294	Peak	Horizontal	
46.12	54.00	-7.88	100	62	Average	Horizontal	
52.33	54.00	-1.67	100	62	Peak	Horizontal	



TUV Rheinland Taiwan Ltd.  
No. 438-18, Sec 2, Fenhiao, Linkou Dist., New Taipei City 244, Taiwan(R.O.C.)  
Tel: +886-2172-1000 Fax: +886-2172-1322



Read	Limit	Over	APos	TPos	Remark	Pol/Phase	Note
Level	Line	Limit					
Factor							
dB/m	dBuV/m	dB	cm	deg			
47.14	54.00	-6.86	219	3	Peak	Vertical	
40.81	54.00	-13.19	196	340	Average	Vertical	
53.94	54.00	-0.06	196	340	Peak	Vertical	
49.18	54.00	-4.82	100	179	Peak	Vertical	

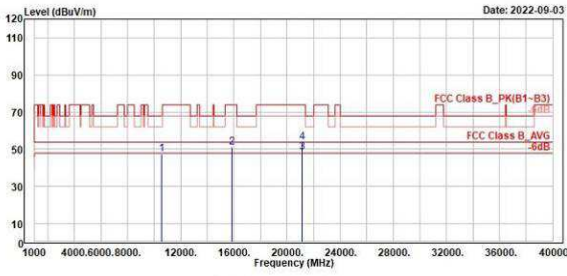
802.11ax HE80\_OFDM

CH 58 (Horizontal)

CH 58 (Vertical)



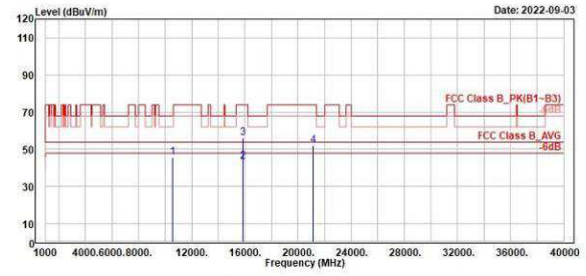
TUV Rheinland Taiwan Ltd.  
No. 438-18, Sec 2, Fenhiao, Linkou Dist., New Taipei City 244, Taiwan(R.O.C.)  
Tel: +886-2172-1000 Fax: +886-2172-1322



Freq	Level	Read	Limit	Over	APos	TPos	Remark	Pol/Phase	Note
MHz	dBuV/m	dBuV	dB/m	dBuV/m	dB	cm	deg		
1	18580.00	47.35	49.47	-2.12	68.20	-20.85	300	137 Peak	Horizontal
2	15870.00	51.32	45.37	5.95	74.00	-22.68	300	245 Peak	Horizontal
3	21160.00	48.33	45.56	2.77	54.00	-5.67	200	58 Average	Horizontal
4	21160.00	54.02	51.65	2.37	74.00	-19.98	200	58 Peak	Horizontal



TUV Rheinland Taiwan Ltd.  
No. 438-18, Sec 2, Fenhiao, Linkou Dist., New Taipei City 244, Taiwan(R.O.C.)  
Tel: +886-2172-1000 Fax: +886-2172-1322



Freq	Level	Read	Limit	Over	APos	TPos	Remark	Pol/Phase	Note
MHz	dBuV/m	dBuV	dB/m	dBuV/m	dB	cm	deg		
1	18580.00	45.48	47.68	-2.20	68.20	-22.72	324	369 Peak	Vertical
2	15870.00	43.34	37.11	6.23	54.00	-10.66	300	338 Average	Vertical
3	15870.00	55.94	49.71	6.23	74.00	-18.06	300	338 Peak	Vertical
4	21160.00	51.88	49.51	2.37	74.00	-22.12	100	361 Peak	Vertical

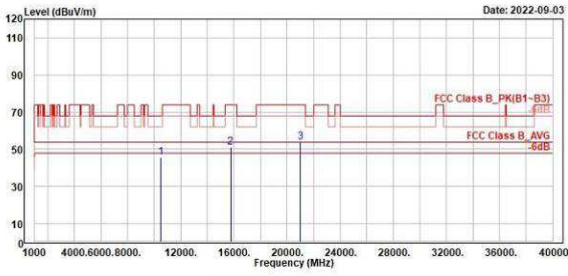
802.11ax HE160\_OFDM

CH 50 (Horizontal)

CH 50 (Vertical)



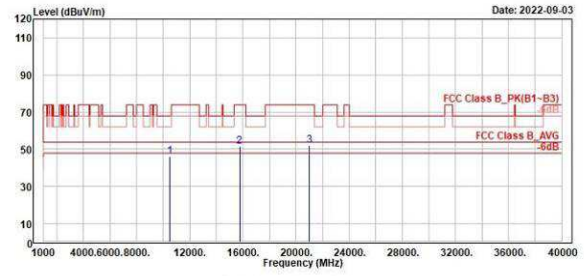
TUV Rheinland Taiwan Ltd.  
No. 438-18, Sec 2, Fenhiao, Linkou Dist., New Taipei City 244, Taiwan(R.O.C.)  
Tel: +886-2172-1000 Fax: +886-2172-1322



Peak	Freq	Level	Read Level	Factor	Limit Line	Over Limit	APos	TPos	Remark	Pol/Phase	Note
	MHz	dBuV/m	dBuV	dB/m	dBuV/m	dB	cm	deg			
1	18500.00	45.79	48.16	-2.37	68.20	-22.41	200	40	Peak	Horizontal	
2	15750.00	51.21	45.43	5.78	74.00	-22.79	100	107	Peak	Horizontal	
3	21000.00	53.67	51.41	2.26	74.00	-20.33	234	126	Peak	Horizontal	



TUV Rheinland Taiwan Ltd.  
No. 438-18, Sec 2, Fenhiao, Linkou Dist., New Taipei City 244, Taiwan(R.O.C.)  
Tel: +886-2172-1000 Fax: +886-2172-1322



Peak	Freq	Level	Read Level	Factor	Limit Line	Over Limit	APos	TPos	Remark	Pol/Phase	Note
	MHz	dBuV/m	dBuV	dB/m	dBuV/m	dB	cm	deg			
1	18500.00	45.91	48.28	-2.37	68.20	-22.29	300	334	Peak	Vertical	
2	15750.00	51.53	45.75	5.78	74.00	-22.47	200	329	Peak	Vertical	
3	21000.00	52.07	49.81	2.26	74.00	-21.93	100	79	Peak	Vertical	

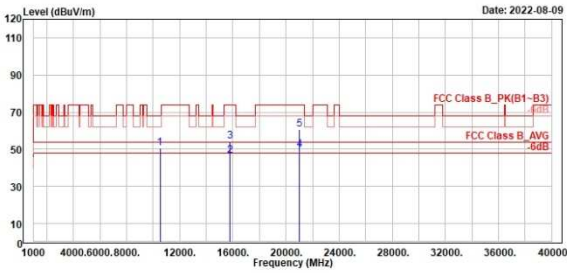
802.11ax HE20\_OFDMA

CH 52 (Horizontal)

CH 52 (Vertical)



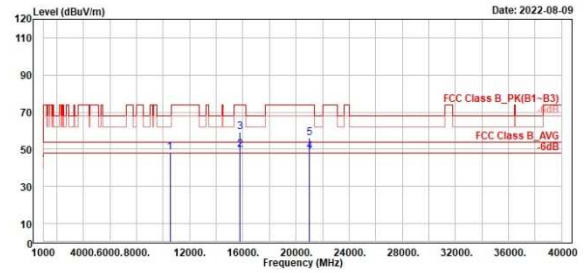
TUV Rheinland Taiwan Ltd.  
No. 458-18, Sec 2, Fenliao, Linkou Dist., New Taipei City 244, Taiwan(R.O.C.)  
Tel: +886-2172-1000 Fax: +886-2172-1322



Read	Limit	Over	APos	TPos	Remark	Pol/Phase	Note
Level	Line	Limit	cm	deg			
Factor	dB/m	dB					
dBuV	dB/m	dBuV/m	cm	deg			
52.85	58.20	-17.65	200	55	Peak	Horizontal	
48.72	54.00	-7.42	400	124	Average	Horizontal	
48.55	74.00	-19.59	400	124	Peak	Horizontal	
47.32	54.00	-4.39	100	65	Average	Horizontal	
58.35	74.00	-13.36	100	65	Peak	Horizontal	



TUV Rheinland Taiwan Ltd.  
No. 458-18, Sec 2, Fenliao, Linkou Dist., New Taipei City 244, Taiwan(R.O.C.)  
Tel: +886-2172-1000 Fax: +886-2172-1322



Read	Limit	Over	APos	TPos	Remark	Pol/Phase	Note
Level	Line	Limit	cm	deg			
Factor	dB/m	dB					
dBuV	dB/m	dBuV/m	cm	deg			
50.66	68.20	-19.86	200	38	Peak	Vertical	
43.77	54.00	-4.37	300	342	Average	Vertical	
53.24	74.00	-14.90	300	342	Peak	Vertical	
46.49	54.00	-5.22	103	360	Average	Vertical	
53.99	74.00	-17.72	103	360	Peak	Vertical	



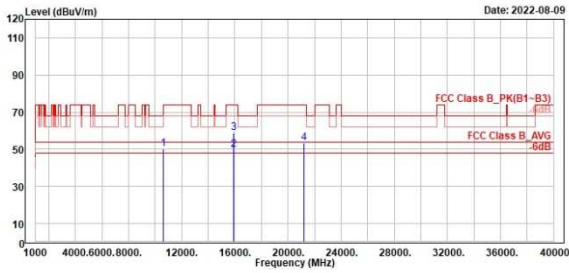
802.11ax HE20\_OFDMA

CH 60 (Horizontal)

CH 60 (Vertical)



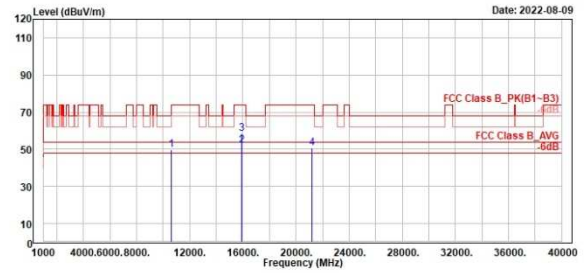
TUV Rheinland Taiwan Ltd.  
No. 458-18, Sec 2, Fenliao, Linkou Dist., New Taipei City 244, Taiwan(R.O.C.)  
Tel: +886-2172-1000 Fax: +886-2172-1322



	Freq	Level	Read	Limit	Over	APos	TPos	Remark	Pol/Phase	Note
	MHz	dBuV/m	dBuV	dB/m	dBuV/m	dB	cm	deg		
1	10600.00	58.37	52.43	-2.06	68.20	-17.83	400	280 Peak	Horizontal	
2	15900.00	49.86	43.89	5.97	54.00	-4.14	400	292 Average	Horizontal	
3	15900.00	58.98	53.01	5.97	74.00	-15.02	400	292 Peak	Horizontal	
4	21200.00	53.56	51.16	2.40	74.00	-20.44	100	133 Peak	Horizontal	



TUV Rheinland Taiwan Ltd.  
No. 458-18, Sec 2, Fenliao, Linkou Dist., New Taipei City 244, Taiwan(R.O.C.)  
Tel: +886-2172-1000 Fax: +886-2172-1322



	Freq	Level	Read	Limit	Over	APos	TPos	Remark	Pol/Phase	Note
	MHz	dBuV/m	dBuV	dB/m	dBuV/m	dB	cm	deg		
1	10600.00	49.56	51.72	-2.16	68.20	-18.64	200	368 Peak	Vertical	
2	15900.00	51.97	45.60	6.37	54.00	-2.03	200	324 Average	Vertical	
3	15900.00	58.49	52.12	6.37	74.00	-15.51	200	324 Peak	Vertical	
4	21200.00	50.84	48.44	2.40	74.00	-23.16	101	360 Peak	Vertical	

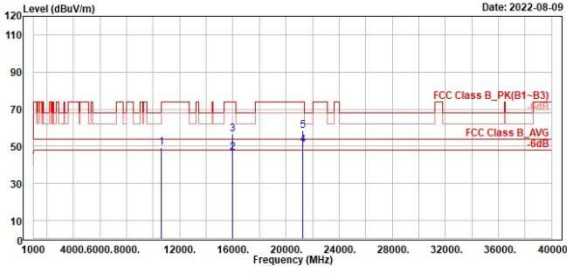
802.11ax HE20\_OFDMA

CH 64 (Horizontal)

CH 64 (Vertical)



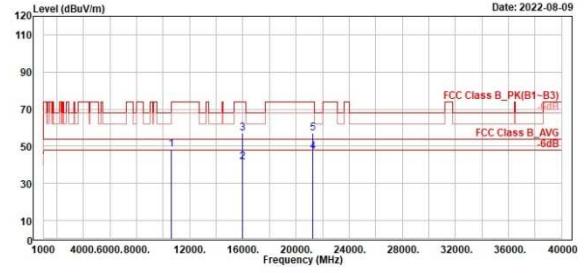
TUV Rheinland Taiwan Ltd.  
No. 458-18, Sec 2, Fenliao, Linkou Dist., New Taipei City 244, Taiwan(R.O.C.)  
Tel: +886-2172-1000 Fax: +886-2172-1322



	Read	Limit	Over	APos	TPos	Remark	Pol/Phase	Note
1	2	3	4	5	6	7	8	9
Freq	Level	Level	Factor	Line	Limit			
MHz	dBuV/m	dBuV	dB/m	dBuV/m	dB	cm	deg	
1	10648.00	49.37	51.38	-2.01	74.00	-24.63	480	270 Peak Horizontal
2	15960.00	46.51	40.38	6.13	54.00	-7.49	180	63 Average Horizontal
3	15960.00	56.49	50.36	6.13	74.00	-17.51	100	63 Peak Horizontal
4	21280.00	50.46	47.99	2.47	54.00	-3.54	200	133 Average Horizontal
5	21280.00	58.40	55.93	2.47	74.00	-15.60	200	133 Peak Horizontal



TUV Rheinland Taiwan Ltd.  
No. 458-18, Sec 2, Fenliao, Linkou Dist., New Taipei City 244, Taiwan(R.O.C.)  
Tel: +886-2172-1000 Fax: +886-2172-1322



	Read	Limit	Over	APos	TPos	Remark	Pol/Phase	Note
1	2	3	4	5	6	7	8	9
Freq	Level	Level	Factor	Line	Limit			
MHz	dBuV/m	dBuV	dB/m	dBuV/m	dB	cm	deg	
1	10648.00	48.45	50.48	-2.03	74.00	-25.55	300	144 Peak Vertical
2	15960.00	41.67	35.14	6.53	54.00	-12.33	300	218 Average Vertical
3	15960.00	56.90	50.37	6.53	74.00	-17.10	300	218 Peak Vertical
4	21280.00	47.12	44.65	2.47	54.00	-6.88	100	207 Average Vertical
5	21280.00	57.17	54.70	2.47	74.00	-16.83	100	207 Peak Vertical

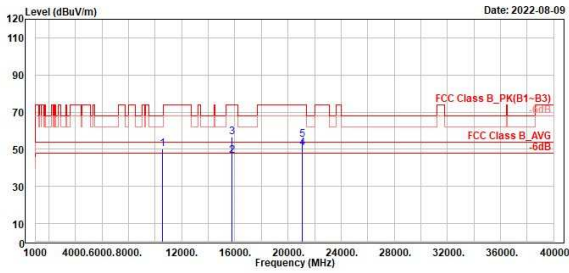
802.11ax HE40\_OFDMA

CH 54 (Horizontal)

CH 54 (Vertical)



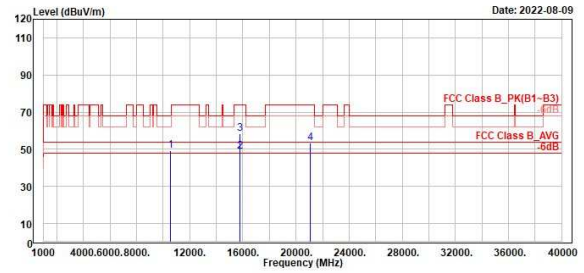
TUV Rheinland Taiwan Ltd.  
No. 438-18, Sec 2, Fenliao, Linkou Dist., New Taipei City 244, Taiwan(R.O.C.)  
Tel: +886-2172-1000 Fax: +886-2172-1322



Read	Level	Factor	Limit	Over	APos	TPos	Remark	Pol/Phase	Note	
MHz	dBuV/m	dBuV	dB/m	dBuV/m	dB	cm	deg			
1	10540.00	50.49	53.64	-2.24	68.20	-17.00	400	268	Peak	Horizontal
2	15810.00	46.63	40.71	5.92	54.00	-7.37	100	102	Average	Horizontal
3	15810.00	56.75	50.83	5.92	74.00	-17.25	100	102	Peak	Horizontal
4	21080.00	50.70	48.38	2.32	54.00	-3.30	212	57	Average	Horizontal
5	21080.00	55.33	53.01	2.32	74.00	-18.67	212	57	Peak	Horizontal



TUV Rheinland Taiwan Ltd.  
No. 438-18, Sec 2, Fenliao, Linkou Dist., New Taipei City 244, Taiwan(R.O.C.)  
Tel: +886-2172-1000 Fax: +886-2172-1322



Read	Level	Factor	Limit	Over	APos	TPos	Remark	Pol/Phase	Note	
MHz	dBuV/m	dBuV	dB/m	dBuV/m	dB	cm	deg			
1	10540.00	49.38	51.66	-2.28	68.20	-18.82	264	360	Peak	Vertical
2	15810.00	48.99	43.03	5.96	54.00	-5.01	161	319	Average	Vertical
3	15810.00	58.42	52.46	5.96	74.00	-15.58	161	319	Peak	Vertical
4	21080.00	53.32	51.00	2.32	74.00	-20.68	102	360	Peak	Vertical

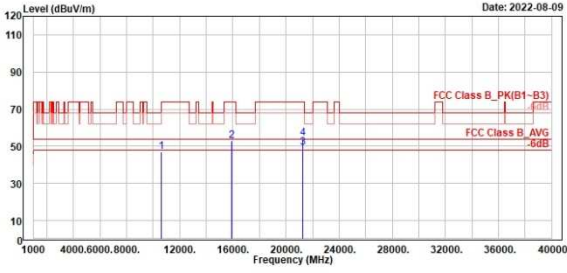
802.11ax HE40\_OFDMA

CH 62 (Horizontal)

CH 62 (Vertical)



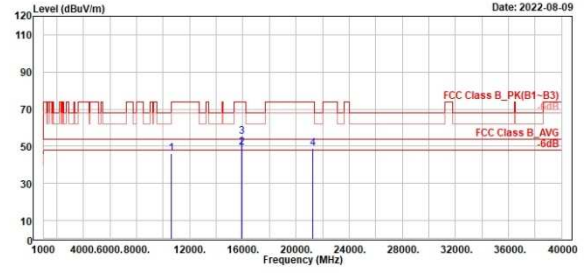
TUV Rheinland Taiwan Ltd.  
No. 458-18, Sec 2, Fenliao, Linkou Dist., New Taipei City 244, Taiwan(R.O.C.)  
Tel: +886-2172-1000 Fax: +886-2172-1322



Freq	Level	Read	Limit	Over	APos	TPos	Remark	Pol/Phase	Note
MHz	dBuV/m	dBuV	dB/m	dBuV/m	dB	cm	deg		
1	10620.00	46.77	48.81	-2.04	74.00	-27.23	300	94 Peak	Horizontal
2	15930.00	52.52	46.87	5.65	74.00	-21.08	400	72 Peak	Horizontal
3	21240.00	49.39	46.96	2.43	54.00	-4.61	100	60 Average	Horizontal
4	21240.00	54.49	52.06	2.43	74.00	-19.51	100	60 Peak	Horizontal



TUV Rheinland Taiwan Ltd.  
No. 458-18, Sec 2, Fenliao, Linkou Dist., New Taipei City 244, Taiwan(R.O.C.)  
Tel: +886-2172-1000 Fax: +886-2172-1322



Freq	Level	Read	Limit	Over	APos	TPos	Remark	Pol/Phase	Note
MHz	dBuV/m	dBuV	dB/m	dBuV/m	dB	cm	deg		
1	10620.00	46.25	48.35	-2.10	74.00	-27.75	300	148 Peak	Vertical
2	15930.00	49.32	42.87	6.45	54.00	-4.68	200	322 Average	Vertical
3	15930.00	55.20	48.75	6.45	74.00	-18.80	200	322 Peak	Vertical
4	21240.00	48.70	46.27	2.43	74.00	-25.30	100	360 Peak	Vertical

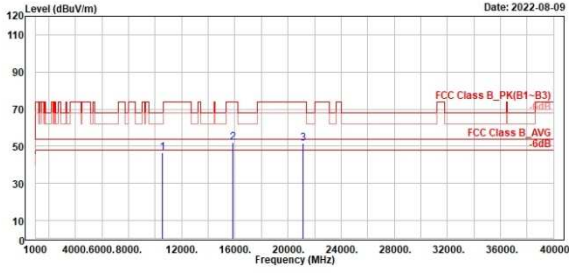
802.11ax HE80\_OFDMA

CH 58 (Horizontal)

CH 58 (Vertical)



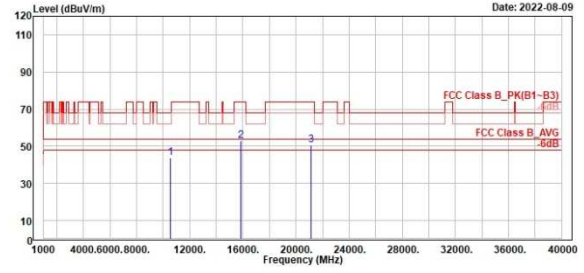
TUV Rheinland Taiwan Ltd.  
No. 458-18, Sec 2, Fenliao, Linkou Dist., New Taipei City 244, Taiwan(R.O.C.)  
Tel: +886-2172-1000 Fax: +886-2172-1322



Peak	Freq (MHz)	Level (dBuV/m)	Read Level (dBuV)	Factor (dB/m)	Limit Line (dBuV/m)	Over Limit (dB)	APos (cm)	TPos (deg)	Remark	Pol/Phase	Note
1	10580.00	46.65	48.77	-2.12	68.20	-21.55	480	274	Peak	Horizontal	
2	15870.00	52.83	46.08	5.95	74.00	-21.97	480	296	Peak	Horizontal	
3	21160.00	51.36	48.99	2.37	74.00	-22.64	200	119	Peak	Horizontal	



TUV Rheinland Taiwan Ltd.  
No. 458-18, Sec 2, Fenliao, Linkou Dist., New Taipei City 244, Taiwan(R.O.C.)  
Tel: +886-2172-1000 Fax: +886-2172-1322



Peak	Freq (MHz)	Level (dBuV/m)	Read Level (dBuV)	Factor (dB/m)	Limit Line (dBuV/m)	Over Limit (dB)	APos (cm)	TPos (deg)	Remark	Pol/Phase	Note
1	10580.00	43.74	45.94	-2.20	68.20	-24.46	180	298	Peak	Vertical	
2	15870.00	53.04	46.81	6.23	74.00	-20.96	180	316	Peak	Vertical	
3	21160.00	50.69	48.32	2.37	74.00	-23.31	180	207	Peak	Vertical	

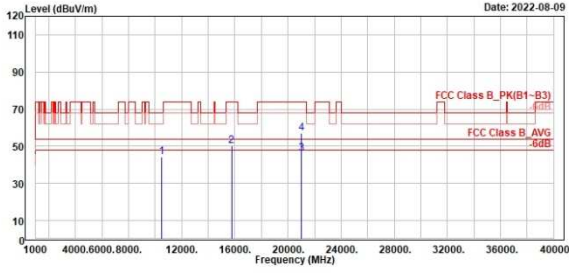
802.11ax HE160\_OFDMA

CH 50 (Horizontal)

CH 50 (Vertical)



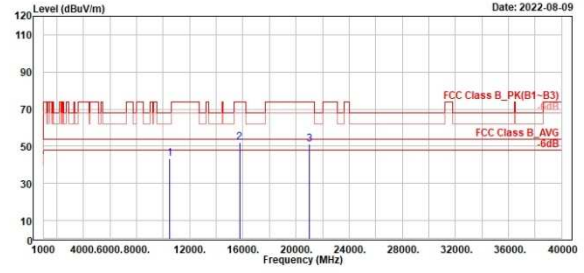
TUV Rheinland Taiwan Ltd.  
No. 458-18, Sec 2, Fenliao, Linkou Dist., New Taipei City 244, Taiwan(R.O.C.)  
Tel: +886-2172-1000 Fax: +886-2172-1322



Freq	Level	Read	Limit	Over	APos	TPos	Remark	Pol/Phase	Note
MHz	dBuV/m	dBuV	dB/m	dBuV/m	dB	cm	deg		
1	10500.00	44.41	46.78	-2.37	68.20	-23.79	352	161 Peak	Horizontal
2	15750.00	50.05	44.27	5.78	74.00	-23.95	100	212 Peak	Horizontal
3	21000.00	46.00	43.74	2.26	54.00	-8.00	205	59 Average	Horizontal
4	21000.00	56.95	54.69	2.26	74.00	-17.05	205	59 Peak	Horizontal



TUV Rheinland Taiwan Ltd.  
No. 458-18, Sec 2, Fenliao, Linkou Dist., New Taipei City 244, Taiwan(R.O.C.)  
Tel: +886-2172-1000 Fax: +886-2172-1322



Freq	Level	Read	Limit	Over	APos	TPos	Remark	Pol/Phase	Note
MHz	dBuV/m	dBuV	dB/m	dBuV/m	dB	cm	deg		
1	10500.00	43.35	45.72	-2.37	68.20	-24.85	100	347 Peak	Vertical
2	15750.00	52.18	46.40	5.78	74.00	-21.82	100	224 Peak	Vertical
3	21000.00	51.09	48.83	2.26	74.00	-22.91	100	360 Peak	Vertical

U-NII-2C

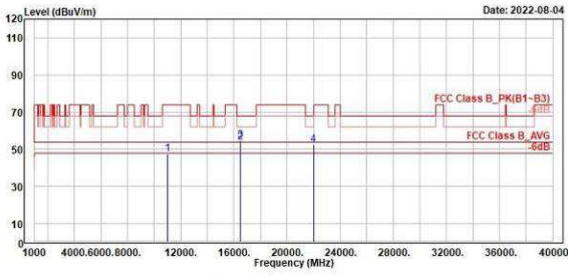
802.11a

CH 100 (Horizontal)

CH 100 (Vertical)



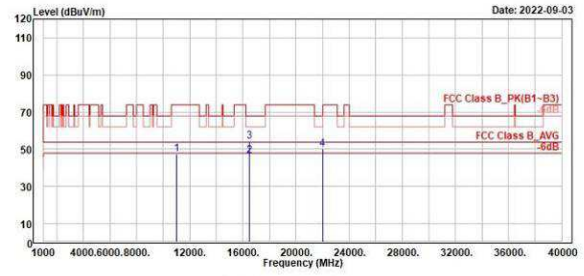
TUV Rheinland Taiwan Ltd.  
No. 438-18, Sec 2, Fenhiao, Linkou Dist., New Taipei City 244, Taiwan(R.O.C.)  
Tel: +886-2172-1000 Fax: +886-2172-1322



Read	Limit	Over	APos	TPos	Remark	Pol/Phase	Note
Level	Line	Limit					
Factor							
dBuV	dB/m	dBuV/m	dB	cm	deg		
1 11800.00	47.63	49.17	-1.54	74.00	-26.37	400	316 Peak Horizontal
2 15500.00	53.85	48.08	7.77	54.00	-6.15	300	115 Average Horizontal
3 15500.00	54.54	46.77	7.77	68.20	-13.66	300	115 Peak Horizontal
4 22000.00	52.44	49.66	2.78	68.20	-15.76	100	65 Peak Horizontal



TUV Rheinland Taiwan Ltd.  
No. 438-18, Sec 2, Fenhiao, Linkou Dist., New Taipei City 244, Taiwan(R.O.C.)  
Tel: +886-2172-1000 Fax: +886-2172-1322



Read	Limit	Over	APos	TPos	Remark	Pol/Phase	Note
Level	Line	Limit					
Factor							
dBuV	dB/m	dBuV/m	dB	cm	deg		
1 11800.00	47.66	49.28	-1.54	74.00	-26.34	400	16 Peak Vertical
2 15500.00	46.56	39.09	7.47	54.00	-7.44	200	360 Average Vertical
3 15500.00	54.42	46.95	7.47	68.20	-13.78	200	360 Peak Vertical
4 22000.00	49.99	47.21	2.78	68.20	-18.21	100	80 Peak Vertical