

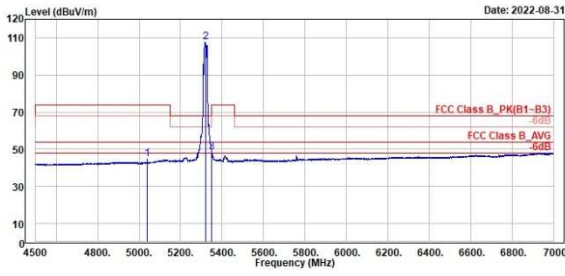
802.11ax HE20\_OFDMA

CH 64 (Horizontal) Average

CH 64 (Vertical) Average



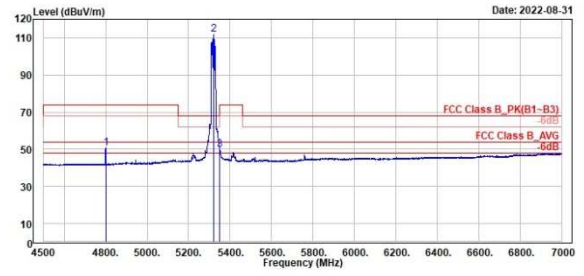
TUV Rheinland Taiwan Ltd.  
No. 458-18, Sec 2, Fenliao, Linkou Dist., New Taipei City 244, Taiwan(R.O.C.)  
Tel: +886-2172-1000 Fax: +886-2172-1322



Read	Level	Factor	Limit	Over	APos	TPos	Remark	Pol/Phase	Note
MHz	dBuV/m	dBuV	dB/m	dBuV/m	dB	cm	deg		
1	5048.00	44.79	2.39	42.40	54.00	-9.21	201	178	Average Horizontal
2 *	5328.00	107.86	64.93	42.93	54.00	53.86	201	178	Average Horizontal
3 !	5350.00	48.57	5.74	42.83	54.00	-5.43	201	178	Average Horizontal



TUV Rheinland Taiwan Ltd.  
No. 458-18, Sec 2, Fenliao, Linkou Dist., New Taipei City 244, Taiwan(R.O.C.)  
Tel: +886-2172-1000 Fax: +886-2172-1322



Read	Level	Factor	Limit	Over	APos	TPos	Remark	Pol/Phase	Note
MHz	dBuV/m	dBuV	dB/m	dBuV/m	dB	cm	deg		
1 !	4800.00	50.47	8.59	41.88	54.00	-3.53	197	184	Average Vertical
2 *	5328.00	111.65	68.94	42.71	54.00	57.65	197	184	Average Vertical
3 !	5350.00	49.85	7.12	42.73	54.00	-4.15	197	184	Average Vertical

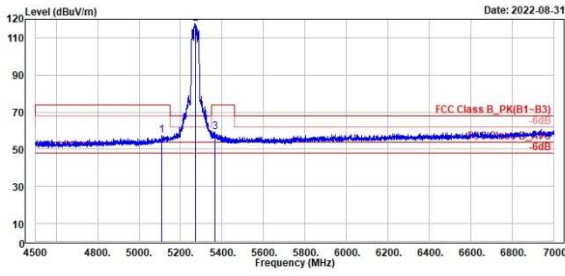
802.11ax HE40\_OFDMA

CH 54 (Horizontal) Peak

CH 54 (Vertical) Peak



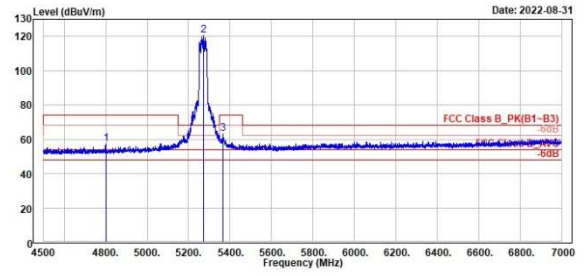
TUV Rheinland Taiwan Ltd.  
No. 458-18, Sec 2, Fenliao, Linkou Dist., New Taipei City 244, Taiwan(R.O.C.)  
Tel: +886-2172-1000 Fax: +886-2172-1322



Peak	Freq (MHz)	Level (dBuV/m)	Read Level (dBuV)	Factor (dB/m)	Limit Line (dBuV/m)	Over Limit (dB)	APos (cm)	TPos (deg)	Remark	Pol/Phase	Note
1	5189.58	57.65	14.81	42.84	74.00	-16.35	193	175	Peak	Horizontal	
2 *	5278.00	117.68	74.77	42.91	68.20	49.48	193	175	Peak	Horizontal	
3	5366.50	59.29	16.34	42.95	74.00	-14.71	193	175	Peak	Horizontal	



TUV Rheinland Taiwan Ltd.  
No. 458-18, Sec 2, Fenliao, Linkou Dist., New Taipei City 244, Taiwan(R.O.C.)  
Tel: +886-2172-1000 Fax: +886-2172-1322



Peak	Freq (MHz)	Level (dBuV/m)	Read Level (dBuV)	Factor (dB/m)	Limit Line (dBuV/m)	Over Limit (dB)	APos (cm)	TPos (deg)	Remark	Pol/Phase	Note
1	4800.00	57.54	15.66	41.88	74.00	-16.46	183	178	Peak	Vertical	
2 *	5278.00	120.47	77.86	42.61	68.20	52.27	183	178	Peak	Vertical	
3	5366.00	63.14	20.39	42.75	74.00	-10.86	183	178	Peak	Vertical	

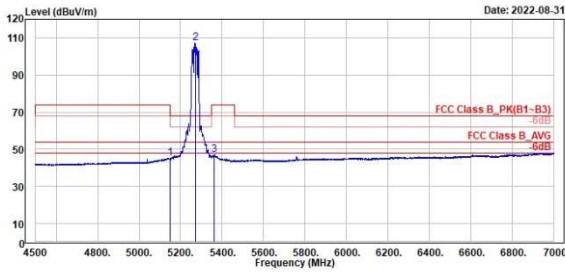
802.11ax HE40\_OFDMA

CH 54 (Horizontal) Average

CH 54 (Vertical) Average



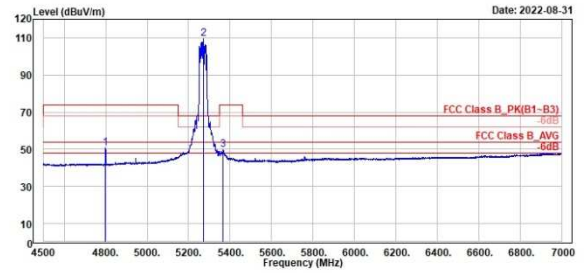
TUV Rheinland Taiwan Ltd.  
No. 458-18, Sec 2, Fenliao, Linkou Dist., New Taipei City 244, Taiwan(R.O.C.)  
Tel: +886-2172-1000 Fax: +886-2172-1322



Read	Limit	Over	APos	TPos	Remark	Pol/Phase	Note
Level	Line	Limit	cm	deg			
Factor							
dB/m	dBuV/m	dB	cm	deg			
45.16	54.00	-8.84	193	175	Average	Horizontal	
107.83	54.00	53.83	193	175	Average	Horizontal	
47.01	54.00	-6.99	193	175	Average	Horizontal	



TUV Rheinland Taiwan Ltd.  
No. 458-18, Sec 2, Fenliao, Linkou Dist., New Taipei City 244, Taiwan(R.O.C.)  
Tel: +886-2172-1000 Fax: +886-2172-1322



Read	Limit	Over	APos	TPos	Remark	Pol/Phase	Note
Level	Line	Limit	cm	deg			
Factor							
dB/m	dBuV/m	dB	cm	deg			
50.50	54.00	-3.50	183	178	Average	Vertical	
109.55	54.00	55.55	183	178	Average	Vertical	
49.60	54.00	-4.40	183	178	Average	Vertical	

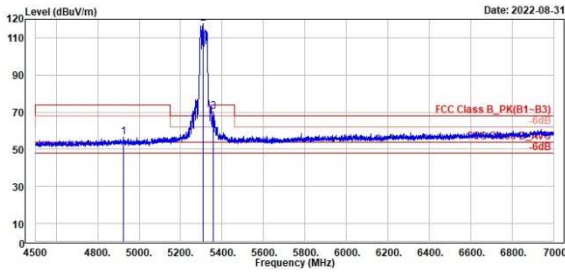
802.11ax HE40\_OFDMA

CH 62 (Horizontal) Peak

CH 62 (Vertical) Peak



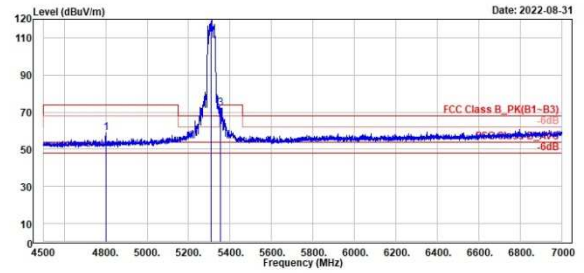
TÜV Rheinland Taiwan Ltd.  
No. 458-18, Sec 2, Fenliao, Linkou Dist., New Taipei City 244, Taiwan(R.O.C.)  
Tel: +886-2172-1000 Fax: +886-2172-1322



Peak	Freq	Level	Read	Factor	Limit	Over	APos	TPos	Remark	Pol/Phase	Note
	MHz	dBuV/m	dBuV	dB/m	dBuV/m	dB	cm	deg			
1	4922.58	56.78	14.36	42.42	74.00	-17.22	219	177	Peak	Horizontal	
2 *	5319.00	117.64	74.68	42.96	68.20	49.44	219	177	Peak	Horizontal	
3 !	5358.50	70.26	27.37	42.89	74.00	-3.74	219	177	Peak	Horizontal	



TÜV Rheinland Taiwan Ltd.  
No. 458-18, Sec 2, Fenliao, Linkou Dist., New Taipei City 244, Taiwan(R.O.C.)  
Tel: +886-2172-1000 Fax: +886-2172-1322



Peak	Freq	Level	Read	Factor	Limit	Over	APos	TPos	Remark	Pol/Phase	Note
	MHz	dBuV/m	dBuV	dB/m	dBuV/m	dB	cm	deg			
1	4800.00	58.93	17.05	41.88	74.00	-15.07	190	178	Peak	Vertical	
2 *	5319.00	119.76	77.06	42.70	68.20	51.56	190	178	Peak	Vertical	
3 !	5352.00	72.26	29.52	42.74	74.00	-1.74	190	178	Peak	Vertical	

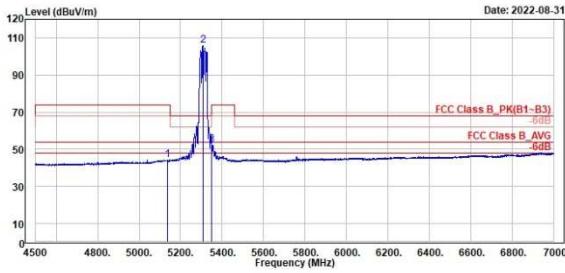
802.11ax HE40\_OFDMA

CH 62 (Horizontal) Average

CH 62 (Vertical) Average



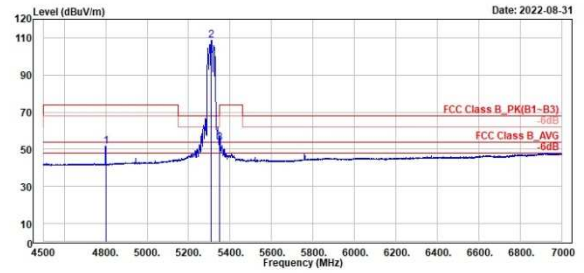
TUV Rheinland Taiwan Ltd.  
No. 458-18, Sec 2, Fenliao, Linkou Dist., New Taipei City 244, Taiwan(R.O.C.)  
Tel: +886-2172-1000 Fax: +886-2172-1322



Read	Limit	Over	APos	TPos	Remark	Pol/Phase	Note				
Freq	Level	Factor	Line	Limit							
MHz	dBuV/m	dBuV	dB/m	dBuV/m	dB	cm	deg				
1	5138.00	44.38	1.52	42.86	54.00	-9.62	219	177	Average	Horizontal	
2 *	5358.00	105.05	63.09	42.96	54.00	52.05	219	177	Average	Horizontal	
3 !	5358.00	52.69	9.86	42.83	54.00	-1.31	219	177	Average	Horizontal	



TUV Rheinland Taiwan Ltd.  
No. 458-18, Sec 2, Fenliao, Linkou Dist., New Taipei City 244, Taiwan(R.O.C.)  
Tel: +886-2172-1000 Fax: +886-2172-1322



Read	Limit	Over	APos	TPos	Remark	Pol/Phase	Note				
Freq	Level	Factor	Line	Limit							
MHz	dBuV/m	dBuV	dB/m	dBuV/m	dB	cm	deg				
1 !	4808.00	51.55	9.67	41.88	54.00	-2.45	190	178	Average	Vertical	
2 *	5358.00	100.72	66.02	42.70	54.00	54.72	190	178	Average	Vertical	
3 !	5358.50	53.19	10.46	42.73	54.00	-0.81	190	178	Average	Vertical	

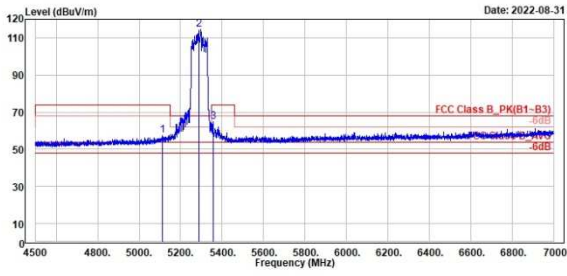
802.11ax HE80\_OFDMA

CH 58 (Horizontal) Peak

CH 58 (Vertical) Peak



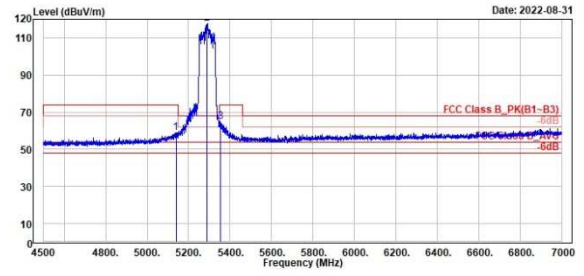
TUV Rheinland Taiwan Ltd.  
No. 458-18, Sec 2, Fenliao, Linkou Dist., New Taipei City 244, Taiwan(R.O.C.)  
Tel: +886-2172-1000 Fax: +886-2172-1322



Peak	Freq (MHz)	Level (dBuV/m)	Read Level (dBuV)	Factor (dB/m)	Limit Line (dBuV/m)	Over Limit (dB)	APos (cm)	TPos (deg)	Remark	Pol/Phase	Note
1	5112.00	57.43	14.59	42.84	74.00	-16.57	209	174	Peak	Horizontal	
2 *	5290.00	114.70	71.74	42.96	68.20	46.50	209	174	Peak	Horizontal	
3	5355.50	64.87	21.99	42.88	74.00	-9.13	209	174	Peak	Horizontal	



TUV Rheinland Taiwan Ltd.  
No. 458-18, Sec 2, Fenliao, Linkou Dist., New Taipei City 244, Taiwan(R.O.C.)  
Tel: +886-2172-1000 Fax: +886-2172-1322



Peak	Freq (MHz)	Level (dBuV/m)	Read Level (dBuV)	Factor (dB/m)	Limit Line (dBuV/m)	Over Limit (dB)	APos (cm)	TPos (deg)	Remark	Pol/Phase	Note
1	5139.00	58.99	16.63	42.36	74.00	-15.01	173	177	Peak	Vertical	
2 *	5290.00	117.54	74.88	42.66	68.20	49.34	173	177	Peak	Vertical	
3	5355.50	64.94	22.20	42.74	74.00	-9.06	173	177	Peak	Vertical	

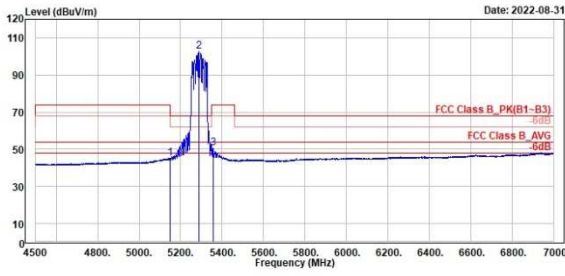
802.11ax HE80\_OFDMA

CH 58 (Horizontal) Average

CH 58 (Vertical) Average



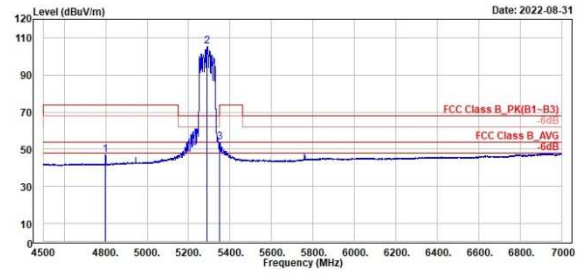
TUV Rheinland Taiwan Ltd.  
No. 458-18, Sec 2, Fenliao, Linkou Dist., New Taipei City 244, Taiwan(R.O.C.)  
Tel: +886-2172-1000 Fax: +886-2172-1322



Read	Level	Factor	Limit	Over	APos	TPos	Remark	Pol/Phase	Note
MHz	dBuV/m	dBuV	dB/m	dBuV/m	dB	cm	deg		
1	5148.00	45.33	2.46	42.87	54.00	-8.67	209	174	Average Horizontal
2 *	5298.00	102.86	59.90	42.96	54.00	48.86	209	174	Average Horizontal
3 !	5356.50	50.78	7.90	42.88	54.00	-3.22	209	174	Average Horizontal



TUV Rheinland Taiwan Ltd.  
No. 458-18, Sec 2, Fenliao, Linkou Dist., New Taipei City 244, Taiwan(R.O.C.)  
Tel: +886-2172-1000 Fax: +886-2172-1322



Read	Level	Factor	Limit	Over	APos	TPos	Remark	Pol/Phase	Note
MHz	dBuV/m	dBuV	dB/m	dBuV/m	dB	cm	deg		
1	4799.50	46.86	4.98	41.88	54.00	-7.14	173	177	Average Vertical
2 *	5298.00	105.21	62.55	42.66	54.00	51.21	173	177	Average Vertical
3 !	5358.50	53.85	11.12	42.73	54.00	-0.15	173	177	Average Vertical

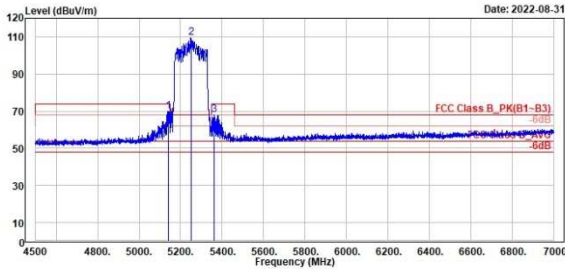
802.11ax HE160\_OFDMA

CH 50 (Horizontal) Peak

CH 50 (Vertical) Peak



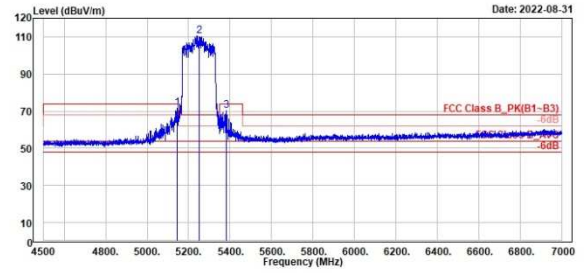
TUV Rheinland Taiwan Ltd.  
No. 458-18, Sec 2, Fenliao, Linkou Dist., New Taipei City 244, Taiwan(R.O.C.)  
Tel: +886-2172-1000 Fax: +886-2172-1322



Freq	Level	Read	Limit	Over	APos	TPos	Remark	Pol/Phase	Note
MHz	dBuV/m	dBuV	dB/m	dBuV/m	dB	cm	deg		
1   5142.50	69.72	26.85	42.87	74.00	-4.28	191	180 Peak	Horizontal	
2 * 5250.00	109.49	66.64	42.85	68.20	41.29	191	180 Peak	Horizontal	
3   5362.50	67.76	24.85	42.91	74.00	-6.24	191	180 Peak	Horizontal	



TUV Rheinland Taiwan Ltd.  
No. 458-18, Sec 2, Fenliao, Linkou Dist., New Taipei City 244, Taiwan(R.O.C.)  
Tel: +886-2172-1000 Fax: +886-2172-1322



Freq	Level	Read	Limit	Over	APos	TPos	Remark	Pol/Phase	Note
MHz	dBuV/m	dBuV	dB/m	dBuV/m	dB	cm	deg		
1   5146.50	71.47	29.10	42.37	74.00	-2.53	193	180 Peak	Vertical	
2 * 5250.00	110.56	68.01	42.55	68.20	42.36	193	180 Peak	Vertical	
3   5381.50	70.42	27.66	42.76	74.00	-3.58	193	180 Peak	Vertical	



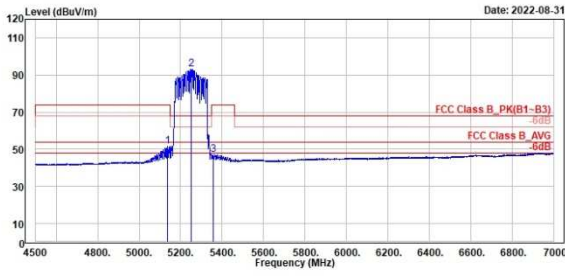
802.11ax HE160\_OMFDA

CH 50 (Horizontal) Average

CH 50 (Vertical) Average



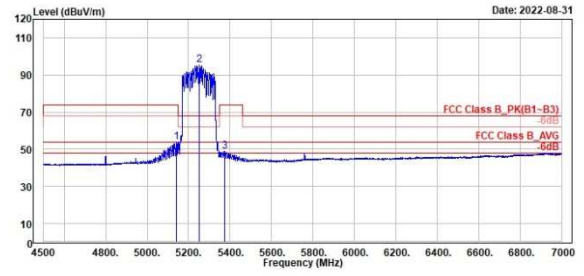
TUV Rheinland Taiwan Ltd.  
No. 458-18, Sec 2, Fenliao, Linkou Dist., New Taipei City 244, Taiwan(R.O.C.)  
Tel: +886-2172-1000 Fax: +886-2172-1322



Freq	Level	Read	Limit	Over	APos	TPos	Remark	Pol/Phase	Note
MHz	dBuV/m	dBuV	dB/m	dBuV/m	dB	cm	deg		
1   5136.50	51.72	8.86	42.86	54.00	-2.28	191	180	Average	Horizontal
2 * 5250.00	93.13	50.28	42.85	54.00	39.13	191	180	Average	Horizontal
3   5357.00	47.18	4.30	42.88	54.00	-6.82	191	180	Average	Horizontal



TUV Rheinland Taiwan Ltd.  
No. 458-18, Sec 2, Fenliao, Linkou Dist., New Taipei City 244, Taiwan(R.O.C.)  
Tel: +886-2172-1000 Fax: +886-2172-1322



Freq	Level	Read	Limit	Over	APos	TPos	Remark	Pol/Phase	Note
MHz	dBuV/m	dBuV	dB/m	dBuV/m	dB	cm	deg		
1   5142.00	53.80	11.43	42.37	54.00	-0.20	193	180	Average	Vertical
2 * 5250.00	95.28	52.73	42.55	54.00	41.28	193	180	Average	Vertical
3   5372.50	48.75	6.00	42.75	54.00	-5.25	193	180	Average	Vertical

Band Edges, 5.3GHz ~ 5.47GHz, 5.725GHz  
U-NII-2C

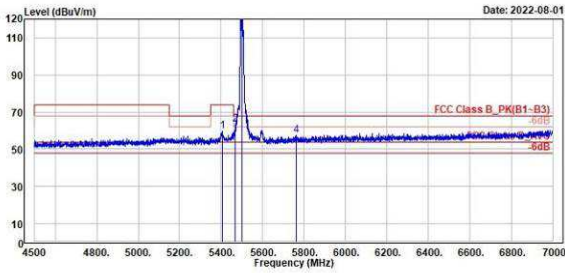
802.11a

CH 100 (Horizontal) Peak

CH 100 (Vertical) Peak



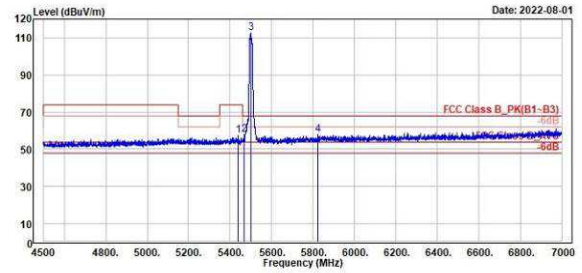
TÜV Rheinland Taiwan Ltd.  
No. 438-18, Sec 2, Fenhiao, Linkou Dist., New Taipei City 244, Taiwan(R.O.C.)  
Tel: +886-2172-1000 Fax: +886-2172-1322



Peak	Freq	Level	Read	Limit	Over	APos	TPos	Remark	Pol/Phase	Note
	MHz	dBuV/m	dBuV	dB/m	dBuV/m	dB	cm	deg		
1	5485.58	59.75	16.68	43.16	74.00	-14.24	100	293	Peak	Horizontal
2	5469.00	63.56	20.45	43.11	68.20	-4.64	100	293	Peak	Horizontal
3	5500.00	121.75	78.50	43.25	68.20	53.55	100	293	Peak	Horizontal
4	5760.50	57.40	14.01	43.39	68.20	-10.80	100	293	Peak	Horizontal



TÜV Rheinland Taiwan Ltd.  
No. 438-18, Sec 2, Fenhiao, Linkou Dist., New Taipei City 244, Taiwan(R.O.C.)  
Tel: +886-2172-1000 Fax: +886-2172-1322



Peak	Freq	Level	Read	Limit	Over	APos	TPos	Remark	Pol/Phase	Note
	MHz	dBuV/m	dBuV	dB/m	dBuV/m	dB	cm	deg		
1	5441.00	57.28	14.31	43.07	74.00	-16.72	100	33	Peak	Vertical
2	5469.00	57.87	14.84	43.03	68.20	-10.33	100	33	Peak	Vertical
3	5500.00	112.81	69.76	43.05	68.20	44.61	100	33	Peak	Vertical
4	5825.50	57.93	14.26	43.67	68.20	-10.27	100	33	Peak	Vertical

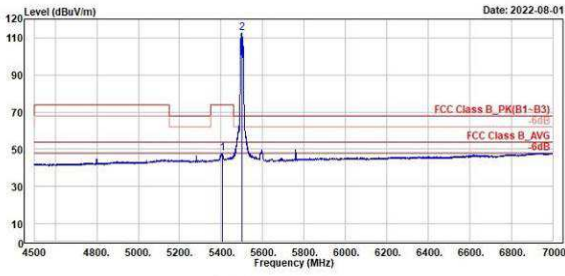
802.11a

CH 100 (Horizontal) Average

CH 100 (Vertical) Average



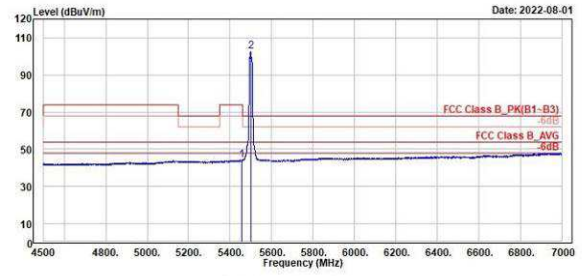
TÜV Rheinland Taiwan Ltd.  
No. 438-18, Sec 2, Fenhiao, Linkou Dist., New Taipei City 244, Taiwan(R.O.C.)  
Tel: +886-2172-1000 Fax: +886-2172-1322



Read	Level	Factor	Limit	Over	APos	TPos	Remark	Pol/Phase	Note
MHz	dBuV/m	dBuV	dB/m	dBuV/m	dB	cm	deg		
1	5405.50	48.07	4.91	43.16	54.00	-5.93	100	293	Average Horizontal
2	5500.00	112.64	69.39	43.25	54.00	58.64	100	293	Average Horizontal



TÜV Rheinland Taiwan Ltd.  
No. 438-18, Sec 2, Fenhiao, Linkou Dist., New Taipei City 244, Taiwan(R.O.C.)  
Tel: +886-2172-1000 Fax: +886-2172-1322



Read	Level	Factor	Limit	Over	APos	TPos	Remark	Pol/Phase	Note
MHz	dBuV/m	dBuV	dB/m	dBuV/m	dB	cm	deg		
1	5457.50	44.32	1.30	43.02	54.00	-9.68	100	33	Average Vertical
2	5500.00	102.52	59.47	43.05	54.00	48.52	100	33	Average Vertical

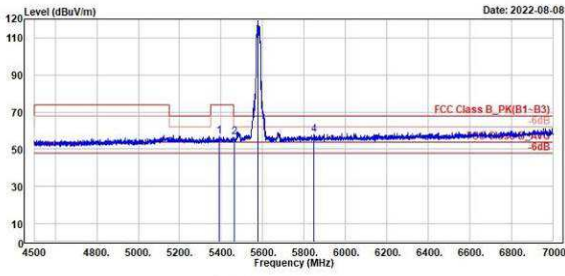
802.11a

CH 116 (Horizontal) Peak

CH 116 (Vertical) Peak



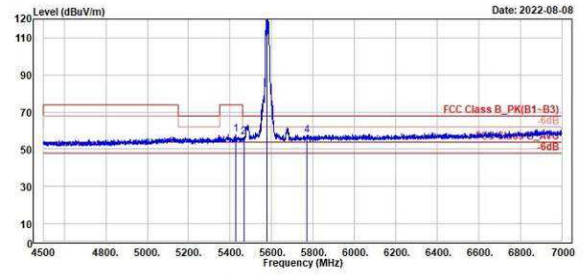
TÜV Rheinland Taiwan Ltd.  
No. 438-18, Sec 2, Fenhiao, Linkou Dist., New Taipei City 244, Taiwan(R.O.C.)  
Tel: +886-2172-1000 Fax: +886-2172-1322



Peak	Freq	Level	Read	Limit	Over	APos	TPos	Remark	Pol/Phase	Note
	MHz	dBuV/m	dBuV	dB/m	dBuV/m	dB	cm	deg		
1	5398.58	57.23	14.12	43.11	74.00	-16.77	256	350 Peak	Horizontal	
2	5464.58	56.56	13.47	43.09	68.20	-11.64	256	350 Peak	Horizontal	
3 *	5580.00	118.92	75.60	43.32	68.20	50.72	256	350 Peak	Horizontal	
4	5848.50	57.85	14.31	43.54	68.20	-10.35	256	350 Peak	Horizontal	



TÜV Rheinland Taiwan Ltd.  
No. 438-18, Sec 2, Fenhiao, Linkou Dist., New Taipei City 244, Taiwan(R.O.C.)  
Tel: +886-2172-1000 Fax: +886-2172-1322



Peak	Freq	Level	Read	Limit	Over	APos	TPos	Remark	Pol/Phase	Note
	MHz	dBuV/m	dBuV	dB/m	dBuV/m	dB	cm	deg		
1	5428.50	57.92	15.01	42.91	74.00	-16.08	237	360 Peak	Vertical	
2	5486.00	56.41	13.38	43.03	68.20	-11.79	237	360 Peak	Vertical	
3 *	5580.00	121.91	78.79	43.12	68.20	53.71	237	360 Peak	Vertical	
4	5769.00	57.58	14.07	43.51	68.20	-10.62	237	360 Peak	Vertical	



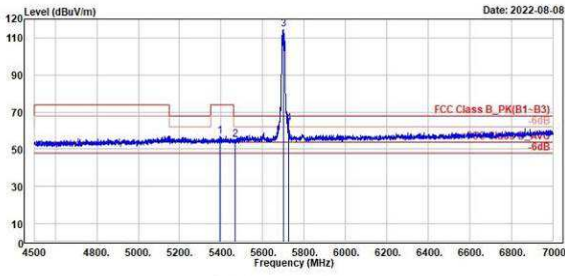
802.11a

CH 140 (Horizontal) Peak

CH 140 (Vertical) Peak



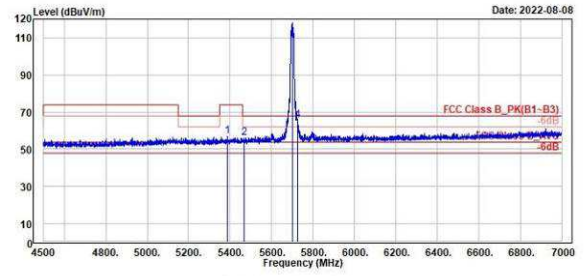
TÜV Rheinland Taiwan Ltd.  
No. 438-18, Sec 2, Fenhiao, Linkou Dist., New Taipei City 244, Taiwan(R.O.C.)  
Tel: +886-2172-1000 Fax: +886-2172-1322



Peak	Freq	Level	Read	Limit	Over	APos	TPos	Remark	Pol/Phase	Note
	MHz	dBuV/m	dBuV	dB/m	dBuV/m	dB	cm	deg		
1	5393.50	57.14	14.01	43.13	74.00	-16.86	246	360	Peak	Horizontal
2	5446.00	55.21	12.11	43.10	68.20	-12.99	246	360	Peak	Horizontal
3 *	5700.00	114.52	71.30	43.22	68.20	46.32	246	360	Peak	Horizontal
4 !	5725.00	63.96	20.67	43.29	68.20	-4.24	246	360	Peak	Horizontal



TÜV Rheinland Taiwan Ltd.  
No. 438-18, Sec 2, Fenhiao, Linkou Dist., New Taipei City 244, Taiwan(R.O.C.)  
Tel: +886-2172-1000 Fax: +886-2172-1322



Peak	Freq	Level	Read	Limit	Over	APos	TPos	Remark	Pol/Phase	Note
	MHz	dBuV/m	dBuV	dB/m	dBuV/m	dB	cm	deg		
1	5395.00	56.88	14.12	42.76	74.00	-17.12	253	336	Peak	Vertical
2	5446.50	56.01	12.98	43.03	68.20	-12.19	253	336	Peak	Vertical
3 *	5700.00	118.01	74.79	43.22	68.20	49.81	253	336	Peak	Vertical
4 !	5725.00	65.52	22.18	43.34	68.20	-2.68	253	336	Peak	Vertical

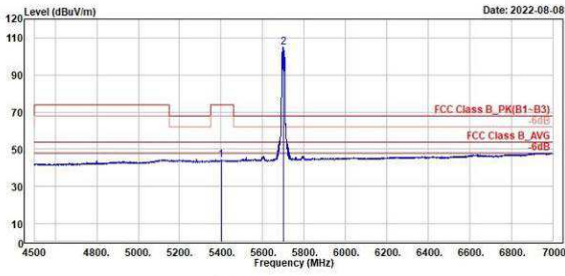
802.11a

CH 140 (Horizontal) Average

CH 140 (Vertical) Average



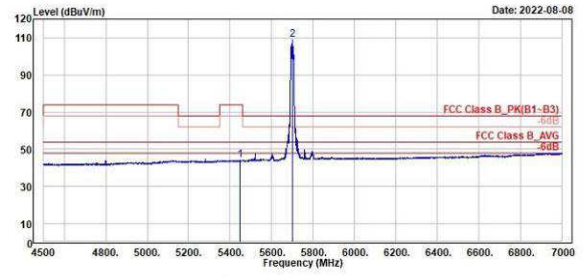
TUV Rheinland Taiwan Ltd.  
No. 438-18, Sec 2, Fenhiao, Linkou Dist., New Taipei City 244, Taiwan(R.O.C.)  
Tel: +886-2172-1000 Fax: +886-2172-1322



1	2	Read Level	Level Factor	Limit Line	Over Limit	APos	TPos	Remark	Pol/Phase	Note
MHz	dBuV/m	dBuV	dB/m	dBuV/m	dB	cm	deg			
1	5400.50	44.11	0.94	43.17	54.00	-9.89	246	360 Average	Horizontal	
2	5700.00	105.05	61.83	43.22	54.00	51.05	246	360 Average	Horizontal	



TUV Rheinland Taiwan Ltd.  
No. 438-18, Sec 2, Fenhiao, Linkou Dist., New Taipei City 244, Taiwan(R.O.C.)  
Tel: +886-2172-1000 Fax: +886-2172-1322



1	2	Read Level	Level Factor	Limit Line	Over Limit	APos	TPos	Remark	Pol/Phase	Note
MHz	dBuV/m	dBuV	dB/m	dBuV/m	dB	cm	deg			
1	5449.00	44.14	1.13	43.01	54.00	-9.86	253	336 Average	Vertical	
2	5700.00	109.12	65.90	43.22	54.00	55.12	253	336 Average	Vertical	

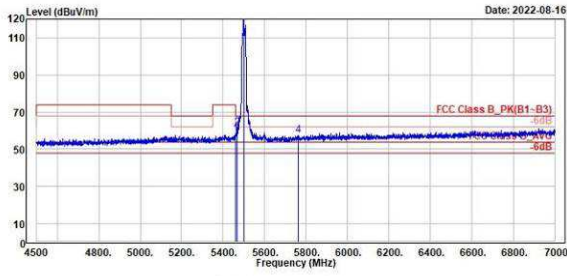
802.11ax HE20\_OFDM

CH 100 (Horizontal) Peak

CH 100 (Vertical) Peak



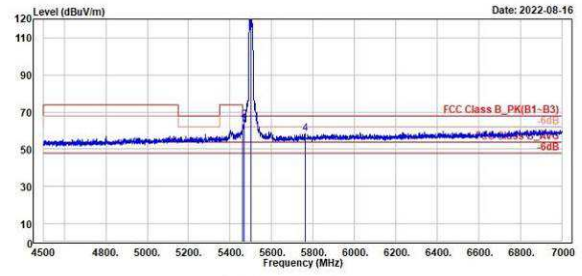
TUV Rheinland Taiwan Ltd.  
No. 438-18, Sec 2, Fenhiao, Linkou Dist., New Taipei City 244, Taiwan(R.O.C.)  
Tel: +886-2172-1000 Fax: +886-2172-1322



Peak	Freq (MHz)	Level (dBuV/m)	Read Level (dBuV)	Factor (dB/m)	Limit Line (dBuV/m)	Over Limit (dB)	APos (cm)	TPos (deg)	Remark	Pol/Phase	Note
1	5458.00	57.92	14.87	43.05	74.00	-16.08	295	360	Peak	Horizontal	
2	5467.00	61.55	18.45	43.10	68.20	-6.65	295	360	Peak	Horizontal	
3	5500.00	121.49	78.24	43.25	68.20	53.29	295	360	Peak	Horizontal	
4	5760.50	57.65	14.26	43.39	68.20	-10.55	295	360	Peak	Horizontal	



TUV Rheinland Taiwan Ltd.  
No. 438-18, Sec 2, Fenhiao, Linkou Dist., New Taipei City 244, Taiwan(R.O.C.)  
Tel: +886-2172-1000 Fax: +886-2172-1322



Peak	Freq (MHz)	Level (dBuV/m)	Read Level (dBuV)	Factor (dB/m)	Limit Line (dBuV/m)	Over Limit (dB)	APos (cm)	TPos (deg)	Remark	Pol/Phase	Note
1	5458.00	63.28	20.26	43.02	74.00	-10.72	247	350	Peak	Vertical	
2	5469.50	65.93	22.90	43.03	68.20	-2.27	247	350	Peak	Vertical	
3	5500.00	125.32	82.27	43.05	68.20	57.12	247	350	Peak	Vertical	
4	5760.50	58.24	14.75	43.49	68.20	-9.96	247	350	Peak	Vertical	



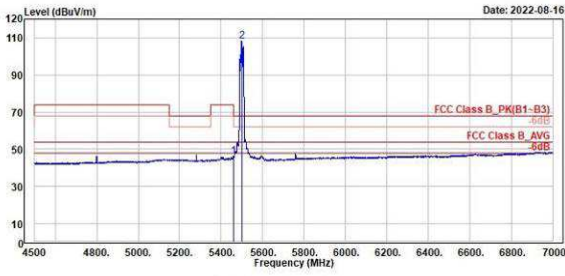
802.11ax HE20\_OFDM

CH 100 (Horizontal) Average

CH 100 (Vertical) Average



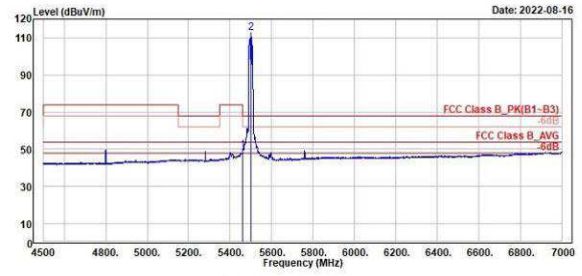
TÜV Rheinland Taiwan Ltd.  
No. 438-18, Sec 2, Fenhiao, Linkou Dist., New Taipei City 244, Taiwan(R.O.C.)  
Tel: +886-2172-1000 Fax: +886-2172-1322



Read	Level	Factor	Limit	Over	APos	TPos	Remark	Pol/Phase	Note
MHz	dBuV/m	dBuV	dB/m	dBuV/m	dB	cm	deg		
1	5460.00	46.28	3.22	43.06	54.00	-7.72	295	360	Average Horizontal
2 *	5500.00	108.21	64.96	43.25	54.00	54.21	295	360	Average Horizontal



TÜV Rheinland Taiwan Ltd.  
No. 438-18, Sec 2, Fenhiao, Linkou Dist., New Taipei City 244, Taiwan(R.O.C.)  
Tel: +886-2172-1000 Fax: +886-2172-1322



Read	Level	Factor	Limit	Over	APos	TPos	Remark	Pol/Phase	Note
MHz	dBuV/m	dBuV	dB/m	dBuV/m	dB	cm	deg		
1	5460.00	49.47	6.45	43.02	54.00	-4.53	247	350	Average Vertical
2 *	5500.00	112.56	69.51	43.05	54.00	58.56	247	350	Average Vertical

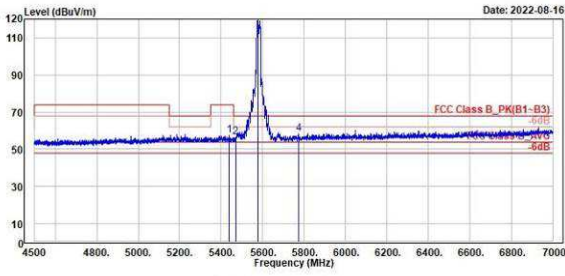
802.11ax HE20\_OFDM

CH 116 (Horizontal) Peak

CH 116 (Vertical) Peak



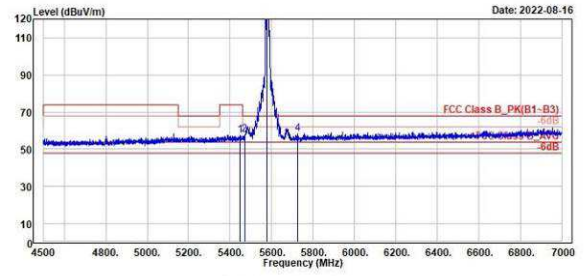
TÜV Rheinland Taiwan Ltd.  
No. 438-18, Sec 2, Fenhiao, Linkou Dist., New Taipei City 244, Taiwan(R.O.C.)  
Tel: +886-2172-1000 Fax: +886-2172-1322



Peak	Freq (MHz)	Level (dBuV/m)	Read Level (dBuV)	Factor (dB/m)	Limit Line (dBuV/m)	Over Limit (dB)	APos (cm)	TPos (deg)	Remark	Pol/Phase	Note
1	5438.58	57.38	14.24	43.06	74.00	-16.70	270	352	Peak	Horizontal	
2	5476.00	56.39	13.28	43.11	68.20	-11.81	270	352	Peak	Horizontal	
3	5589.00	121.04	77.72	43.32	68.20	52.84	270	352	Peak	Horizontal	
4	5775.50	58.50	15.07	43.43	68.20	-9.70	270	352	Peak	Horizontal	



TÜV Rheinland Taiwan Ltd.  
No. 438-18, Sec 2, Fenhiao, Linkou Dist., New Taipei City 244, Taiwan(R.O.C.)  
Tel: +886-2172-1000 Fax: +886-2172-1322



Peak	Freq (MHz)	Level (dBuV/m)	Read Level (dBuV)	Factor (dB/m)	Limit Line (dBuV/m)	Over Limit (dB)	APos (cm)	TPos (deg)	Remark	Pol/Phase	Note
1	5448.50	57.71	14.71	43.00	74.00	-16.29	244	2	Peak	Vertical	
2	5476.00	57.73	14.70	43.03	68.20	-10.47	244	2	Peak	Vertical	
3	5589.00	125.28	82.16	43.12	68.20	57.08	244	2	Peak	Vertical	
4	5726.50	58.26	14.91	43.35	68.20	-9.94	244	2	Peak	Vertical	

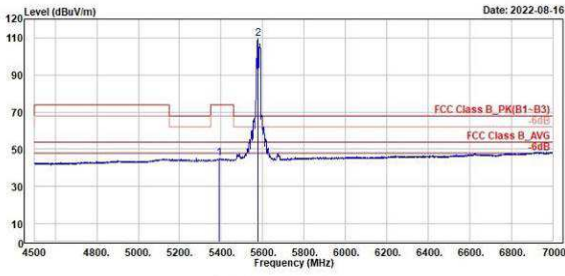
802.11ax HE20\_OFDM

CH 116 (Horizontal) Average

CH 116 (Vertical) Average



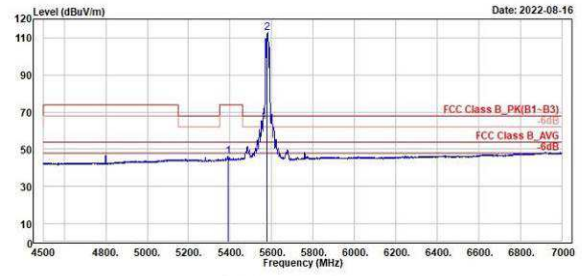
TÜV Rheinland Taiwan Ltd.  
No. 438-18, Sec 2, Fenhiao, Linkou Dist., New Taipei City 244, Taiwan(R.O.C.)  
Tel: +886-2172-1000 Fax: +886-2172-1322



Read	Level	Factor	Limit	Over	Apos	TPos	Remark	Pol/Phase	Note
MHz	dBuV/m	dBuV	dB/m	dBuV/m	dB	cm	deg		
1	5391.50	45.31	2.19	43.12	54.00	-8.69	270	352 Average	Horizontal
2 *	5580.00	109.50	66.18	43.32	54.00	55.50	270	352 Average	Horizontal



TÜV Rheinland Taiwan Ltd.  
No. 438-18, Sec 2, Fenhiao, Linkou Dist., New Taipei City 244, Taiwan(R.O.C.)  
Tel: +886-2172-1000 Fax: +886-2172-1322



Read	Level	Factor	Limit	Over	Apos	TPos	Remark	Pol/Phase	Note
MHz	dBuV/m	dBuV	dB/m	dBuV/m	dB	cm	deg		
1	5388.50	46.24	3.48	42.76	54.00	-7.76	244	2 Average	Vertical
2 *	5580.00	112.52	69.40	43.12	54.00	58.52	244	2 Average	Vertical

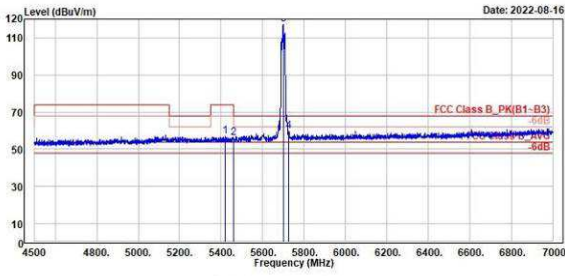
802.11ax HE20\_OFDM

CH 140 (Horizontal) Peak

CH 140 (Vertical) Peak



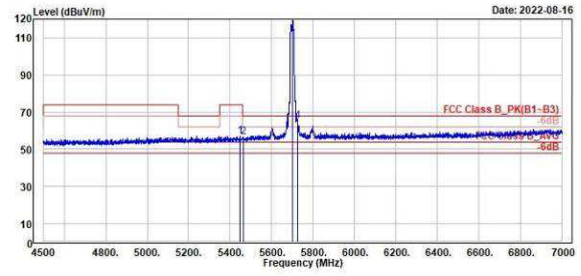
TUV Rheinland Taiwan Ltd.  
No. 438-18, Sec 2, Fenhiao, Linkou Dist., New Taipei City 244, Taiwan(R.O.C.)  
Tel: +886-2172-1000 Fax: +886-2172-1322



Peak	Freq (MHz)	Level (dBuV/m)	Read Level (dBuV)	Factor	Limit Line (dB/m)	Over Limit (dBuV/m)	APos (dB)	TPos (cm)	Remark	Pol/Phase	Note
1	5418.58	56.89	13.77	43.12	74.00	-17.11	297	360	Peak	Horizontal	
2	5460.00	56.22	13.16	43.06	68.20	-11.98	297	360	Peak	Horizontal	
3 *	5700.00	117.37	74.15	43.22	68.20	49.17	297	360	Peak	Horizontal	
4	5727.50	59.83	16.53	43.30	68.20	-8.37	297	360	Peak	Horizontal	



TUV Rheinland Taiwan Ltd.  
No. 438-18, Sec 2, Fenhiao, Linkou Dist., New Taipei City 244, Taiwan(R.O.C.)  
Tel: +886-2172-1000 Fax: +886-2172-1322



Peak	Freq (MHz)	Level (dBuV/m)	Read Level (dBuV)	Factor	Limit Line (dB/m)	Over Limit (dB)	APos (cm)	TPos (deg)	Remark	Pol/Phase	Note
1	5447.00	57.15	14.15	43.00	74.00	-16.85	277	2	Peak	Vertical	
2	5462.00	56.65	13.63	43.02	68.20	-11.55	277	2	Peak	Vertical	
3 *	5700.00	120.03	76.81	43.22	68.20	51.83	277	2	Peak	Vertical	
4 !	5725.00	65.16	21.82	43.34	68.20	-3.04	277	2	Peak	Vertical	

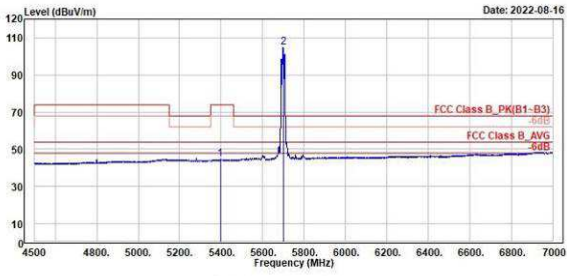
802.11ax HE20\_OFDM

CH 140 (Horizontal) Average

CH 140 (Vertical) Average



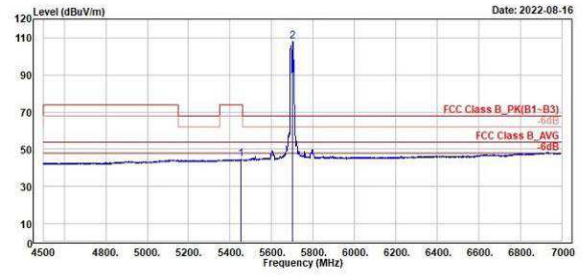
TÜV Rheinland Taiwan Ltd.  
No. 438-18, Sec 2, Fenhiao, Linkou Dist., New Taipei City 244, Taiwan(R.O.C.)  
Tel: +886-2172-1000 Fax: +886-2172-1322



1	2	3	4	5	6	7	8	9	10	11	12	13	14	15	16	17	18	19	20
MHz	Level	Read	Level	Factor	Limit	Over	APos	TPos	Remark	Pol/Phase	Note								
MHz	dBuV/m	dBuV	dB/m	dB/m	dBuV/m	dB	cm	deg											
5396.58	44.52	1.37	43.15	54.00	-9.48	297	360	Average	Horizontal										
5700.00	104.87	61.65	43.22	54.00	50.87	297	360	Average	Horizontal										



TÜV Rheinland Taiwan Ltd.  
No. 438-18, Sec 2, Fenhiao, Linkou Dist., New Taipei City 244, Taiwan(R.O.C.)  
Tel: +886-2172-1000 Fax: +886-2172-1322



1	2	3	4	5	6	7	8	9	10	11	12	13	14	15	16	17	18	19	20
MHz	Level	Read	Level	Factor	Limit	Over	APos	TPos	Remark	Pol/Phase	Note								
MHz	dBuV/m	dBuV	dB/m	dB/m	dBuV/m	dB	cm	deg											
5452.00	44.52	1.58	43.02	54.00	-9.48	277	2	Average	Vertical										
5700.00	108.28	65.06	43.22	54.00	54.28	277	2	Average	Vertical										

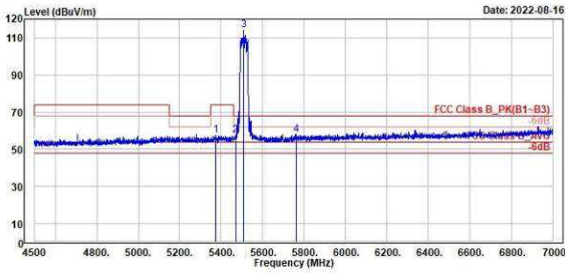
802.11ax HE40\_OFDM

CH 102 (Horizontal) Peak

CH 102 (Vertical) Peak



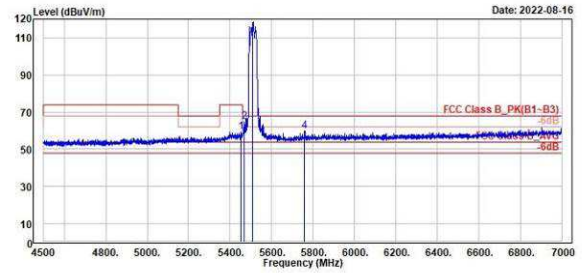
TUV Rheinland Taiwan Ltd.  
No. 438-18, Sec 2, Fenhiao, Linkou Dist., New Taipei City 244, Taiwan(R.O.C.)  
Tel: +886-2172-1000 Fax: +886-2172-1322



Peak	Freq MHz	Level dBuV/m	Read Level Factor	Limit Line	Over Limit	APos	TPos	Remark	Pol/Phase	Note
	MHz	dBuV/m	dBuV	dB/m	dBuV/m	dB	cm	deg		
1	5374.00	57.36	14.37	42.99	74.00	-16.64	266	13 Peak	Horizontal	
2	5470.00	57.39	14.28	43.11	68.20	-10.81	266	13 Peak	Horizontal	
3 *	5510.00	113.87	70.61	43.26	68.20	45.67	266	13 Peak	Horizontal	
4	5760.50	58.08	14.69	43.39	68.20	-10.12	266	13 Peak	Horizontal	



TUV Rheinland Taiwan Ltd.  
No. 438-18, Sec 2, Fenhiao, Linkou Dist., New Taipei City 244, Taiwan(R.O.C.)  
Tel: +886-2172-1000 Fax: +886-2172-1322



Peak	Freq MHz	Level dBuV/m	Read Level Factor	Limit Line	Over Limit	APos	TPos	Remark	Pol/Phase	Note
	MHz	dBuV/m	dBuV	dB/m	dBuV/m	dB	cm	deg		
1	5453.00	59.19	16.17	43.02	74.00	-14.81	272	350 Peak	Vertical	
2	5486.50	64.80	21.77	43.03	68.20	-3.40	272	350 Peak	Vertical	
3 *	5510.00	118.48	75.42	43.06	68.20	50.28	272	350 Peak	Vertical	
4	5760.00	59.97	16.48	43.49	68.20	-8.23	272	350 Peak	Vertical	

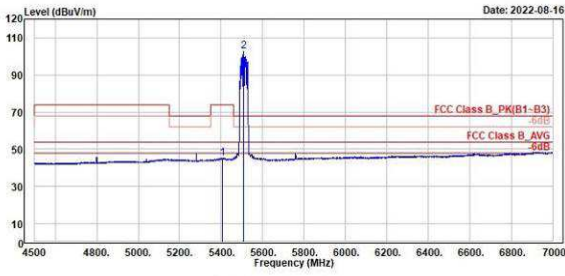
802.11ax HE40\_OFDM

CH 102 (Horizontal) Average

CH 102 (Vertical) Average



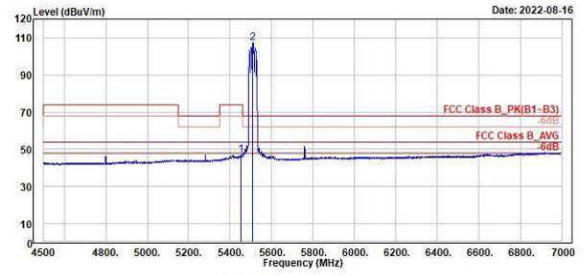
TÜV Rheinland Taiwan Ltd.  
No. 438-18, Sec 2, Fenhiao, Linkou Dist., New Taipei City 244, Taiwan(R.O.C.)  
Tel: +886-2172-1000 Fax: +886-2172-1322



Read	Level	Factor	Limit	Over	APos	TPos	Remark	Pol/Phase	Note
MHz	dBuV/m	dBuV	dB/m	dBuV/m	dB	cm	deg		
1	5408.00	45.39	2.24	43.15	54.00	-8.61	266	13	Average Horizontal
2 *	5510.00	102.44	59.18	43.26	54.00	48.44	266	13	Average Horizontal



TÜV Rheinland Taiwan Ltd.  
No. 438-18, Sec 2, Fenhiao, Linkou Dist., New Taipei City 244, Taiwan(R.O.C.)  
Tel: +886-2172-1000 Fax: +886-2172-1322



Read	Level	Factor	Limit	Over	APos	TPos	Remark	Pol/Phase	Note
MHz	dBuV/m	dBuV	dB/m	dBuV/m	dB	cm	deg		
1	5453.50	46.78	3.76	43.02	54.00	-7.22	272	350	Average Vertical
2 *	5510.00	107.33	64.27	43.06	54.00	53.33	272	350	Average Vertical

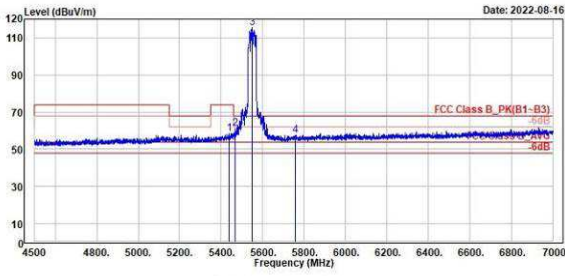
802.11ax HE40\_OFDM

CH 110 (Horizontal) Peak

CH 110 (Vertical) Peak



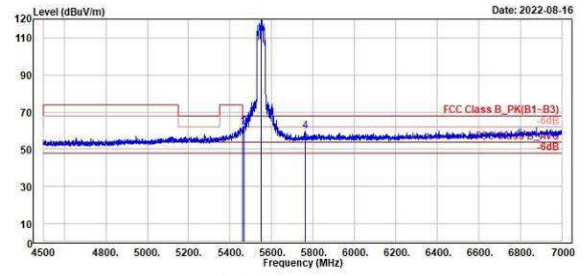
TUV Rheinland Taiwan Ltd.  
No. 438-18, Sec 2, Fenhiao, Linkou Dist., New Taipei City 244, Taiwan(R.O.C.)  
Tel: +886-2172-1000 Fax: +886-2172-1322



	Read	Limit	Over	APos	TPos	Remark	Pol/Phase	Note	
1	5437.58	58.63	15.58	43.05	74.00	-15.37	264	9 Peak	Horizontal
2	5468.00	69.94	17.84	43.10	68.20	-7.26	264	9 Peak	Horizontal
3 *	5558.00	115.53	72.23	43.30	68.20	47.33	264	9 Peak	Horizontal
4	5760.00	57.56	14.17	43.39	68.20	-10.64	264	9 Peak	Horizontal



TUV Rheinland Taiwan Ltd.  
No. 438-18, Sec 2, Fenhiao, Linkou Dist., New Taipei City 244, Taiwan(R.O.C.)  
Tel: +886-2172-1000 Fax: +886-2172-1322



	Read	Limit	Over	APos	TPos	Remark	Pol/Phase	Note	
1	5468.00	61.94	18.92	43.02	68.20	-6.26	257	360 Peak	Vertical
2	5469.50	62.20	19.17	43.03	68.20	-6.00	257	360 Peak	Vertical
3 *	5558.00	120.39	77.29	43.10	68.20	52.19	257	360 Peak	Vertical
4	5760.50	59.95	16.46	43.49	68.20	-8.25	257	360 Peak	Vertical



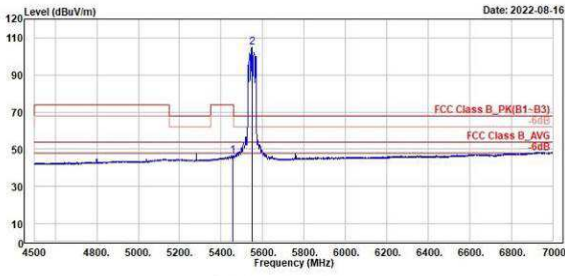
802.11ax HE40\_OFDM

CH 110 (Horizontal) Average

CH 110 (Vertical) Average



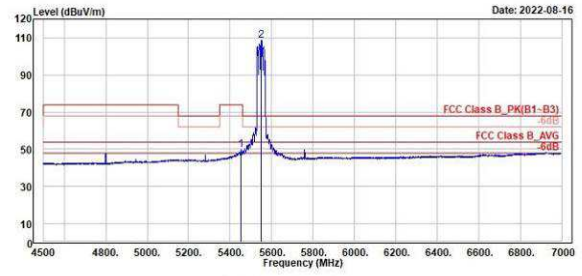
TÜV Rheinland Taiwan Ltd.  
No. 438-18, Sec 2, Fenliiao, Linkou Dist., New Taipei City 244, Taiwan(R.O.C.)  
Tel: +886-2172-1000 Fax: +886-2172-1322



Read	Level	Factor	Limit	Over	APos	TPos	Remark	Pol/Phase	Note
MHz	dBuV/m	dBuV	dB/m	dBuV/m	dB	cm	deg		
1	5457.00	46.50	3.45	43.05	54.00	-7.50	264	9	Average Horizontal
2 *	5550.00	104.73	61.43	43.30	54.00	50.73	264	9	Average Horizontal



TÜV Rheinland Taiwan Ltd.  
No. 438-18, Sec 2, Fenliiao, Linkou Dist., New Taipei City 244, Taiwan(R.O.C.)  
Tel: +886-2172-1000 Fax: +886-2172-1322



Read	Level	Factor	Limit	Over	APos	TPos	Remark	Pol/Phase	Note
MHz	dBuV/m	dBuV	dB/m	dBuV/m	dB	cm	deg		
1	5452.50	49.71	6.69	43.02	54.00	-4.29	257	360	Average Vertical
2 *	5550.00	108.76	65.66	43.10	54.00	54.76	257	360	Average Vertical

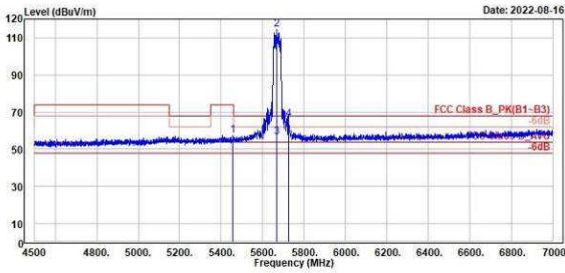
802.11ax HE40\_OFDM

CH 134 (Horizontal) Peak

CH 134 (Vertical) Peak



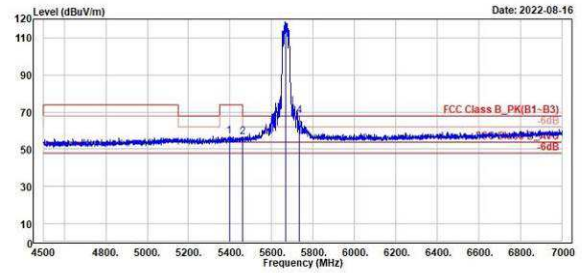
TÜV Rheinland Taiwan Ltd.  
No. 438-18, Sec 2, Fenhiao, Linkou Dist., New Taipei City 244, Taiwan(R.O.C.)  
Tel: +886-2172-1000 Fax: +886-2172-1322



Peak	Freq	Level	Read	Limit	Over	APos	TPos	Remark	Pol/Phase	Note
	MHz	dBuV/m	dBuV	dB/m	dBuV/m	dB	cm	deg		
1	5455.00	57.34	14.38	43.04	74.00	-16.66	289	360	Peak	Horizontal
2 *	5670.00	114.70	71.57	43.13	68.20	46.50	289	360	Peak	Horizontal
3	5670.00	56.45	13.32	43.13	68.20	-11.75	289	360	Peak	Horizontal
4 !	5725.50	66.38	23.09	43.29	68.20	-1.02	289	360	Peak	Horizontal



TÜV Rheinland Taiwan Ltd.  
No. 438-18, Sec 2, Fenhiao, Linkou Dist., New Taipei City 244, Taiwan(R.O.C.)  
Tel: +886-2172-1000 Fax: +886-2172-1322



Peak	Freq	Level	Read	Limit	Over	APos	TPos	Remark	Pol/Phase	Note
	MHz	dBuV/m	dBuV	dB/m	dBuV/m	dB	cm	deg		
1	5306.50	56.97	14.28	42.77	74.00	-17.03	275	2	Peak	Vertical
2	5460.50	56.65	13.63	43.02	68.20	-11.55	275	2	Peak	Vertical
3 *	5670.00	118.71	75.52	43.19	68.20	50.51	275	2	Peak	Vertical
4 !	5733.00	68.05	24.68	43.37	68.20	-0.15	275	2	Peak	Vertical

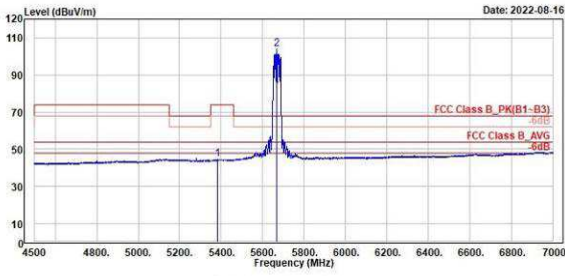
802.11ax HE40\_OFDM

CH 134 (Horizontal) Average

CH 134 (Vertical) Average



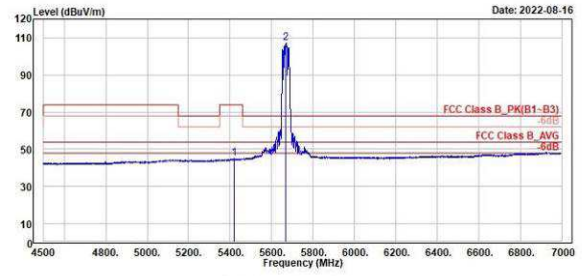
TÜV Rheinland Taiwan Ltd.  
No. 438-18, Sec 2, Fenhiao, Linkou Dist., New Taipei City 244, Taiwan(R.O.C.)  
Tel: +886-2172-1000 Fax: +886-2172-1322



Read	Level	Factor	Limit	Over	Apos	TPos	Remark	Pol/Phase	Note
MHz	dBuV/m	dBuV	dB/m	dBuV/m	dB	cm	deg		
1	5381.58	44.68	1.55	43.05	54.00	-9.40	289	360	Average Horizontal
2 *	5670.00	103.81	60.68	43.13	54.00	49.81	289	360	Average Horizontal



TÜV Rheinland Taiwan Ltd.  
No. 438-18, Sec 2, Fenhiao, Linkou Dist., New Taipei City 244, Taiwan(R.O.C.)  
Tel: +886-2172-1000 Fax: +886-2172-1322



Read	Level	Factor	Limit	Over	Apos	TPos	Remark	Pol/Phase	Note
MHz	dBuV/m	dBuV	dB/m	dBuV/m	dB	cm	deg		
1	5418.00	44.98	2.12	42.86	54.00	-9.02	275	2	Average Vertical
2 *	5670.00	107.34	64.15	43.19	54.00	53.34	275	2	Average Vertical

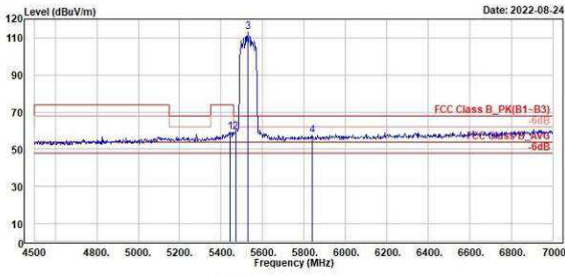
802.11ax HE80\_OFDM

CH 106 (Horizontal) Peak

CH 106 (Vertical) Peak



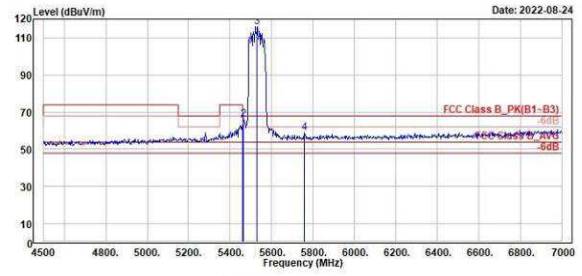
TÜV Rheinland Taiwan Ltd.  
No. 438-18, Sec. 2, Fenhiao, Linkou Dist., New Taipei City 244, Taiwan(R.O.C.)  
Tel: +886-2172-1000 Fax: +886-2172-1322



Peak	Freq (MHz)	Level (dBuV/m)	Read Level (dBuV)	Factor	Limit Line (dBuV/m)	Over Limit (dB)	APos (cm)	TPos (deg)	Remark	Pol/Phase	Note
1	5445.00	59.33	16.30	43.03	74.00	-14.67	274	3	Peak	Horizontal	
2	5470.00	59.42	16.31	43.11	68.20	-8.78	274	3	Peak	Horizontal	
3 *	5530.00	113.05	69.77	43.28	68.20	44.85	274	3	Peak	Horizontal	
4	5840.00	57.64	14.11	43.53	68.20	-10.56	274	3	Peak	Horizontal	



TÜV Rheinland Taiwan Ltd.  
No. 438-18, Sec. 2, Fenhiao, Linkou Dist., New Taipei City 244, Taiwan(R.O.C.)  
Tel: +886-2172-1000 Fax: +886-2172-1322



Peak	Freq (MHz)	Level (dBuV/m)	Read Level (dBuV)	Factor	Limit Line (dBuV/m)	Over Limit (dB)	APos (cm)	TPos (deg)	Remark	Pol/Phase	Note
1	5460.00	62.85	19.83	43.02	68.20	-5.35	264	3	Peak	Vertical	
2	5465.00	66.02	22.99	43.03	68.20	-2.18	264	3	Peak	Vertical	
3 *	5530.00	115.91	72.83	43.08	68.20	47.71	264	3	Peak	Vertical	
4	5760.00	58.99	15.50	43.49	68.20	-9.21	264	3	Peak	Vertical	

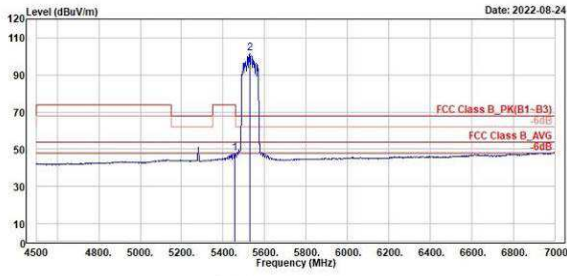
802.11ax HE80\_OFDM

CH 106 (Horizontal) Average

CH 106 (Vertical) Average



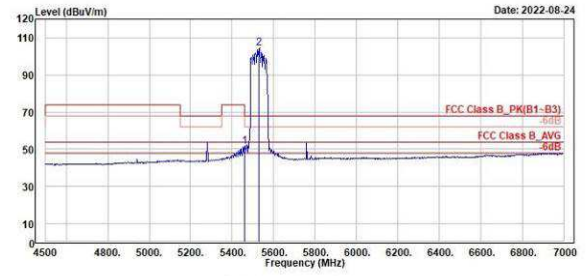
TÜV Rheinland Taiwan Ltd.  
No. 438-18, Sec 2, Fenhiao, Linkou Dist., New Taipei City 244, Taiwan(R.O.C.)  
Tel: +886-2172-1000 Fax: +886-2172-1322



Read	Level	Factor	Limit	Over	APos	TPos	Remark	Pol/Phase	Note
MHz	dBuV/m	dBuV	dB/m	dBuV/m	dB	cm	deg		
1	5457.58	48.04	4.99	43.05	54.00	-5.96	274	3 Average	Horizontal
2 *	5530.00	101.70	58.42	43.28	54.00	47.70	274	3 Average	Horizontal



TÜV Rheinland Taiwan Ltd.  
No. 438-18, Sec 2, Fenhiao, Linkou Dist., New Taipei City 244, Taiwan(R.O.C.)  
Tel: +886-2172-1000 Fax: +886-2172-1322



Read	Level	Factor	Limit	Over	APos	TPos	Remark	Pol/Phase	Note
MHz	dBuV/m	dBuV	dB/m	dBuV/m	dB	cm	deg		
1	5460.00	51.51	8.49	43.02	54.00	-2.49	264	3 Average	Vertical
2 *	5530.00	104.60	61.52	43.08	54.00	50.60	264	3 Average	Vertical

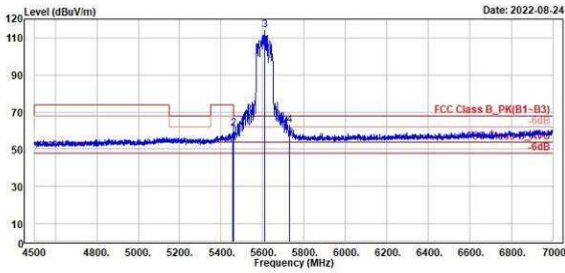
802.11ax HE80\_OFDM

CH 122 (Horizontal) Peak

CH 122 (Vertical) Peak



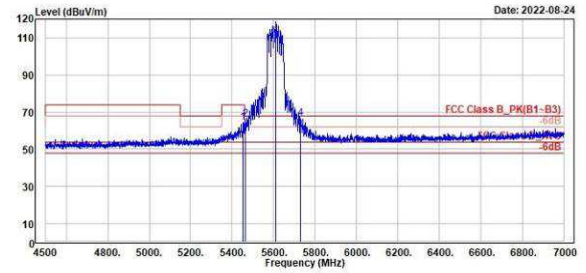
TUV Rheinland Taiwan Ltd.  
No. 438-18, Sec 2, Fenhiao, Linkou Dist., New Taipei City 244, Taiwan(R.O.C.)  
Tel: +886-2172-1000 Fax: +886-2172-1322



Peak	Freq (MHz)	Level (dBuV/m)	Read Level (dBuV)	Factor	Limit (dBuV/m)	Over (dB)	APos (cm)	TPos (deg)	Remark	Pol/Phase	Note
1	5454.50	59.00	15.96	43.04	74.00	-15.00	354	19	Peak	Horizontal	
2	5460.50	61.27	18.21	43.06	68.20	-6.93	354	19	Peak	Horizontal	
3 *	5610.00	113.85	70.57	43.28	68.20	45.65	354	19	Peak	Horizontal	
4 !	5731.00	63.05	19.75	43.30	68.20	-5.15	354	19	Peak	Horizontal	



TUV Rheinland Taiwan Ltd.  
No. 438-18, Sec 2, Fenhiao, Linkou Dist., New Taipei City 244, Taiwan(R.O.C.)  
Tel: +886-2172-1000 Fax: +886-2172-1322



Peak	Freq (MHz)	Level (dBuV/m)	Read Level (dBuV)	Factor	Limit (dBuV/m)	Over (dB)	APos (cm)	TPos (deg)	Remark	Pol/Phase	Note
1	5451.50	64.20	21.18	43.02	74.00	-9.80	280	360	Peak	Vertical	
2 !	5465.00	66.17	23.14	43.03	68.20	-2.03	280	360	Peak	Vertical	
3 *	5610.00	118.58	75.44	43.14	68.20	50.38	280	360	Peak	Vertical	
4 !	5731.50	66.51	23.14	43.37	68.20	-1.69	280	360	Peak	Vertical	

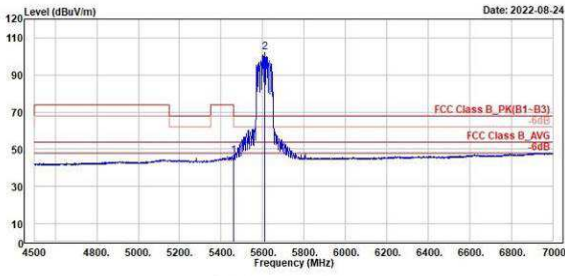
802.11ax HE80\_OFDM

CH 122 (Horizontal) Average

CH 122 (Vertical) Average



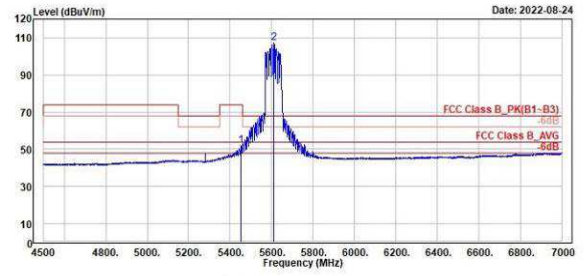
TÜV Rheinland Taiwan Ltd.  
No. 438-18, Sec 2, Fenhiao, Linkou Dist., New Taipei City 244, Taiwan(R.O.C.)  
Tel: +886-2172-1000 Fax: +886-2172-1322



Read	Level	Factor	Limit	Over	Apos	TPos	Remark	Pol/Phase	Note
MHz	dBuV/m	dBuV	dB/m	dBuV/m	dB	cm	deg		
1	5460.00	46.74	3.68	43.06	54.00	-7.26	354	19	Average Horizontal
2 *	5610.00	102.11	58.83	43.28	54.00	48.11	354	19	Average Horizontal



TÜV Rheinland Taiwan Ltd.  
No. 438-18, Sec 2, Fenhiao, Linkou Dist., New Taipei City 244, Taiwan(R.O.C.)  
Tel: +886-2172-1000 Fax: +886-2172-1322



Read	Level	Factor	Limit	Over	Apos	TPos	Remark	Pol/Phase	Note
MHz	dBuV/m	dBuV	dB/m	dBuV/m	dB	cm	deg		
1	5453.50	52.21	9.19	43.02	54.00	-1.79	280	360	Average Vertical
2 *	5610.00	107.08	63.94	43.14	54.00	53.08	280	360	Average Vertical

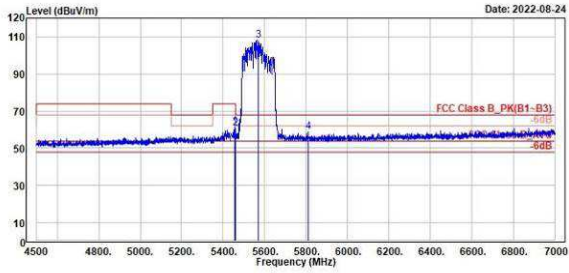
802.11ax HE160\_OFDM

CH 114 (Horizontal) Peak

CH 114 (Vertical) Peak



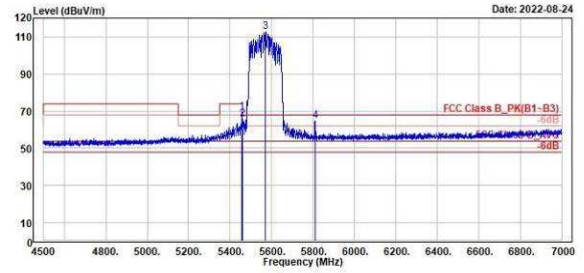
TÜV Rheinland Taiwan Ltd.  
No. 438-18, Sec 2, Fenhiao, Linkou Dist., New Taipei City 244, Taiwan(R.O.C.)  
Tel: +886-2172-1000 Fax: +886-2172-1322



Freq	Level	Read	Limit	Over	APos	TPos	Remark	Pol/Phase	Note
MHz	dBuV/m	dBuV	dB/m	dBuV/m	dB	cm	deg		
1	5456.50	61.48	18.43	43.05	74.00	-12.52	318	18 Peak	Horizontal
2	5460.00	69.83	17.77	43.06	68.20	-7.37	318	18 Peak	Horizontal
3	5570.00	108.19	64.88	43.31	68.20	39.99	318	18 Peak	Horizontal
4	5809.50	58.72	15.21	43.51	68.20	-9.48	318	18 Peak	Horizontal



TÜV Rheinland Taiwan Ltd.  
No. 438-18, Sec 2, Fenhiao, Linkou Dist., New Taipei City 244, Taiwan(R.O.C.)  
Tel: +886-2172-1000 Fax: +886-2172-1322



Freq	Level	Read	Limit	Over	APos	TPos	Remark	Pol/Phase	Note
MHz	dBuV/m	dBuV	dB/m	dBuV/m	dB	cm	deg		
1	5455.50	69.23	26.21	43.02	74.00	-4.77	286	360 Peak	Vertical
2	5460.50	65.73	22.71	43.02	68.20	-2.47	286	360 Peak	Vertical
3	5570.00	112.68	69.57	43.11	68.20	44.48	286	360 Peak	Vertical
4	5810.00	64.86	21.23	43.63	68.20	-3.34	286	360 Peak	Vertical



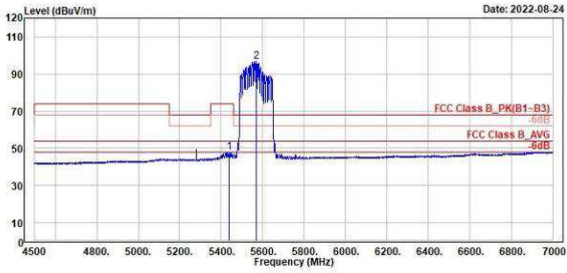
802.11ax HE160\_OFDM

CH 114 (Horizontal) Average

CH 114 (Vertical) Average



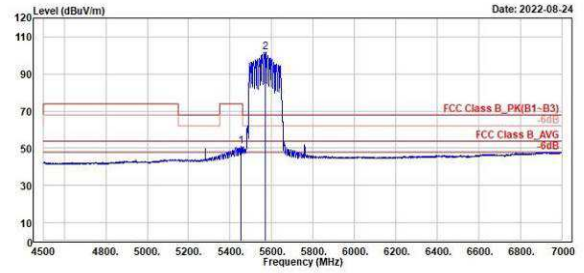
TUV Rheinland Taiwan Ltd.  
No. 438-18, Sec 2, Fenhiao, Linkou Dist., New Taipei City 244, Taiwan(R.O.C.)  
Tel: +886-2172-1000 Fax: +886-2172-1322



Freq	Level	Read Level	Factor	Limit Line	Over Limit	APos	TPos	Remark	Pol/Phase	Note
MHz	dBuV/m	dBuV	dB/m	dBuV/m	dB	cm	deg			
1	5439.58	47.83	4.78	43.05	54.00	-6.17	318	18 Average	Horizontal	
2 *	5570.00	96.83	53.52	43.31	54.00	42.83	318	18 Average	Horizontal	



TUV Rheinland Taiwan Ltd.  
No. 438-18, Sec 2, Fenhiao, Linkou Dist., New Taipei City 244, Taiwan(R.O.C.)  
Tel: +886-2172-1000 Fax: +886-2172-1322



Freq	Level	Read Level	Factor	Limit Line	Over Limit	APos	TPos	Remark	Pol/Phase	Note
MHz	dBuV/m	dBuV	dB/m	dBuV/m	dB	cm	deg			
1	5452.00	51.11	8.89	43.02	54.00	-2.89	286	360 Average	Vertical	
2 *	5570.00	101.70	58.59	43.11	54.00	47.70	286	360 Average	Vertical	

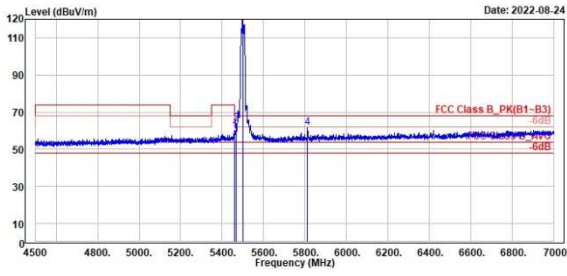
802.11ax HE20\_OFDMA

CH 100 (Horizontal) Peak

CH 100 (Vertical) Peak



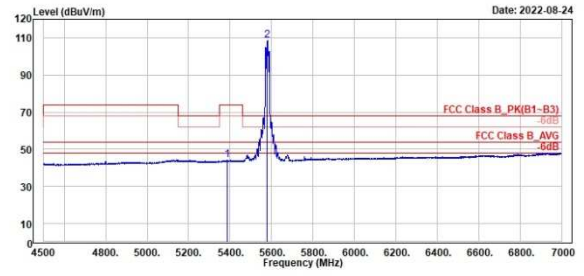
TUV Rheinland Taiwan Ltd.  
No. 458-18, Sec 2, Fenliao, Linkou Dist., New Taipei City 244, Taiwan(R.O.C.)  
Tel: +886-2172-1000 Fax: +886-2172-1322



Peak	Freq	Level	Read	Limit	Over	APos	TPos	Remark	Pol/Phase	Note
	MHz	dBuV/m	dBuV	dB/m	dBuV/m	dB	cm	deg		
1	5458.00	59.67	16.62	43.05	74.00	-14.33	298	360 Peak	Horizontal	
2	5469.50	63.77	20.66	43.11	65.20	-4.43	298	360 Peak	Horizontal	
3	5500.00	120.24	75.99	43.25	68.20	52.04	298	360 Peak	Horizontal	
4	5813.00	61.64	18.13	43.51	68.20	-6.56	298	360 Peak	Horizontal	



TUV Rheinland Taiwan Ltd.  
No. 458-18, Sec 2, Fenliao, Linkou Dist., New Taipei City 244, Taiwan(R.O.C.)  
Tel: +886-2172-1000 Fax: +886-2172-1322



Peak	Freq	Level	Read	Limit	Over	APos	TPos	Remark	Pol/Phase	Note
	MHz	dBuV/m	dBuV	dB/m	dBuV/m	dB	cm	deg		
1	5387.00	44.18	1.10	43.08	54.00	-9.82	329	23 Average	Horizontal	
2	5580.00	108.70	65.38	43.32	54.00	54.70	329	23 Average	Horizontal	

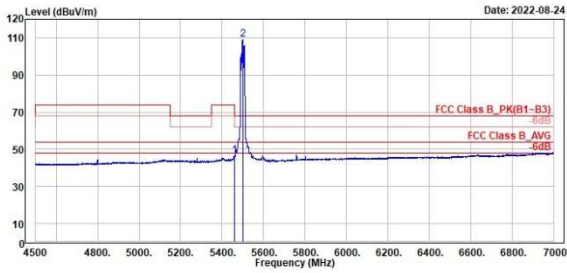
802.11ax HE20\_OFDMA

CH 100 (Horizontal) Average

CH 100 (Vertical) Average



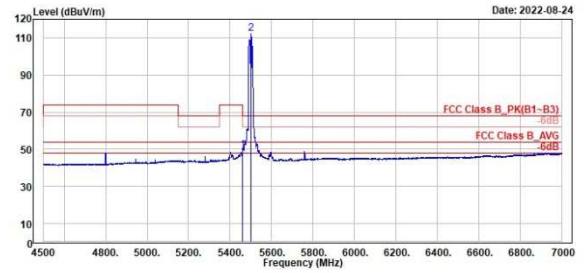
TUV Rheinland Taiwan Ltd.  
No. 458-18, Sec 2, Fenliao, Linkou Dist., New Taipei City 244, Taiwan(R.O.C.)  
Tel: +886-2172-1000 Fax: +886-2172-1322



Freq	Level	Read Level	Factor	Limit Line	Over Limit	APos	TPos	Remark	Pol/Phase	Note
MHz	dBuV/m	dBuV	dB/m	dBuV/m	dB	cm	deg			
1	5458.00	46.49	3.44	43.05	54.00	-7.51	298	360 Average	Horizontal	
2 *	5500.00	109.04	65.79	43.25	54.00	55.04	298	360 Average	Horizontal	



TUV Rheinland Taiwan Ltd.  
No. 458-18, Sec 2, Fenliao, Linkou Dist., New Taipei City 244, Taiwan(R.O.C.)  
Tel: +886-2172-1000 Fax: +886-2172-1322



Freq	Level	Read Level	Factor	Limit Line	Over Limit	APos	TPos	Remark	Pol/Phase	Note
MHz	dBuV/m	dBuV	dB/m	dBuV/m	dB	cm	deg			
1	5460.00	49.38	6.36	43.02	54.00	-4.62	260	1 Average	Vertical	
2 *	5500.00	112.11	69.06	43.05	54.00	58.11	260	1 Average	Vertical	

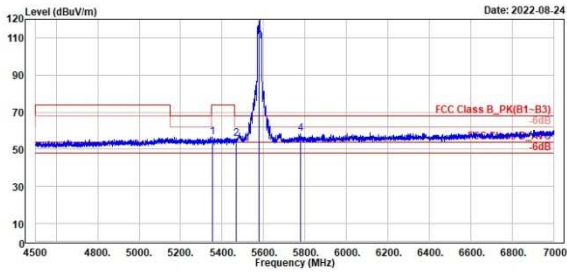
802.11ax HE20\_OFDMA

CH 116 (Horizontal) Peak

CH 116 (Vertical) Peak



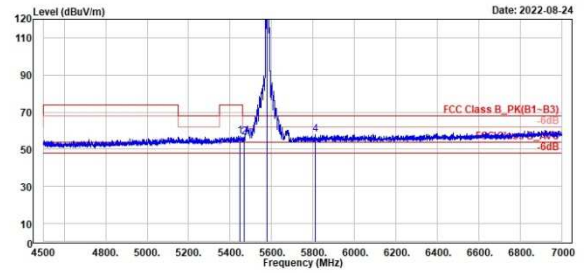
TUV Rheinland Taiwan Ltd.  
No. 458-18, Sec 2, Fenliao, Linkou Dist., New Taipei City 244, Taiwan(R.O.C.)  
Tel: +886-2172-1000 Fax: +886-2172-1322



Peak	Freq MHz	Level dBuV/m	Read Level dBuV	Factor	Limit Line dB/m	Over Limit dB	APos cm	TPos deg	Remark	Pol/Phase	Note
1	5352.50	56.41	13.56	42.85	74.00	-17.59	329	23	Peak	Horizontal	
2	5469.00	55.75	12.64	43.11	68.20	-12.45	329	23	Peak	Horizontal	
3 *	5580.00	119.67	76.35	43.32	68.20	51.47	329	23	Peak	Horizontal	
4	5777.50	58.24	14.81	43.43	68.20	-9.96	329	23	Peak	Horizontal	



TUV Rheinland Taiwan Ltd.  
No. 458-18, Sec 2, Fenliao, Linkou Dist., New Taipei City 244, Taiwan(R.O.C.)  
Tel: +886-2172-1000 Fax: +886-2172-1322



Peak	Freq MHz	Level dBuV/m	Read Level dBuV	Factor	Limit Line dB/m	Over Limit dB	APos cm	TPos deg	Remark	Pol/Phase	Note
1	5448.50	56.99	13.99	43.00	74.00	-17.01	252	360	Peak	Vertical	
2	5468.50	56.78	13.75	43.03	68.20	-11.42	252	360	Peak	Vertical	
3 *	5580.00	124.04	80.92	43.12	68.20	55.84	252	360	Peak	Vertical	
4	5812.50	57.73	14.09	43.64	68.20	-10.47	252	360	Peak	Vertical	

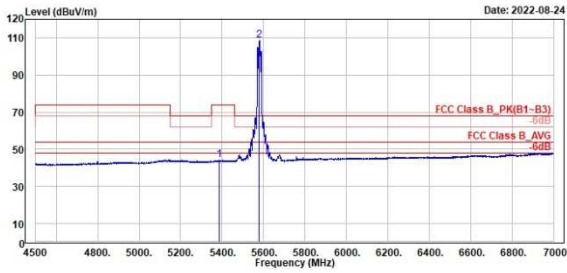
802.11ax HE20\_OFDMA

CH 116 (Horizontal) Average

CH 116 (Vertical) Average



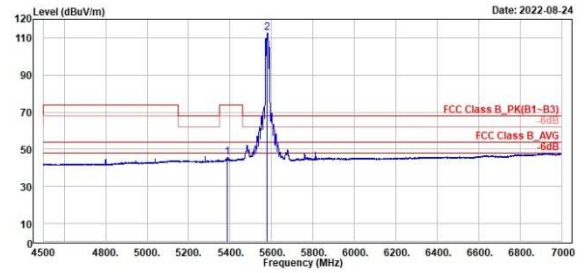
TÜV Rheinland Taiwan Ltd.  
No. 458-18, Sec 2, Fenliao, Linkou Dist., New Taipei City 244, Taiwan(R.O.C.)  
Tel: +886-2172-1000 Fax: +886-2172-1322



Freq	Level	Read Level	Factor	Limit Line	Over Limit	APos	TPos	Remark	Pol/Phase	Note
MHz	dBuV/m	dBuV	dB/m	dBuV/m	dB	cm	deg			
1	5387.00	44.18	1.10	43.08	54.08	-9.82	329	23 Average	Horizontal	
2 *	5588.00	108.78	65.38	43.32	54.08	54.70	329	23 Average	Horizontal	



TÜV Rheinland Taiwan Ltd.  
No. 458-18, Sec 2, Fenliao, Linkou Dist., New Taipei City 244, Taiwan(R.O.C.)  
Tel: +886-2172-1000 Fax: +886-2172-1322



Freq	Level	Read Level	Factor	Limit Line	Over Limit	APos	TPos	Remark	Pol/Phase	Note
MHz	dBuV/m	dBuV	dB/m	dBuV/m	dB	cm	deg			
1	5387.50	45.69	2.93	42.76	54.00	-8.31	252	360 Average	Vertical	
2 *	5588.00	112.78	69.66	43.12	54.00	58.78	252	360 Average	Vertical	

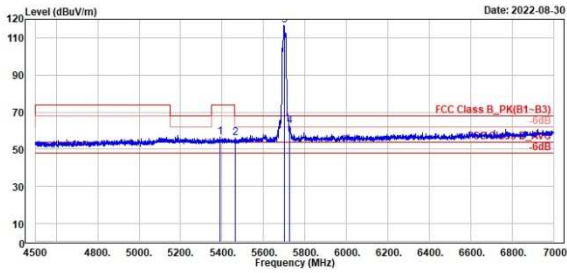
802.11ax HE20\_OFDMA

CH 140 (Horizontal) Peak

CH 140 (Vertical) Peak



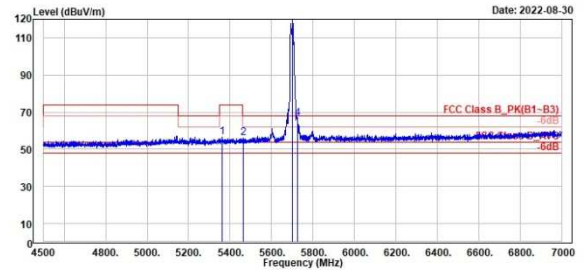
TUV Rheinland Taiwan Ltd.  
No. 458-18, Sec 2, Fenliao, Linkou Dist., New Taipei City 244, Taiwan(R.O.C.)  
Tel: +886-2172-1000 Fax: +886-2172-1322



Peak	Freq (MHz)	Level (dBuV/m)	Read Level (dBuV)	Factor (dB/m)	Limit Line (dBuV/m)	Over Limit (dB)	APos (cm)	TPos (deg)	Remark	Pol/Phase	Note
1	5398.00	56.49	13.38	43.11	74.00	-17.51	290	352	Peak	Horizontal	
2	5462.50	55.19	13.12	43.07	68.20	-12.01	290	352	Peak	Horizontal	
3 *	5708.00	116.84	73.62	43.22	68.20	48.64	290	352	Peak	Horizontal	
4 !	5725.50	62.72	19.43	43.29	68.20	-5.48	290	352	Peak	Horizontal	



TUV Rheinland Taiwan Ltd.  
No. 458-18, Sec 2, Fenliao, Linkou Dist., New Taipei City 244, Taiwan(R.O.C.)  
Tel: +886-2172-1000 Fax: +886-2172-1322



Peak	Freq (MHz)	Level (dBuV/m)	Read Level (dBuV)	Factor (dB/m)	Limit Line (dBuV/m)	Over Limit (dB)	APos (cm)	TPos (deg)	Remark	Pol/Phase	Note
1	5363.50	56.43	13.68	42.74	74.00	-17.57	264	2	Peak	Vertical	
2	5463.50	55.98	12.87	43.03	68.20	-12.38	264	2	Peak	Vertical	
3 *	5708.00	119.47	76.25	43.22	68.20	51.27	264	2	Peak	Vertical	
4 !	5725.00	66.78	23.44	43.34	68.20	-1.42	264	2	Peak	Vertical	

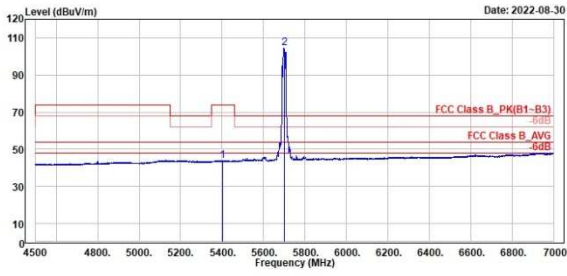
802.11ax HE20\_OFDMA

CH 140 (Horizontal) Average

CH 140 (Vertical) Average



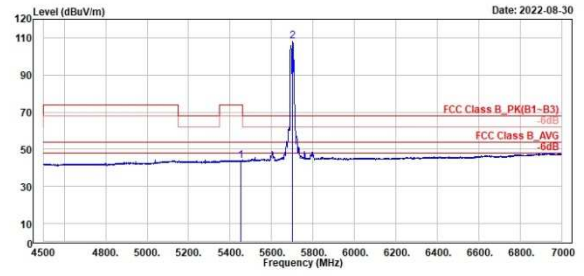
TUV Rheinland Taiwan Ltd.  
No. 458-18, Sec 2, Fenliao, Linkou Dist., New Taipei City 244, Taiwan(R.O.C.)  
Tel: +886-2172-1000 Fax: +886-2172-1322



Read	Level	Factor	Limit	Over	APos	TPos	Remark	Pol/Phase	Note	
Freq	Level		Line	Limit	cm	deg				
MHz	dBuV/m	dBuV	dB/m	dBuV/m	dB	cm	deg			
1	5483.58	44.00	0.83	43.17	54.00	-10.00	290	352	Average	Horizontal
2 *	5700.00	104.61	61.39	43.22	54.00	58.61	290	352	Average	Horizontal



TUV Rheinland Taiwan Ltd.  
No. 458-18, Sec 2, Fenliao, Linkou Dist., New Taipei City 244, Taiwan(R.O.C.)  
Tel: +886-2172-1000 Fax: +886-2172-1322



Read	Level	Factor	Limit	Over	APos	TPos	Remark	Pol/Phase	Note	
Freq	Level		Line	Limit	cm	deg				
MHz	dBuV/m	dBuV	dB/m	dBuV/m	dB	cm	deg			
1	5451.50	43.93	0.91	43.02	54.00	-10.07	264	2	Average	Vertical
2 *	5700.00	107.94	64.72	43.22	54.00	53.94	264	2	Average	Vertical

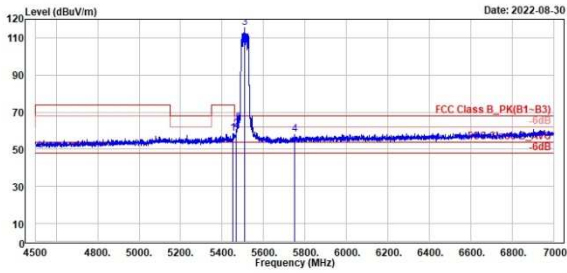
802.11ax HE40\_OFDMA

CH 102 (Horizontal) Peak

CH 102 (Vertical) Peak



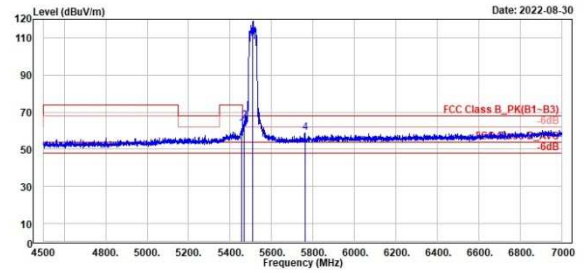
TUV Rheinland Taiwan Ltd.  
No. 458-18, Sec 2, Fenliao, Linkou Dist., New Taipei City 244, Taiwan(R.O.C.)  
Tel: +886-2172-1000 Fax: +886-2172-1322



Read	Level	Factor	Limit	Over	APos	TPos	Remark	Pol/Phase	Note
MHz	dBuV/m	dBuV	dB/m	dBuV/m	dB	cm	deg		
1	5453.58	58.45	15.42	43.03	74.00	-15.55	267	2 Peak	Horizontal
2	5469.58	69.58	17.47	43.11	68.20	-7.62	267	2 Peak	Horizontal
3 *	5518.00	115.38	72.04	43.26	68.20	47.10	267	2 Peak	Horizontal
4	5751.58	57.83	14.47	43.36	68.20	-10.37	267	2 Peak	Horizontal



TUV Rheinland Taiwan Ltd.  
No. 458-18, Sec 2, Fenliao, Linkou Dist., New Taipei City 244, Taiwan(R.O.C.)  
Tel: +886-2172-1000 Fax: +886-2172-1322



Read	Level	Factor	Limit	Over	APos	TPos	Remark	Pol/Phase	Note
MHz	dBuV/m	dBuV	dB/m	dBuV/m	dB	cm	deg		
1	5454.00	61.25	18.23	43.02	74.00	-12.75	234	347 Peak	Vertical
2 !	5466.58	65.27	22.24	43.03	68.20	-2.93	234	347 Peak	Vertical
3 *	5518.00	118.88	75.82	43.06	68.20	50.68	234	347 Peak	Vertical
4	5768.58	58.94	15.45	43.49	68.20	-9.26	234	347 Peak	Vertical



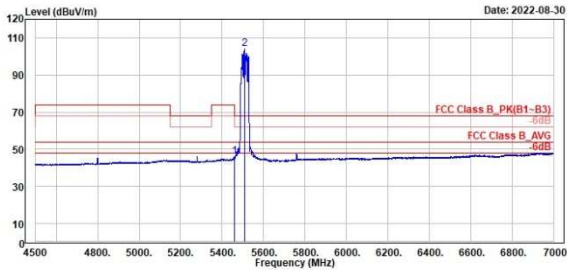
802.11ax HE40\_OFDMA

CH 102 (Horizontal) Average

CH 102 (Vertical) Average



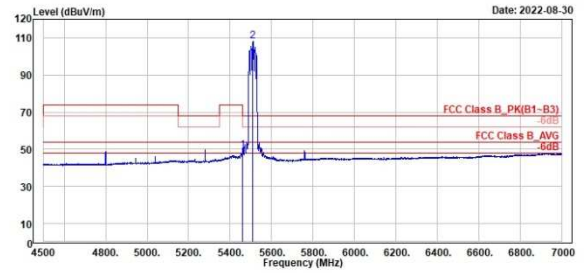
TUV Rheinland Taiwan Ltd.  
No. 458-18, Sec 2, Fenliao, Linkou Dist., New Taipei City 244, Taiwan(R.O.C.)  
Tel: +886-2172-1000 Fax: +886-2172-1322



Freq	Level	Read Level	Factor	Limit Line	Over Limit	APos	TPos	Remark	Pol/Phase	Note
MHz	dBuV/m	dBuV	dB/m	dBuV/m	dB	cm	deg			
1	5459.58	46.19	3.13	43.06	54.00	-7.81	267	2 Average	Horizontal	
2 *	5518.00	104.21	68.95	43.26	54.00	50.21	267	2 Average	Horizontal	



TUV Rheinland Taiwan Ltd.  
No. 458-18, Sec 2, Fenliao, Linkou Dist., New Taipei City 244, Taiwan(R.O.C.)  
Tel: +886-2172-1000 Fax: +886-2172-1322



Freq	Level	Read Level	Factor	Limit Line	Over Limit	APos	TPos	Remark	Pol/Phase	Note
MHz	dBuV/m	dBuV	dB/m	dBuV/m	dB	cm	deg			
1	5468.00	49.40	6.38	43.02	54.00	-4.60	234	347 Average	Vertical	
2 *	5518.00	108.14	65.68	43.00	54.00	54.14	234	347 Average	Vertical	

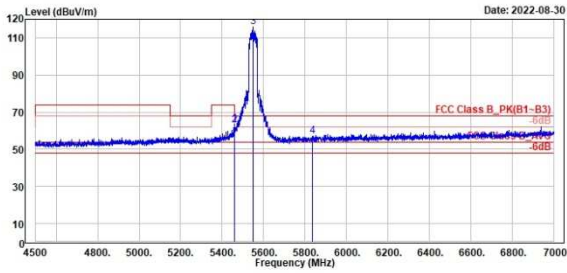
802.11ax HE40\_OFDMA

CH 110 (Horizontal) Peak

CH 110 (Vertical) Peak



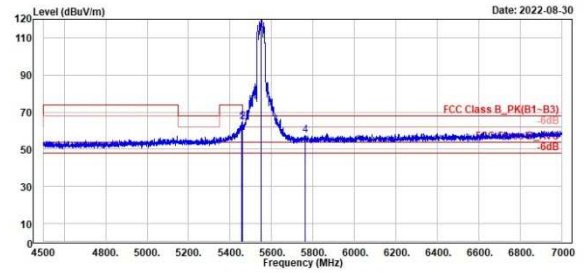
TUV Rheinland Taiwan Ltd.  
No. 458-18, Sec 2, Fenliao, Linkou Dist., New Taipei City 244, Taiwan(R.O.C.)  
Tel: +886-2172-1000 Fax: +886-2172-1322



	Read	Limit	Over	APos	TPos	Remark	Pol/Phase	Note
Freq	Level	Line	Limit					
MHz	dBuV/m	dBuV	dB/m	dBuV/m	dB	cm	deg	
1	5458.50	63.62	20.57	43.05	74.00	-10.38	263	16 Peak Horizontal
2	5460.50	62.87	19.81	43.06	68.20	-5.33	263	16 Peak Horizontal
3	5550.00	115.85	72.55	43.30	68.20	47.65	263	16 Peak Horizontal
4	5837.50	57.19	13.66	43.53	68.20	-11.01	263	16 Peak Horizontal



TUV Rheinland Taiwan Ltd.  
No. 458-18, Sec 2, Fenliao, Linkou Dist., New Taipei City 244, Taiwan(R.O.C.)  
Tel: +886-2172-1000 Fax: +886-2172-1322



	Read	Limit	Over	APos	TPos	Remark	Pol/Phase	Note
Freq	Level	Line	Limit					
MHz	dBuV/m	dBuV	dB/m	dBuV/m	dB	cm	deg	
1	5458.50	64.17	21.15	43.02	74.00	-9.83	266	360 Peak Vertical
2	5460.50	64.72	21.70	43.02	68.20	-3.48	266	360 Peak Vertical
3	5550.00	120.66	77.56	43.10	68.20	52.46	266	360 Peak Vertical
4	5760.50	57.51	14.02	43.49	68.20	-10.69	266	360 Peak Vertical

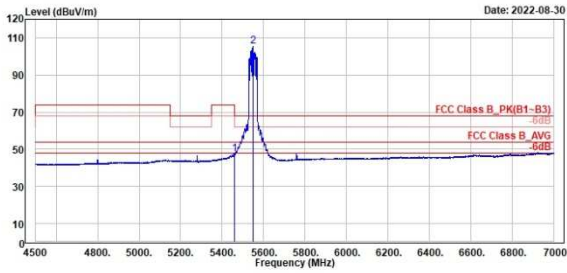
802.11ax HE40\_OFDMA

CH 110 (Horizontal) Average

CH 110 (Vertical) Average



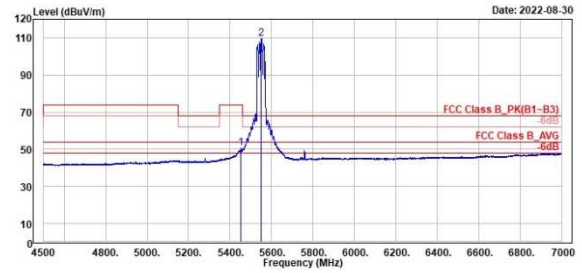
TUV Rheinland Taiwan Ltd.  
No. 458-18, Sec 2, Fenliao, Linkou Dist., New Taipei City 244, Taiwan(R.O.C.)  
Tel: +886-2172-1000 Fax: +886-2172-1322



1	2	3	4	5	6	7	8	9	10	11	12	13	14	15	16	17	18	19	20
MHz	Level	Read	Level	Factor	Limit	Over	APos	TPos	Remark	Pol/Phase	Note								
MHz	dBuV/m	dBuV	dB/m	dB/m	dBuV/m	dB	cm	deg											
1	5458.58	47.58	4.53	43.05	54.00	-6.42	263	16	Average	Horizontal									
2	5558.00	105.32	62.02	43.30	54.00	51.32	263	16	Average	Horizontal									



TUV Rheinland Taiwan Ltd.  
No. 458-18, Sec 2, Fenliao, Linkou Dist., New Taipei City 244, Taiwan(R.O.C.)  
Tel: +886-2172-1000 Fax: +886-2172-1322



1	2	3	4	5	6	7	8	9	10	11	12	13	14	15	16	17	18	19	20
MHz	Level	Read	Level	Factor	Limit	Over	APos	TPos	Remark	Pol/Phase	Note								
MHz	dBuV/m	dBuV	dB/m	dB/m	dBuV/m	dB	cm	deg											
1	5452.50	50.51	7.49	43.02	54.00	-3.49	266	360	Average	Vertical									
2	5558.00	109.65	66.55	43.10	54.00	55.65	266	360	Average	Vertical									

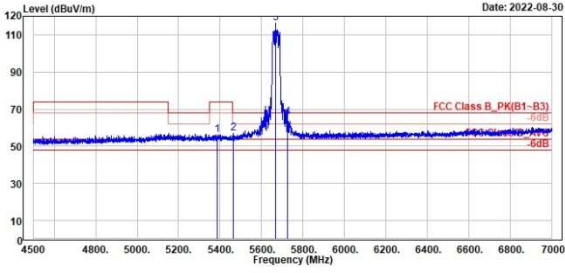
802.11ax HE40\_OFDMA

CH 134 (Horizontal) Peak

CH 134 (Vertical) Peak



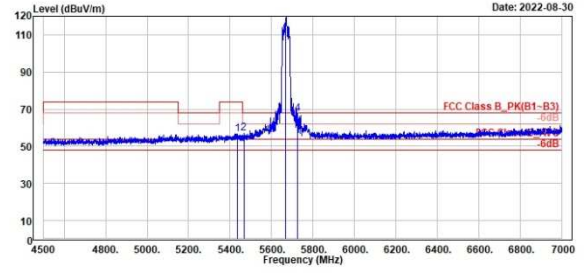
TUV Rheinland Taiwan Ltd.  
No. 458-18, Sec 2, Fenliao, Linkou Dist., New Taipei City 244, Taiwan(R.O.C.)  
Tel: +886-2172-1000 Fax: +886-2172-1322



Peak	Freq MHz	Level dBuV/m	Read Level dBuV	Factor	Limit Line dB/m	Over Limit dB	APos cm	TPos deg	Remark	Pol/Phase	Note
1	5386.00	56.11	13.03	43.08	74.00	-17.89	286	353	Peak	Horizontal	
2	5463.00	55.98	13.90	43.08	68.20	-11.22	286	353	Peak	Horizontal	
3 *	5678.00	116.37	73.24	43.13	68.20	48.17	286	353	Peak	Horizontal	
4 !	5725.00	65.48	22.19	43.29	68.20	-2.72	286	353	Peak	Horizontal	



TUV Rheinland Taiwan Ltd.  
No. 458-18, Sec 2, Fenliao, Linkou Dist., New Taipei City 244, Taiwan(R.O.C.)  
Tel: +886-2172-1000 Fax: +886-2172-1322



Peak	Freq MHz	Level dBuV/m	Read Level dBuV	Factor	Limit Line dB/m	Over Limit dB	APos cm	TPos deg	Remark	Pol/Phase	Note
1	5433.50	56.65	13.72	42.93	74.00	-17.35	271	347	Peak	Vertical	
2	5486.00	57.23	14.20	43.03	68.20	-10.97	271	347	Peak	Vertical	
3 *	5678.00	119.68	76.49	43.19	68.20	51.48	271	347	Peak	Vertical	
4 !	5726.50	67.54	24.19	43.35	68.20	-0.66	271	347	Peak	Vertical	

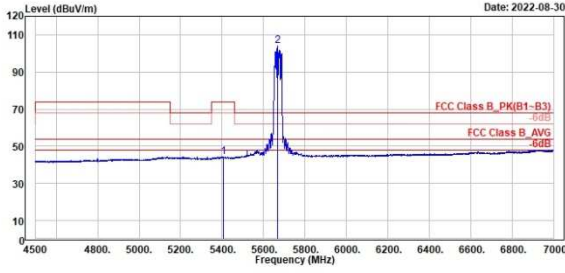
802.11ax HE40\_OFDMA

CH 134 (Horizontal) Average

CH 134 (Vertical) Average



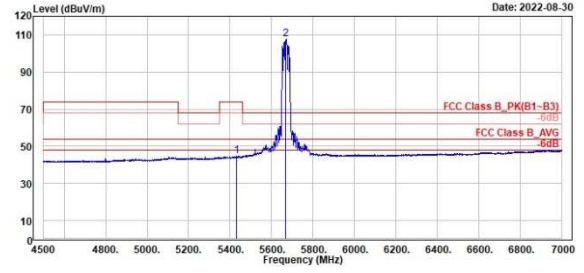
TUV Rheinland Taiwan Ltd.  
No. 458-18, Sec 2, Fenliao, Linkou Dist., New Taipei City 244, Taiwan(R.O.C.)  
Tel: +886-2172-1000 Fax: +886-2172-1322



Read	Level	Factor	Limit	Over	APos	TPos	Remark	Pol/Phase	Note
Freq	Level		Line	Limit					
MHz	dBuV/m	dBuV	dB/m	dBuV/m	dB	cm	deg		
1	5486.00	44.33	1.17	43.16	54.00	-9.67	286	353	Average Horizontal
2 *	5670.00	104.20	61.07	43.13	54.00	50.20	286	353	Average Horizontal



TUV Rheinland Taiwan Ltd.  
No. 458-18, Sec 2, Fenliao, Linkou Dist., New Taipei City 244, Taiwan(R.O.C.)  
Tel: +886-2172-1000 Fax: +886-2172-1322



Read	Level	Factor	Limit	Over	APos	TPos	Remark	Pol/Phase	Note
Freq	Level		Line	Limit					
MHz	dBuV/m	dBuV	dB/m	dBuV/m	dB	cm	deg		
1	5431.00	44.75	1.83	42.92	54.00	-9.25	271	347	Average Vertical
2 *	5670.00	107.09	64.78	43.19	54.00	53.09	271	347	Average Vertical

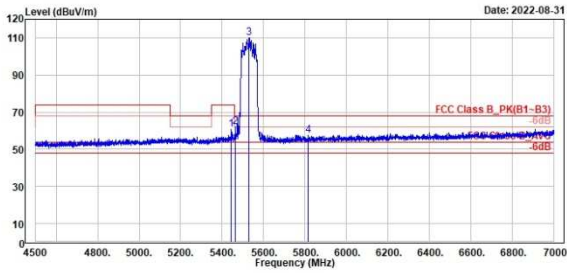
802.11ax HE80\_OFDMA

CH 106 (Horizontal) Peak

CH 106 (Vertical) Peak



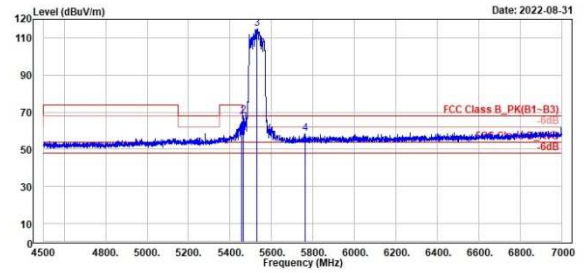
TUV Rheinland Taiwan Ltd.  
No. 458-18, Sec 2, Fenliao, Linkou Dist., New Taipei City 244, Taiwan(R.O.C.)  
Tel: +886-2172-1000 Fax: +886-2172-1322



Peak	Freq MHz	Level dBuV/m	Read Level Factor	Limit Line	Over Limit	APos cm	TPos deg	Remark	Pol/Phase	Note
1	5445.00	68.48	17.45	43.03	74.00	-13.52	310	25 Peak	Horizontal	
2	5465.00	62.13	19.04	43.09	68.20	-6.07	310	25 Peak	Horizontal	
3 *	5530.00	109.97	66.69	43.28	68.20	41.77	310	25 Peak	Horizontal	
4	5815.50	57.68	14.17	43.51	68.20	-10.52	310	25 Peak	Horizontal	



TUV Rheinland Taiwan Ltd.  
No. 458-18, Sec 2, Fenliao, Linkou Dist., New Taipei City 244, Taiwan(R.O.C.)  
Tel: +886-2172-1000 Fax: +886-2172-1322



Peak	Freq MHz	Level dBuV/m	Read Level Factor	Limit Line	Over Limit	APos cm	TPos deg	Remark	Pol/Phase	Note
1	5454.50	64.68	21.66	43.02	74.00	-9.32	250	2 Peak	Vertical	
2 !	5465.00	68.00	24.97	43.03	68.20	-0.20	250	2 Peak	Vertical	
3 *	5530.00	115.00	71.92	43.08	68.20	46.80	250	2 Peak	Vertical	
4	5760.50	58.19	14.70	43.49	68.20	-10.01	250	2 Peak	Vertical	

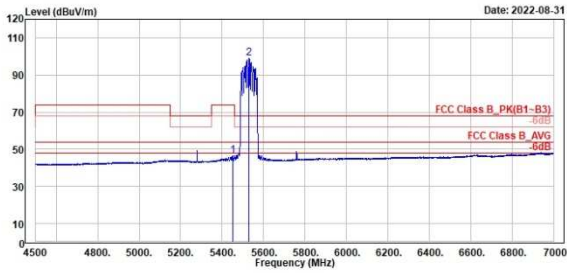
802.11ax HE80\_OFDMA

CH 106 (Horizontal) Average

CH 106 (Vertical) Average



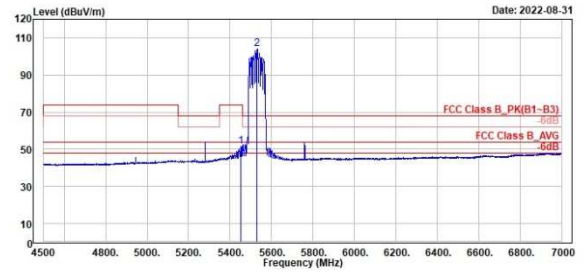
TUV Rheinland Taiwan Ltd.  
No. 458-18, Sec 2, Fenliao, Linkou Dist., New Taipei City 244, Taiwan(R.O.C.)  
Tel: +886-2172-1000 Fax: +886-2172-1322



Freq	Level	Read Level	Factor	Limit Line	Over Limit	APos	TPos	Remark	Pol/Phase	Note
MHz	dBuV/m	dBuV	dB/m	dBuV/m	dB	cm	deg			
1	5450.00	46.53	3.52	43.01	54.00	-7.47	310	25 Average	Horizontal	
2	5530.00	98.82	55.54	43.28	54.00	44.82	310	25 Average	Horizontal	



TUV Rheinland Taiwan Ltd.  
No. 458-18, Sec 2, Fenliao, Linkou Dist., New Taipei City 244, Taiwan(R.O.C.)  
Tel: +886-2172-1000 Fax: +886-2172-1322



Freq	Level	Read Level	Factor	Limit Line	Over Limit	APos	TPos	Remark	Pol/Phase	Note
MHz	dBuV/m	dBuV	dB/m	dBuV/m	dB	cm	deg			
1	5453.00	51.39	8.37	43.02	54.00	-2.61	250	2 Average	Vertical	
2	5530.00	104.07	60.99	43.08	54.00	50.07	250	2 Average	Vertical	

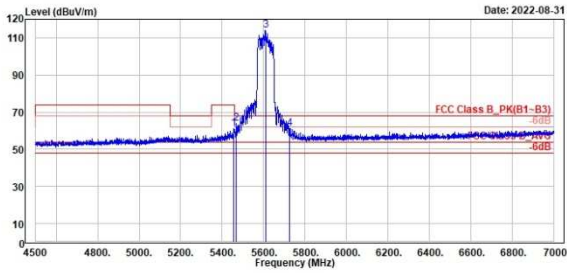
802.11ax HE80\_OFDMA

CH 122 (Horizontal) Peak

CH 122 (Vertical) Peak



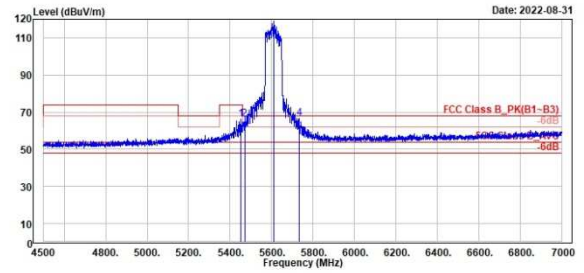
TUV Rheinland Taiwan Ltd.  
No. 458-18, Sec 2, Fenliao, Linkou Dist., New Taipei City 244, Taiwan(R.O.C.)  
Tel: +886-2172-1000 Fax: +886-2172-1322



	Read	Limit	Over	APos	TPos	Remark	Pol/Phase	Note
Freq	Level	Line	Limit					
MHz	dBuV/m	dBuV	dB/m	dBuV/m	dB	cm	deg	
1	5457.00	61.27	18.22	43.05	74.00	-12.73	269	6 Peak Horizontal
2	5468.50	64.06	20.96	43.10	65.20	-4.14	269	6 Peak Horizontal
3 *	5618.00	113.87	70.59	43.28	68.20	45.67	269	6 Peak Horizontal
4	5727.50	61.33	18.03	43.30	68.20	-6.87	269	6 Peak Horizontal



TUV Rheinland Taiwan Ltd.  
No. 458-18, Sec 2, Fenliao, Linkou Dist., New Taipei City 244, Taiwan(R.O.C.)  
Tel: +886-2172-1000 Fax: +886-2172-1322



	Read	Limit	Over	APos	TPos	Remark	Pol/Phase	Note
Freq	Level	Line	Limit					
MHz	dBuV/m	dBuV	dB/m	dBuV/m	dB	cm	deg	
1	5452.00	65.96	22.94	43.02	74.00	-8.04	275	352 Peak Vertical
2	5470.00	66.37	23.34	43.03	68.20	-1.83	275	352 Peak Vertical
3 *	5618.00	118.96	75.82	43.14	68.20	50.76	275	352 Peak Vertical
4	5732.50	66.39	23.02	43.37	68.20	-1.81	275	352 Peak Vertical



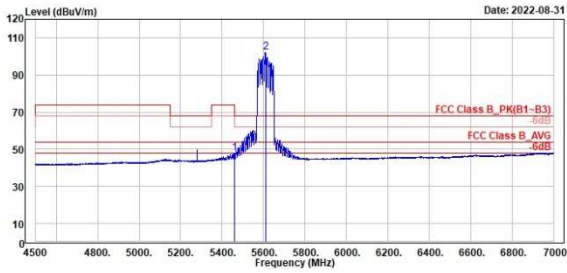
802.11ax HE80\_OFDMA

CH 122 (Horizontal) Average

CH 122 (Vertical) Average



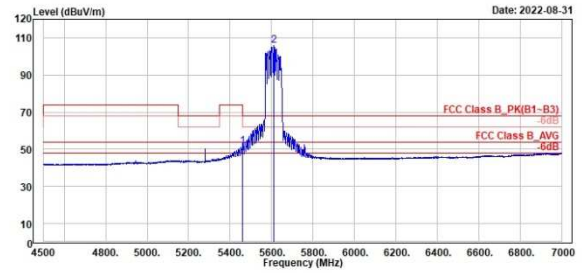
TUV Rheinland Taiwan Ltd.  
No. 458-18, Sec 2, Fenliao, Linkou Dist., New Taipei City 244, Taiwan(R.O.C.)  
Tel: +886-2172-1000 Fax: +886-2172-1322



1	2	3	4	5	6	7	8	9	10	11	12	13	14	15	16	17	18	19	20
1	2	3	4	5	6	7	8	9	10	11	12	13	14	15	16	17	18	19	20
MHz	Level	Read	Level	Factor	Limit	Over	APos	TPos	Remark	Pol/Phase	Note								
MHz	dBuV/m	dBuV	dB/m	dB/m	dBuV/m	dB	cm	deg											
1	5459.00	47.90	4.84	43.06	54.00	-6.10	269	6	Average	Horizontal									
2	5618.00	102.01	58.73	43.28	54.00	48.01	269	6	Average	Horizontal									



TUV Rheinland Taiwan Ltd.  
No. 458-18, Sec 2, Fenliao, Linkou Dist., New Taipei City 244, Taiwan(R.O.C.)  
Tel: +886-2172-1000 Fax: +886-2172-1322



1	2	3	4	5	6	7	8	9	10	11	12	13	14	15	16	17	18	19	20
1	2	3	4	5	6	7	8	9	10	11	12	13	14	15	16	17	18	19	20
MHz	Level	Read	Level	Factor	Limit	Over	APos	TPos	Remark	Pol/Phase	Note								
MHz	dBuV/m	dBuV	dB/m	dB/m	dBuV/m	dB	cm	deg											
1	5460.00	51.50	8.48	43.02	54.00	-2.50	275	352	Average	Vertical									
2	5618.00	106.04	62.90	43.14	54.00	52.04	275	352	Average	Vertical									

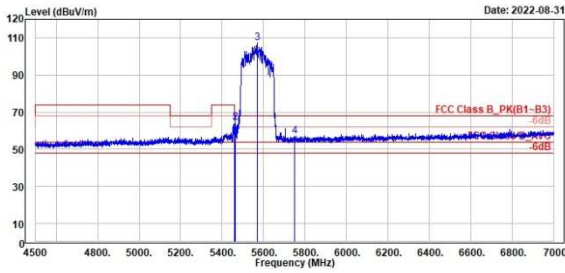
802.11ax HE160\_OFDMA

CH 114 (Horizontal) Peak

CH 114 (Vertical) Peak



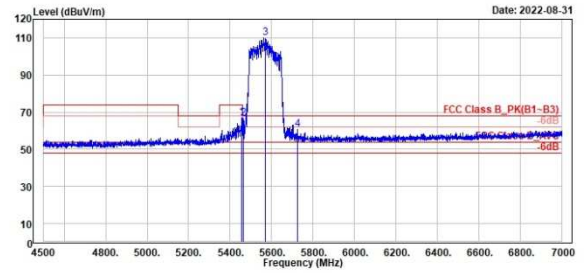
TUV Rheinland Taiwan Ltd.  
No. 458-18, Sec 2, Fenliao, Linkou Dist., New Taipei City 244, Taiwan(R.O.C.)  
Tel: +886-2172-1000 Fax: +886-2172-1322



	Read	Limit	Over	APos	TPos	Remark	Pol/Phase	Note
Freq	Level	Factor	Line	Limit				
MHz	dBuV/m	dBuV	dB/m	dBuV/m	dB	cm	deg	
1	5459.00	63.49	20.43	43.06	74.00	-10.51	296	1 Peak Horizontal
2	5464.00	64.44	21.35	43.09	68.20	-3.76	296	1 Peak Horizontal
3 *	5578.00	107.44	64.13	43.31	68.20	39.24	296	1 Peak Horizontal
4	5752.00	57.04	13.68	43.36	68.20	-11.16	296	1 Peak Horizontal



TUV Rheinland Taiwan Ltd.  
No. 458-18, Sec 2, Fenliao, Linkou Dist., New Taipei City 244, Taiwan(R.O.C.)  
Tel: +886-2172-1000 Fax: +886-2172-1322



	Read	Limit	Over	APos	TPos	Remark	Pol/Phase	Note
Freq	Level	Factor	Line	Limit				
MHz	dBuV/m	dBuV	dB/m	dBuV/m	dB	cm	deg	
1	5456.50	67.05	24.03	43.02	74.00	-6.95	268	359 Peak Vertical
2	5465.00	66.78	23.75	43.03	68.20	-1.42	268	359 Peak Vertical
3 *	5578.00	110.01	66.90	43.11	68.20	41.81	268	359 Peak Vertical
4	5726.50	60.51	17.16	43.35	68.20	-7.69	268	359 Peak Vertical

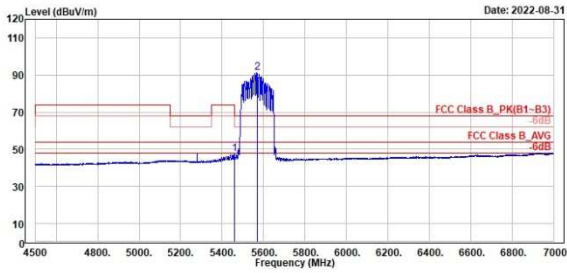
802.11ax HE80\_OFDMA

CH 114 (Horizontal) Average

CH 114 (Vertical) Average



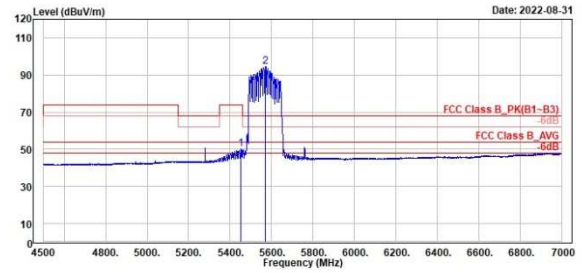
TÜV Rheinland Taiwan Ltd.  
No. 458-18, Sec 2, Fenliao, Linkou Dist., New Taipei City 244, Taiwan(R.O.C.)  
Tel: +886-2172-1000 Fax: +886-2172-1322



Read	Limit	Over	APos	TPos	Remark	Pol/Phase	Note
Level	Line	Limit					
Factor							
dBuV	dBuV/m	dB	cm	deg			
4.35	43.05	54.00	-6.60	296	1 Average	Horizontal	
48.07	43.31	54.00	37.38	296	2 *	1 Average	Horizontal



TÜV Rheinland Taiwan Ltd.  
No. 458-18, Sec 2, Fenliao, Linkou Dist., New Taipei City 244, Taiwan(R.O.C.)  
Tel: +886-2172-1000 Fax: +886-2172-1322



Read	Limit	Over	APos	TPos	Remark	Pol/Phase	Note
Level	Line	Limit					
Factor							
dBuV	dBuV/m	dB	cm	deg			
7.08	43.02	54.00	-3.90	268	1	359 Average	Vertical
51.95	43.11	54.00	40.66	268	2 *	359 Average	Vertical

Mask, 5.725GHz ~ 5.85GHz  
U-NII-3

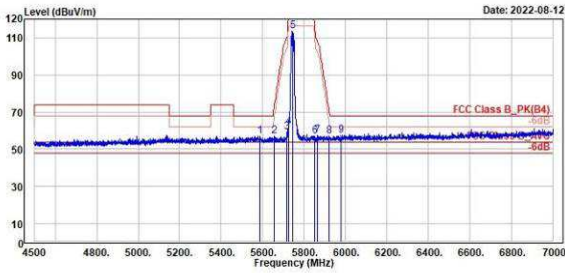
802.11a

CH 149 (Horizontal) Peak

CH 149 (Vertical) Peak



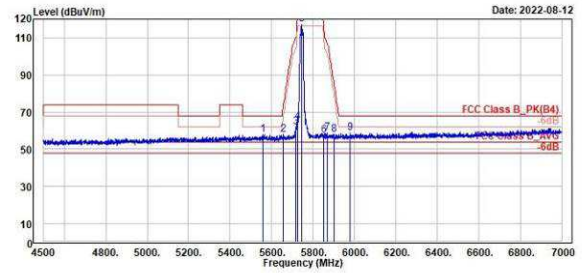
TÜV Rheinland Taiwan Ltd.  
No. 438-18, Sec 2, Fenhiao, Linkou Dist., New Taipei City 244, Taiwan(R.O.C.)  
Tel: +886-2172-1000 Fax: +886-2172-1322



Peak	Freq	Level	Read	Limit	Over	APos	TPos	Remark	Pol/Phase	Note
	MHz	dBuV/m	dBuV	dB/m	dBuV/m	dB	cm	deg		
1	5587.50	57.12	13.79	43.38	68.20	-11.08	278	354 Peak	Horizontal	
2	5656.00	56.93	13.84	43.09	72.66	-15.73	278	354 Peak	Horizontal	
3	5719.00	59.30	16.83	43.27	110.52	-51.22	278	354 Peak	Horizontal	
4	5724.00	61.98	18.69	43.29	119.92	-57.94	278	354 Peak	Horizontal	
5	5745.00	113.69	78.35	43.34	122.20	-8.51	278	354 Peak	Horizontal	
6	5856.50	56.97	13.43	43.54	121.86	-64.09	278	354 Peak	Horizontal	
7	5866.50	57.45	13.83	43.62	187.58	-50.13	278	354 Peak	Horizontal	
8	5923.00	57.22	13.37	43.85	69.67	-12.45	278	354 Peak	Horizontal	
9	5980.50	57.63	13.69	43.94	68.20	-10.57	278	354 Peak	Horizontal	



TÜV Rheinland Taiwan Ltd.  
No. 438-18, Sec 2, Fenhiao, Linkou Dist., New Taipei City 244, Taiwan(R.O.C.)  
Tel: +886-2172-1000 Fax: +886-2172-1322



Peak	Freq	Level	Read	Limit	Over	APos	TPos	Remark	Pol/Phase	Note
	MHz	dBuV/m	dBuV	dB/m	dBuV/m	dB	cm	deg		
1	5557.00	57.88	14.78	43.18	68.20	-10.32	260	345 Peak	Vertical	
2	5655.50	57.80	14.62	43.18	72.29	-14.49	260	345 Peak	Vertical	
3	5717.00	62.28	18.98	43.30	109.96	-47.68	260	345 Peak	Vertical	
4	5725.00	64.86	21.52	43.34	122.20	-57.34	260	345 Peak	Vertical	
5	5745.00	117.26	73.83	43.43	122.20	-4.94	260	345 Peak	Vertical	
6	5855.50	57.48	13.73	43.75	114.22	-56.74	260	345 Peak	Vertical	
7	5869.50	58.89	15.18	43.79	106.74	-47.85	260	345 Peak	Vertical	
8	5980.50	58.02	14.14	43.88	86.29	-28.27	260	345 Peak	Vertical	
9	5979.00	58.98	15.08	43.90	68.20	-9.22	260	345 Peak	Vertical	