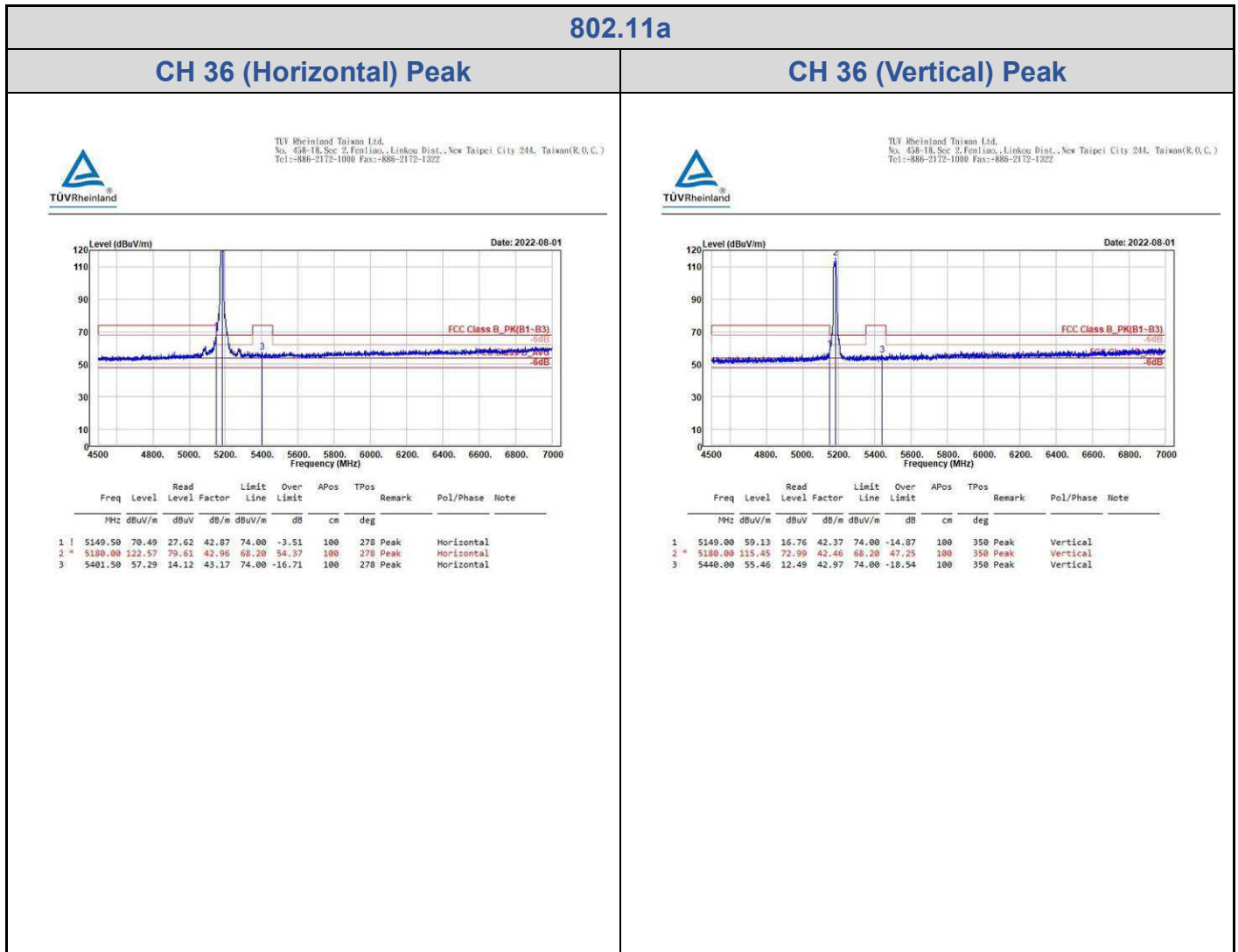


Appendix B: Test Results of Radiation Spurious Emissions & Mains

Conducted Emission

Band Edges, 4.5GHz ~ 5.15GHz

U-NII-1



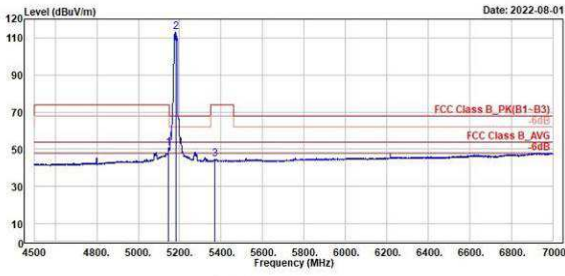
802.11a

CH 36 (Horizontal) Average

CH 36 (Vertical) Average



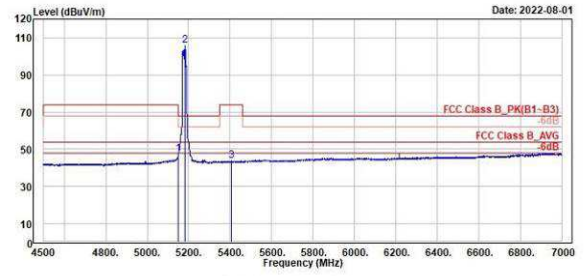
TÜV Rheinland Taiwan Ltd.
No. 438-18, Sec 2, Fenhiao, Linkou Dist., New Taipei City 244, Taiwan(R.O.C.)
Tel: +886-2172-1000 Fax: +886-2172-1322



1	2	3	Read Level	Level Factor	Limit Line	Over Limit	APos	TPos	Remark	Pol/Phase	Note
1	2	3	MHz	dBuV/m	dBuV	dB/m	dBuV/m	dB	cm	deg	
1			5147.00	50.78	7.91	42.87	54.00	-3.22	100	278	Average Horizontal
2	*		5180.00	113.25	70.29	42.96	54.00	59.25	100	278	Average Horizontal
3			5369.50	44.90	1.93	42.97	54.00	-9.10	100	278	Average Horizontal



TÜV Rheinland Taiwan Ltd.
No. 438-18, Sec 2, Fenhiao, Linkou Dist., New Taipei City 244, Taiwan(R.O.C.)
Tel: +886-2172-1000 Fax: +886-2172-1322



1	2	3	Read Level	Level Factor	Limit Line	Over Limit	APos	TPos	Remark	Pol/Phase	Note
1	2	3	MHz	dBuV/m	dBuV	dB/m	dBuV/m	dB	cm	deg	
1			5150.00	47.50	5.13	42.37	54.00	-6.50	100	350	Average Vertical
2	*		5180.00	109.96	63.58	42.46	54.00	51.96	100	350	Average Vertical
3			5408.00	43.63	0.82	42.81	54.00	-10.37	100	350	Average Vertical

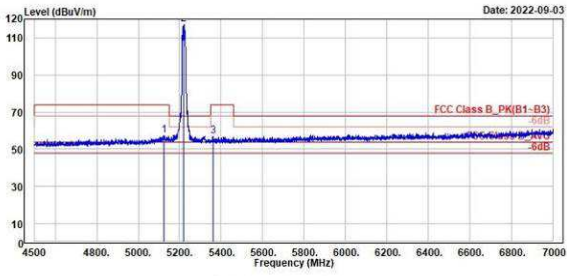
802.11a

CH 40 (Horizontal) Peak

CH 40 (Vertical) Peak



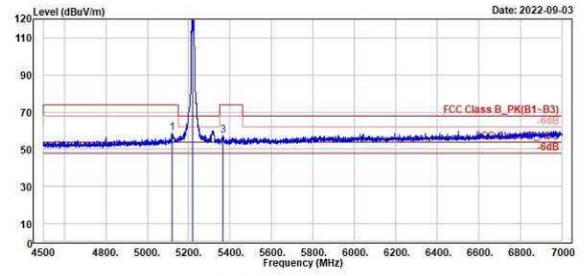
TUV Rheinland Taiwan Ltd.
No. 438-18, Sec 2, Fenhiao, Linkou Dist., New Taipei City 244, Taiwan(R.O.C.)
Tel: +886-2172-1000 Fax: +886-2172-1322



Peak	Freq (MHz)	Level (dBuV/m)	Read Level (dBuV)	Factor (dB/m)	Limit Line (dBuV/m)	Over Limit (dB)	APos (cm)	TPos (deg)	Remark	Pol/Phase	Note
1	5136.00	57.28	14.43	42.85	74.00	-16.72	149	210	Peak	Horizontal	
2	5220.00	117.25	74.39	42.85	68.20	49.05	149	210	Peak	Horizontal	
3	5368.00	56.98	14.68	42.90	74.00	-17.02	149	210	Peak	Horizontal	



TUV Rheinland Taiwan Ltd.
No. 438-18, Sec 2, Fenhiao, Linkou Dist., New Taipei City 244, Taiwan(R.O.C.)
Tel: +886-2172-1000 Fax: +886-2172-1322



Peak	Freq (MHz)	Level (dBuV/m)	Read Level (dBuV)	Factor (dB/m)	Limit Line (dBuV/m)	Over Limit (dB)	APos (cm)	TPos (deg)	Remark	Pol/Phase	Note
1	5121.00	58.77	16.42	42.35	74.00	-15.23	185	176	Peak	Vertical	
2	5220.00	121.68	79.15	42.53	68.20	53.48	185	176	Peak	Vertical	
3	5368.00	57.60	14.85	42.75	74.00	-16.40	185	176	Peak	Vertical	

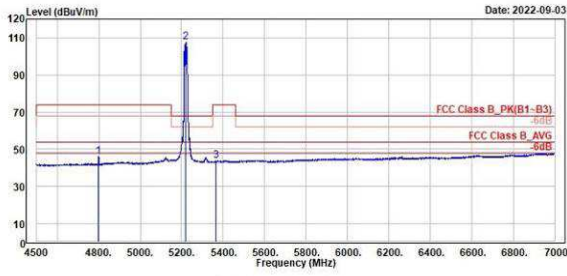
802.11a

CH 40 (Horizontal) Average

CH 40 (Vertical) Average



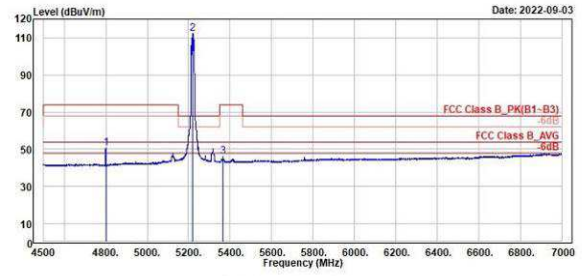
TÜV Rheinland Taiwan Ltd.
No. 438-18, Sec 2, Fenhiao, Linkou Dist., New Taipei City 244, Taiwan(R.O.C.)
Tel: +886-2172-1000 Fax: +886-2172-1322



1	2	3
4799.59	5220.00	5365.00
46.05	107.54	43.73
3.77	64.59	0.79
42.28	42.95	42.94
54.00	54.00	54.00
-7.95	7.54	-10.27
149	149	149
210	210	210
Average	Average	Average
Horizontal	Horizontal	Horizontal



TÜV Rheinland Taiwan Ltd.
No. 438-18, Sec 2, Fenhiao, Linkou Dist., New Taipei City 244, Taiwan(R.O.C.)
Tel: +886-2172-1000 Fax: +886-2172-1322



1	2	3
4800.00	5220.50	5364.50
50.45	112.27	45.95
8.57	69.74	3.20
41.88	42.53	42.75
54.00	54.00	54.00
-3.55	56.27	-8.05
185	185	185
176	176	176
Average	Average	Average
Vertical	Vertical	Vertical

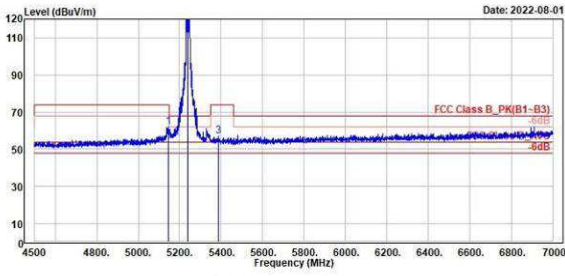
802.11a

CH 48 (Horizontal) Peak

CH 48 (Vertical) Peak



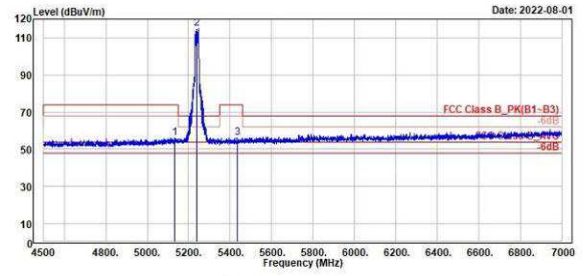
TÜV Rheinland Taiwan Ltd.
No. 438-18, Sec 2, Fenhiao, Linkou Dist., New Taipei City 244, Taiwan(R.O.C.)
Tel: +886-2172-1000 Fax: +886-2172-1322



Peak	Freq (MHz)	Level (dBuV/m)	Read Level (dBuV)	Factor (dB/m)	Limit Line (dBuV/m)	Over Limit (dB)	APos (cm)	TPos (deg)	Remark	Pol/Phase	Note
1	5146.59	61.94	19.87	42.07	74.00	-12.06	100	86	Peak	Horizontal	
2	5248.00	122.26	79.38	42.88	68.29	54.00	100	86	Peak	Horizontal	
3	5386.59	57.15	14.87	43.08	74.00	-16.85	100	86	Peak	Horizontal	



TÜV Rheinland Taiwan Ltd.
No. 438-18, Sec 2, Fenhiao, Linkou Dist., New Taipei City 244, Taiwan(R.O.C.)
Tel: +886-2172-1000 Fax: +886-2172-1322



Peak	Freq (MHz)	Level (dBuV/m)	Read Level (dBuV)	Factor (dB/m)	Limit Line (dBuV/m)	Over Limit (dB)	APos (cm)	TPos (deg)	Remark	Pol/Phase	Note
1	5131.00	56.33	13.97	42.36	74.00	-17.67	132	354	Peak	Vertical	
2	5248.00	114.91	72.37	42.54	68.29	46.71	132	354	Peak	Vertical	
3	5436.00	56.34	13.40	42.94	74.00	-17.66	132	354	Peak	Vertical	

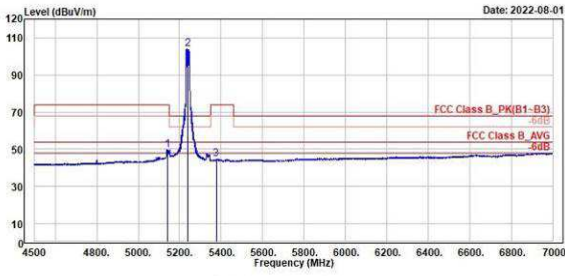
802.11a

CH 48 (Horizontal) Average

CH 48 (Vertical) Average



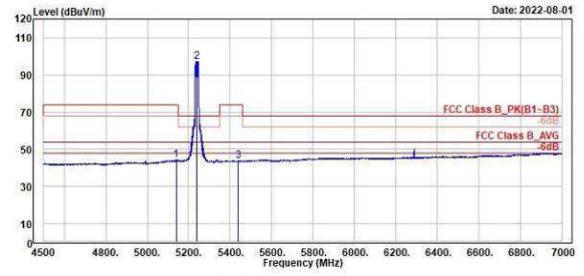
TUV Rheinland Taiwan Ltd.
No. 438-18, Sec 2, Fenhiao, Linkou Dist., New Taipei City 244, Taiwan(R.O.C.)
Tel: +886-2172-1000 Fax: +886-2172-1322



Read	Level	Factor	Limit	Over	APos	TPos	Remark	Pol/Phase	Note
MHz	dBuV/m	dBuV	dB/m	dBuV/m	dB	cm	deg		
1	5141.58	49.65	6.79	42.86	54.00	-4.35	100	86 Average	Horizontal
2	5240.00	104.01	61.13	42.86	54.00	50.01	100	86 Average	Horizontal
3	5376.00	44.94	1.93	43.01	54.00	-9.06	100	86 Average	Horizontal



TUV Rheinland Taiwan Ltd.
No. 438-18, Sec 2, Fenhiao, Linkou Dist., New Taipei City 244, Taiwan(R.O.C.)
Tel: +886-2172-1000 Fax: +886-2172-1322



Read	Level	Factor	Limit	Over	APos	TPos	Remark	Pol/Phase	Note
MHz	dBuV/m	dBuV	dB/m	dBuV/m	dB	cm	deg		
1	5139.00	44.25	1.89	42.36	54.00	-9.75	132	354 Average	Vertical
2	5240.00	97.32	54.78	42.54	54.00	43.32	132	354 Average	Vertical
3	5437.50	43.74	0.79	42.95	54.00	-10.26	132	354 Average	Vertical

802.11ax HE20_OFDM

CH 36 (Horizontal) Peak

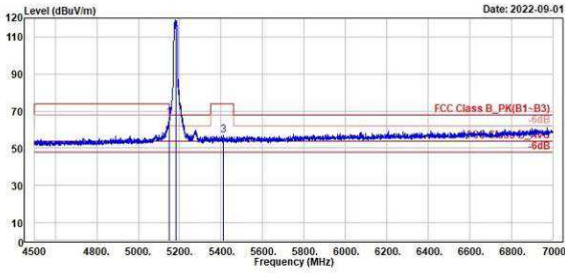
CH 36 (Vertical) Peak



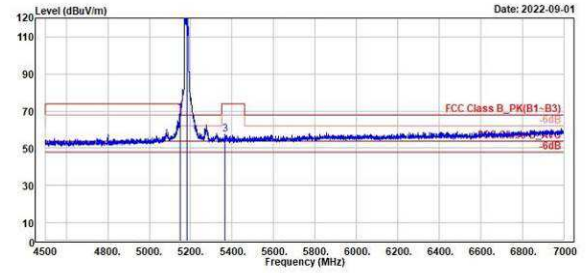
TÜV Rheinland Taiwan Ltd.
No. 438-18, Sec. 2, Fenhiao, Linkou Dist., New Taipei City 244, Taiwan(R.O.C.)
Tel: +886-2172-1000 Fax: +886-2172-1322



TÜV Rheinland Taiwan Ltd.
No. 438-18, Sec. 2, Fenhiao, Linkou Dist., New Taipei City 244, Taiwan(R.O.C.)
Tel: +886-2172-1000 Fax: +886-2172-1322



Peak	Freq	Level	Read Level	Factor	Limit Line	Over Limit	APos	TPos	Remark	Pol/Phase	Note
	MHz	dBuV/m	dBuV	dB/m	dBuV/m	dB	cm	deg			
1	5150.00	66.79	23.92	42.87	68.20	-1.41	201	183	Peak	Horizontal	
2	5180.00	118.90	75.94	42.96	68.20	50.70	201	183	Peak	Horizontal	
3	5411.00	57.14	14.00	43.14	74.00	-16.86	201	183	Peak	Horizontal	



Peak	Freq	Level	Read Level	Factor	Limit Line	Over Limit	APos	TPos	Remark	Pol/Phase	Note
	MHz	dBuV/m	dBuV	dB/m	dBuV/m	dB	cm	deg			
1	5149.50	60.70	26.33	42.37	74.00	-5.30	182	174	Peak	Vertical	
2	5180.00	122.96	80.50	42.46	68.20	54.76	182	174	Peak	Vertical	
3	5366.00	57.36	14.61	42.75	74.00	-16.64	182	174	Peak	Vertical	

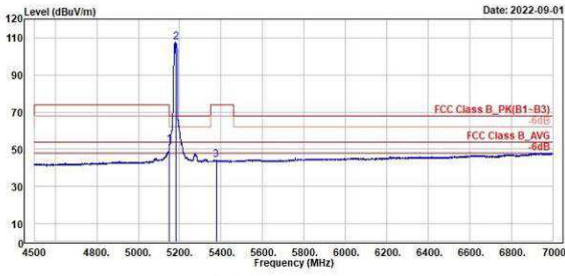
802.11ax HE20_OFDM

CH 36 (Horizontal) Average

CH 36 (Vertical) Average



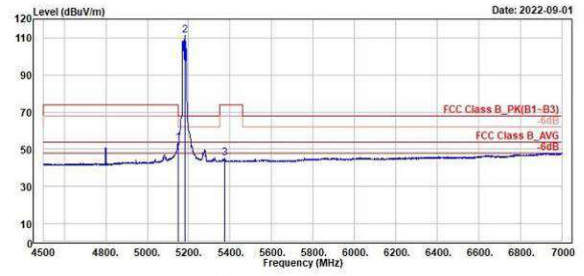
TÜV Rheinland Taiwan Ltd.
No. 438-18, Sec 2, Fenhiao, Linkou Dist., New Taipei City 244, Taiwan(R.O.C.)
Tel: +886-2172-1000 Fax: +886-2172-1322



Read	Level	Factor	Limit	Over	APos	TPos	Remark	Pol/Phase	Note
MHz	dBuV/m	dBuV	dB/m	dBuV/m	dB	cm	deg		
1	5150.00	52.55	9.68	42.87	54.00	-1.45	201	183	Average Horizontal
2	5180.00	107.50	64.54	42.96	54.00	53.50	201	183	Average Horizontal
3	5376.00	44.36	1.35	43.01	54.00	-9.64	201	183	Average Horizontal



TÜV Rheinland Taiwan Ltd.
No. 438-18, Sec 2, Fenhiao, Linkou Dist., New Taipei City 244, Taiwan(R.O.C.)
Tel: +886-2172-1000 Fax: +886-2172-1322



Read	Level	Factor	Limit	Over	APos	TPos	Remark	Pol/Phase	Note
MHz	dBuV/m	dBuV	dB/m	dBuV/m	dB	cm	deg		
1	5148.00	53.46	11.09	42.37	54.00	-0.54	182	174	Average Vertical
2	5180.00	111.36	68.98	42.46	54.00	57.36	182	174	Average Vertical
3	5373.50	45.08	2.33	42.75	54.00	-8.92	182	174	Average Vertical

802.11ax HE20_OFDM

CH 40 (Horizontal) Peak

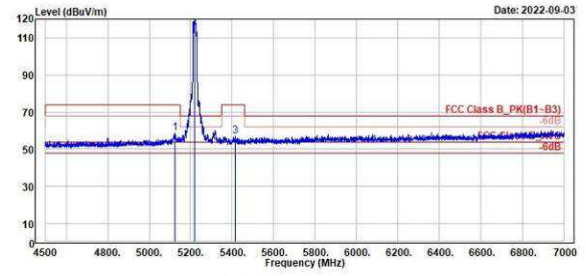
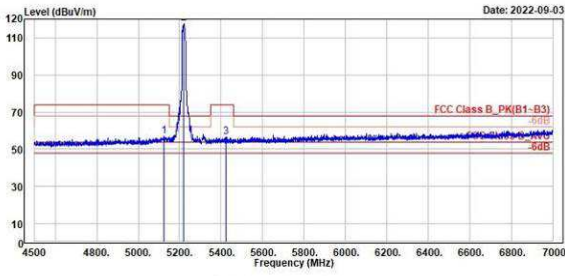
CH 40 (Vertical) Peak



TÜV Rheinland Taiwan Ltd.
No. 438-18, Sec 2, Fenhiao, Linkou Dist., New Taipei City 244, Taiwan(R.O.C.)
Tel: +886-2172-1000 Fax: +886-2172-1322



TÜV Rheinland Taiwan Ltd.
No. 438-18, Sec 2, Fenhiao, Linkou Dist., New Taipei City 244, Taiwan(R.O.C.)
Tel: +886-2172-1000 Fax: +886-2172-1322



Peak	Freq	Level	Read	Limit	Over	APos	TPos	Remark	Pol/Phase	Note
	MHz	dBuV/m	dBuV	dB/m	dBuV/m	dB	cm	deg		
1	5125.50	57.11	14.26	42.85	74.00	-16.89	151	209 Peak	Horizontal	
2	5220.00	117.79	74.84	42.95	68.29	49.59	151	209 Peak	Horizontal	
3	5423.50	56.68	13.58	43.10	74.00	-17.32	151	209 Peak	Horizontal	

Peak	Freq	Level	Read	Limit	Over	APos	TPos	Remark	Pol/Phase	Note
	MHz	dBuV/m	dBuV	dB/m	dBuV/m	dB	cm	deg		
1	5123.50	59.78	16.25	42.35	74.00	-15.30	193	177 Peak	Vertical	
2	5220.00	122.79	89.26	42.53	68.29	54.59	193	177 Peak	Vertical	
3	5415.50	57.04	14.19	42.85	74.00	-16.96	193	177 Peak	Vertical	

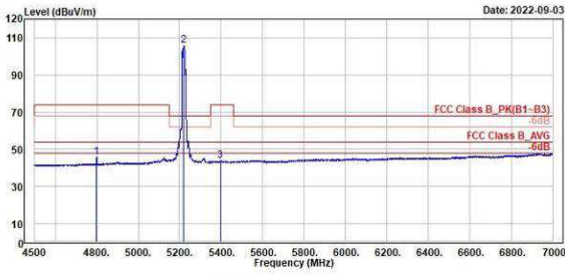
802.11ax HE20_OFDM

CH 40 (Horizontal) Average

CH 40 (Vertical) Average



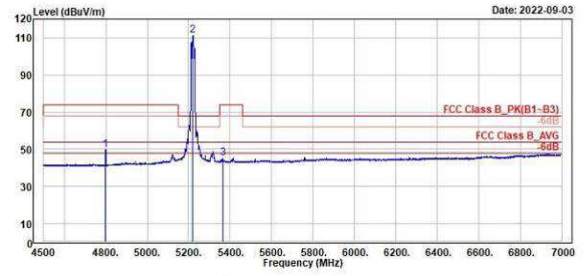
TÜV Rheinland Taiwan Ltd.
No. 438-18, Sec 2, Fenhiao, Linkou Dist., New Taipei City 244, Taiwan(R.O.C.)
Tel: +886-2172-1000 Fax: +886-2172-1322



1	2	3								
Level	Level	Level								
Factor	Factor	Factor								
Line	Line	Line								
Limit	Limit	Limit								
Over	Over	Over								
Limit	Limit	Limit								
APos	APos	APos								
TPos	TPos	TPos								
Remark	Remark	Remark								
Pol/Phase	Pol/Phase	Pol/Phase								
Note	Note	Note								
4799.59	45.78	3.58	42.28	54.00	-8.22	151	289	Average	Horizontal	
5220.00	105.95	62.90	42.95	54.00	51.85	151	289	Average	Horizontal	
5396.50	43.66	0.51	43.15	54.00	-10.34	151	289	Average	Horizontal	



TÜV Rheinland Taiwan Ltd.
No. 438-18, Sec 2, Fenhiao, Linkou Dist., New Taipei City 244, Taiwan(R.O.C.)
Tel: +886-2172-1000 Fax: +886-2172-1322



1	2	3								
Level	Level	Level								
Factor	Factor	Factor								
Line	Line	Line								
Limit	Limit	Limit								
Over	Over	Over								
Limit	Limit	Limit								
APos	APos	APos								
TPos	TPos	TPos								
Remark	Remark	Remark								
Pol/Phase	Pol/Phase	Pol/Phase								
Note	Note	Note								
4799.59	49.91	8.83	41.88	54.00	-4.89	193	177	Average	Vertical	
5220.00	111.19	68.66	42.53	54.00	57.19	193	177	Average	Vertical	
5365.00	45.09	2.34	42.75	54.00	-8.91	193	177	Average	Vertical	

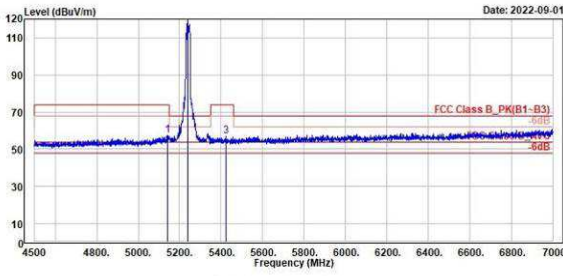
802.11ax HE20_OFDM

CH 48 (Horizontal) Peak

CH 48 (Vertical) Peak



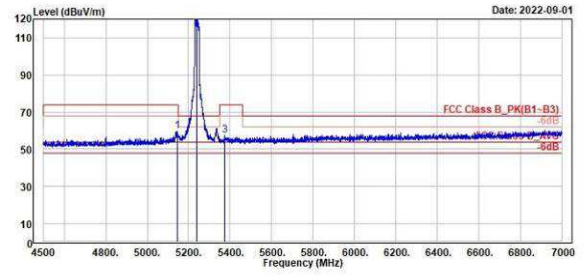
TÜV Rheinland Taiwan Ltd.
No. 438-18, Sec 2, Fenhiao, Linkou Dist., New Taipei City 244, Taiwan(R.O.C.)
Tel: +886-2172-1000 Fax: +886-2172-1322



Peak	Freq (MHz)	Level (dBuV/m)	Read Level (dBuV)	Factor (dB/m)	Limit (dBuV/m)	Over Limit (dB)	APos (cm)	TPos (deg)	Remark	Pol/Phase	Note
1	5140.50	57.49	14.63	42.86	74.00	-16.51	200	172	Peak	Horizontal	
2	5240.00	129.97	75.09	42.88	68.29	52.77	200	172	Peak	Horizontal	
3	5422.50	56.98	13.88	43.10	74.00	-17.02	200	172	Peak	Horizontal	



TÜV Rheinland Taiwan Ltd.
No. 438-18, Sec 2, Fenhiao, Linkou Dist., New Taipei City 244, Taiwan(R.O.C.)
Tel: +886-2172-1000 Fax: +886-2172-1322



Peak	Freq (MHz)	Level (dBuV/m)	Read Level (dBuV)	Factor (dB/m)	Limit (dBuV/m)	Over Limit (dB)	APos (cm)	TPos (deg)	Remark	Pol/Phase	Note
1	5144.50	59.83	17.46	42.37	74.00	-14.17	180	182	Peak	Vertical	
2	5240.00	124.18	81.64	42.54	68.29	55.98	180	182	Peak	Vertical	
3	5372.50	57.45	14.70	42.75	74.00	-16.55	180	182	Peak	Vertical	

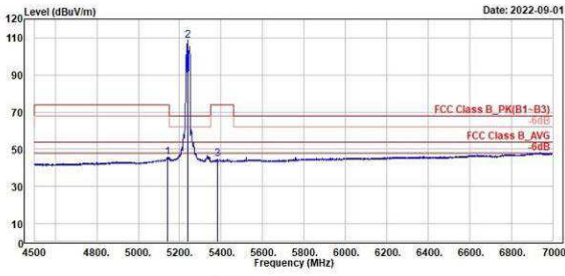
802.11ax HE20_OFDM

CH 48 (Horizontal) Average

CH 48 (Vertical) Average



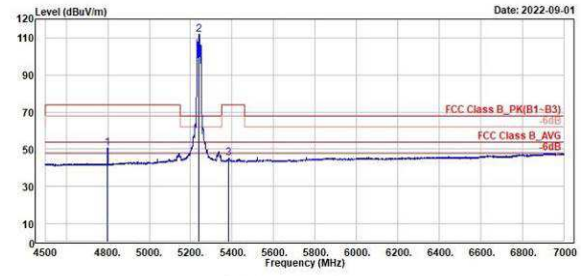
TÜV Rheinland Taiwan Ltd.
No. 438-18, Sec 2, Fenhiao, Linkou Dist., New Taipei City 244, Taiwan(R.O.C.)
Tel: +886-2172-1000 Fax: +886-2172-1322



1	2	3
Level	Level	Level
Factor	Factor	Factor
Line	Line	Line
Limit	Limit	Limit
Over	Over	Over
Limit	Limit	Limit
APos	APos	APos
TPos	TPos	TPos
Remark	Remark	Remark
Pol/Phase	Pol/Phase	Pol/Phase
Note	Note	Note
5140.50	5240.00	5382.00
45.74	100.66	44.88
2.88	69.78	1.83
42.86	42.88	43.05
54.00	54.00	54.00
-8.26	54.66	-9.12
200	200	200
172	172	172
Average	Average	Average
Horizontal	Horizontal	Horizontal



TÜV Rheinland Taiwan Ltd.
No. 438-18, Sec 2, Fenhiao, Linkou Dist., New Taipei City 244, Taiwan(R.O.C.)
Tel: +886-2172-1000 Fax: +886-2172-1322



1	2	3
Level	Level	Level
Factor	Factor	Factor
Line	Line	Line
Limit	Limit	Limit
Over	Over	Over
Limit	Limit	Limit
APos	APos	APos
TPos	TPos	TPos
Remark	Remark	Remark
Pol/Phase	Pol/Phase	Pol/Phase
Note	Note	Note
4799.50	5240.00	5384.00
50.76	111.75	45.22
8.88	69.21	2.46
41.88	42.54	42.76
54.00	54.00	54.00
-3.24	57.75	-8.78
180	180	180
182	182	182
Average	Average	Average
Vertical	Vertical	Vertical

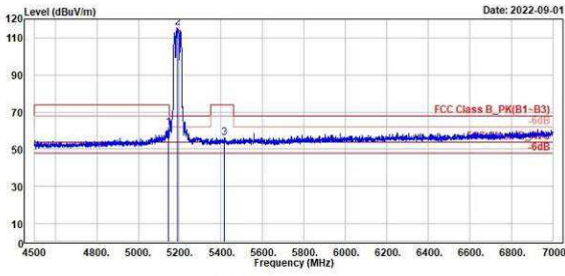
802.11ax HE40_OFDM

CH 38 (Horizontal) Peak

CH 38 (Vertical) Peak



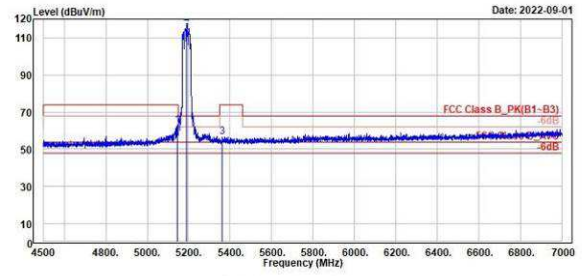
TÜV Rheinland Taiwan Ltd.
No. 438-18, Sec 2, Fenhiao, Linkou Dist., New Taipei City 244, Taiwan(R.O.C.)
Tel: +886-2172-1000 Fax: +886-2172-1322



1	2	3	Read Level	Level Factor	Limit Line	Over Limit	APos	TPos	Remark	Pol/Phase	Note
MHz	dBuV/m	dBuV	dB/m	dBuV/m	dB	cm	deg				
5144.59	61.59	18.72	42.87	74.00	-12.41	192	198	Peak	Horizontal		
5190.00	115.28	72.30	42.98	68.29	47.05	192	198	Peak	Horizontal		
5414.59	56.25	13.12	43.13	74.00	-17.75	192	198	Peak	Horizontal		



TÜV Rheinland Taiwan Ltd.
No. 438-18, Sec 2, Fenhiao, Linkou Dist., New Taipei City 244, Taiwan(R.O.C.)
Tel: +886-2172-1000 Fax: +886-2172-1322



1	2	3	Read Level	Level Factor	Limit Line	Over Limit	APos	TPos	Remark	Pol/Phase	Note
MHz	dBuV/m	dBuV	dB/m	dBuV/m	dB	cm	deg				
5143.59	62.78	20.41	42.37	74.00	-11.22	191	177	Peak	Vertical		
5190.00	117.63	75.15	42.48	68.29	49.43	191	177	Peak	Vertical		
5360.59	56.53	13.79	42.74	74.00	-17.47	191	177	Peak	Vertical		

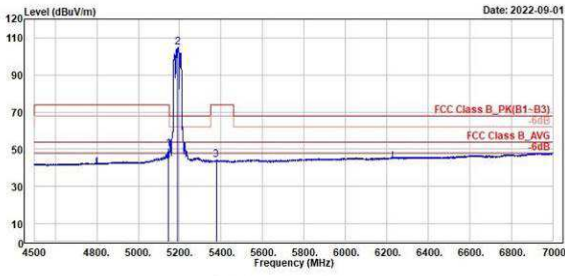
802.11ax HE40_OFDM

CH 38 (Horizontal) Average

CH 38 (Vertical) Average



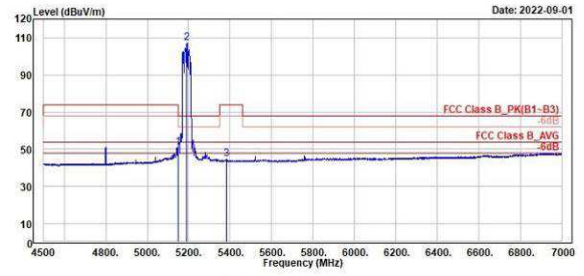
TÜV Rheinland Taiwan Ltd.
No. 438-18, Sec. 2, Fenhiao, Linkou Dist., New Taipei City 244, Taiwan(R.O.C.)
Tel: +886-2172-1000 Fax: +886-2172-1322



Read	Level	Factor	Limit	Over	APos	TPos	Remark	Pol/Phase	Note
MHz	dBuV/m	dBuV	dB/m	dBuV/m	dB	cm	deg		
1	5145.58	50.18	7.23	42.87	54.00	-3.00	192	198	Average Horizontal
2	5190.00	104.83	61.85	42.98	54.00	50.83	192	198	Average Horizontal
3	5376.00	44.15	1.14	43.01	54.00	-9.85	192	198	Average Horizontal



TÜV Rheinland Taiwan Ltd.
No. 438-18, Sec. 2, Fenhiao, Linkou Dist., New Taipei City 244, Taiwan(R.O.C.)
Tel: +886-2172-1000 Fax: +886-2172-1322



Read	Level	Factor	Limit	Over	APos	TPos	Remark	Pol/Phase	Note
MHz	dBuV/m	dBuV	dB/m	dBuV/m	dB	cm	deg		
1	5150.00	51.31	8.94	42.37	54.00	-2.69	191	177	Average Vertical
2	5190.00	107.01	64.53	42.48	54.00	53.01	191	177	Average Vertical
3	5383.00	44.55	1.79	42.76	54.00	-9.45	191	177	Average Vertical

802.11ax HE40_OFDM

CH 46 (Horizontal) Peak

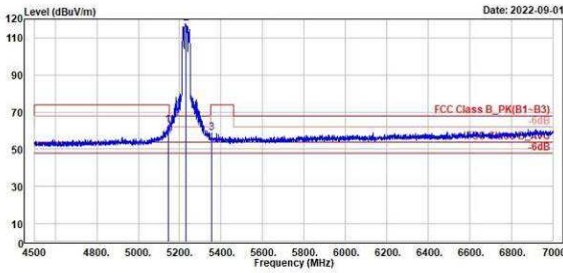
CH 46 (Vertical) Peak



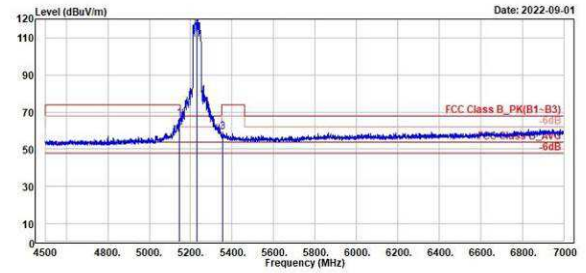
TÜV Rheinland Taiwan Ltd.
No. 438-18, Sec 2, Fenhiao, Linkou Dist., New Taipei City 244, Taiwan(R.O.C.)
Tel: +886-2172-1000 Fax: +886-2172-1322



TÜV Rheinland Taiwan Ltd.
No. 438-18, Sec 2, Fenhiao, Linkou Dist., New Taipei City 244, Taiwan(R.O.C.)
Tel: +886-2172-1000 Fax: +886-2172-1322



1	2	3	Read Level	Level Factor	Limit Line	Over Limit	APos	TPos	Remark	Pol/Phase	Note
MHz	dBuV/m	dBuV	dB/m	dBuV/m	dB	cm	deg				
5143.00	63.13	20.26	42.87	74.00	-10.87	198	183	Peak	Horizontal		
5230.00	117.02	74.90	42.92	68.29	49.62	198	183	Peak	Horizontal		
5354.00	59.03	16.17	42.86	74.00	-14.97	198	183	Peak	Horizontal		



1	2	3	Read Level	Level Factor	Limit Line	Over Limit	APos	TPos	Remark	Pol/Phase	Note
MHz	dBuV/m	dBuV	dB/m	dBuV/m	dB	cm	deg				
5146.50	66.42	24.05	42.37	74.00	-7.58	184	173	Peak	Vertical		
5230.00	121.16	78.62	42.54	68.29	52.96	184	173	Peak	Vertical		
5352.50	59.34	16.60	42.74	74.00	-14.66	184	173	Peak	Vertical		

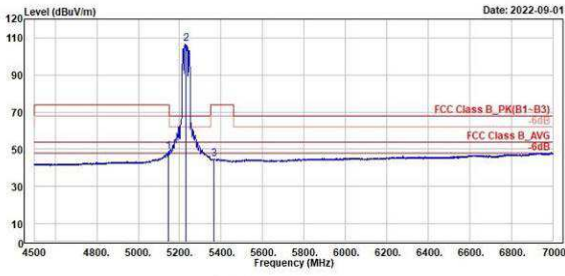
802.11ax HE40_OFDM

CH 46 (Horizontal) Average

CH 46 (Vertical) Average



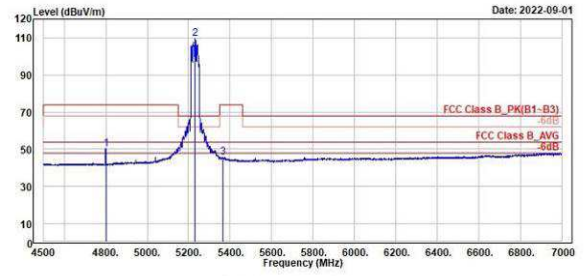
TÜV Rheinland Taiwan Ltd.
No. 438-18, Sec 2, Fenhiao, Linkou Dist., New Taipei City 244, Taiwan(R.O.C.)
Tel: +886-2172-1000 Fax: +886-2172-1322



Item	Freq (MHz)	Level (dBuV/m)	Read Level (dBuV)	Factor (dB/m)	Limit Line (dBuV/m)	Over Limit (dB)	APos (cm)	TPos (deg)	Remark	Pol/Phase	Note
1	5147.00	48.93	6.06	42.87	54.00	-5.07	198	183	Average	Horizontal	
2	5230.00	106.61	63.69	42.92	54.00	52.61	198	183	Average	Horizontal	
3	5366.50	44.84	1.89	42.95	54.00	-9.16	198	183	Average	Horizontal	



TÜV Rheinland Taiwan Ltd.
No. 438-18, Sec 2, Fenhiao, Linkou Dist., New Taipei City 244, Taiwan(R.O.C.)
Tel: +886-2172-1000 Fax: +886-2172-1322



Item	Freq (MHz)	Level (dBuV/m)	Read Level (dBuV)	Factor (dB/m)	Limit Line (dBuV/m)	Over Limit (dB)	APos (cm)	TPos (deg)	Remark	Pol/Phase	Note
1	4800.00	50.14	8.26	41.88	54.00	-3.86	184	173	Average	Vertical	
2	5230.00	109.41	66.87	42.54	54.00	55.41	184	173	Average	Vertical	
3	5364.00	45.61	2.87	42.74	54.00	-8.39	184	173	Average	Vertical	

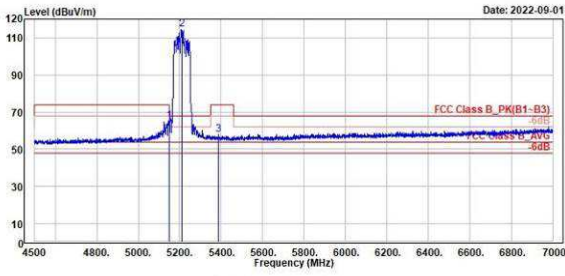
802.11ax HE80_OFDM

CH 42 (Horizontal) Peak

CH 42 (Vertical) Peak



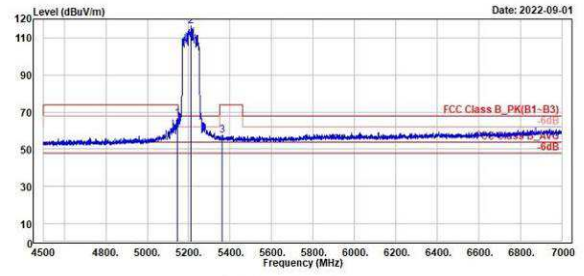
TÜV Rheinland Taiwan Ltd.
No. 438-18, Sec 2, Fenhiao, Linkou Dist., New Taipei City 244, Taiwan(R.O.C.)
Tel: +886-2172-1000 Fax: +886-2172-1322



1	2	3	Read Level	Level Factor	Limit Line	Over Limit	APos	TPos	Remark	Pol/Phase	Note
MHz	dBuV/m	dBuV	dB/m	dBuV/m	dB	cm	deg				
5148.00	65.36	22.49	42.87	74.00	-8.64	176	177	Peak	Horizontal		
5218.00	114.32	71.34	42.98	68.29	46.12	176	177	Peak	Horizontal		
5386.00	57.99	14.51	43.08	74.00	-16.01	176	177	Peak	Horizontal		



TÜV Rheinland Taiwan Ltd.
No. 438-18, Sec 2, Fenhiao, Linkou Dist., New Taipei City 244, Taiwan(R.O.C.)
Tel: +886-2172-1000 Fax: +886-2172-1322



1	2	3	Read Level	Level Factor	Limit Line	Over Limit	APos	TPos	Remark	Pol/Phase	Note
MHz	dBuV/m	dBuV	dB/m	dBuV/m	dB	cm	deg				
5146.50	66.53	24.16	42.37	74.00	-7.47	181	183	Peak	Vertical		
5218.00	116.54	74.02	42.52	68.29	48.34	181	183	Peak	Vertical		
5362.50	57.60	14.86	42.74	74.00	-16.40	181	183	Peak	Vertical		

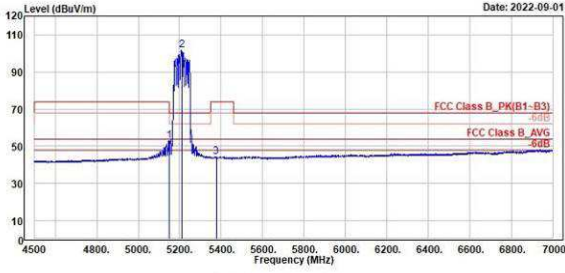
802.11ax HE80_OFDM

CH 42 (Horizontal) Average

CH 42 (Vertical) Average



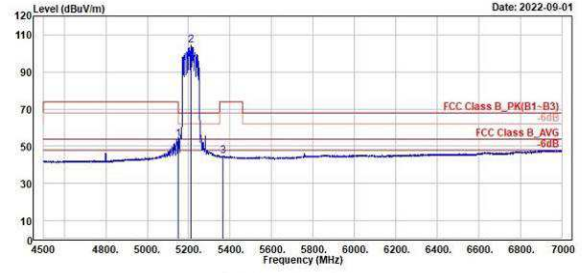
TÜV Rheinland Taiwan Ltd.
No. 438-18, Sec 2, Fenhiao, Linkou Dist., New Taipei City 244, Taiwan(R.O.C.)
Tel: +886-2172-1000 Fax: +886-2172-1322



Item	Freq	Level	Read Level	Factor	Limit Line	Over Limit	APos	TPos	Remark	Pol/Phase	Note
	MHz	dBuV/m	dBuV	dB/m	dBuV/m	dB	cm	deg			
1	5147.58	52.98	18.83	42.87	54.00	-1.10	176	177	Average	Horizontal	
2	5210.00	101.70	58.72	42.98	54.00	47.70	176	177	Average	Horizontal	
3	5376.00	44.33	1.32	43.01	54.00	-9.67	176	177	Average	Horizontal	



TÜV Rheinland Taiwan Ltd.
No. 438-18, Sec 2, Fenhiao, Linkou Dist., New Taipei City 244, Taiwan(R.O.C.)
Tel: +886-2172-1000 Fax: +886-2172-1322



Item	Freq	Level	Read Level	Factor	Limit Line	Over Limit	APos	TPos	Remark	Pol/Phase	Note
	MHz	dBuV/m	dBuV	dB/m	dBuV/m	dB	cm	deg			
1	5150.00	53.84	11.57	42.37	54.00	-0.86	181	183	Average	Vertical	
2	5210.00	104.55	62.83	42.52	54.00	50.55	181	183	Average	Vertical	
3	5364.00	44.75	2.01	42.74	54.00	-9.25	181	183	Average	Vertical	

802.11ax HE20_OFDMA

CH 36 (Horizontal) Peak

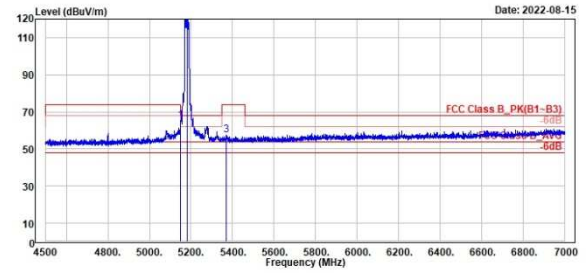
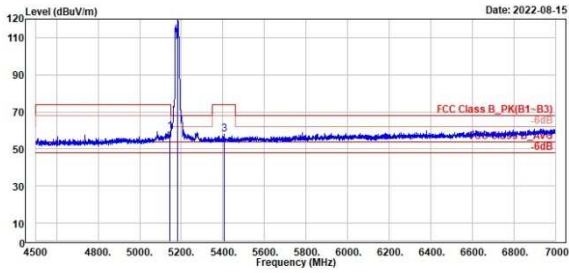
CH 36 (Vertical) Peak



TUV Rheinland Taiwan Ltd.
No. 438-18, Sec 2, Fenhiao, Linkou Dist., New Taipei City 244, Taiwan(R.O.C.)
Tel: +886-2172-1000 Fax: +886-2172-1322



TUV Rheinland Taiwan Ltd.
No. 438-18, Sec 2, Fenhiao, Linkou Dist., New Taipei City 244, Taiwan(R.O.C.)
Tel: +886-2172-1000 Fax: +886-2172-1322



Peak	Freq (MHz)	Level (dBuV/m)	Read Level (dBuV)	Level Factor (dB/m)	Limit Line (dBuV/m)	Over Limit (dB)	APos (cm)	TPos (deg)	Remark	Pol/Phase	Note
1	5144.00	59.32	16.45	42.87	74.00	-14.68	164	331	Peak	Horizontal	
2 *	5180.00	121.07	78.11	42.96	68.28	52.87	164	331	Peak	Horizontal	
3	5407.00	57.99	14.84	43.15	74.00	-16.01	164	331	Peak	Horizontal	

Peak	Freq (MHz)	Level (dBuV/m)	Read Level (dBuV)	Level Factor (dB/m)	Limit Line (dBuV/m)	Over Limit (dB)	APos (cm)	TPos (deg)	Remark	Pol/Phase	Note
1	5150.00	65.42	23.05	42.37	68.20	-2.78	187	360	Peak	Vertical	
2 *	5180.00	124.73	82.27	42.46	68.20	56.53	187	360	Peak	Vertical	
3	5370.50	57.44	14.69	42.75	74.00	-16.56	187	360	Peak	Vertical	

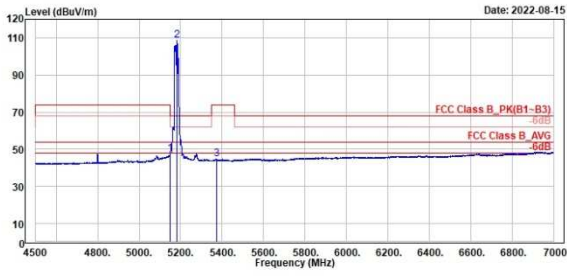
802.11ax HE20_OFDMA

CH 36 (Horizontal) Average

CH 36 (Vertical) Average



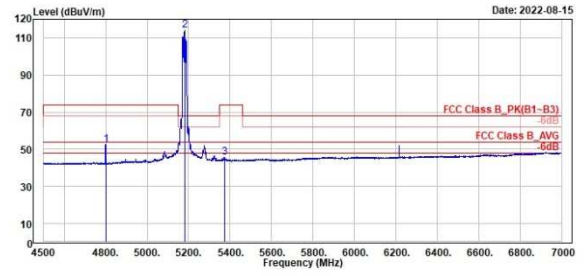
TUV Rheinland Taiwan Ltd.
No. 458-18, Sec 2, Fenliao, Linkou Dist., New Taipei City 244, Taiwan(R.O.C.)
Tel: +886-2172-1000 Fax: +886-2172-1322



1	2	3	Read Level	Level Factor	Limit Line	Over Limit	APos	TPos	Remark	Pol/Phase	Note
MHz	dBuV/m	dBuV	dB/m	dBuV/m	dB	cm	deg				
1	5150.00	47.66	4.79	42.87	54.00	-6.34	164	331	Average	Horizontal	
2	* 5180.00	100.00	65.04	42.96	54.00	54.00	164	331	Average	Horizontal	
3	5373.00	44.78	1.79	42.99	54.00	-9.22	164	331	Average	Horizontal	



TUV Rheinland Taiwan Ltd.
No. 458-18, Sec 2, Fenliao, Linkou Dist., New Taipei City 244, Taiwan(R.O.C.)
Tel: +886-2172-1000 Fax: +886-2172-1322



1	2	3	Read Level	Level Factor	Limit Line	Over Limit	APos	TPos	Remark	Pol/Phase	Note
MHz	dBuV/m	dBuV	dB/m	dBuV/m	dB	cm	deg				
1	4800.00	52.67	10.79	41.88	54.00	-1.33	187	360	Average	Vertical	
2	* 5180.00	114.12	71.06	42.46	54.00	60.12	187	360	Average	Vertical	
3	5372.50	45.85	3.10	42.75	54.00	-8.15	187	360	Average	Vertical	

802.11ax HE20_OFDMA

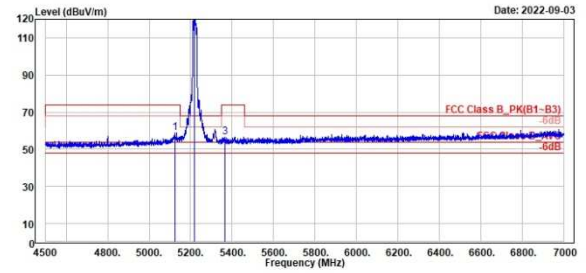
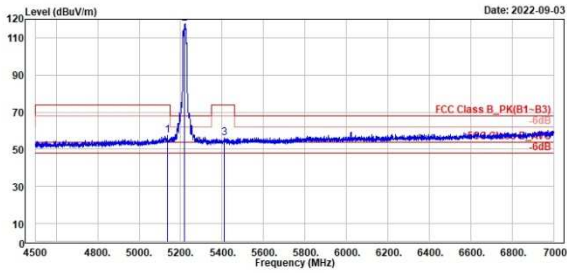
CH 40 (Horizontal) Peak

CH 40 (Vertical) Peak



TUV Rheinland Taiwan Ltd.
No. 458-18, Sec 2, Fenliao, Linkou Dist., New Taipei City 244, Taiwan(R.O.C.)
Tel: +886-2172-1000 Fax: +886-2172-1322

TUV Rheinland Taiwan Ltd.
No. 458-18, Sec 2, Fenliao, Linkou Dist., New Taipei City 244, Taiwan(R.O.C.)
Tel: +886-2172-1000 Fax: +886-2172-1322



Peak	Freq (MHz)	Level (dBuV/m)	Read Level (dBuV)	Factor (dB/m)	Limit Line (dBuV/m)	Over Limit (dB)	APos (cm)	TPos (deg)	Remark	Pol/Phase	Note
1	5136.00	57.57	14.71	42.86	74.00	-16.43	183	200	Peak	Horizontal	
2 *	5220.00	117.59	74.64	42.95	68.20	49.39	183	200	Peak	Horizontal	
3	5409.50	56.06	12.92	43.14	74.00	-17.94	183	200	Peak	Horizontal	

Peak	Freq (MHz)	Level (dBuV/m)	Read Level (dBuV)	Factor (dB/m)	Limit Line (dBuV/m)	Over Limit (dB)	APos (cm)	TPos (deg)	Remark	Pol/Phase	Note
1	5125.00	58.74	16.39	42.35	74.00	-15.26	184	178	Peak	Vertical	
2 *	5220.00	122.89	80.46	42.53	68.20	54.79	184	178	Peak	Vertical	
3	5365.00	56.58	13.83	42.75	74.00	-17.42	184	178	Peak	Vertical	

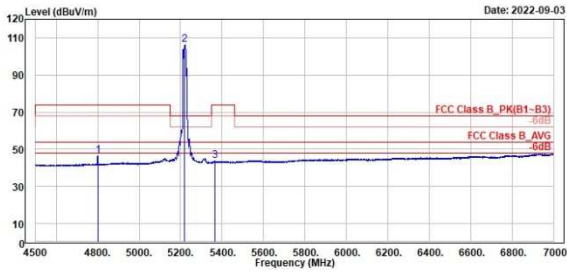
802.11ax HE20_OFDMA

CH 40 (Horizontal) Average

CH 40 (Vertical) Average



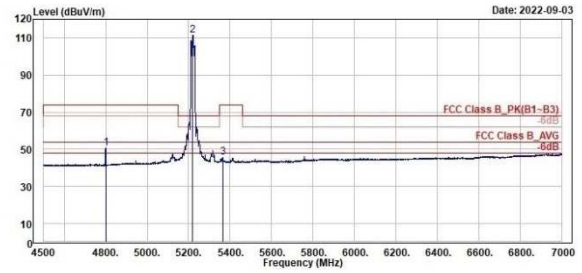
TUV Rheinland Taiwan Ltd.
No. 458-18, Sec 2, Fenliao, Linkou Dist., New Taipei City 244, Taiwan(R.O.C.)
Tel: +886-2172-1000 Fax: +886-2172-1322



1	2	3
4880.00	5220.00	5365.50
46.42	105.50	43.61
4.14	63.55	0.67
42.28	42.95	42.94
54.00	54.00	54.00
-7.58	52.50	-10.39
183	183	183
200	200	200
Average	Average	Average
Horizontal	Horizontal	Horizontal



TUV Rheinland Taiwan Ltd.
No. 458-18, Sec 2, Fenliao, Linkou Dist., New Taipei City 244, Taiwan(R.O.C.)
Tel: +886-2172-1000 Fax: +886-2172-1322



1	2	3
4880.00	5220.00	5365.00
50.49	111.53	45.61
8.61	69.00	2.86
41.88	42.53	42.75
54.00	54.00	54.00
-3.51	57.53	-8.39
184	184	184
178	178	178
Average	Average	Average
Vertical	Vertical	Vertical

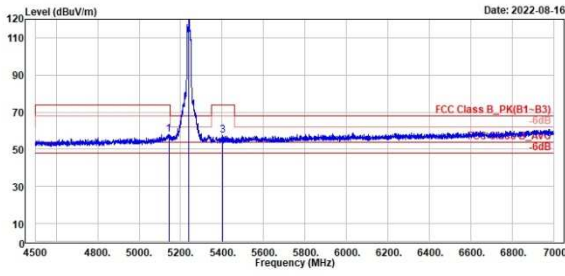
802.11ax HE20_OFDMA

CH 48 (Horizontal) Peak

CH 48 (Vertical) Peak



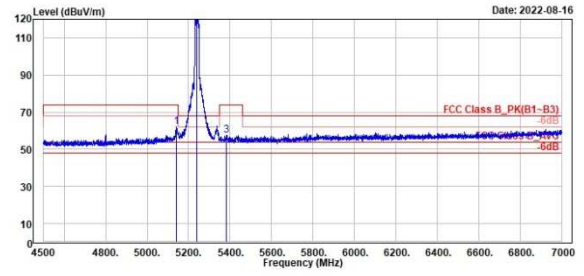
TUV Rheinland Taiwan Ltd.
No. 458-18, Sec 2, Fenliao, Linkou Dist., New Taipei City 244, Taiwan(R.O.C.)
Tel: +886-2172-1000 Fax: +886-2172-1322



Peak	Freq (MHz)	Level (dBuV/m)	Read Level (dBuV)	Factor (dB/m)	Limit Line (dBuV/m)	Over Limit (dB)	APos (cm)	TPos (deg)	Remark	Pol/Phase	Note
1	5143.00	58.11	15.24	42.87	74.00	-15.89	143	333	Peak	Horizontal	
2 *	5240.00	129.51	77.63	42.88	68.20	52.31	143	333	Peak	Horizontal	
3	5404.00	57.36	14.20	43.16	74.00	-16.64	143	333	Peak	Horizontal	



TUV Rheinland Taiwan Ltd.
No. 458-18, Sec 2, Fenliao, Linkou Dist., New Taipei City 244, Taiwan(R.O.C.)
Tel: +886-2172-1000 Fax: +886-2172-1322



Peak	Freq (MHz)	Level (dBuV/m)	Read Level (dBuV)	Factor (dB/m)	Limit Line (dBuV/m)	Over Limit (dB)	APos (cm)	TPos (deg)	Remark	Pol/Phase	Note
1	5142.50	62.04	19.67	42.37	74.00	-11.96	195	357	Peak	Vertical	
2 *	5240.00	129.26	82.72	42.54	68.20	57.06	195	357	Peak	Vertical	
3	5383.00	57.67	14.91	42.76	74.00	-16.33	195	357	Peak	Vertical	

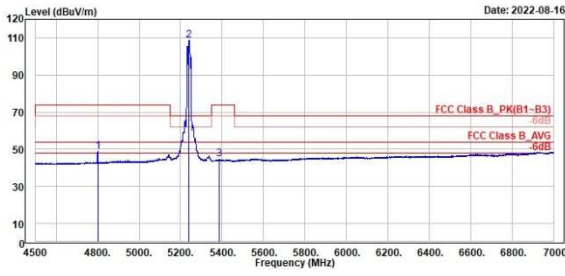
802.11ax HE20_OFDMA

CH 48 (Horizontal) Average

CH 48 (Vertical) Average



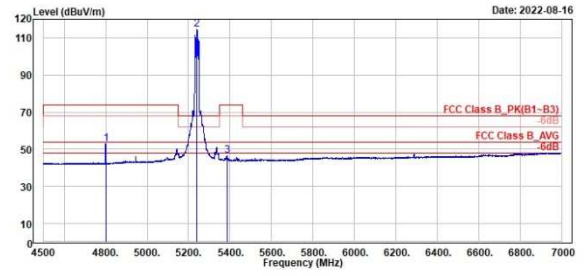
TUV Rheinland Taiwan Ltd.
No. 458-18, Sec 2, Fenhiao, Linkou Dist., New Taipei City 244, Taiwan(R.O.C.)
Tel: +886-2172-1000 Fax: +886-2172-1322



Read	Limit	Over	APos	TPos	Remark	Pol/Phase	Note
Level	Line	Limit	cm	deg			
Factor							
dB/m	dBuV/m	dB					
48.69	54.00	-5.31	143	333	Average	Horizontal	
65.66	54.00	11.66	143	333	Average	Horizontal	
44.58	54.00	-9.42	143	333	Average	Horizontal	



TUV Rheinland Taiwan Ltd.
No. 458-18, Sec 2, Fenhiao, Linkou Dist., New Taipei City 244, Taiwan(R.O.C.)
Tel: +886-2172-1000 Fax: +886-2172-1322



Read	Limit	Over	APos	TPos	Remark	Pol/Phase	Note
Level	Line	Limit	cm	deg			
Factor							
dB/m	dBuV/m	dB					
52.77	54.00	-1.23	195	357	Average	Vertical	
72.18	54.00	18.18	195	357	Average	Vertical	
46.35	54.00	-7.65	195	357	Average	Vertical	

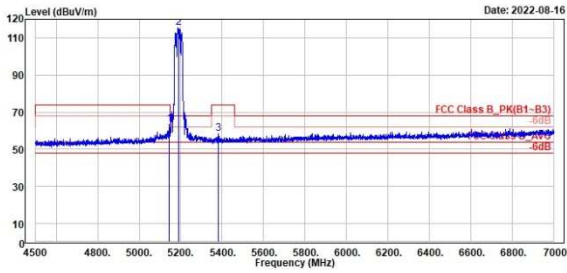
802.11ax HE40_OFDMA

CH 38 (Horizontal) Peak

CH 38 (Vertical) Peak



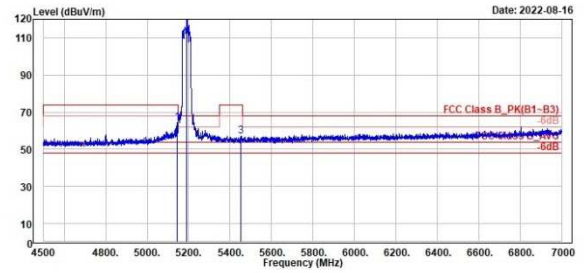
TUV Rheinland Taiwan Ltd.
No. 458-18, Sec 2, Fenliao, Linkou Dist., New Taipei City 244, Taiwan(R.O.C.)
Tel: +886-2172-1000 Fax: +886-2172-1322



Read	Limit	Over	APos	TPos	Remark	Pol/Phase	Note				
Freq	Level	Level	Factor	Line	Limit						
MHz	dBuV/m	dBuV	dB/m	dBuV/m	dB	cm	deg				
1	5146.50	83.65	20.78	42.87	74.00	-10.35	174	360	Peak	Horizontal	
2	5190.00	115.56	72.58	42.98	68.20	47.36	174	360	Peak	Horizontal	*
3	5380.50	58.20	15.16	43.04	74.00	-15.80	174	360	Peak	Horizontal	



TUV Rheinland Taiwan Ltd.
No. 458-18, Sec 2, Fenliao, Linkou Dist., New Taipei City 244, Taiwan(R.O.C.)
Tel: +886-2172-1000 Fax: +886-2172-1322



Read	Limit	Over	APos	TPos	Remark	Pol/Phase	Note				
Freq	Level	Level	Factor	Line	Limit						
MHz	dBuV/m	dBuV	dB/m	dBuV/m	dB	cm	deg				
1	5146.50	64.49	22.12	42.37	74.00	-9.51	196	360	Peak	Vertical	
2	5190.00	119.77	77.29	42.48	68.20	51.57	196	360	Peak	Vertical	*
3	5453.50	57.20	14.18	43.02	74.00	-16.80	196	360	Peak	Vertical	

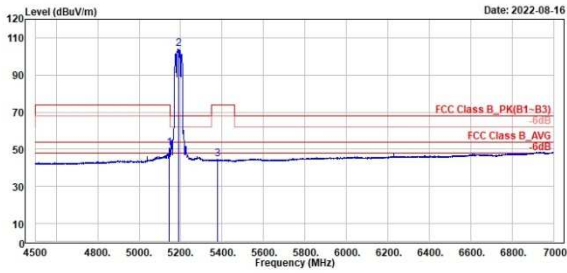
802.11ax HE40_OFDMA

CH 38 (Horizontal) Average

CH 38 (Vertical) Average



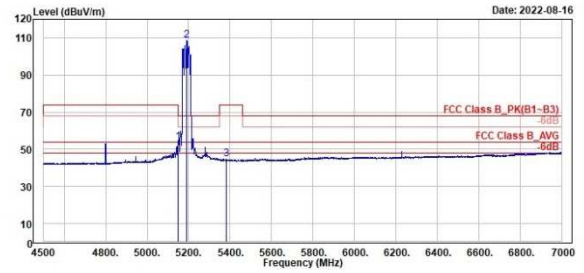
TUV Rheinland Taiwan Ltd.
No. 458-18, Sec 2, Fenhiao, Linkou Dist., New Taipei City 244, Taiwan(R.O.C.)
Tel: +886-2172-1000 Fax: +886-2172-1322



Read	Level	Factor	Limit	Over	APos	TPos	Remark	Pol/Phase	Note
MHz	dBuV/m	dBuV	dB/m	dBuV/m	dB	cm	deg		
1	5146.00	58.51	7.64	42.87	54.00	-3.49	174	360	Average Horizontal
2	5190.00	103.98	61.00	42.98	54.00	49.98	174	360	Average Horizontal
3	5377.00	44.51	1.49	43.02	54.00	-9.49	174	360	Average Horizontal



TUV Rheinland Taiwan Ltd.
No. 458-18, Sec 2, Fenhiao, Linkou Dist., New Taipei City 244, Taiwan(R.O.C.)
Tel: +886-2172-1000 Fax: +886-2172-1322



Read	Level	Factor	Limit	Over	APos	TPos	Remark	Pol/Phase	Note
MHz	dBuV/m	dBuV	dB/m	dBuV/m	dB	cm	deg		
1	5150.00	53.75	11.38	42.37	54.00	-0.25	196	360	Average Vertical
2	5190.00	100.52	66.04	42.48	54.00	54.52	196	360	Average Vertical
3	5383.50	44.64	1.88	42.76	54.00	-9.36	196	360	Average Vertical

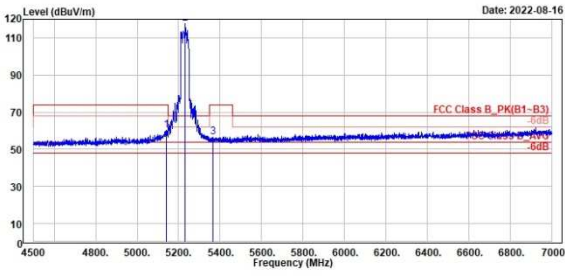
802.11ax HE40_OFDMA

CH 46 (Horizontal) Peak

CH 46 (Vertical) Peak



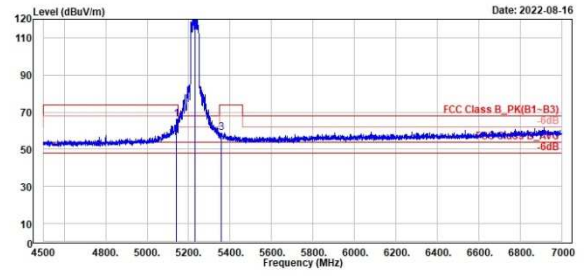
TUV Rheinland Taiwan Ltd.
No. 458-18, Sec 2, Fenliao, Linkou Dist., New Taipei City 244, Taiwan(R.O.C.)
Tel: +886-2172-1000 Fax: +886-2172-1322



Peak	Freq (MHz)	Level (dBuV/m)	Read Level (dBuV)	Factor (dB/m)	Limit Line (dBuV/m)	Over Limit (dB)	APos (cm)	TPos (deg)	Remark	Pol/Phase	Note
1	5142.58	80.39	17.52	42.87	74.00	-13.61	142	333	Peak	Horizontal	
2	5238.00	117.91	74.99	42.92	68.20	49.71	142	333	Peak	Horizontal	
3	5364.00	56.73	13.81	42.92	74.00	-17.27	142	333	Peak	Horizontal	



TUV Rheinland Taiwan Ltd.
No. 458-18, Sec 2, Fenliao, Linkou Dist., New Taipei City 244, Taiwan(R.O.C.)
Tel: +886-2172-1000 Fax: +886-2172-1322



Peak	Freq (MHz)	Level (dBuV/m)	Read Level (dBuV)	Factor (dB/m)	Limit Line (dBuV/m)	Over Limit (dB)	APos (cm)	TPos (deg)	Remark	Pol/Phase	Note
1	5142.00	66.12	23.75	42.37	74.00	-7.88	195	360	Peak	Vertical	
2	5238.00	123.76	81.22	42.54	68.20	55.56	195	360	Peak	Vertical	
3	5357.00	58.86	16.12	42.74	74.00	-15.14	195	360	Peak	Vertical	

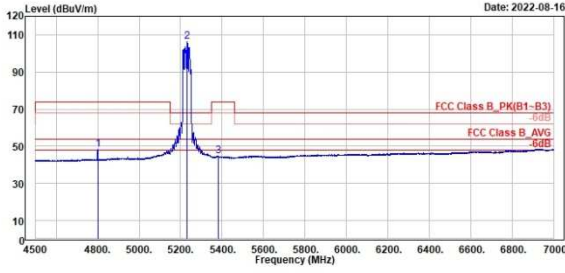
802.11ax HE40_OFDMA

CH 46 (Horizontal) Average

CH 46 (Vertical) Average



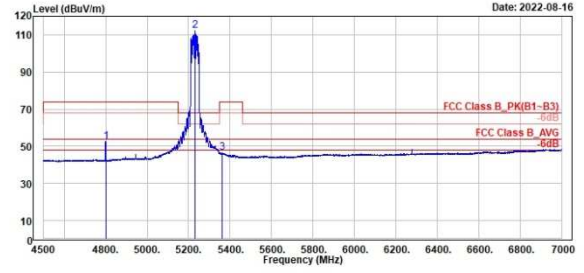
TUV Rheinland Taiwan Ltd.
No. 458-18, Sec 2, Fenliao, Linkou Dist., New Taipei City 244, Taiwan(R.O.C.)
Tel: +886-2172-1000 Fax: +886-2172-1322



Read	Level	Factor	Limit	Over	APos	TPos	Remark	Pol/Phase	Note
MHz	dBuV/m	dBuV	dB/m	dBuV/m	dB	cm	deg		
1	4880.00	48.14	5.86	42.28	54.00	-5.86	142	333	Average Horizontal
2	5238.00	106.28	63.36	42.92	54.00	52.28	142	333	Average Horizontal
3	5380.50	44.62	1.58	43.04	54.00	-9.38	142	333	Average Horizontal



TUV Rheinland Taiwan Ltd.
No. 458-18, Sec 2, Fenliao, Linkou Dist., New Taipei City 244, Taiwan(R.O.C.)
Tel: +886-2172-1000 Fax: +886-2172-1322



Read	Level	Factor	Limit	Over	APos	TPos	Remark	Pol/Phase	Note
MHz	dBuV/m	dBuV	dB/m	dBuV/m	dB	cm	deg		
1	4880.00	52.51	10.63	41.88	54.00	-1.49	195	360	Average Vertical
2	5238.00	112.02	69.48	42.54	54.00	58.02	195	360	Average Vertical
3	5361.50	46.56	3.82	42.74	54.00	-7.44	195	360	Average Vertical

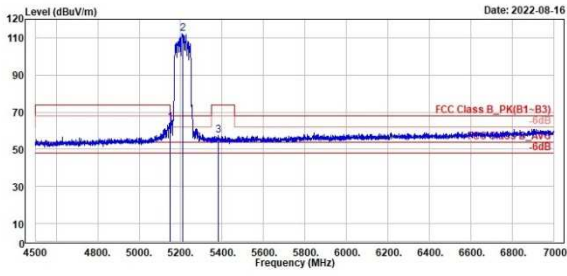
802.11ax HE80_OFDMA

CH 42 (Horizontal) Peak

CH 42 (Vertical) Peak



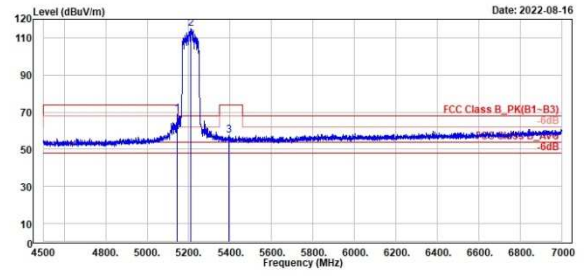
TUV Rheinland Taiwan Ltd.
No. 458-18, Sec 2, Fenliao, Linkou Dist., New Taipei City 244, Taiwan(R.O.C.)
Tel: +886-2172-1000 Fax: +886-2172-1322



1	2	3	Read Level	Level Factor	Limit Line	Over Limit	APos	TPos	Remark	Pol/Phase	Note
MHz	dBuV/m	dBuV	dB/m	dBuV/m	dB	cm	deg				
5147.58	64.18	21.31	42.87	74.00	-9.82	215	360	Peak	Horizontal		
5218.00	112.18	69.20	42.98	65.20	43.98	215	360	Peak	Horizontal		
5384.00	57.69	14.63	43.06	74.00	-16.31	215	360	Peak	Horizontal		



TUV Rheinland Taiwan Ltd.
No. 458-18, Sec 2, Fenliao, Linkou Dist., New Taipei City 244, Taiwan(R.O.C.)
Tel: +886-2172-1000 Fax: +886-2172-1322



1	2	3	Read Level	Level Factor	Limit Line	Over Limit	APos	TPos	Remark	Pol/Phase	Note
MHz	dBuV/m	dBuV	dB/m	dBuV/m	dB	cm	deg				
5146.50	69.01	26.64	42.37	74.00	-4.99	215	360	Peak	VERTICAL		
5218.00	119.11	72.59	42.52	68.20	46.91	215	360	Peak	VERTICAL		
5394.00	57.45	14.68	42.77	74.00	-16.55	215	360	Peak	VERTICAL		

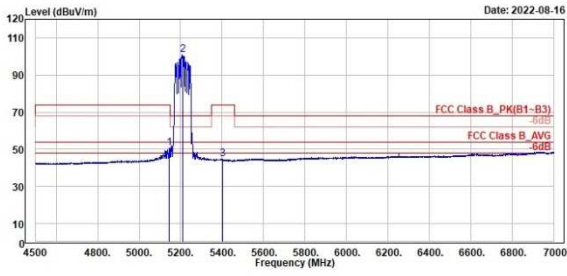
802.11ax HE80_OFDMA

CH 42 (Horizontal) Average

CH 42 (Vertical) Average



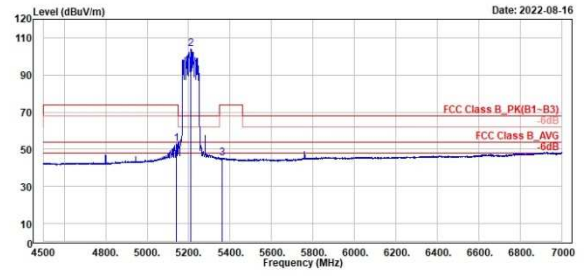
TUV Rheinland Taiwan Ltd.
No. 458-18, Sec 2, Fenliao, Linkou Dist., New Taipei City 244, Taiwan(R.O.C.)
Tel: +886-2172-1000 Fax: +886-2172-1322



Read	Level	Factor	Limit	Over	APos	TPos	Remark	Pol/Phase	Note
MHz	dBuV/m	dBuV	dB/m	dBuV/m	dB	cm	deg		
1	5145.50	50.81	7.94	42.87	54.00	-3.19	215	360	Average Horizontal
2	5218.00	101.96	50.08	42.98	54.00	47.06	215	360	Average Horizontal
3	5403.50	44.65	1.48	43.17	54.00	-9.35	215	360	Average Horizontal



TUV Rheinland Taiwan Ltd.
No. 458-18, Sec 2, Fenliao, Linkou Dist., New Taipei City 244, Taiwan(R.O.C.)
Tel: +886-2172-1000 Fax: +886-2172-1322



Read	Level	Factor	Limit	Over	APos	TPos	Remark	Pol/Phase	Note
MHz	dBuV/m	dBuV	dB/m	dBuV/m	dB	cm	deg		
1	5142.50	52.96	10.59	42.37	54.00	-1.04	215	360	Average VERTICAL
2	5218.00	103.90	61.38	42.52	54.00	49.90	215	360	Average VERTICAL
3	5362.00	45.25	2.51	42.74	54.00	-8.75	215	360	Average VERTICAL

Band Edges, 5.35GHz

U-NII-2A

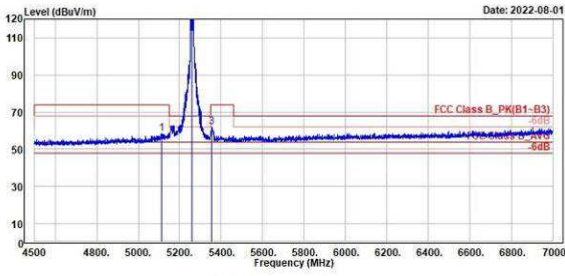
802.11a

CH 52 (Horizontal) Peak

CH 52 (Vertical) Peak



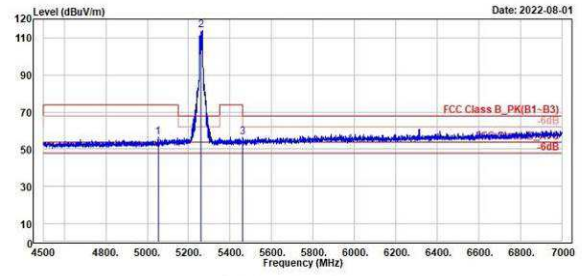
TÜV Rheinland Taiwan Ltd.
No. 438-18, Sec 2, Fenhiao, Linkou Dist., New Taipei City 244, Taiwan(R.O.C.)
Tel: +886-2172-1000 Fax: +886-2172-1322



Peak	Freq	Level	Read	Limit	Over	APos	TPos	Remark	Pol/Phase	Note
	MHz	dBuV/m	dBuV	dB/m	dBuV/m	dB	cm	deg		
1	5114.00	58.52	15.68	42.84	74.00	-15.48	105	84 Peak	Horizontal	
2	5349.00	123.44	80.56	42.88	68.29	55.24	105	84 Peak	Horizontal	
3	5355.50	61.86	18.99	42.87	74.00	-12.14	105	84 Peak	Horizontal	



TÜV Rheinland Taiwan Ltd.
No. 438-18, Sec 2, Fenhiao, Linkou Dist., New Taipei City 244, Taiwan(R.O.C.)
Tel: +886-2172-1000 Fax: +886-2172-1322



Peak	Freq	Level	Read	Limit	Over	APos	TPos	Remark	Pol/Phase	Note
	MHz	dBuV/m	dBuV	dB/m	dBuV/m	dB	cm	deg		
1	5093.00	56.57	14.27	42.20	74.00	-17.43	152	353 Peak	Vertical	
2	5349.00	113.86	71.28	42.58	68.29	45.66	152	353 Peak	Vertical	
3	5458.50	56.62	13.60	43.02	74.00	-17.38	152	353 Peak	Vertical	

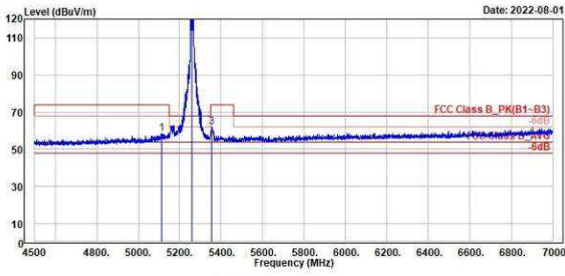
802.11a

CH 52 (Horizontal) Average

CH 52 (Vertical) Average



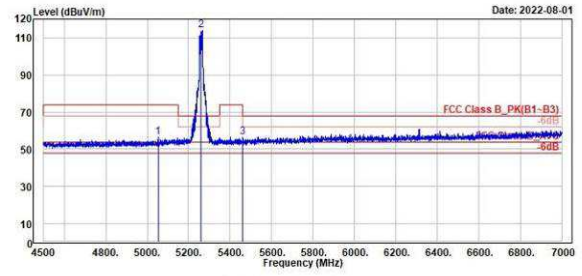
TUV Rheinland Taiwan Ltd.
No. 438-18, Sec 2, Fenhiao, Linkou Dist., New Taipei City 244, Taiwan(R.O.C.)
Tel: +886-2172-1000 Fax: +886-2172-1322



Peak	Freq	Level	Read	Limit	Over	APos	TPos	Remark	Pol/Phase	Note
	MHz	dBuV/m	dBuV	dB/m	dBuV/m	dB	cm	deg		
1	5114.00	58.52	15.68	42.84	74.00	-15.48	105	84 Peak	Horizontal	
2	5349.00	123.44	80.56	42.88	68.29	55.24	105	84 Peak	Horizontal	
3	5355.50	61.86	18.99	42.87	74.00	-12.14	105	84 Peak	Horizontal	



TUV Rheinland Taiwan Ltd.
No. 438-18, Sec 2, Fenhiao, Linkou Dist., New Taipei City 244, Taiwan(R.O.C.)
Tel: +886-2172-1000 Fax: +886-2172-1322



Peak	Freq	Level	Read	Limit	Over	APos	TPos	Remark	Pol/Phase	Note
	MHz	dBuV/m	dBuV	dB/m	dBuV/m	dB	cm	deg		
1	5093.00	56.57	14.27	42.20	74.00	-17.43	152	353 Peak	Vertical	
2	5349.00	113.86	71.28	42.58	68.29	45.66	152	353 Peak	Vertical	
3	5458.50	56.62	13.60	43.02	74.00	-17.38	152	353 Peak	Vertical	

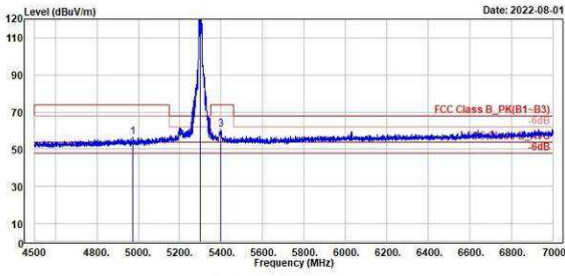
802.11a

CH 60 (Horizontal) Peak

CH 60 (Vertical) Peak



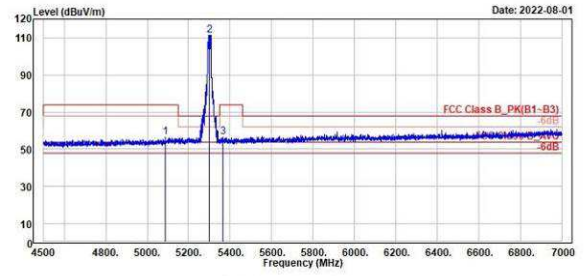
TUV Rheinland Taiwan Ltd.
No. 438-18, Sec 2, Fenhiao, Linkou Dist., New Taipei City 244, Taiwan(R.O.C.)
Tel: +886-2172-1000 Fax: +886-2172-1322



Peak	Freq	Level	Read	Limit	Over	APos	TPos	Remark	Pol/Phase	Note
	MHz	dBuV/m	dBuV	dB/m	dBuV/m	dB	cm	deg		
1	4973.58	56.75	14.27	42.48	74.00	-17.25	100	82 Peak	Horizontal	
2	5300.00	129.13	77.16	42.99	68.29	51.93	100	82 Peak	Horizontal	
3	5400.00	60.52	17.35	43.17	74.00	-13.48	100	82 Peak	Horizontal	



TUV Rheinland Taiwan Ltd.
No. 438-18, Sec 2, Fenhiao, Linkou Dist., New Taipei City 244, Taiwan(R.O.C.)
Tel: +886-2172-1000 Fax: +886-2172-1322



Peak	Freq	Level	Read	Limit	Over	APos	TPos	Remark	Pol/Phase	Note
	MHz	dBuV/m	dBuV	dB/m	dBuV/m	dB	cm	deg		
1	5087.00	56.49	14.28	42.20	74.00	-17.51	151	354 Peak	Vertical	
2	5300.00	111.49	68.88	42.69	68.29	43.29	151	354 Peak	Vertical	
3	5367.00	56.65	13.90	42.75	74.00	-17.35	151	354 Peak	Vertical	

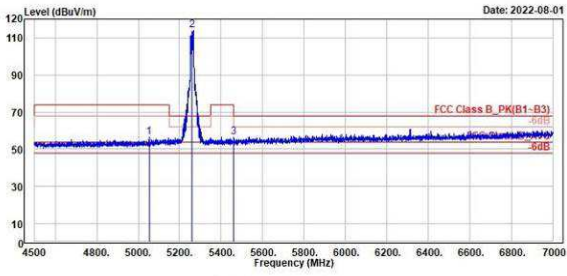
802.11a

CH 60 (Horizontal) Average

CH 60 (Vertical) Average



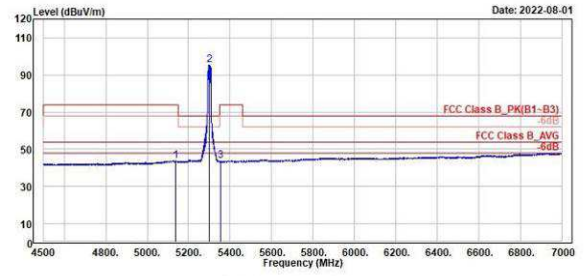
TÜV Rheinland Taiwan Ltd.
No. 438-18, Sec 2, Fenhiao, Linkou Dist., New Taipei City 244, Taiwan(R.O.C.)
Tel: +886-2172-1000 Fax: +886-2172-1322



Peak	Freq	Level	Read	Limit	Over	APos	TPos	Remark	Pol/Phase	Note
	MHz	dBuV/m	dBuV	dB/m	dBuV/m	dB	cm	deg		
1	5053.00	56.57	14.37	42.20	74.00	-17.43	152	353 Peak	Vertical	
2	5300.00	113.00	71.28	42.50	68.29	45.66	152	353 Peak	Vertical	
3	5458.50	56.62	13.60	43.02	74.00	-17.38	152	353 Peak	Vertical	



TÜV Rheinland Taiwan Ltd.
No. 438-18, Sec 2, Fenhiao, Linkou Dist., New Taipei City 244, Taiwan(R.O.C.)
Tel: +886-2172-1000 Fax: +886-2172-1322



Peak	Freq	Level	Read	Limit	Over	APos	TPos	Remark	Pol/Phase	Note
	MHz	dBuV/m	dBuV	dB/m	dBuV/m	dB	cm	deg		
1	5136.50	43.69	1.23	42.36	54.00	-10.31	151	354 Average	Vertical	
2	5300.00	99.24	52.55	42.69	54.00	43.24	151	354 Average	Vertical	
3	5354.00	43.73	0.99	42.74	54.00	-10.27	151	354 Average	Vertical	

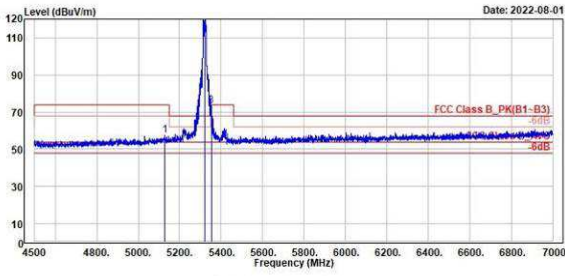
802.11a

CH 64 (Horizontal) Peak

CH 64 (Vertical) Peak



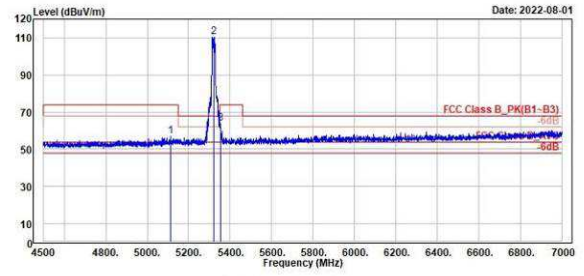
TÜV Rheinland Taiwan Ltd.
No. 438-18, Sec 2, Fenhiao, Linkou Dist., New Taipei City 244, Taiwan(R.O.C.)
Tel: +886-2172-1000 Fax: +886-2172-1322



Peak	Freq	Level	Read	Factor	Limit	Over	APos	TPos	Remark	Pol/Phase	Note
	MHz	dBuV/m	dBuV	dB/m	dBuV/m	dB	cm	deg			
1	5320.50	57.65	14.88	42.85	74.00	-16.35	105	82	Peak	Horizontal	
2	5320.00	120.59	77.65	42.93	68.20	52.39	105	82	Peak	Horizontal	
3	5351.50	73.48	30.64	42.84	74.00	-0.52	105	82	Peak	Horizontal	



TÜV Rheinland Taiwan Ltd.
No. 438-18, Sec 2, Fenhiao, Linkou Dist., New Taipei City 244, Taiwan(R.O.C.)
Tel: +886-2172-1000 Fax: +886-2172-1322



Peak	Freq	Level	Read	Factor	Limit	Over	APos	TPos	Remark	Pol/Phase	Note
	MHz	dBuV/m	dBuV	dB/m	dBuV/m	dB	cm	deg			
1	5111.50	57.04	14.78	42.26	74.00	-16.96	100	38	Peak	Vertical	
2	5320.00	110.59	67.65	42.71	68.20	42.39	100	38	Peak	Vertical	
3	5353.50	63.73	20.99	42.74	74.00	-10.27	100	38	Peak	Vertical	

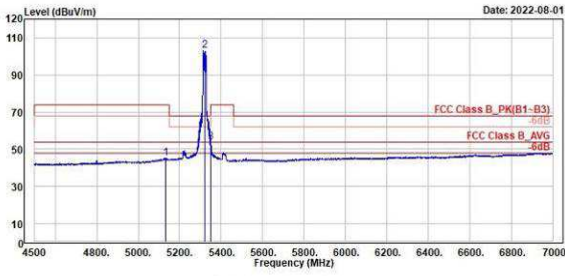
802.11a

CH 64 (Horizontal) Average

CH 64 (Vertical) Average



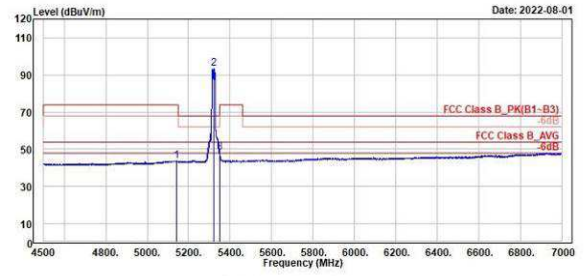
TÜV Rheinland Taiwan Ltd.
No. 438-18, Sec 2, Fenhiao, Linkou Dist., New Taipei City 244, Taiwan(R.O.C.)
Tel: +886-2172-1000 Fax: +886-2172-1322



1	2	3	Read Level	Level Factor	Limit Line	Over Limit	APos	TPos	Remark	Pol/Phase	Note
MHz	dBuV/m	dBuV	dB/m	dBuV/m	dB	cm	deg				
5134.00	45.29	2.43	42.86	54.00	-8.71	105	82	Average	Horizontal		
5330.00	103.04	60.11	42.93	54.00	49.04	105	82	Average	Horizontal		
5350.00	53.93	11.10	42.83	54.00	-0.07	105	82	Average	Horizontal		



TÜV Rheinland Taiwan Ltd.
No. 438-18, Sec 2, Fenhiao, Linkou Dist., New Taipei City 244, Taiwan(R.O.C.)
Tel: +886-2172-1000 Fax: +886-2172-1322



1	2	3	Read Level	Level Factor	Limit Line	Over Limit	APos	TPos	Remark	Pol/Phase	Note
MHz	dBuV/m	dBuV	dB/m	dBuV/m	dB	cm	deg				
5141.00	43.65	1.29	42.36	54.00	-10.35	100	38	Average	Vertical		
5330.00	93.72	51.01	42.71	54.00	39.72	100	38	Average	Vertical		
5350.00	48.47	5.74	42.73	54.00	-5.53	100	38	Average	Vertical		

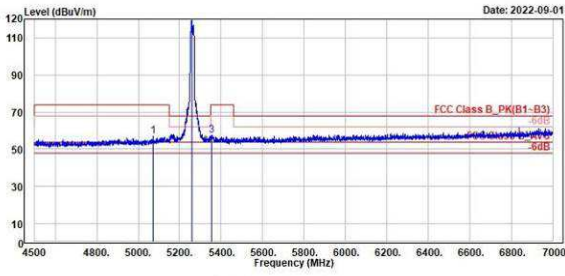
802.11ax HE20_OFDM

CH 52 (Horizontal) Peak

CH 52 (Vertical) Peak



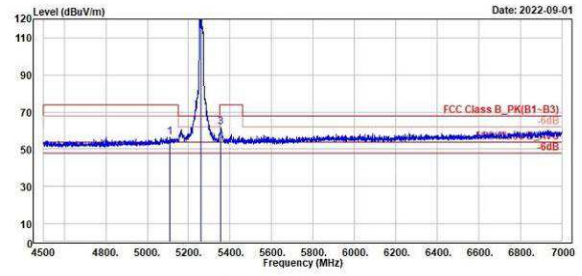
TÜV Rheinland Taiwan Ltd.
No. 438-18, Sec 2, Fenhiao, Linkou Dist., New Taipei City 244, Taiwan(R.O.C.)
Tel: +886-2172-1000 Fax: +886-2172-1322



1	2	3	Read Level	Level Factor	Limit Line	Over Limit	APos	TPos	Remark	Pol/Phase	Note
MHz	dBuV/m	dBuV	dB/m	dBuV/m	dB	cm	deg				
5870.50	57.18	14.61	42.57	74.00	-16.82	215	174	Peak	Horizontal		
5369.00	120.30	77.42	42.88	68.29	52.10	215	174	Peak	Horizontal		
5355.50	57.61	14.74	42.87	74.00	-16.39	215	174	Peak	Horizontal		



TÜV Rheinland Taiwan Ltd.
No. 438-18, Sec 2, Fenhiao, Linkou Dist., New Taipei City 244, Taiwan(R.O.C.)
Tel: +886-2172-1000 Fax: +886-2172-1322



1	2	3	Read Level	Level Factor	Limit Line	Over Limit	APos	TPos	Remark	Pol/Phase	Note
MHz	dBuV/m	dBuV	dB/m	dBuV/m	dB	cm	deg				
5109.50	56.69	14.35	42.34	74.00	-17.31	181	178	Peak	Vertical		
5369.00	124.04	81.46	42.58	68.29	55.84	181	178	Peak	Vertical		
5355.50	62.06	19.32	42.74	74.00	-11.94	181	178	Peak	Vertical		

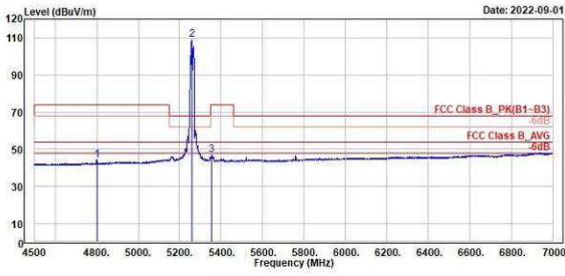
802.11ax HE20_OFDM

CH 52 (Horizontal) Average

CH 52 (Vertical) Average



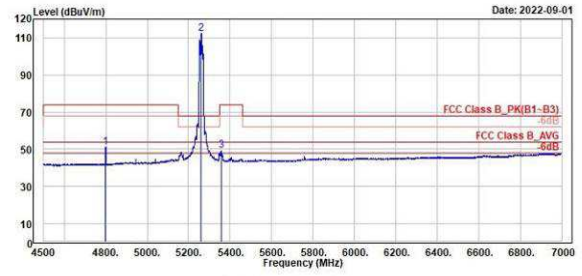
TÜV Rheinland Taiwan Ltd.
No. 438-18, Sec 2, Fenhiao, Linkou Dist., New Taipei City 244, Taiwan(R.O.C.)
Tel: +886-2172-1000 Fax: +886-2172-1322



1	2	3	Read Level	Level Factor	Limit Line	Over Limit	APos	TPos	Remark	Pol/Phase	Note
MHz	dBuV/m	dBuV	dB/m	dBuV/m	dB	cm	deg				
4800.00	44.45	2.17	42.28	54.00	-9.55	215	174	Average	Horizontal		
5354.00	47.17	4.31	42.86	54.00	-6.83	215	174	Average	Horizontal		



TÜV Rheinland Taiwan Ltd.
No. 438-18, Sec 2, Fenhiao, Linkou Dist., New Taipei City 244, Taiwan(R.O.C.)
Tel: +886-2172-1000 Fax: +886-2172-1322



1	2	3	Read Level	Level Factor	Limit Line	Over Limit	APos	TPos	Remark	Pol/Phase	Note
MHz	dBuV/m	dBuV	dB/m	dBuV/m	dB	cm	deg				
4799.50	51.81	9.13	41.68	54.00	-2.99	181	178	Average	Vertical		
5269.00	112.28	69.10	42.58	54.00	58.28	181	178	Average	Vertical		
5357.50	49.32	6.58	42.74	54.00	-4.68	181	178	Average	Vertical		

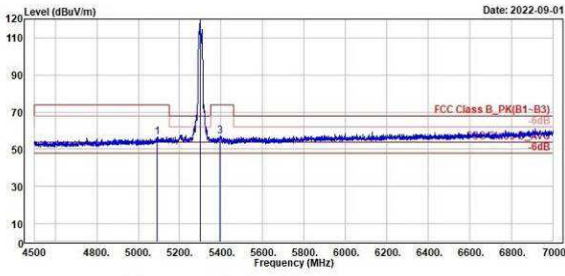
802.11ax HE20_OFDM

CH 60 (Horizontal) Peak

CH 60 (Vertical) Peak



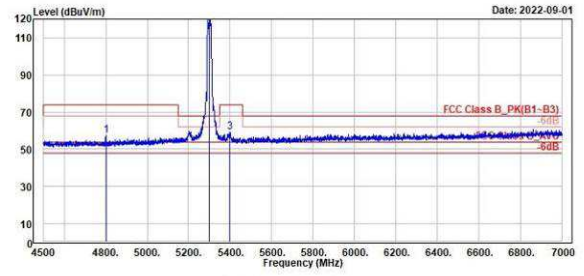
TÜV Rheinland Taiwan Ltd.
No. 438-18, Sec 2, Fenhiao, Linkou Dist., New Taipei City 244, Taiwan(R.O.C.)
Tel: +886-2172-1000 Fax: +886-2172-1322



Peak	Freq (MHz)	Level (dBuV/m)	Read Level (dBuV)	Factor (dB/m)	Limit Line (dBuV/m)	Over Limit (dB)	APos (cm)	TPos (deg)	Remark	Pol/Phase	Note
1	5391.00	56.47	13.72	42.75	74.00	-17.53	176	151	Peak	Horizontal	
2	5380.00	119.49	70.50	42.99	68.20	51.29	176	151	Peak	Horizontal	
3	5395.00	56.92	13.78	43.14	74.00	-17.08	176	151	Peak	Horizontal	



TÜV Rheinland Taiwan Ltd.
No. 438-18, Sec 2, Fenhiao, Linkou Dist., New Taipei City 244, Taiwan(R.O.C.)
Tel: +886-2172-1000 Fax: +886-2172-1322



Peak	Freq (MHz)	Level (dBuV/m)	Read Level (dBuV)	Factor (dB/m)	Limit Line (dBuV/m)	Over Limit (dB)	APos (cm)	TPos (deg)	Remark	Pol/Phase	Note
1	4800.00	57.70	15.82	41.88	74.00	-16.30	171	178	Peak	Vertical	
2	5380.00	123.48	80.79	42.69	68.20	55.28	171	178	Peak	Vertical	
3	5398.50	59.36	16.59	42.77	74.00	-14.64	171	178	Peak	Vertical	

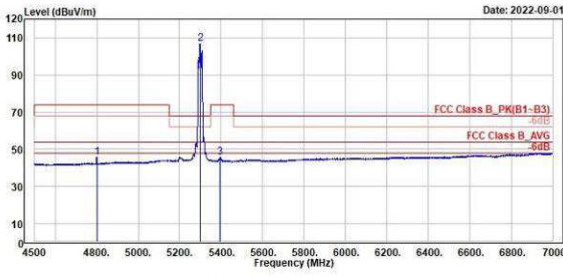
802.11ax HE20_OFDM

CH 60 (Horizontal) Average

CH 60 (Vertical) Average



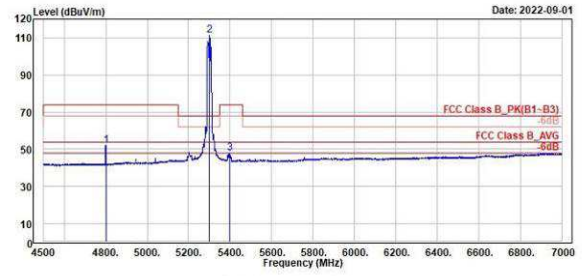
TUV Rheinland Taiwan Ltd.
No. 438-18, Sec 2, Fenhiao, Linkou Dist., New Taipei City 244, Taiwan(R.O.C.)
Tel: +886-2172-1000 Fax: +886-2172-1322



1	2	3
4800.00	5300.00	5395.50
45.64	106.83	45.64
3.36	63.86	2.50
42.28	42.99	43.14
54.00	54.00	54.00
-8.36	52.83	-8.36
176	176	176
151	151	151
Average	Average	Average
Horizontal	Horizontal	Horizontal



TUV Rheinland Taiwan Ltd.
No. 438-18, Sec 2, Fenhiao, Linkou Dist., New Taipei City 244, Taiwan(R.O.C.)
Tel: +886-2172-1000 Fax: +886-2172-1322



1	2	3
4800.00	5300.00	5397.50
52.00	111.39	48.13
10.12	69.70	5.36
41.88	42.69	42.77
54.00	54.00	54.00
-2.00	57.39	-5.87
171	171	171
178	178	178
Average	Average	Average
Vertical	Vertical	Vertical

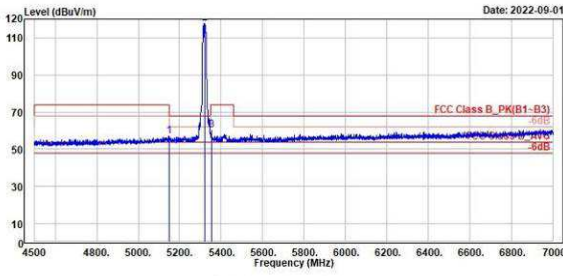
802.11ax HE20_OFDM

CH 64 (Horizontal) Peak

CH 64 (Vertical) Peak



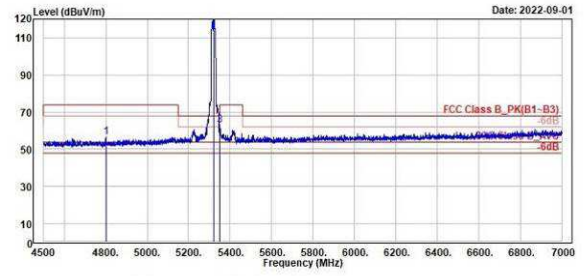
TÜV Rheinland Taiwan Ltd.
No. 438-18, Sec 2, Fenhiao, Linkou Dist., New Taipei City 244, Taiwan(R.O.C.)
Tel: +886-2172-1000 Fax: +886-2172-1322



1	2	3	Read Level	Level Factor	Limit Line	Over Limit	APos	TPos	Remark	Pol/Phase	Note
MHz	dBuV/m	dBuV	dB/m	dBuV/m	dB	cm	deg				
5150.00	57.16	14.23	42.87	68.20	-11.10	214	212	Peak	Horizontal		
5320.00	117.00	74.87	42.93	68.20	49.60	214	212	Peak	Horizontal		
5353.00	60.07	17.21	42.86	74.00	-13.93	214	212	Peak	Horizontal		



TÜV Rheinland Taiwan Ltd.
No. 438-18, Sec 2, Fenhiao, Linkou Dist., New Taipei City 244, Taiwan(R.O.C.)
Tel: +886-2172-1000 Fax: +886-2172-1322



1	2	3	Read Level	Level Factor	Limit Line	Over Limit	APos	TPos	Remark	Pol/Phase	Note
MHz	dBuV/m	dBuV	dB/m	dBuV/m	dB	cm	deg				
4800.00	56.50	14.62	41.88	74.00	-17.50	191	178	Peak	Vertical		
5320.00	122.00	79.38	42.71	68.20	53.80	191	178	Peak	Vertical		
5350.00	63.17	20.44	42.73	68.20	-5.03	191	178	Peak	Vertical		

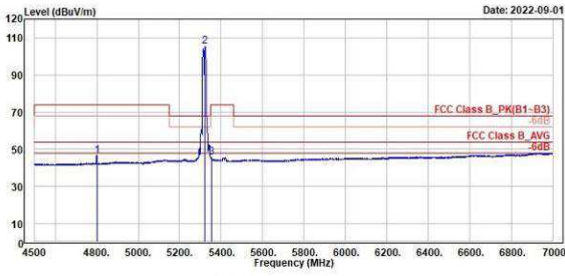
802.11ax HE20_OFDM

CH 64 (Horizontal) Average

CH 64 (Vertical) Average



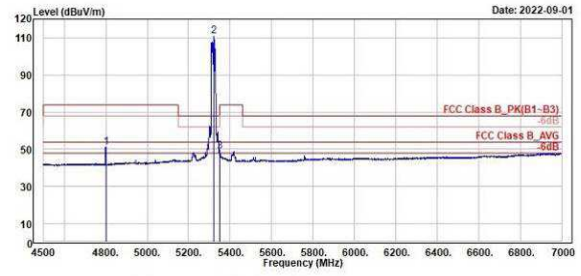
TÜV Rheinland Taiwan Ltd.
No. 438-18, Sec 2, Fenhiao, Linkou Dist., New Taipei City 244, Taiwan(R.O.C.)
Tel: +886-2172-1000 Fax: +886-2172-1322



1	2	3	4	5	6	7	8	9	10	11	12	13	14	15	16	17	18	19	20
1	2	3	4	5	6	7	8	9	10	11	12	13	14	15	16	17	18	19	20
MHz	dBuV/m	dBuV	dB/m	dBuV/m	dB	cm	deg												
1	4800.00	46.60	4.32	42.28	54.00	-7.40	214	212	Average	Horizontal									
2	5320.00	105.46	62.53	42.93	54.00	51.46	214	212	Average	Horizontal									
3	5352.00	45.85	3.60	42.85	54.00	-8.15	214	212	Average	Horizontal									



TÜV Rheinland Taiwan Ltd.
No. 438-18, Sec 2, Fenhiao, Linkou Dist., New Taipei City 244, Taiwan(R.O.C.)
Tel: +886-2172-1000 Fax: +886-2172-1322



1	2	3	4	5	6	7	8	9	10	11	12	13	14	15	16	17	18	19	20
1	2	3	4	5	6	7	8	9	10	11	12	13	14	15	16	17	18	19	20
MHz	dBuV/m	dBuV	dB/m	dBuV/m	dB	cm	deg												
1	4800.00	51.10	9.22	41.88	54.00	-2.90	191	178	Average	Vertical									
2	5320.00	110.99	68.28	42.71	54.00	56.99	191	178	Average	Vertical									
3	5350.00	48.87	6.14	42.73	54.00	-5.13	191	178	Average	Vertical									

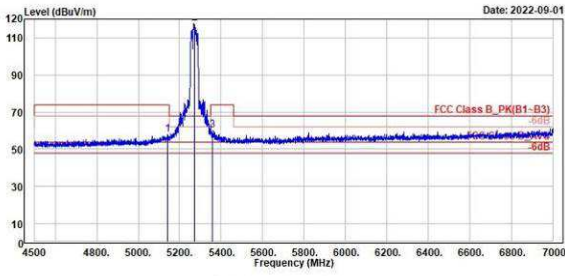
802.11ax HE40_OFDM

CH 54 (Horizontal) Peak

CH 54 (Vertical) Peak



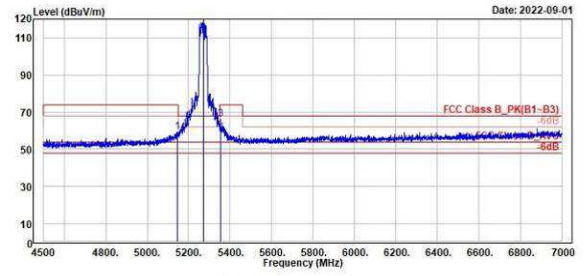
TÜV Rheinland Taiwan Ltd.
No. 438-18, Sec 2, Fenhiao, Linkou Dist., New Taipei City 244, Taiwan(R.O.C.)
Tel: +886-2172-1000 Fax: +886-2172-1322



1	2	3	Read Level	Level Factor	Limit Line	Over Limit	APos	TPos	Remark	Pol/Phase	Note
MHz	dBuV/m	dBuV	dB/m	dBuV/m	dB	cm	deg				
5139.50	57.92	15.06	42.86	74.00	-16.08	186	173	Peak	Horizontal		
5270.00	117.53	74.62	42.91	68.29	49.33	186	173	Peak	Horizontal		
5356.00	60.44	17.56	42.88	74.00	-13.56	186	173	Peak	Horizontal		



TÜV Rheinland Taiwan Ltd.
No. 438-18, Sec 2, Fenhiao, Linkou Dist., New Taipei City 244, Taiwan(R.O.C.)
Tel: +886-2172-1000 Fax: +886-2172-1322



1	2	3	Read Level	Level Factor	Limit Line	Over Limit	APos	TPos	Remark	Pol/Phase	Note
MHz	dBuV/m	dBuV	dB/m	dBuV/m	dB	cm	deg				
5146.00	59.38	17.01	42.37	74.00	-14.62	182	178	Peak	Vertical		
5270.00	121.95	79.34	42.61	68.29	53.75	182	178	Peak	Vertical		
5352.00	66.24	23.50	42.74	74.00	-7.76	182	178	Peak	Vertical		

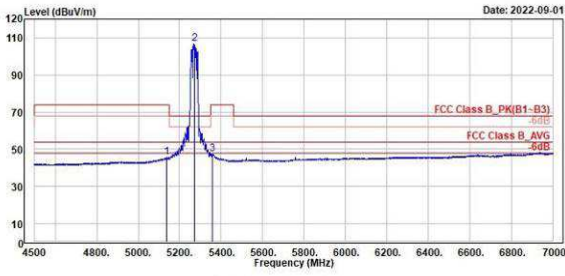
802.11ax HE40_OFDM

CH 54 (Horizontal) Average

CH 54 (Vertical) Average



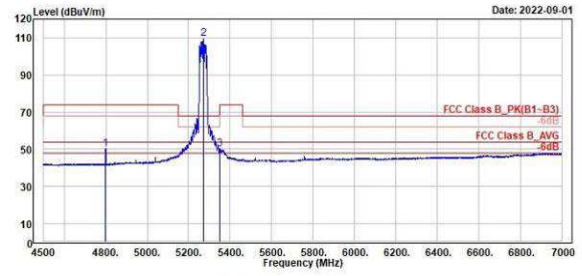
TÜV Rheinland Taiwan Ltd.
No. 438-18, Sec 2, Fenhiao, Linkou Dist., New Taipei City 244, Taiwan(R.O.C.)
Tel: +886-2172-1000 Fax: +886-2172-1322



1	2	3	Read Level	Level Factor	Limit Line	Over Limit	APos	TPos	Remark	Pol/Phase	Note
MHz	dBuV/m	dBuV	dB/m	dBuV/m	dB	cm	deg				
5138.58	45.54	2.68	42.86	54.00	-8.46	186	173	Average	Horizontal		
5278.00	106.99	64.08	42.91	54.00	52.99	186	173	Average	Horizontal		
5358.00	47.24	4.35	42.89	54.00	-6.76	186	173	Average	Horizontal		



TÜV Rheinland Taiwan Ltd.
No. 438-18, Sec 2, Fenhiao, Linkou Dist., New Taipei City 244, Taiwan(R.O.C.)
Tel: +886-2172-1000 Fax: +886-2172-1322



1	2	3	Read Level	Level Factor	Limit Line	Over Limit	APos	TPos	Remark	Pol/Phase	Note
MHz	dBuV/m	dBuV	dB/m	dBuV/m	dB	cm	deg				
4799.50	50.28	8.48	41.80	54.00	-3.72	182	178	Average	Vertical		
5278.00	109.68	67.87	42.81	54.00	55.68	182	178	Average	Vertical		
5351.00	50.24	7.51	42.73	54.00	-3.76	182	178	Average	Vertical		

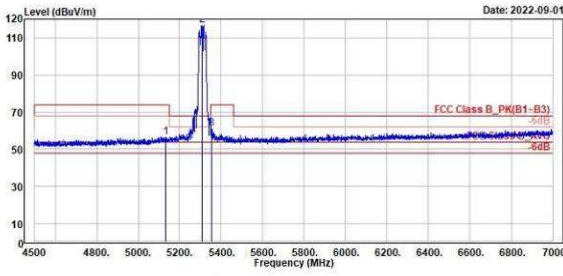
802.11ax HE40_OFDM

CH 62 (Horizontal) Peak

CH 62 (Vertical) Peak



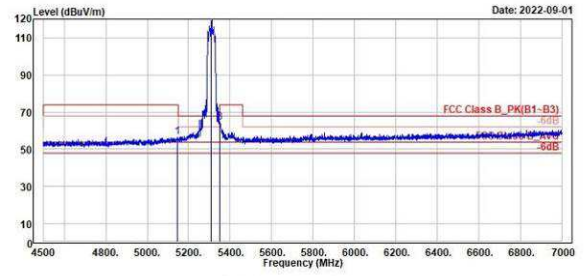
TÜV Rheinland Taiwan Ltd.
No. 438-18, Sec 2, Fenhiao, Linkou Dist., New Taipei City 244, Taiwan(R.O.C.)
Tel: +886-2172-1000 Fax: +886-2172-1322



1	2	3	Read Level	Level Factor	Limit Line	Over Limit	APos	TPos	Remark	Pol/Phase	Note
MHz	dBuV/m	dBuV	dB/m	dBuV/m	dB	cm	deg				
5333.58	96.58	13.72	42.86	74.00	-17.42	188	188	Peak	Horizontal		
5319.00	117.93	74.07	42.96	68.29	-48.83	188	188	Peak	Horizontal		
5355.00	60.93	18.66	42.87	74.00	-13.07	188	188	Peak	Horizontal		



TÜV Rheinland Taiwan Ltd.
No. 438-18, Sec 2, Fenhiao, Linkou Dist., New Taipei City 244, Taiwan(R.O.C.)
Tel: +886-2172-1000 Fax: +886-2172-1322



1	2	3	Read Level	Level Factor	Limit Line	Over Limit	APos	TPos	Remark	Pol/Phase	Note
MHz	dBuV/m	dBuV	dB/m	dBuV/m	dB	cm	deg				
5145.50	96.58	14.21	42.37	74.00	-17.42	182	190	Peak	Vertical		
5319.00	119.39	75.69	42.70	68.29	-51.19	182	198	Peak	Vertical		
5351.00	64.30	21.57	42.73	74.00	-9.70	182	190	Peak	Vertical		

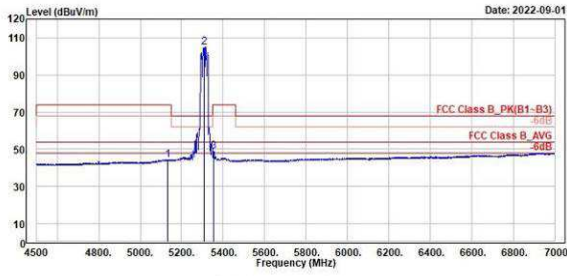
802.11ax HE40_OFDM

CH 62 (Horizontal) Average

CH 62 (Vertical) Average



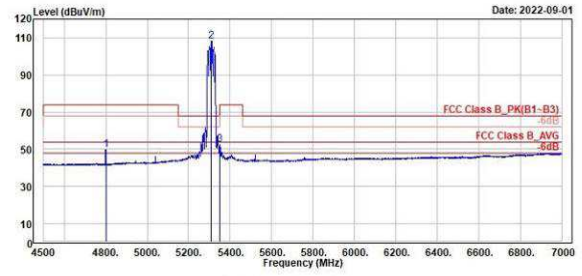
TÜV Rheinland Taiwan Ltd.
No. 438-18, Sec 2, Fenhiao, Linkou Dist., New Taipei City 244, Taiwan(R.O.C.)
Tel: +886-2172-1000 Fax: +886-2172-1322



1	2	3	Read Level	Level Factor	Limit Line	Over Limit	APos	TPos	Remark	Pol/Phase	Note
MHz	dBuV/m	dBuV	dB/m	dBuV/m	dB	cm	deg				
5133.58	44.31	1.45	42.86	54.00	-9.69	188	188	Average	Horizontal		
5310.00	104.86	61.90	42.96	54.00	50.86	188	188	Average	Horizontal		
5354.50	48.97	6.10	42.87	54.00	-5.03	188	188	Average	Horizontal		



TÜV Rheinland Taiwan Ltd.
No. 438-18, Sec 2, Fenhiao, Linkou Dist., New Taipei City 244, Taiwan(R.O.C.)
Tel: +886-2172-1000 Fax: +886-2172-1322



1	2	3	Read Level	Level Factor	Limit Line	Over Limit	APos	TPos	Remark	Pol/Phase	Note
MHz	dBuV/m	dBuV	dB/m	dBuV/m	dB	cm	deg				
4800.00	49.78	7.98	41.80	54.00	-4.22	182	190	Average	Vertical		
5310.00	100.07	65.37	42.70	54.00	54.07	182	190	Average	Vertical		
5350.00	52.37	9.64	42.73	54.00	-1.63	182	190	Average	Vertical		

802.11ax HE80_OFDM

CH 58 (Horizontal) Peak

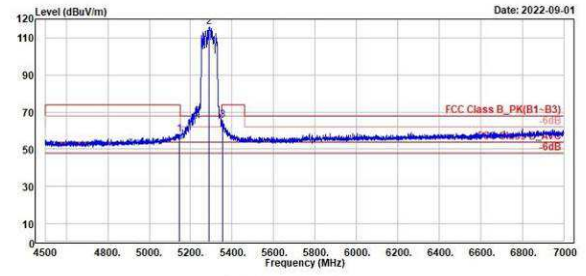
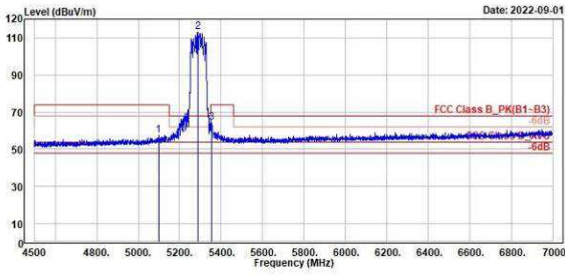
CH 58 (Vertical) Peak



TÜV Rheinland Taiwan Ltd.
No. 438-18, Sec 2, Fenhiao, Linkou Dist., New Taipei City 244, Taiwan(R.O.C.)
Tel: +886-2172-1000 Fax: +886-2172-1322



TÜV Rheinland Taiwan Ltd.
No. 438-18, Sec 2, Fenhiao, Linkou Dist., New Taipei City 244, Taiwan(R.O.C.)
Tel: +886-2172-1000 Fax: +886-2172-1322



1	2	3	Read Level	Level Factor	Limit Line	Over Limit	APos	TPos	Remark	Pol/Phase	Note
MHz	dBuV/m	dBuV	dB/m	dBuV/m	dB	cm	deg				
5898.00	57.47	14.66	42.81	74.00	-16.53	216	177	Peak	Horizontal		
5390.00	112.04	69.98	42.96	68.29	44.74	216	177	Peak	Horizontal		
5354.00	64.47	21.61	42.86	74.00	-9.53	216	177	Peak	Horizontal		

1	2	3	Read Level	Level Factor	Limit Line	Over Limit	APos	TPos	Remark	Pol/Phase	Note
MHz	dBuV/m	dBuV	dB/m	dBuV/m	dB	cm	deg				
5145.00	59.07	15.70	42.37	74.00	-15.93	168	178	Peak	Vertical		
5390.00	116.05	73.39	42.66	68.29	47.85	168	178	Peak	Vertical		
5352.50	65.87	23.13	42.74	74.00	-8.13	168	178	Peak	Vertical		

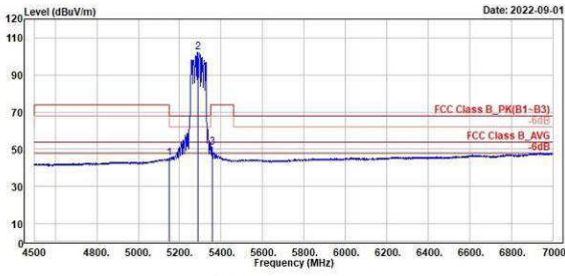
802.11ax HE80_OFDM

CH 58 (Horizontal) Average

CH 58 (Vertical) Average



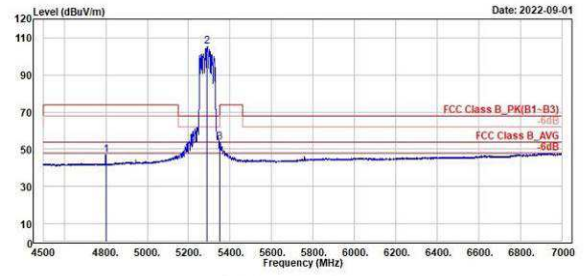
TÜV Rheinland Taiwan Ltd.
No. 438-18, Sec 2, Fenhiao, Linkou Dist., New Taipei City 244, Taiwan(R.O.C.)
Tel: +886-2172-1000 Fax: +886-2172-1322



1	2	3	Read Level	Level Factor	Limit Line	Over Limit	APos	TPos	Remark	Pol/Phase	Note
MHz	dBuV/m	dBuV	dB/m	dBuV/m	dB	cm	deg				
5148.58	45.87	2.28	42.87	54.00	-8.93	216	177	Average	Horizontal		
5298.00	102.38	59.42	42.96	54.00	46.38	216	177	Average	Horizontal		
5356.00	51.28	8.40	42.88	54.00	-2.72	216	177	Average	Horizontal		



TÜV Rheinland Taiwan Ltd.
No. 438-18, Sec 2, Fenhiao, Linkou Dist., New Taipei City 244, Taiwan(R.O.C.)
Tel: +886-2172-1000 Fax: +886-2172-1322



1	2	3	Read Level	Level Factor	Limit Line	Over Limit	APos	TPos	Remark	Pol/Phase	Note
MHz	dBuV/m	dBuV	dB/m	dBuV/m	dB	cm	deg				
4800.00	46.89	5.81	41.88	54.00	-7.11	168	178	Average	Vertical		
5298.00	105.52	62.96	42.66	54.00	51.62	168	178	Average	Vertical		
5351.00	53.99	11.26	42.73	54.00	-0.01	168	178	Average	Vertical		

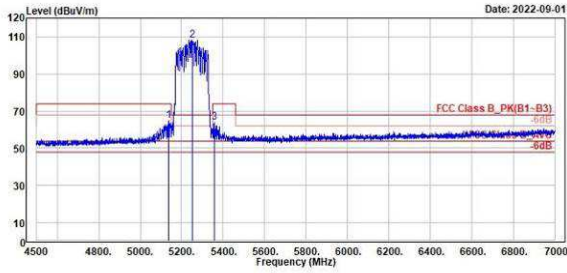
802.11ax HE160_OFDM

CH 50 (Horizontal) Peak

CH 50 (Vertical) Peak



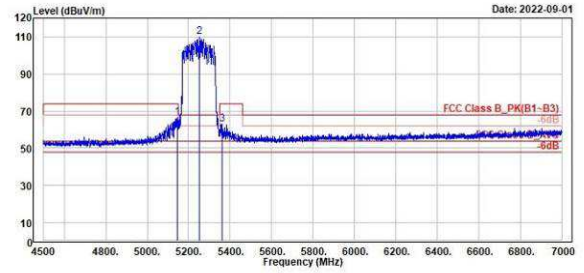
TUV Rheinland Taiwan Ltd.
No. 438-18, Sec 2, Fenhiao, Linkou Dist., New Taipei City 244, Taiwan(R.O.C.)
Tel: +886-2172-1000 Fax: +886-2172-1322



Peak	Freq	Level	Read Level	Factor	Limit Line	Over Limit	APos	TPos	Remark	Pol/Phase	Note
	MHz	dBuV/m	dBuV	dB/m	dBuV/m	dB	cm	deg			
1	5138.00	64.91	22.05	42.86	74.00	-9.09	194	188	Peak	Horizontal	
2	5250.00	100.27	65.42	42.85	68.20	40.07	194	188	Peak	Horizontal	
3	5358.00	64.03	21.14	42.89	74.00	-9.97	194	188	Peak	Horizontal	



TUV Rheinland Taiwan Ltd.
No. 438-18, Sec 2, Fenhiao, Linkou Dist., New Taipei City 244, Taiwan(R.O.C.)
Tel: +886-2172-1000 Fax: +886-2172-1322



Peak	Freq	Level	Read Level	Factor	Limit Line	Over Limit	APos	TPos	Remark	Pol/Phase	Note
	MHz	dBuV/m	dBuV	dB/m	dBuV/m	dB	cm	deg			
1	5146.00	66.39	24.02	42.37	74.00	-7.61	178	180	Peak	Vertical	
2	5250.00	110.13	67.58	42.55	68.20	41.93	178	180	Peak	Vertical	
3	5361.50	62.95	20.21	42.74	74.00	-11.05	178	180	Peak	Vertical	

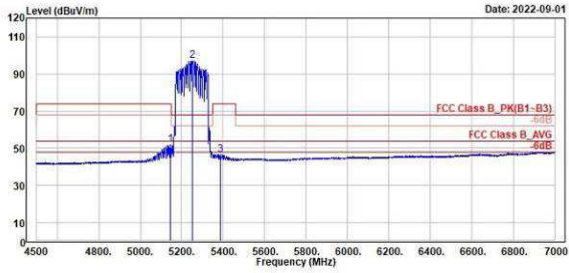
802.11ax HE160_OFDM

CH 50 (Horizontal) Average

CH 50 (Vertical) Average



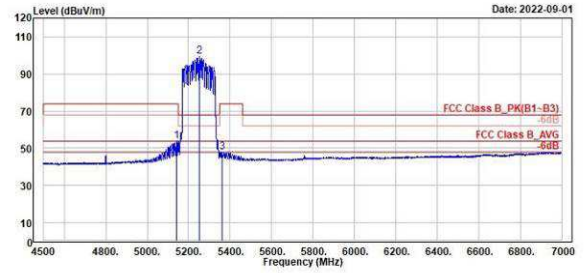
TÜV Rheinland Taiwan Ltd.
No. 438-18, Sec 2, Fenhiao, Linkou Dist., New Taipei City 244, Taiwan(R.O.C.)
Tel: +886-2172-1000 Fax: +886-2172-1322



Freq	Level	Read Level	Factor	Limit Line	Over Limit	APos	TPos	Remark	Pol/Phase	Note
MHz	dBuV/m	dBuV	dB/m	dBuV/m	dB	cm	deg			
1 5145.00	51.02	8.95	42.07	54.00	-2.18	194	188	Average	Horizontal	
2 * 5250.00	97.00	54.23	42.05	54.00	43.00	194	188	Average	Horizontal	
3: 5384.59	46.77	3.70	43.07	54.00	-7.23	194	188	Average	Horizontal	



TÜV Rheinland Taiwan Ltd.
No. 438-18, Sec 2, Fenhiao, Linkou Dist., New Taipei City 244, Taiwan(R.O.C.)
Tel: +886-2172-1000 Fax: +886-2172-1322



Freq	Level	Read Level	Factor	Limit Line	Over Limit	APos	TPos	Remark	Pol/Phase	Note
MHz	dBuV/m	dBuV	dB/m	dBuV/m	dB	cm	deg			
1 5142.00	53.62	11.25	42.37	54.00	-0.38	178	180	Average	Vertical	
2 * 5250.00	99.37	55.82	42.55	54.00	45.37	178	180	Average	Vertical	
3: 5361.00	47.98	5.24	42.74	54.00	-6.02	178	180	Average	Vertical	

802.11ax HE20_OFDMA

CH 52 (Horizontal) Peak

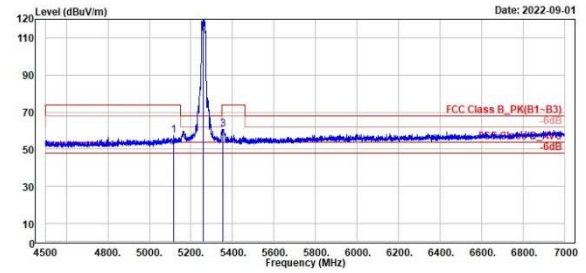
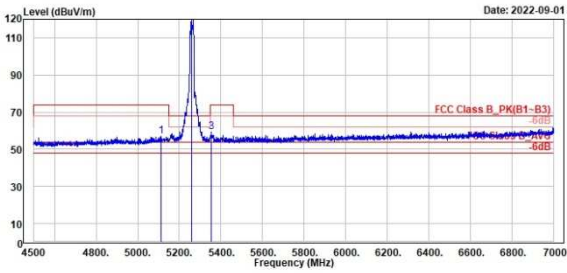
CH 52 (Vertical) Peak



TUV Rheinland Taiwan Ltd.
No. 438-18, Sec 2, Fenhiao, Linkou Dist., New Taipei City 244, Taiwan(R.O.C.)
Tel: +886-2172-1000 Fax: +886-2172-1322



TUV Rheinland Taiwan Ltd.
No. 438-18, Sec 2, Fenhiao, Linkou Dist., New Taipei City 244, Taiwan(R.O.C.)
Tel: +886-2172-1000 Fax: +886-2172-1322



Peak	Freq	Level	Read	Limit	Over	Apos	TPos	Remark	Pol/Phase	Note
	MHz	dBuV/m	dBuV	dB/m	dBuV/m	dB	cm	deg		
1	5113.58	56.81	13.97	42.84	74.00	-17.19	187	175 Peak	Horizontal	
2 *	5260.00	119.41	76.53	42.88	68.29	51.21	187	175 Peak	Horizontal	
3	5354.50	59.46	16.59	42.87	74.00	-14.54	187	175 Peak	Horizontal	

Peak	Freq	Level	Read	Limit	Over	Apos	TPos	Remark	Pol/Phase	Note
	MHz	dBuV/m	dBuV	dB/m	dBuV/m	dB	cm	deg		
1	5115.50	57.30	14.96	42.34	74.00	-16.70	185	177 Peak	Vertical	
2 *	5260.00	123.64	81.06	42.58	68.29	55.44	185	177 Peak	Vertical	
3	5355.00	60.53	17.79	42.74	74.00	-13.47	185	177 Peak	Vertical	

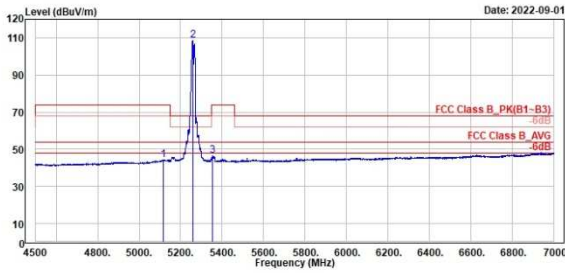
802.11ax HE20_OFDMA

CH 52 (Horizontal) Average

CH 52 (Vertical) Average



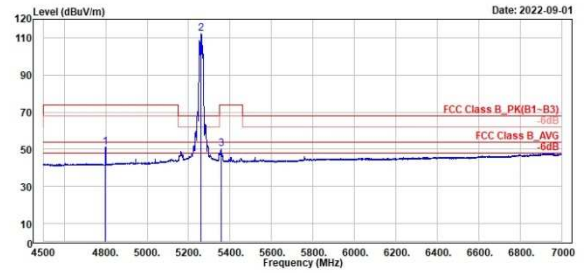
TUV Rheinland Taiwan Ltd.
No. 458-18, Sec 2, Fenliao, Linkou Dist., New Taipei City 244, Taiwan(R.O.C.)
Tel: +886-2172-1000 Fax: +886-2172-1322



Read	Level	Factor	Limit	Over	APos	TPos	Remark	Pol/Phase	Note
MHz	dBuV/m	dBuV	dB/m	dBuV/m	dB	cm	deg		
1	5114.58	44.31	1.47	42.84	54.00	-9.69	187	175	Average Horizontal
2 *	5268.00	105.40	65.52	42.88	54.00	54.40	187	175	Average Horizontal
3	5353.00	46.74	3.88	42.86	54.00	-7.26	187	175	Average Horizontal



TUV Rheinland Taiwan Ltd.
No. 458-18, Sec 2, Fenliao, Linkou Dist., New Taipei City 244, Taiwan(R.O.C.)
Tel: +886-2172-1000 Fax: +886-2172-1322



Read	Level	Factor	Limit	Over	APos	TPos	Remark	Pol/Phase	Note
MHz	dBuV/m	dBuV	dB/m	dBuV/m	dB	cm	deg		
1	4799.50	51.13	9.25	41.88	54.00	-2.87	185	177	Average Vertical
2 *	5268.00	112.17	69.59	42.58	54.00	58.17	185	177	Average Vertical
3	5357.00	50.14	7.40	42.74	54.00	-3.86	185	177	Average Vertical

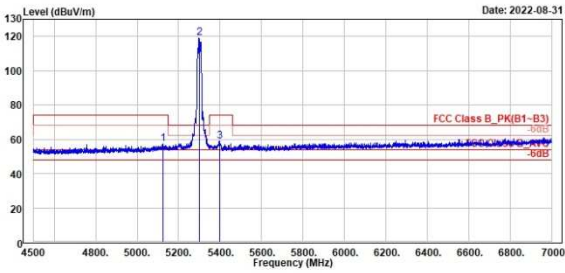
802.11ax HE20_OFDMA

CH 60 (Horizontal) Peak

CH 60 (Vertical) Peak



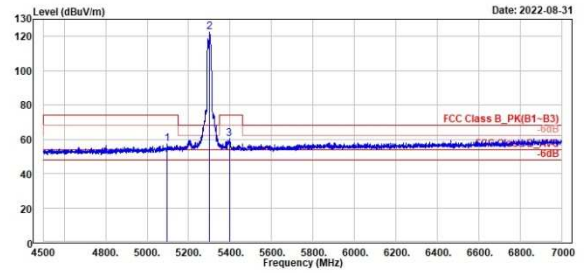
TUV Rheinland Taiwan Ltd.
No. 458-18, Sec 2, Fenliao, Linkou Dist., New Taipei City 244, Taiwan(R.O.C.)
Tel: +886-2172-1000 Fax: +886-2172-1322



Peak	Freq (MHz)	Level (dBuV/m)	Read Level (dBuV)	Factor (dB/m)	Limit (dBuV/m)	Over (dB)	APos (cm)	TPos (deg)	Remark	Pol/Phase	Note
1	5123.58	57.36	14.51	42.85	74.00	-16.64	209	170	Peak	Horizontal	
2 *	5398.00	118.95	75.96	42.99	68.20	50.75	209	170	Peak	Horizontal	
3	5397.50	58.79	15.63	43.16	74.00	-15.21	209	170	Peak	Horizontal	



TUV Rheinland Taiwan Ltd.
No. 458-18, Sec 2, Fenliao, Linkou Dist., New Taipei City 244, Taiwan(R.O.C.)
Tel: +886-2172-1000 Fax: +886-2172-1322



Peak	Freq (MHz)	Level (dBuV/m)	Read Level (dBuV)	Factor (dB/m)	Limit (dBuV/m)	Over (dB)	APos (cm)	TPos (deg)	Remark	Pol/Phase	Note
1	5097.50	57.29	14.97	42.32	74.00	-16.71	193	175	Peak	Vertical	
2 *	5398.00	122.36	79.67	42.69	68.20	54.16	193	175	Peak	Vertical	
3	5396.50	60.31	17.54	42.77	74.00	-13.69	193	175	Peak	Vertical	

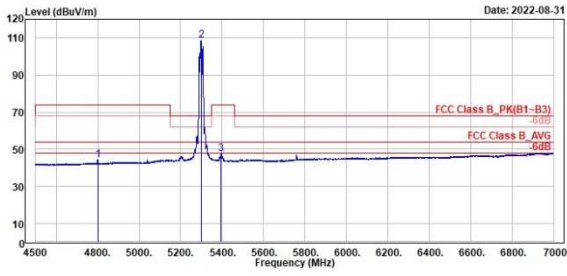
802.11ax HE20_OFDMA

CH 60 (Horizontal) Average

CH 60 (Vertical) Average



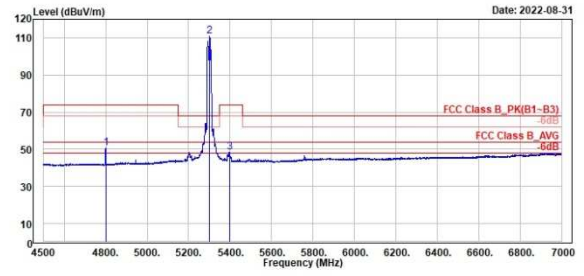
TUV Rheinland Taiwan Ltd.
No. 458-18, Sec 2, Fenliao, Linkou Dist., New Taipei City 244, Taiwan(R.O.C.)
Tel: +886-2172-1000 Fax: +886-2172-1322



1	2	3	Read Level	Level Factor	Limit Line	Over Limit	APos	TPos	Remark	Pol/Phase	Note
1	2	3	MHz	dBuV/m	dBuV	dB/m	dBuV/m	dB	cm	deg	
1	4886.00	44.24	1.96	42.28	54.00	-9.76	209	170	Average	Horizontal	
2	5398.00	105.62	65.63	42.99	54.00	54.62	209	170	Average	Horizontal	
3	5394.50	47.43	4.29	43.14	54.00	-6.57	209	170	Average	Horizontal	



TUV Rheinland Taiwan Ltd.
No. 458-18, Sec 2, Fenliao, Linkou Dist., New Taipei City 244, Taiwan(R.O.C.)
Tel: +886-2172-1000 Fax: +886-2172-1322



1	2	3	Read Level	Level Factor	Limit Line	Over Limit	APos	TPos	Remark	Pol/Phase	Note
1	2	3	MHz	dBuV/m	dBuV	dB/m	dBuV/m	dB	cm	deg	
1	4886.00	50.83	8.95	41.88	54.00	-3.17	193	175	Average	Vertical	
2	5398.00	111.07	68.38	42.69	54.00	57.07	193	175	Average	Vertical	
3	5397.00	48.58	5.81	42.77	54.00	-5.42	193	175	Average	Vertical	

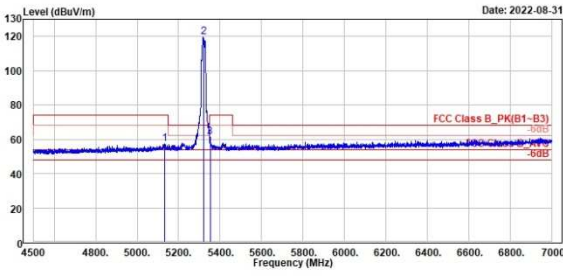
802.11ax HE20_OFDMA

CH 64 (Horizontal) Peak

CH 64 (Vertical) Peak



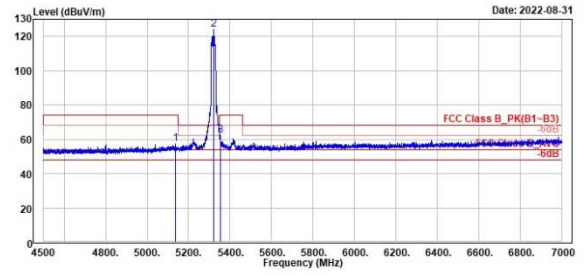
TUV Rheinland Taiwan Ltd.
No. 458-18, Sec 2, Fenliao, Linkou Dist., New Taipei City 244, Taiwan(R.O.C.)
Tel: +886-2172-1000 Fax: +886-2172-1322



Peak	Freq (MHz)	Level (dBuV/m)	Read Level (dBuV)	Factor (dB/m)	Limit (dBuV/m)	Over (dB)	APos (cm)	TPos (deg)	Remark	Pol/Phase	Note
1	5134.58	57.14	14.28	42.86	74.00	-16.86	201	178	Peak	Horizontal	
2 *	5328.00	119.77	76.84	42.93	68.20	51.57	201	178	Peak	Horizontal	
3	5351.50	61.27	18.43	42.84	74.00	-12.73	201	178	Peak	Horizontal	



TUV Rheinland Taiwan Ltd.
No. 458-18, Sec 2, Fenliao, Linkou Dist., New Taipei City 244, Taiwan(R.O.C.)
Tel: +886-2172-1000 Fax: +886-2172-1322



Peak	Freq (MHz)	Level (dBuV/m)	Read Level (dBuV)	Factor (dB/m)	Limit (dBuV/m)	Over (dB)	APos (cm)	TPos (deg)	Remark	Pol/Phase	Note
1	5137.50	57.21	14.85	42.36	74.00	-16.79	197	184	Peak	Vertical	
2 *	5328.00	123.87	81.16	42.71	68.20	55.67	197	184	Peak	Vertical	
3	5352.00	62.50	19.76	42.74	74.00	-11.50	197	184	Peak	Vertical	