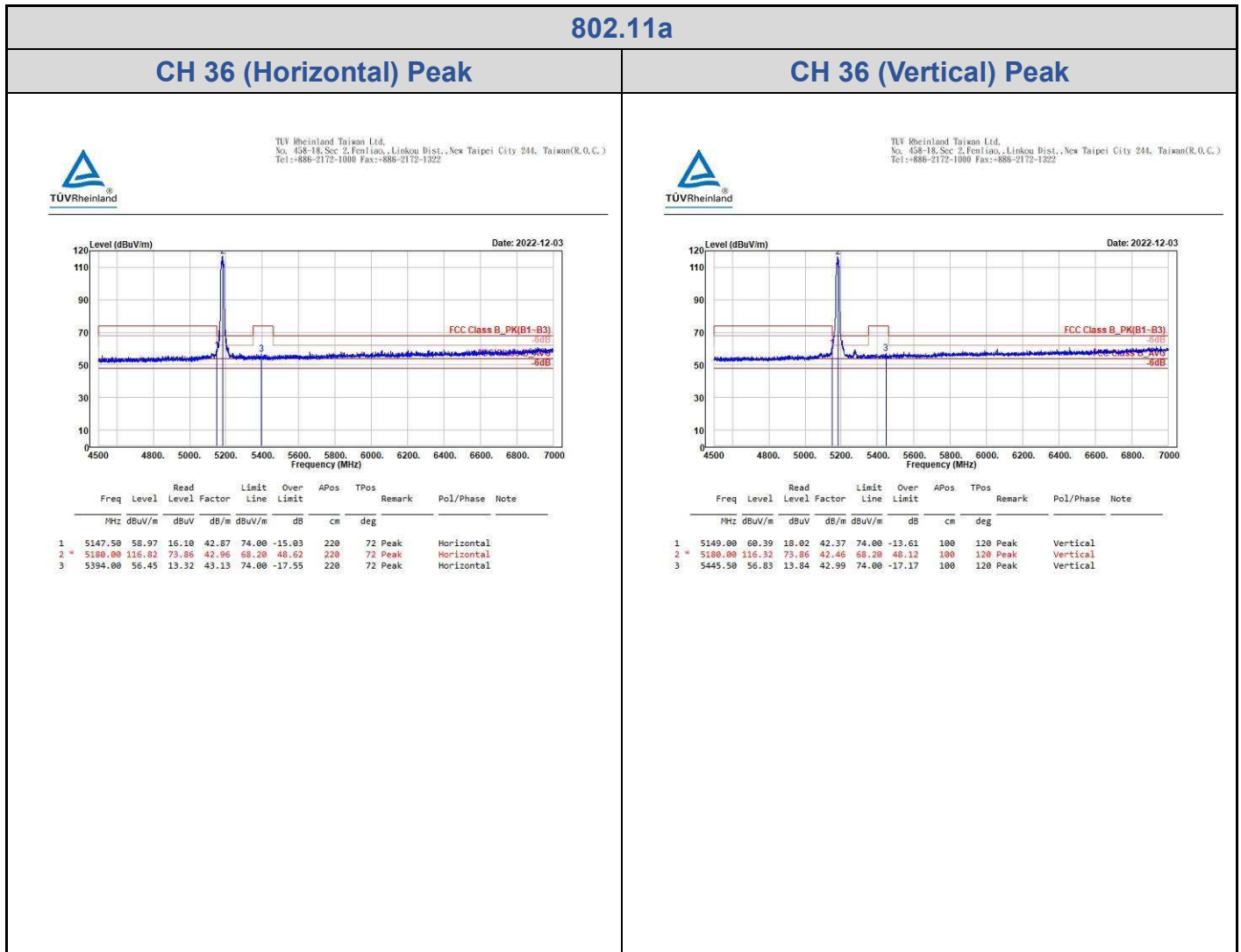


Appendix B: Test Results of Radiation Spurious Emissions & Mains

Conducted Emission

Band Edges, 4.5GHz ~ 5.15GHz

U-NII-1



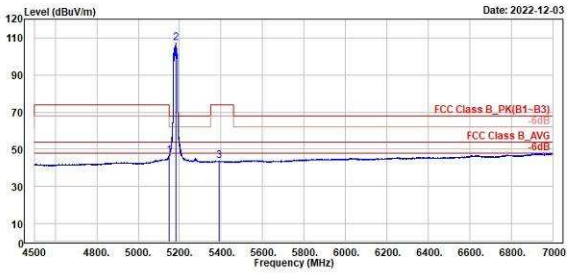
802.11a

CH 36 (Horizontal) Average

CH 36 (Vertical) Average



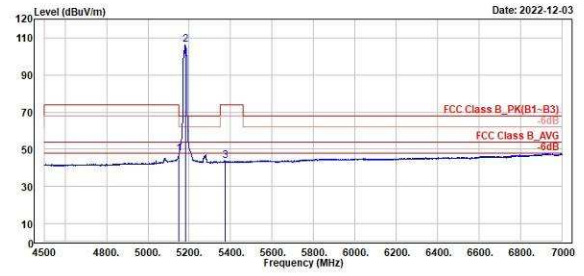
TUV Rheinland Taiwan Ltd.
No. 438-18, Sec 2, Penliao, Linkou Dist., New Taipei City 244, Taiwan(R.O.C.)
Tel: +886-2172-1000 Fax: +886-2172-1322



1	2	3	Read Level	Factor	Limit Line	Over Limit	APos	TPos	Remark	Pol/Phase	Note
MHz	dBuV/m	dBuV	dB/m	dBuV/m	dB	cm	deg				
5150.00	46.47	3.60	42.87	54.00	-7.53	220	72	Average	Horizontal		
5180.00	107.34	64.38	42.96	54.00	53.34	220	72	Average	Horizontal		
5391.50	43.67	0.55	43.12	54.00	-10.33	220	72	Average	Horizontal		



TUV Rheinland Taiwan Ltd.
No. 438-18, Sec 2, Penliao, Linkou Dist., New Taipei City 244, Taiwan(R.O.C.)
Tel: +886-2172-1000 Fax: +886-2172-1322



1	2	3	Read Level	Factor	Limit Line	Over Limit	APos	TPos	Remark	Pol/Phase	Note
MHz	dBuV/m	dBuV	dB/m	dBuV/m	dB	cm	deg				
5150.00	47.67	5.30	42.37	54.00	-6.33	100	120	Average	Vertical		
5180.00	106.48	64.92	42.46	54.00	52.48	100	120	Average	Vertical		
5372.50	43.64	0.89	42.75	54.00	-10.36	100	120	Average	Vertical		

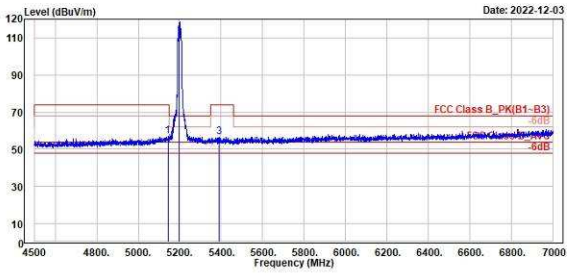
802.11a

CH 40 (Horizontal) Peak

CH 40 (Vertical) Peak



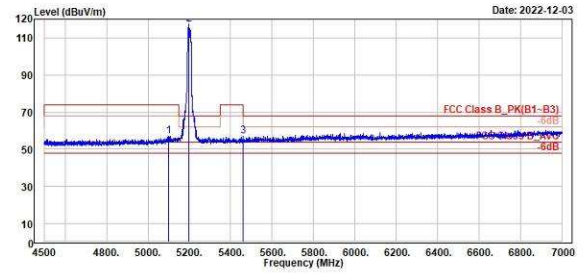
TUV Rheinland Taiwan Ltd.
No. 438-18, Sec 2, Penliao, Linkou Dist., New Taipei City 244, Taiwan(R.O.C.)
Tel: +886-2172-1000 Fax: +886-2172-1322



Peak	Freq (MHz)	Level (dBuV/m)	Read Level (dBuV)	Factor (dB/m)	Limit Line (dBuV/m)	Over Limit (dB)	APos (cm)	TPos (deg)	Remark	Pol/Phase	Note
1	5143.00	57.00	14.13	42.87	74.00	-17.00	222	72	Peak	Horizontal	
2	5380.00	119.52	75.51	43.01	68.20	50.32	222	72	Peak	Horizontal	
3	5392.00	56.61	13.49	43.12	74.00	-17.39	222	72	Peak	Horizontal	



TUV Rheinland Taiwan Ltd.
No. 438-18, Sec 2, Penliao, Linkou Dist., New Taipei City 244, Taiwan(R.O.C.)
Tel: +886-2172-1000 Fax: +886-2172-1322



Peak	Freq (MHz)	Level (dBuV/m)	Read Level (dBuV)	Factor (dB/m)	Limit Line (dBuV/m)	Over Limit (dB)	APos (cm)	TPos (deg)	Remark	Pol/Phase	Note
1	5101.50	57.11	14.79	42.33	74.00	-16.88	343	294	Peak	Vertical	
2	5200.00	117.40	74.59	42.81	68.20	49.20	343	294	Peak	Vertical	
3	5460.00	57.08	14.06	43.02	68.20	-11.12	343	294	Peak	Vertical	

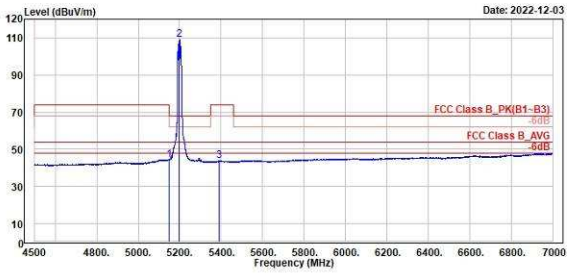
802.11a

CH 40 (Horizontal) Average

CH 40 (Vertical) Average



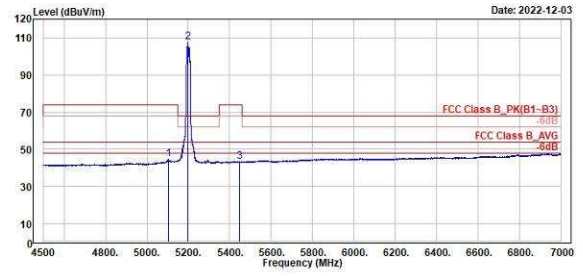
TUV Rheinland Taiwan Ltd.
No. 438-18, Sec 2, Penliao, Linkou Dist., New Taipei City 244, Taiwan(R.O.C.)
Tel: +886-2172-1000 Fax: +886-2172-1322



Read	Limit	Over	APos	TPos	Remark	Pol/Phase	Note	
Freq	Level	Factor	Line	Limit				
MHz	dBuV/m	dBuV	dB/m	dBuV/m	dB	cm	deg	
1	5148.00	44.46	1.59	42.87	54.00	-9.54	222	72 Average Horizontal
2	5200.00	100.04	65.83	43.01	54.00	54.04	222	72 Average Horizontal
3	5392.00	43.76	0.64	43.12	54.00	-10.24	222	72 Average Horizontal



TUV Rheinland Taiwan Ltd.
No. 438-18, Sec 2, Penliao, Linkou Dist., New Taipei City 244, Taiwan(R.O.C.)
Tel: +886-2172-1000 Fax: +886-2172-1322



Read	Limit	Over	APos	TPos	Remark	Pol/Phase	Note	
Freq	Level	Factor	Line	Limit				
MHz	dBuV/m	dBuV	dB/m	dBuV/m	dB	cm	deg	
1	5102.50	44.60	2.27	42.33	54.00	-9.40	343	294 Average Vertical
2	5200.00	107.00	65.38	42.51	54.00	53.00	343	294 Average Vertical
3	5448.00	43.29	0.29	43.00	54.00	-10.71	343	294 Average Vertical

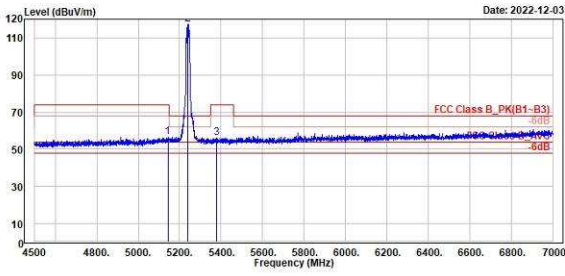
802.11a

CH 48 (Horizontal) Peak

CH 48 (Vertical) Peak



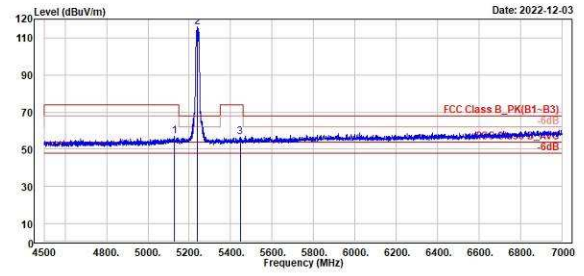
TUV Rheinland Taiwan Ltd.
No. 438-18, Sec 2, Penliao, Linkou Dist., New Taipei City 244, Taiwan(R.O.C.)
Tel: +886-2172-1000 Fax: +886-2172-1322



Peak	Freq	Level	Read	Limit	Over	APos	TPos	Remark	Pol/Phase	Note
	MHz	dBuV/m	dBuV	dB/m	dBuV/m	dB	cm	deg		
1	5143.00	56.75	13.88	42.87	74.00	-17.25	220	71 Peak	Horizontal	
2	5240.00	117.30	70.50	42.80	68.20	49.15	220	71 Peak	Horizontal	
3	5379.50	56.23	13.19	43.04	74.00	-17.77	220	71 Peak	Horizontal	



TUV Rheinland Taiwan Ltd.
No. 438-18, Sec 2, Penliao, Linkou Dist., New Taipei City 244, Taiwan(R.O.C.)
Tel: +886-2172-1000 Fax: +886-2172-1322



Peak	Freq	Level	Read	Limit	Over	APos	TPos	Remark	Pol/Phase	Note
	MHz	dBuV/m	dBuV	dB/m	dBuV/m	dB	cm	deg		
1	5129.00	56.83	14.48	42.35	74.00	-17.17	247	297 Peak	Vertical	
2	5240.00	115.93	73.39	42.54	68.20	47.73	247	297 Peak	Vertical	
3	5445.50	56.38	13.39	42.99	74.00	-17.62	247	297 Peak	Vertical	

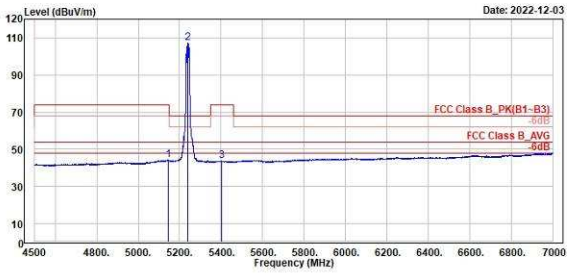
802.11a

CH 48 (Horizontal) Average

CH 48 (Vertical) Average



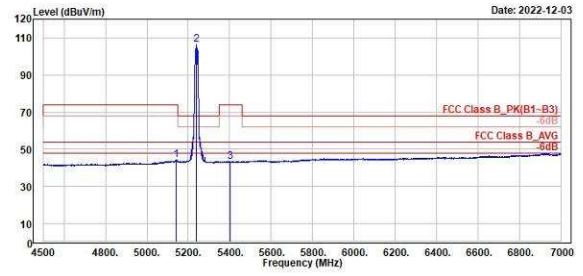
TUV Rheinland Taiwan Ltd.
No. 438-18, Sec 2, Penliao, Linkou Dist., New Taipei City 244, Taiwan(R.O.C.)
Tel: +886-2172-1000 Fax: +886-2172-1322



Read	Limit	Over	APos	TPos	Remark	Pol/Phase	Note	
Freq	Level	Factor	Line	Limit				
MHz	dBuV/m	dBuV	dB/m	dBuV/m	dB	cm	deg	
1	5143.58	44.39	1.52	42.87	54.00	-9.61	220	71 Average Horizontal
2 *	5248.00	107.34	64.46	42.88	54.00	53.34	220	71 Average Horizontal
3	5401.50	43.60	0.43	43.17	54.00	-10.40	220	71 Average Horizontal



TUV Rheinland Taiwan Ltd.
No. 438-18, Sec 2, Penliao, Linkou Dist., New Taipei City 244, Taiwan(R.O.C.)
Tel: +886-2172-1000 Fax: +886-2172-1322



Read	Limit	Over	APos	TPos	Remark	Pol/Phase	Note	
Freq	Level	Factor	Line	Limit				
MHz	dBuV/m	dBuV	dB/m	dBuV/m	dB	cm	deg	
1	5142.50	44.28	1.91	42.37	54.00	-9.72	247	297 Average Vertical
2 *	5248.00	106.43	63.99	42.54	54.00	53.43	247	297 Average Vertical
3	5403.00	43.32	0.53	42.79	54.00	-10.68	247	297 Average Vertical

802.11ax HE20

CH 36 (Horizontal) Peak

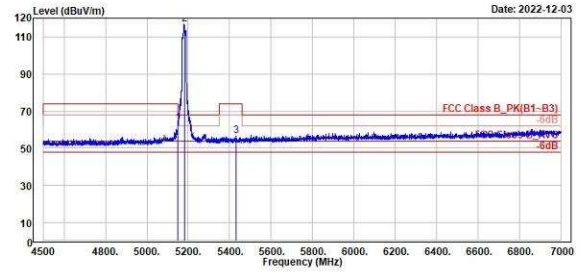
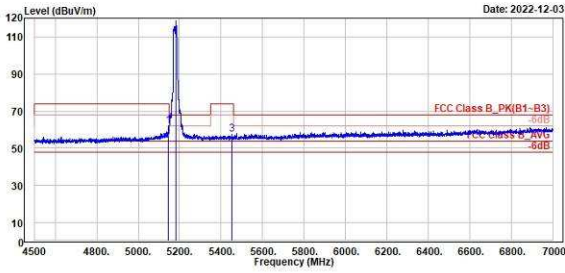
CH 36 (Vertical) Peak



TUV Rheinland Taiwan Ltd.
No. 438-18, Sec. 2, Fenliao, Linkou Dist., New Taipei City 244, Taiwan(R.O.C.)
Tel: +886-2172-1000 Fax: +886-2172-1922



TUV Rheinland Taiwan Ltd.
No. 438-18, Sec. 2, Fenliao, Linkou Dist., New Taipei City 244, Taiwan(R.O.C.)
Tel: +886-2172-1000 Fax: +886-2172-1922



Peak	Freq	Level	Read	Limit	Over	APos	TPos	Remark	Pol/Phase	Note
	MHz	dBuV/m	dBuV	dB/m	dBuV/m	dB	cm	deg		
1	5145.59	61.95	19.88	42.87	74.00	-12.05	216	67 Peak	Horizontal	
2 *	5180.00	118.61	75.65	42.96	68.20	90.41	216	67 Peak	Horizontal	
3	5450.00	57.57	14.56	43.01	74.00	-16.43	216	67 Peak	Horizontal	

Peak	Freq	Level	Read	Limit	Over	APos	TPos	Remark	Pol/Phase	Note
	MHz	dBuV/m	dBuV	dB/m	dBuV/m	dB	cm	deg		
1	5140.50	63.29	20.92	42.37	74.00	-10.71	100	120 Peak	Vertical	
2 *	5180.00	116.75	74.29	42.46	68.20	48.55	100	120 Peak	Vertical	
3	5429.50	56.46	13.54	42.92	74.00	-17.54	100	120 Peak	Vertical	

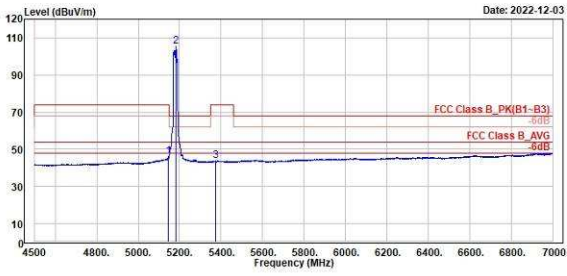
802.11ax HE20

CH 36 (Horizontal) Average

CH 36 (Vertical) Average



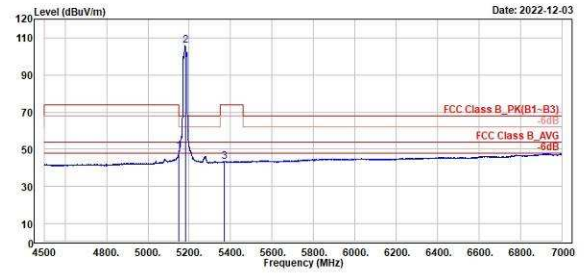
TUV Rheinland Taiwan Ltd.
No. 438-18, Sec 2, Penliao, Linkou Dist., New Taipei City 244, Taiwan(R.O.C.)
Tel: +886-2172-1000 Fax: +886-2172-1322



1	2	3	Read Level	Factor	Limit Line	Over Limit	APos	TPos	Remark	Pol/Phase	Note
MHz	dBuV/m	dBuV	dB/m	dBuV/m	dB	dB	cm	deg			
5145.50	46.18	3.31	42.87	54.00	-7.82	216	67	Average	Horizontal		
5180.00	105.46	62.50	42.96	54.00	51.46	216	67	Average	Horizontal		
5373.00	43.75	0.76	42.99	54.00	-10.25	216	67	Average	Horizontal		



TUV Rheinland Taiwan Ltd.
No. 438-18, Sec 2, Penliao, Linkou Dist., New Taipei City 244, Taiwan(R.O.C.)
Tel: +886-2172-1000 Fax: +886-2172-1322



1	2	3	Read Level	Factor	Limit Line	Over Limit	APos	TPos	Remark	Pol/Phase	Note
MHz	dBuV/m	dBuV	dB/m	dBuV/m	dB	dB	cm	deg			
5150.00	48.77	6.48	42.37	54.00	-5.23	100	120	Average	Vertical		
5180.00	105.92	63.46	42.46	54.00	51.92	100	120	Average	Vertical		
5370.50	43.56	0.81	42.75	54.00	-10.44	100	120	Average	Vertical		

802.11ax HE20

CH 40 (Horizontal) Peak

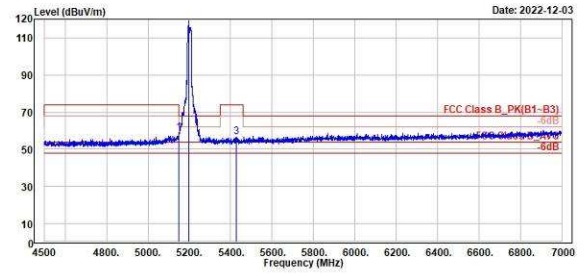
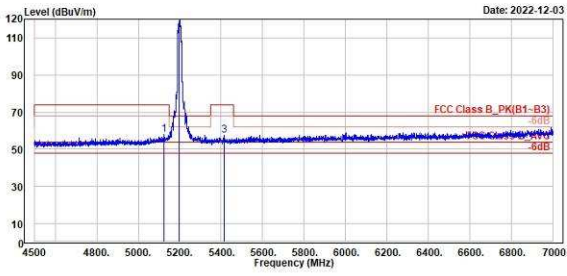
CH 40 (Vertical) Peak



TUV Rheinland Taiwan Ltd.
No. 438-18, Sec 2, Penliao, Linkou Dist., New Taipei City 244, Taiwan(R.O.C.)
Tel: +886-2172-1000 Fax: +886-2172-1322



TUV Rheinland Taiwan Ltd.
No. 438-18, Sec 2, Penliao, Linkou Dist., New Taipei City 244, Taiwan(R.O.C.)
Tel: +886-2172-1000 Fax: +886-2172-1322



Peak	Freq	Level	Read	Factor	Limit	Over	APos	TPos	Remark	Pol/Phase	Note
	MHz	dBuV/m	dBuV	dB/m	dBuV/m	dB	cm	deg			
1	5124.50	57.74	14.89	42.85	74.00	-16.26	222	76	Peak	Horizontal	
2	5200.00	119.74	75.73	43.01	68.20	51.54	222	76	Peak	Horizontal	
3	5415.50	57.27	14.14	43.13	74.00	-16.73	222	76	Peak	Horizontal	

Peak	Freq	Level	Read	Factor	Limit	Over	APos	TPos	Remark	Pol/Phase	Note
	MHz	dBuV/m	dBuV	dB/m	dBuV/m	dB	cm	deg			
1	5150.00	59.02	16.05	42.97	68.20	-9.18	247	153	Peak	Vertical	
2	5200.00	119.24	75.73	42.51	68.20	51.04	247	153	Peak	Vertical	
3	5426.50	56.54	13.63	42.91	74.00	-17.46	247	153	Peak	Vertical	

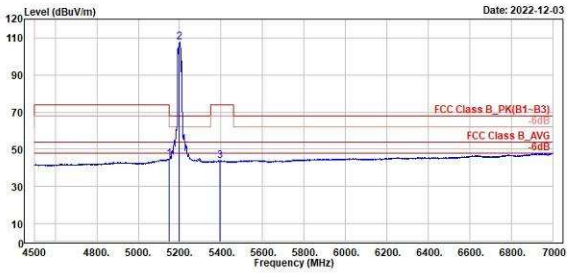
802.11ax HE20

CH 40 (Horizontal) Average

CH 40 (Vertical) Average



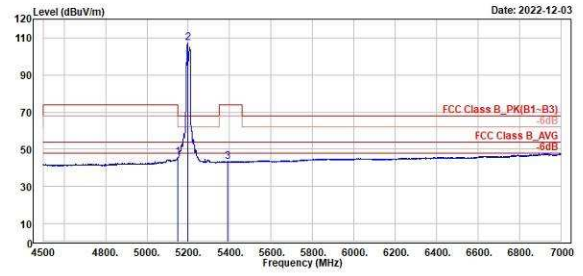
TUV Rheinland Taiwan Ltd.
No. 438-18, Sec 2, Penliao, Linkou Dist., New Taipei City 244, Taiwan(R.O.C.)
Tel: +886-2172-1000 Fax: +886-2172-1322



1	2	3							
Freq	Level	Read	Limit	Over	APos	TPos	Remark	Pol/Phase	Note
MHz	dBuV/m	dBuV	dB/m	dBuV/m	dB	cm	deg		
5148.00	44.59	1.72	42.87	54.00	-9.41	222	76 Average	Horizontal	
5200.00	107.56	64.55	43.01	54.00	53.56	222	76 Average	Horizontal	
5393.50	43.81	0.68	43.13	54.00	-10.19	222	76 Average	Horizontal	



TUV Rheinland Taiwan Ltd.
No. 438-18, Sec 2, Penliao, Linkou Dist., New Taipei City 244, Taiwan(R.O.C.)
Tel: +886-2172-1000 Fax: +886-2172-1322



1	2	3							
Freq	Level	Read	Limit	Over	APos	TPos	Remark	Pol/Phase	Note
MHz	dBuV/m	dBuV	dB/m	dBuV/m	dB	cm	deg		
5149.50	45.60	3.23	42.37	54.00	-8.40	247	153 Average	Vertical	
5200.00	107.11	64.50	42.51	54.00	53.11	247	153 Average	Vertical	
5389.50	43.48	0.71	42.77	54.00	-10.52	247	153 Average	Vertical	

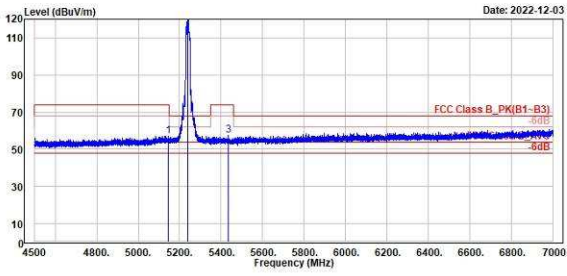
802.11ax HE20

CH 48 (Horizontal) Peak

CH 48 (Vertical) Peak



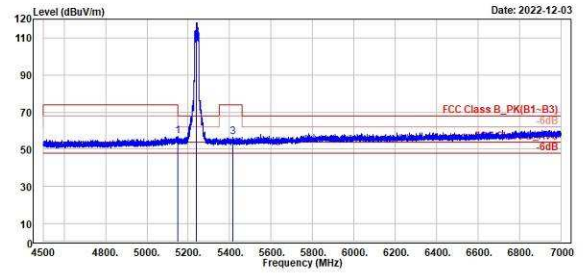
TUV Rheinland Taiwan Ltd.
No. 438-18, Sec 2, Penliao, Linkou Dist., New Taipei City 244, Taiwan(R.O.C.)
Tel: +886-2172-1000 Fax: +886-2172-1322



Peak	Freq (MHz)	Level (dBuV/m)	Read Level (dBuV)	Factor (dB/m)	Limit (dBuV/m)	Over Limit (dB)	APos (cm)	TPos (deg)	Remark	Pol/Phase	Note
1	5145.00	57.22	14.35	42.87	74.00	-16.78	230	69	Peak	Horizontal	
2	5240.00	119.01	75.93	42.88	68.29	51.61	230	69	Peak	Horizontal	
3	5436.03	57.39	14.33	43.06	74.00	-16.61	230	69	Peak	Horizontal	



TUV Rheinland Taiwan Ltd.
No. 438-18, Sec 2, Penliao, Linkou Dist., New Taipei City 244, Taiwan(R.O.C.)
Tel: +886-2172-1000 Fax: +886-2172-1322



Peak	Freq (MHz)	Level (dBuV/m)	Read Level (dBuV)	Factor (dB/m)	Limit (dBuV/m)	Over Limit (dB)	APos (cm)	TPos (deg)	Remark	Pol/Phase	Note
1	5149.56	56.81	14.44	42.37	74.00	-17.19	262	297	Peak	Vertical	
2	5240.00	119.13	75.59	42.54	68.29	49.93	262	297	Peak	Vertical	
3	5416.18	56.59	13.74	42.85	74.00	-17.41	262	297	Peak	Vertical	

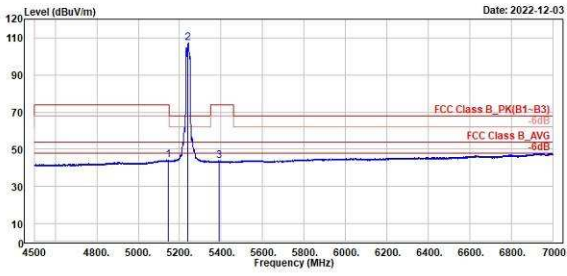
802.11ax HE20

CH 48 (Horizontal) Average

CH 48 (Vertical) Average



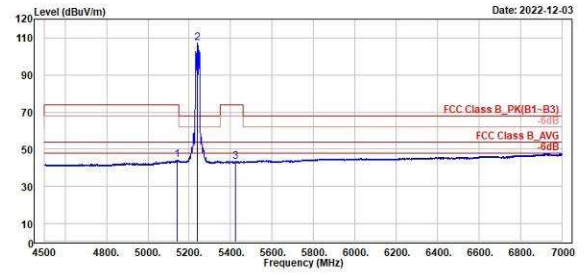
TUV Rheinland Taiwan Ltd.
No. 438-18, Sec 2, Penliao, Linkou Dist., New Taipei City 244, Taiwan(R.O.C.)
Tel: +886-2172-1000 Fax: +886-2172-1322



Read	Limit	Over	APos	TPos	Remark	Pol/Phase	Note			
Level	Line	Limit	cm	deg						
Factor										
Freq	Level	Factor	Limit	Over	APos	TPos	Remark	Pol/Phase	Note	
MHz	dBuV/m	dBuV	dB/m	dBuV/m	dB	cm	deg			
1	5145.88	44.21	1.34	42.87	54.00	-9.79	230	69	Average	Horizontal
2	5240.00	107.30	64.42	42.88	54.00	53.30	230	69	Average	Horizontal
3	5388.82	43.62	0.53	43.09	54.00	-10.38	230	69	Average	Horizontal



TUV Rheinland Taiwan Ltd.
No. 438-18, Sec 2, Penliao, Linkou Dist., New Taipei City 244, Taiwan(R.O.C.)
Tel: +886-2172-1000 Fax: +886-2172-1322



Read	Limit	Over	APos	TPos	Remark	Pol/Phase	Note			
Level	Line	Limit	cm	deg						
Factor										
Freq	Level	Factor	Limit	Over	APos	TPos	Remark	Pol/Phase	Note	
MHz	dBuV/m	dBuV	dB/m	dBuV/m	dB	cm	deg			
1	5141.91	44.16	1.80	42.36	54.00	-9.84	262	297	Average	Vertical
2	5240.00	107.06	64.52	42.54	54.00	53.06	262	297	Average	Vertical
3	5421.62	43.26	0.38	42.88	54.00	-10.74	262	297	Average	Vertical

802.11ax HE40

CH 38 (Horizontal) Peak

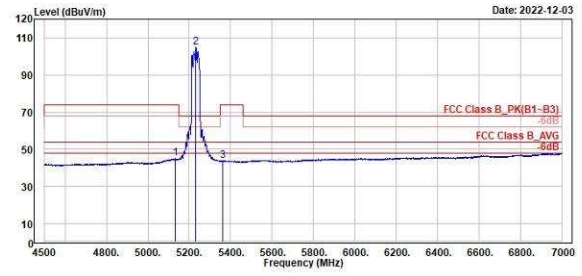
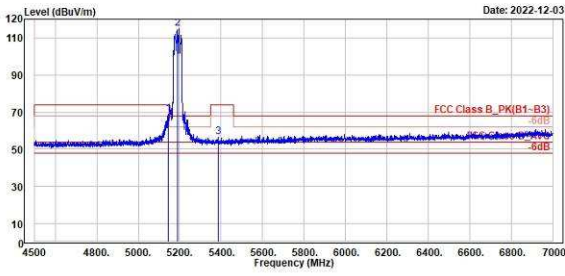
CH 38 (Vertical) Peak



TUV Rheinland Taiwan Ltd.
No. 438-18, Sec 2, Penliao, Linkou Dist., New Taipei City 244, Taiwan(R.O.C.)
Tel: +886-2172-1000 Fax: +886-2172-1322



TUV Rheinland Taiwan Ltd.
No. 438-18, Sec 2, Penliao, Linkou Dist., New Taipei City 244, Taiwan(R.O.C.)
Tel: +886-2172-1000 Fax: +886-2172-1322



Peak	Freq	Level	Read	Limit	Over	APos	TPos	Remark	Pol/Phase	Note
	MHz	dBuV/m	dBuV	dB/m	dBuV/m	dB	cm	deg		
1	5145.00	68.85	26.48	42.37	74.00	-5.15	250	153 Peak	Vertical	
2	5190.00	114.92	72.44	42.48	68.29	46.72	250	153 Peak	Vertical	
3	5386.50	56.47	13.71	42.76	74.00	-17.53	250	153 Peak	Vertical	

Peak	Freq	Level	Read	Limit	Over	APos	TPos	Remark	Pol/Phase	Note
	MHz	dBuV/m	dBuV	dB/m	dBuV/m	dB	cm	deg		
1	5134.00	45.05	2.19	42.06	54.00	-8.95	225	70 Average	Horizontal	
2	5230.00	105.07	62.15	42.92	54.00	51.07	225	70 Average	Horizontal	
3	5361.50	43.72	0.81	42.91	54.00	-10.28	225	70 Average	Horizontal	

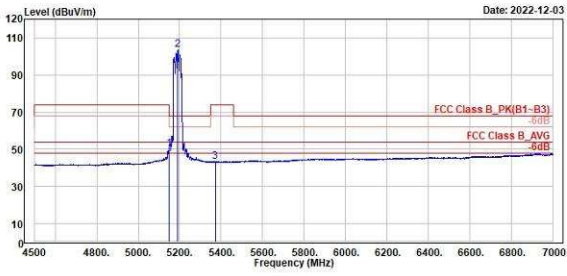
802.11ax HE40

CH 38 (Horizontal) Average

CH 38 (Vertical) Average



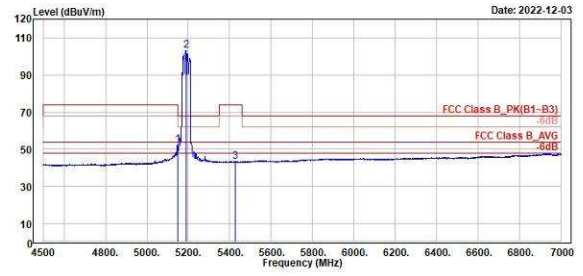
TUV Rheinland Taiwan Ltd.
No. 438-18, Sec 2, Penliao, Linkou Dist., New Taipei City 244, Taiwan(R.O.C.)
Tel: +886-2172-1000 Fax: +886-2172-1322



Read	Level	Factor	Limit	Over	APos	TPos	Remark	Pol/Phase	Note
MHz	dBuV/m	dBuV	dB/m	dBuV/m	dB	cm	deg		
1	5150.00	50.20	7.83	42.37	54.00	-3.80	220	75 Average	Vertical
2	5190.00	103.46	60.98	42.48	54.00	49.48	220	75 Average	Vertical
3	5372.00	43.46	0.71	42.75	54.00	-10.54	220	75 Average	Vertical



TUV Rheinland Taiwan Ltd.
No. 438-18, Sec 2, Penliao, Linkou Dist., New Taipei City 244, Taiwan(R.O.C.)
Tel: +886-2172-1000 Fax: +886-2172-1322



Read	Level	Factor	Limit	Over	APos	TPos	Remark	Pol/Phase	Note
MHz	dBuV/m	dBuV	dB/m	dBuV/m	dB	cm	deg		
1	5148.50	52.63	10.26	42.37	54.00	-1.37	250	153 Average	Vertical
2	5190.00	103.07	60.59	42.48	54.00	49.07	250	153 Average	Vertical
3	5426.50	43.34	0.43	42.91	54.00	-10.66	250	153 Average	Vertical

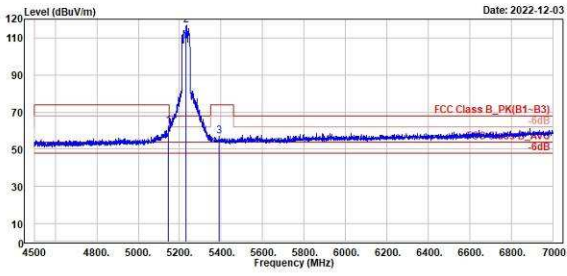
802.11ax HE40

CH 46 (Horizontal) Peak

CH 46 (Vertical) Peak



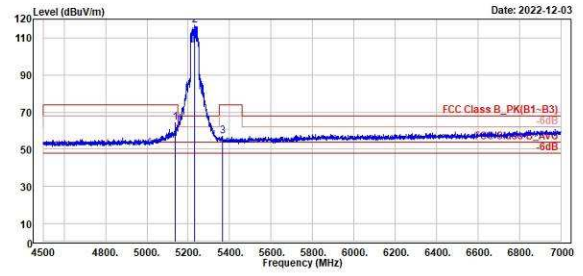
TUV Rheinland Taiwan Ltd.
No. 438-18, Sec 2, Penliao, Linkou Dist., New Taipei City 244, Taiwan(R.O.C.)
Tel: +886-2172-1000 Fax: +886-2172-1322



Peak	Freq	Level	Read	Factor	Limit	Over	APos	TPos	Remark	Pol/Phase	Note
	MHz	dBuV/m	dBuV	dB/m	dBuV/m	dB	cm	deg			
1	5145.58	62.44	19.57	42.87	74.00	-11.56	225	70	Peak	Horizontal	
2	5238.00	116.07	74.05	42.02	68.29	48.77	225	70	Peak	Horizontal	
3	5391.50	57.01	13.89	43.12	74.00	-16.99	225	70	Peak	Horizontal	



TUV Rheinland Taiwan Ltd.
No. 438-18, Sec 2, Penliao, Linkou Dist., New Taipei City 244, Taiwan(R.O.C.)
Tel: +886-2172-1000 Fax: +886-2172-1322



Peak	Freq	Level	Read	Factor	Limit	Over	APos	TPos	Remark	Pol/Phase	Note
	MHz	dBuV/m	dBuV	dB/m	dBuV/m	dB	cm	deg			
1	5138.00	64.52	22.16	42.36	74.00	-9.48	221	296	Peak	Vertical	
2	5238.00	117.01	74.47	42.54	68.29	48.81	221	296	Peak	Vertical	
3	5364.00	57.18	14.36	42.74	74.00	-16.90	221	296	Peak	Vertical	

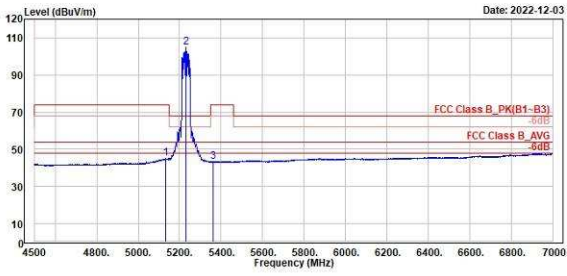
802.11ax HE40

CH 46 (Horizontal) Average

CH 46 (Vertical) Average



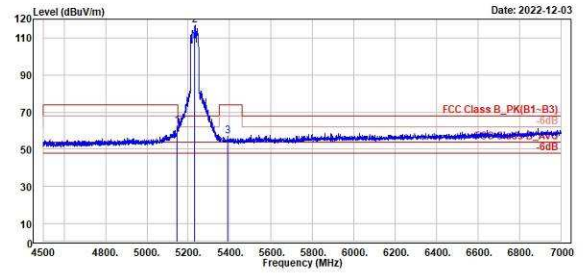
TUV Rheinland Taiwan Ltd.
No. 438-18, Sec 2, Penliao, Linkou Dist., New Taipei City 244, Taiwan(R.O.C.)
Tel: +886-2172-1000 Fax: +886-2172-1322



Read	Level	Factor	Limit	Over	APos	TPos	Remark	Pol/Phase	Note
MHz	dBuV/m	dBuV	dB/m	dBuV/m	dB	cm	deg		
1	5132.00	45.10	2.74	42.36	54.00	-8.90	221	296 Average	Vertical
2 *	5230.00	104.79	62.25	42.54	54.00	50.79	221	296 Average	Vertical
3	5360.50	43.41	0.67	42.74	54.00	-10.59	221	296 Average	Vertical



TUV Rheinland Taiwan Ltd.
No. 438-18, Sec 2, Penliao, Linkou Dist., New Taipei City 244, Taiwan(R.O.C.)
Tel: +886-2172-1000 Fax: +886-2172-1322



Read	Level	Factor	Limit	Over	APos	TPos	Remark	Pol/Phase	Note
MHz	dBuV/m	dBuV	dB/m	dBuV/m	dB	cm	deg		
1	5145.50	62.44	19.57	42.87	74.00	-11.56	225	70 Peak	Horizontal
2 *	5230.00	116.97	74.05	42.02	68.20	48.77	225	70 Peak	Horizontal
3	5391.50	57.01	13.89	43.12	74.00	-16.99	225	70 Peak	Horizontal

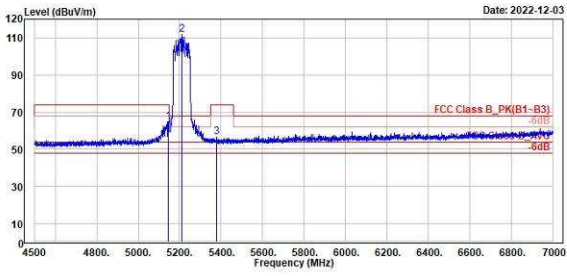
802.11ax HE80

CH 42 (Horizontal) Peak

CH 42 (Vertical) Peak



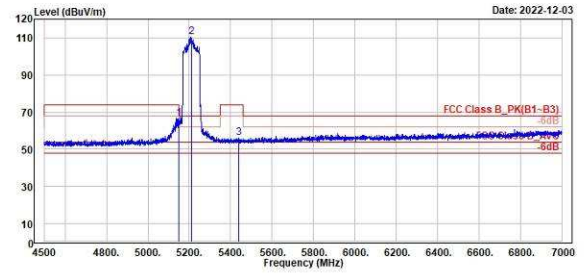
TUV Rheinland Taiwan Ltd.
No. 438-18, Sec 2, Penliao, Linkou Dist., New Taipei City 244, Taiwan(R.O.C.)
Tel: +886-2172-1000 Fax: +886-2172-1322



Read	Limit	Over	APos	TPos	Remark	Pol/Phase	Note		
Freq	Level	Level	Factor	Line	Limit				
MHz	dBuV/m	dBuV	dB/m	dBuV/m	dB	cm	deg		
1	5144.58	65.00	22.13	42.87	74.00	-9.00	109	74 Peak	Horizontal
2 *	5219.00	111.75	68.77	42.98	68.29	43.55	109	74 Peak	Horizontal
3	5376.50	56.72	13.71	43.01	74.00	-17.28	109	74 Peak	Horizontal



TUV Rheinland Taiwan Ltd.
No. 438-18, Sec 2, Penliao, Linkou Dist., New Taipei City 244, Taiwan(R.O.C.)
Tel: +886-2172-1000 Fax: +886-2172-1322



Read	Limit	Over	APos	TPos	Remark	Pol/Phase	Note		
Freq	Level	Level	Factor	Line	Limit				
MHz	dBuV/m	dBuV	dB/m	dBuV/m	dB	cm	deg		
1	5147.50	66.63	24.26	42.37	74.00	-7.37	109	119 Peak	Vertical
2 *	5219.00	110.35	67.83	42.52	68.29	42.15	109	119 Peak	Vertical
3	5438.00	56.32	13.37	42.95	74.00	-17.68	109	119 Peak	Vertical

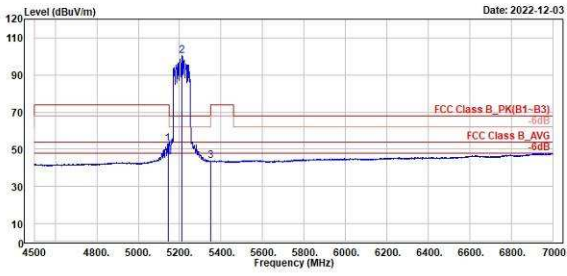
802.11ax HE80

CH 42 (Horizontal) Average

CH 42 (Vertical) Average



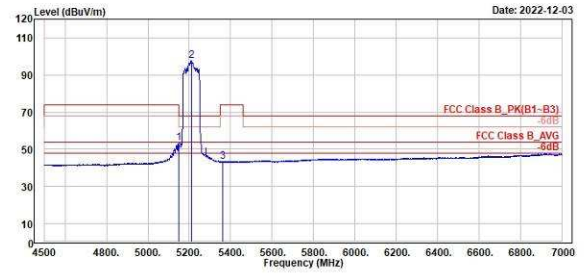
TUV Rheinland Taiwan Ltd.
No. 438-18, Sec 2, Penliao, Linkou Dist., New Taipei City 244, Taiwan(R.O.C.)
Tel: +886-2172-1000 Fax: +886-2172-1322



Read	Level	Factor	Limit	Over	APos	TPos	Remark	Pol/Phase	Note
MHz	dBuV/m	dBuV	dB/m	dBuV/m	dB	cm	deg		
1	5143.00	52.83	9.96	42.87	54.00	-1.17	109	74 Average	Horizontal
2	5210.00	109.17	57.19	42.98	54.00	46.17	109	74 Average	Horizontal
3	5356.50	43.73	0.50	42.83	54.00	-10.27	109	74 Average	Horizontal



TUV Rheinland Taiwan Ltd.
No. 438-18, Sec 2, Penliao, Linkou Dist., New Taipei City 244, Taiwan(R.O.C.)
Tel: +886-2172-1000 Fax: +886-2172-1322



Read	Level	Factor	Limit	Over	APos	TPos	Remark	Pol/Phase	Note
MHz	dBuV/m	dBuV	dB/m	dBuV/m	dB	cm	deg		
1	5140.50	53.27	10.90	42.37	54.00	-0.73	109	119 Average	Vertical
2	5210.00	97.87	55.35	42.52	54.00	43.87	109	119 Average	Vertical
3	5360.50	43.48	0.74	42.74	54.00	-10.52	109	119 Average	Vertical

Band Edges, 5.35GHz
U-NII-2A

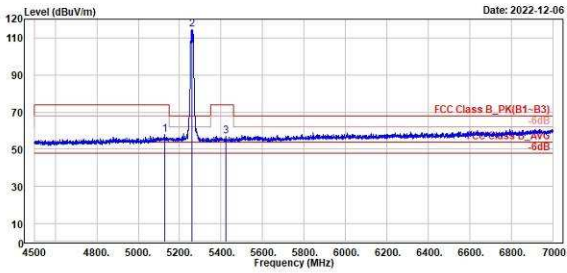
802.11a

CH 52 (Horizontal) Peak

CH 52 (Vertical) Peak



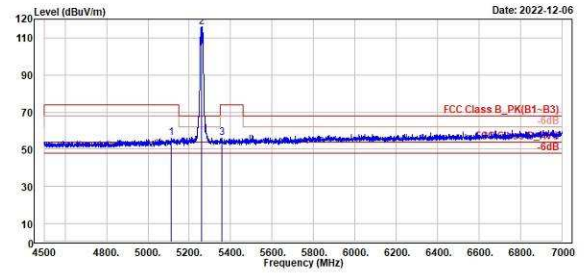
TUV Rheinland Taiwan Ltd.
No. 438-18, Sec 2, Fenliiao, Linkou Dist., New Taipei City 244, Taiwan(R.O.C.)
Tel: +886-2172-1000 Fax: +886-2172-1322



Peak	Freq	Level	Read	Factor	Limit	Over	APos	TPos	Remark	Pol/Phase	Note
	MHz	dBuV/m	dBuV	dB/m	dBuV/m	dB	cm	deg			
1	5127.50	57.73	14.88	42.85	74.00	-16.27	113	299	Peak	Horizontal	
2	5260.00	114.56	71.68	42.88	68.29	46.36	113	299	Peak	Horizontal	
3	5422.50	56.89	13.79	43.10	74.00	-17.11	113	299	Peak	Horizontal	



TUV Rheinland Taiwan Ltd.
No. 438-18, Sec 2, Fenliiao, Linkou Dist., New Taipei City 244, Taiwan(R.O.C.)
Tel: +886-2172-1000 Fax: +886-2172-1322



Peak	Freq	Level	Read	Factor	Limit	Over	APos	TPos	Remark	Pol/Phase	Note
	MHz	dBuV/m	dBuV	dB/m	dBuV/m	dB	cm	deg			
1	5114.00	55.96	13.62	42.34	74.00	-18.04	100	288	Peak	Vertical	
2	5260.00	115.81	73.23	42.58	68.29	47.61	100	288	Peak	Vertical	
3	5356.00	55.92	13.18	42.74	74.00	-18.08	100	288	Peak	Vertical	

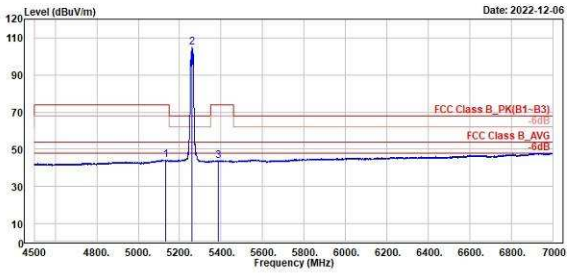
802.11a

CH 52 (Horizontal) Average

CH 52 (Vertical) Average



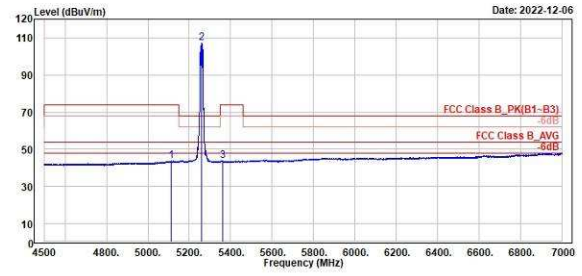
TUV Rheinland Taiwan Ltd.
No. 438-18, Sec 2, Penliao, Linkou Dist., New Taipei City 244, Taiwan(R.O.C.)
Tel: +886-2172-1000 Fax: +886-2172-1322



Read	Level	Factor	Limit	Over	APos	TPos	Remark	Pol/Phase	Note
MHz	dBuV/m	dBuV	dB/m	dBuV/m	dB	cm	deg		
1	5132.00	44.18	1.24	42.86	54.00	-9.90	113	299 Average	Horizontal
2 *	5368.00	104.72	61.84	42.88	54.00	50.72	113	299 Average	Horizontal
3	5388.00	43.81	0.72	43.09	54.00	-10.19	113	299 Average	Horizontal



TUV Rheinland Taiwan Ltd.
No. 438-18, Sec 2, Penliao, Linkou Dist., New Taipei City 244, Taiwan(R.O.C.)
Tel: +886-2172-1000 Fax: +886-2172-1322



Read	Level	Factor	Limit	Over	APos	TPos	Remark	Pol/Phase	Note
MHz	dBuV/m	dBuV	dB/m	dBuV/m	dB	cm	deg		
1	5112.00	43.77	1.43	42.34	54.00	-10.23	100	288 Average	Vertical
2 *	5368.00	107.00	64.42	42.58	54.00	53.00	100	288 Average	Vertical
3	5362.00	43.85	1.11	42.74	54.00	-10.15	100	288 Average	Vertical

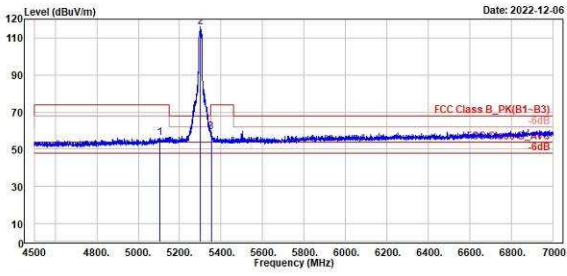
802.11a

CH 60 (Horizontal) Peak

CH 60 (Vertical) Peak



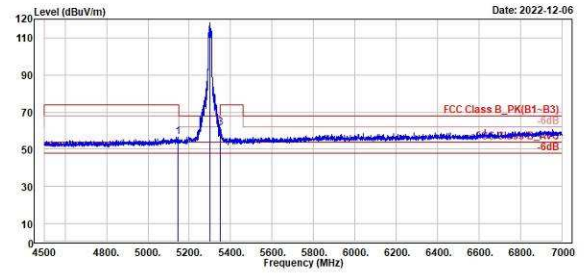
TUV Rheinland Taiwan Ltd.
No. 438-18, Sec 2, Penliao, Linkou Dist., New Taipei City 244, Taiwan(R.O.C.)
Tel: +886-2172-1000 Fax: +886-2172-1322



Peak	Freq	Level	Read	Factor	Limit	Over	APos	TPos	Remark	Pol/Phase	Note
	MHz	dBuV/m	dBuV	dB/m	dBuV/m	dB	cm	deg			
1	5186.00	56.27	13.43	42.84	74.00	-17.73	100	64	Peak	Horizontal	
2	5300.00	115.10	73.11	42.99	68.29	47.90	100	64	Peak	Horizontal	
3	5351.50	59.12	16.28	42.84	74.00	-14.88	100	64	Peak	Horizontal	



TUV Rheinland Taiwan Ltd.
No. 438-18, Sec 2, Penliao, Linkou Dist., New Taipei City 244, Taiwan(R.O.C.)
Tel: +886-2172-1000 Fax: +886-2172-1322



Peak	Freq	Level	Read	Factor	Limit	Over	APos	TPos	Remark	Pol/Phase	Note
	MHz	dBuV/m	dBuV	dB/m	dBuV/m	dB	cm	deg			
1	5145.50	56.71	14.34	42.37	74.00	-17.29	100	293	Peak	Vertical	
2	5300.00	119.10	75.41	42.69	68.29	49.90	100	293	Peak	Vertical	
3	5351.00	61.79	19.06	42.73	74.00	-12.21	100	293	Peak	Vertical	

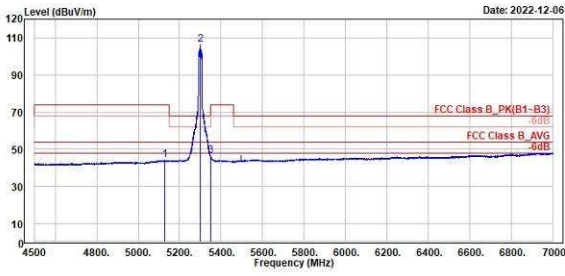
802.11a

CH 60 (Horizontal) Average

CH 60 (Vertical) Average



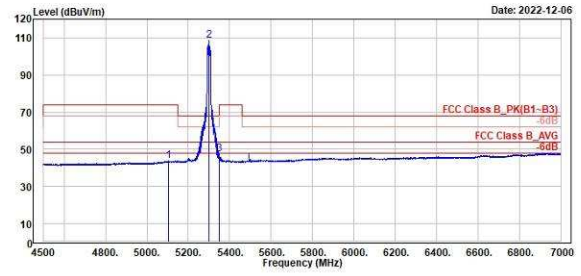
TUV Rheinland Taiwan Ltd.
No. 438-18, Sec 2, Penliao, Linkou Dist., New Taipei City 244, Taiwan(R.O.C.)
Tel: +886-2172-1000 Fax: +886-2172-1322



1	2	3	Read Level	Factor	Limit Line	Over Limit	APos	TPos	Remark	Pol/Phase	Note
MHz	dBuV/m	dBuV	dB/m	dBuV/m	dB	cm	deg				
5129.58	44.04	1.19	42.85	54.00	-9.96	100	64	Average	Horizontal		
5300.00	106.32	63.33	42.99	54.00	52.32	100	64	Average	Horizontal		
5356.50	46.38	3.55	42.83	54.00	-7.62	100	64	Average	Horizontal		



TUV Rheinland Taiwan Ltd.
No. 438-18, Sec 2, Penliao, Linkou Dist., New Taipei City 244, Taiwan(R.O.C.)
Tel: +886-2172-1000 Fax: +886-2172-1322



1	2	3	Read Level	Factor	Limit Line	Over Limit	APos	TPos	Remark	Pol/Phase	Note
MHz	dBuV/m	dBuV	dB/m	dBuV/m	dB	cm	deg				
5105.00	43.87	1.53	42.34	54.00	-10.13	100	293	Average	Vertical		
5300.00	100.72	66.93	42.69	54.00	54.72	100	293	Average	Vertical		
5356.00	47.30	4.57	42.73	54.00	-6.70	100	293	Average	Vertical		

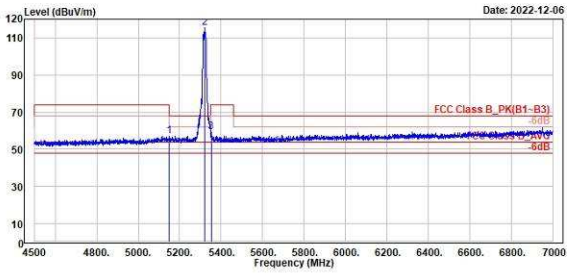
802.11a

CH 64 (Horizontal) Peak

CH 64 (Vertical) Peak



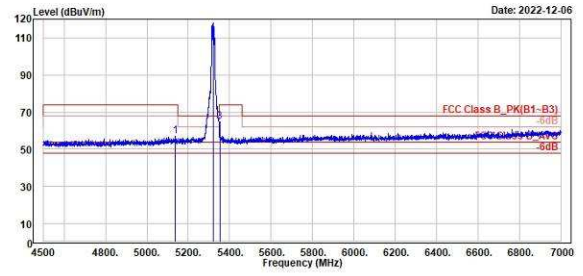
TUV Rheinland Taiwan Ltd.
No. 438-18, Sec 2, Penliao, Linkou Dist., New Taipei City 244, Taiwan(R.O.C.)
Tel: +886-2172-1000 Fax: +886-2172-1322



Peak	Freq	Level	Read Level	Factor	Limit	Over	APos	TPos	Remark	Pol/Phase	Note
	MHz	dBuV/m	dBuV	dB/m	dBuV/m	dB	cm	deg			
1	5148.00	57.15	14.28	42.87	74.00	-16.85	100	68	Peak	Horizontal	
2	5320.00	135.43	72.50	42.93	68.20	47.23	100	68	Peak	Horizontal	
3	5351.50	59.19	16.35	42.84	74.00	-14.81	100	68	Peak	Horizontal	



TUV Rheinland Taiwan Ltd.
No. 438-18, Sec 2, Penliao, Linkou Dist., New Taipei City 244, Taiwan(R.O.C.)
Tel: +886-2172-1000 Fax: +886-2172-1322



Peak	Freq	Level	Read Level	Factor	Limit	Over	APos	TPos	Remark	Pol/Phase	Note
	MHz	dBuV/m	dBuV	dB/m	dBuV/m	dB	cm	deg			
1	5136.00	56.92	14.56	42.36	74.00	-17.08	232	301	Peak	Vertical	
2	5320.00	110.25	75.54	42.71	68.20	50.05	232	301	Peak	Vertical	
3	5351.50	64.63	21.90	42.73	74.00	-9.37	232	301	Peak	Vertical	

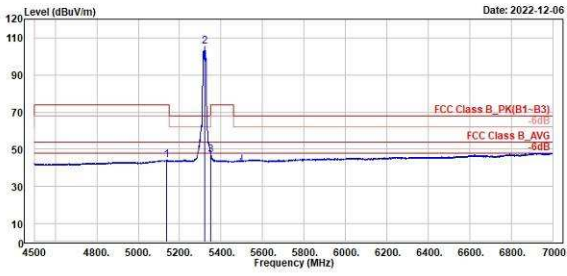
802.11a

CH 64 (Horizontal) Average

CH 64 (Vertical) Average



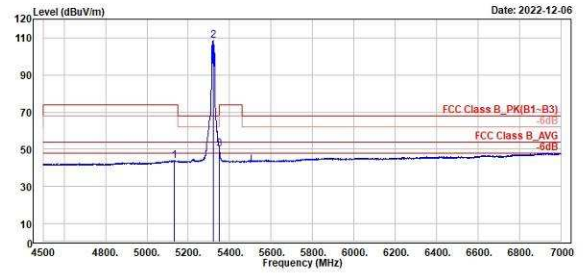
TUV Rheinland Taiwan Ltd.
No. 438-18, Sec 2, Penliao, Linkou Dist., New Taipei City 244, Taiwan(R.O.C.)
Tel: +886-2172-1000 Fax: +886-2172-1322



1	2	3	Read Level	Factor	Limit Line	Over Limit	APos	TPos	Remark	Pol/Phase	Note
MHz	dBuV/m	dBuV	dB/m	dBuV/m	dB	cm	deg				
5136.00	44.13	1.27	42.86	54.00	-9.87	100	68	Average	Horizontal		
5330.00	105.56	62.63	42.93	54.00	51.56	100	68	Average	Horizontal		
5350.50	47.20	4.37	42.83	54.00	-6.80	100	68	Average	Horizontal		



TUV Rheinland Taiwan Ltd.
No. 438-18, Sec 2, Penliao, Linkou Dist., New Taipei City 244, Taiwan(R.O.C.)
Tel: +886-2172-1000 Fax: +886-2172-1322



1	2	3	Read Level	Factor	Limit Line	Over Limit	APos	TPos	Remark	Pol/Phase	Note
MHz	dBuV/m	dBuV	dB/m	dBuV/m	dB	cm	deg				
5134.50	43.98	1.62	42.36	54.00	-10.02	232	301	Average	Vertical		
5330.00	100.62	65.91	42.71	54.00	54.62	232	301	Average	Vertical		
5350.00	50.37	7.64	42.73	54.00	-3.63	232	301	Average	Vertical		

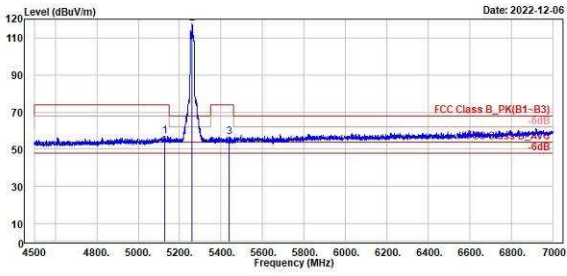
802.11ax HE20

CH 52 (Horizontal) Peak

CH 52 (Vertical) Peak



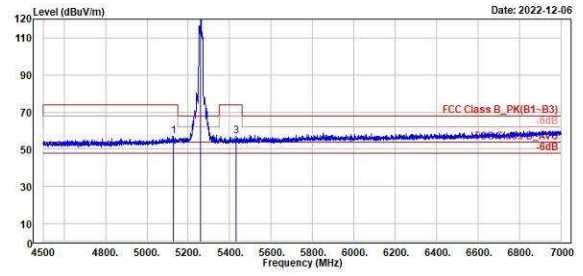
TUV Rheinland Taiwan Ltd.
No. 438-18, Sec 2, Penliao, Linkou Dist., New Taipei City 244, Taiwan(R.O.C.)
Tel: +886-2172-1000 Fax: +886-2172-1322



Peak	Freq (MHz)	Level (dBuV/m)	Read Level (dBuV)	Factor (dB/m)	Limit (dBuV/m)	Over Limit (dB)	APos (cm)	TPos (deg)	Remark	Pol/Phase	Note
1	5127.00	57.22	14.37	42.85	74.00	-16.78	100	63	Peak	Horizontal	
2	5260.00	117.65	74.77	42.88	68.29	49.45	100	63	Peak	Horizontal	
3	5440.50	56.63	13.58	43.05	74.00	-17.37	100	63	Peak	Horizontal	



TUV Rheinland Taiwan Ltd.
No. 438-18, Sec 2, Penliao, Linkou Dist., New Taipei City 244, Taiwan(R.O.C.)
Tel: +886-2172-1000 Fax: +886-2172-1322



Peak	Freq (MHz)	Level (dBuV/m)	Read Level (dBuV)	Factor (dB/m)	Limit (dBuV/m)	Over Limit (dB)	APos (cm)	TPos (deg)	Remark	Pol/Phase	Note
1	5127.00	57.06	14.71	42.35	74.00	-16.94	100	293	Peak	Vertical	
2	5260.00	120.24	77.56	42.58	68.29	52.04	100	293	Peak	Vertical	
3	5432.50	57.12	14.19	42.93	74.00	-16.88	100	293	Peak	Vertical	

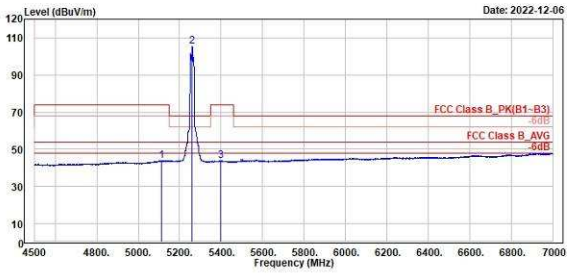
802.11ax HE20

CH 52 (Horizontal) Average

CH 52 (Vertical) Average



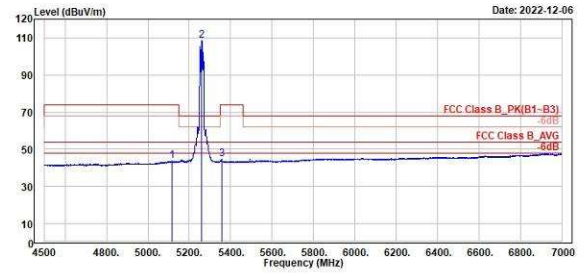
TUV Rheinland Taiwan Ltd.
No. 438-18, Sec 2, Penliao, Linkou Dist., New Taipei City 244, Taiwan(R.O.C.)
Tel: +886-2172-1000 Fax: +886-2172-1322



Read	Limit	Over	APos	TPos	Remark	Pol/Phase	Note				
Level	Line	Limit	cm	deg							
Factor	dB/m	dB									
dBuV	dBuV/m	dB									
1	5118.58	43.83	0.99	42.84	54.00	-18.17	100	63	Average	Horizontal	
2	5268.00	105.32	63.44	42.88	54.00	51.32	100	63	Average	Horizontal	
3	5408.00	43.73	0.56	43.17	54.00	-18.27	100	63	Average	Horizontal	



TUV Rheinland Taiwan Ltd.
No. 438-18, Sec 2, Penliao, Linkou Dist., New Taipei City 244, Taiwan(R.O.C.)
Tel: +886-2172-1000 Fax: +886-2172-1322



Read	Limit	Over	APos	TPos	Remark	Pol/Phase	Note				
Level	Line	Limit	cm	deg							
Factor	dB/m	dB									
dBuV	dBuV/m	dB									
1	5117.50	43.59	1.24	42.35	54.00	-18.41	100	293	Average	Vertical	
2	5268.00	108.74	65.16	42.58	54.00	54.74	100	293	Average	Vertical	
3	5357.00	44.51	1.77	42.74	54.00	-9.49	100	293	Average	Vertical	

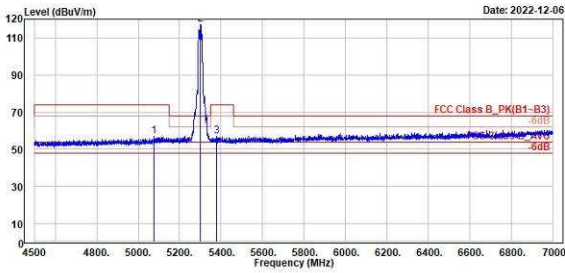
802.11ax HE20

CH 60 (Horizontal) Peak

CH 60 (Vertical) Peak



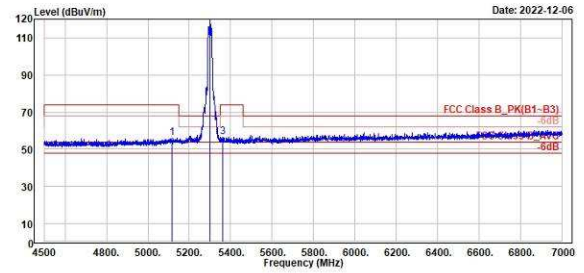
TUV Rheinland Taiwan Ltd.
No. 438-18, Sec 2, Penliao, Linkou Dist., New Taipei City 244, Taiwan(R.O.C.)
Tel: +886-2172-1000 Fax: +886-2172-1322



Peak	Freq	Level	Read	Limit	Over	APos	TPos	Remark	Pol/Phase	Note
	MHz	dBuV/m	dBuV	dB/m	dBuV/m	dB	cm	deg		
1	5875.58	56.87	14.26	42.61	74.00	-17.13	100	66	Peak	Horizontal
2	5388.00	117.27	74.29	42.99	68.29	49.07	100	66	Peak	Horizontal
3	5388.00	56.82	13.78	43.04	74.00	-17.18	100	66	Peak	Horizontal



TUV Rheinland Taiwan Ltd.
No. 438-18, Sec 2, Penliao, Linkou Dist., New Taipei City 244, Taiwan(R.O.C.)
Tel: +886-2172-1000 Fax: +886-2172-1322



Peak	Freq	Level	Read	Limit	Over	APos	TPos	Remark	Pol/Phase	Note
	MHz	dBuV/m	dBuV	dB/m	dBuV/m	dB	cm	deg		
1	5114.50	56.14	13.88	42.34	74.00	-17.86	100	293	Peak	Vertical
2	5388.00	119.56	76.87	42.69	68.29	51.36	100	293	Peak	Vertical
3	5368.00	56.58	13.76	42.74	74.00	-17.50	100	293	Peak	Vertical

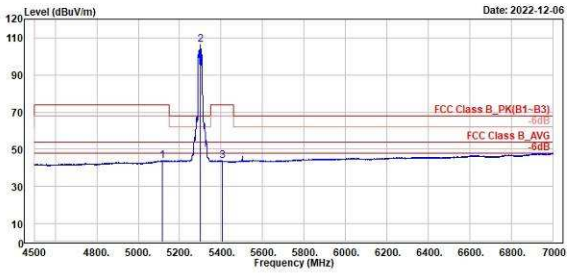
802.11ax HE20

CH 60 (Horizontal) Average

CH 60 (Vertical) Average



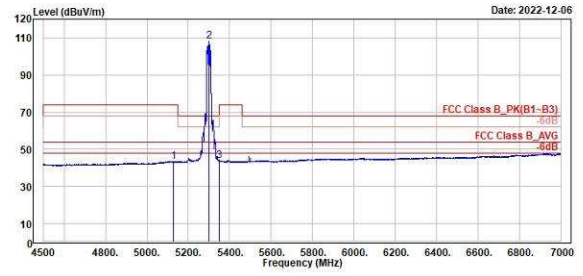
TUV Rheinland Taiwan Ltd.
No. 438-18, Sec 2, Penliao, Linkou Dist., New Taipei City 244, Taiwan(R.O.C.)
Tel: +886-2172-1000 Fax: +886-2172-1322



1	2	3							
Freq	Level	Read	Limit	Over	APos	TPos	Remark	Pol/Phase	Note
MHz	dBuV/m	dBuV	dB/m	dBuV/m	dB	cm	deg		
5117.00	44.02	1.18	42.84	54.00	-9.98	100	66 Average	Horizontal	
5300.00	106.19	63.20	42.99	54.00	52.19	100	66 Average	Horizontal	
5406.00	43.88	0.72	43.16	54.00	-10.12	100	66 Average	Horizontal	



TUV Rheinland Taiwan Ltd.
No. 438-18, Sec 2, Penliao, Linkou Dist., New Taipei City 244, Taiwan(R.O.C.)
Tel: +886-2172-1000 Fax: +886-2172-1322



1	2	3							
Freq	Level	Read	Limit	Over	APos	TPos	Remark	Pol/Phase	Note
MHz	dBuV/m	dBuV	dB/m	dBuV/m	dB	cm	deg		
5129.00	43.38	1.03	42.35	54.00	-10.62	100	293 Average	Vertical	
5300.00	100.28	65.59	42.69	54.00	54.28	100	293 Average	Vertical	
5350.50	44.02	1.29	42.73	54.00	-9.98	100	293 Average	Vertical	

802.11ax HE20

CH 64 (Horizontal) Peak

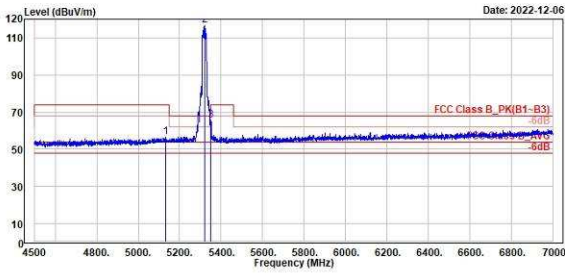
CH 64 (Vertical) Peak



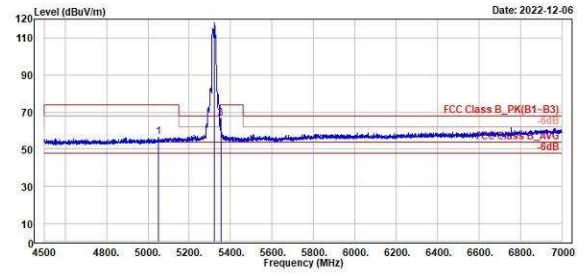
TUV Rheinland Taiwan Ltd.
No. 438-18, Sec 2, Penliao, Linkou Dist., New Taipei City 244, Taiwan(R.O.C.)
Tel: +886-2172-1000 Fax: +886-2172-1322



TUV Rheinland Taiwan Ltd.
No. 438-18, Sec 2, Penliao, Linkou Dist., New Taipei City 244, Taiwan(R.O.C.)
Tel: +886-2172-1000 Fax: +886-2172-1322



Peak	Freq	Level	Read	Limit	Over	APos	TPos	Remark	Pol/Phase	Note
	MHz	dBuV/m	dBuV	dB/m	dBuV/m	dB	cm	deg		
1	5132.00	56.42	13.56	42.86	74.00	-17.58	100	66	Peak	Horizontal
2 *	5330.00	116.75	73.82	42.93	68.20	48.55	100	66	Peak	Horizontal
3 !	5350.00	65.81	22.98	42.83	68.20	-2.39	100	66	Peak	Horizontal



Peak	Freq	Level	Read	Limit	Over	APos	TPos	Remark	Pol/Phase	Note
	MHz	dBuV/m	dBuV	dB/m	dBuV/m	dB	cm	deg		
1	5090.50	56.70	14.51	42.19	74.00	-17.30	116	2	Peak	Vertical
2 *	5330.00	110.17	75.46	42.73	68.20	49.97	116	2	Peak	Vertical
3	5351.50	66.73	24.00	42.73	74.00	-7.27	116	2	Peak	Vertical

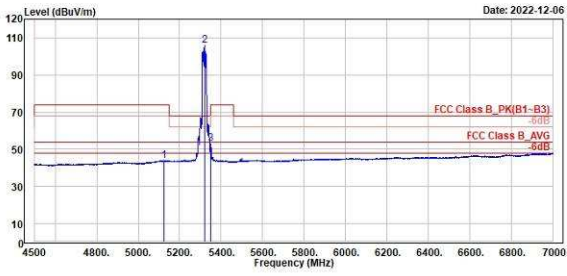
802.11ax HE20

CH 64 (Horizontal) Average

CH 64 (Vertical) Average



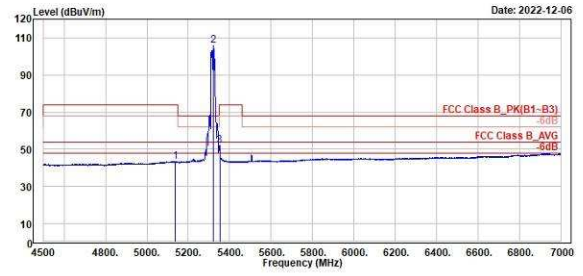
TUV Rheinland Taiwan Ltd.
No. 438-18, Sec 2, Penliao, Linkou Dist., New Taipei City 244, Taiwan(R.O.C.)
Tel: +886-2172-1000 Fax: +886-2172-1322



1	2	3	Read Level	Level Factor	Limit Line	Over Limit	APos	TPos	Remark	Pol/Phase	Note
MHz	dBuV/m	dBuV	dB/m	dBuV/m	dB	cm	deg				
5124.00	43.87	1.02	42.85	54.00	-10.13	100	66	Average	Horizontal		
5320.00	106.00	63.15	42.85	54.00	52.00	100	66	Average	Horizontal		
5356.00	52.79	9.56	42.83	54.00	-1.21	100	66	Average	Horizontal		



TUV Rheinland Taiwan Ltd.
No. 438-18, Sec 2, Penliao, Linkou Dist., New Taipei City 244, Taiwan(R.O.C.)
Tel: +886-2172-1000 Fax: +886-2172-1322



1	2	3	Read Level	Level Factor	Limit Line	Over Limit	APos	TPos	Remark	Pol/Phase	Note
MHz	dBuV/m	dBuV	dB/m	dBuV/m	dB	cm	deg				
5135.00	43.44	1.08	42.36	54.00	-10.56	116	2	Average	Vertical		
5320.00	105.89	63.18	42.73	54.00	51.89	116	2	Average	Vertical		
5351.50	52.07	9.34	42.73	54.00	-1.93	116	2	Average	Vertical		

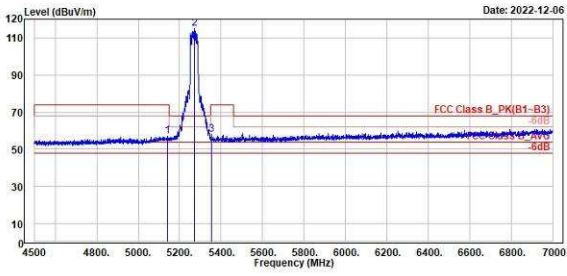
802.11ax HE40

CH 54 (Horizontal) Peak

CH 54 (Vertical) Peak



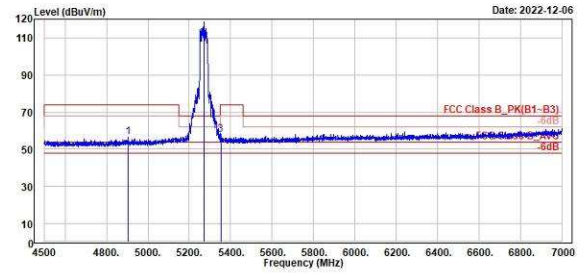
TUV Rheinland Taiwan Ltd.
No. 438-18, Sec 2, Penliao, Linkou Dist., New Taipei City 244, Taiwan(R.O.C.)
Tel: +886-2172-1000 Fax: +886-2172-1322



Peak	Freq	Level	Read	Limit	Over	APos	TPos	Remark	Pol/Phase	Note
	MHz	dBuV/m	dBuV	dB/m	dBuV/m	dB	cm	deg		
1	5139.50	56.96	14.10	42.86	74.00	-17.04	100	299 Peak	Horizontal	
2	5278.00	115.20	72.29	42.91	68.29	47.00	100	299 Peak	Horizontal	
3	5355.00	58.10	15.23	42.87	74.00	-15.90	100	299 Peak	Horizontal	



TUV Rheinland Taiwan Ltd.
No. 438-18, Sec 2, Penliao, Linkou Dist., New Taipei City 244, Taiwan(R.O.C.)
Tel: +886-2172-1000 Fax: +886-2172-1322



Peak	Freq	Level	Read	Limit	Over	APos	TPos	Remark	Pol/Phase	Note
	MHz	dBuV/m	dBuV	dB/m	dBuV/m	dB	cm	deg		
1	4903.50	56.63	14.65	41.98	74.00	-17.37	220	293 Peak	Vertical	
2	5278.00	119.56	75.95	42.61	68.29	50.36	220	293 Peak	Vertical	
3	5351.50	58.17	15.44	42.73	74.00	-15.83	220	293 Peak	Vertical	

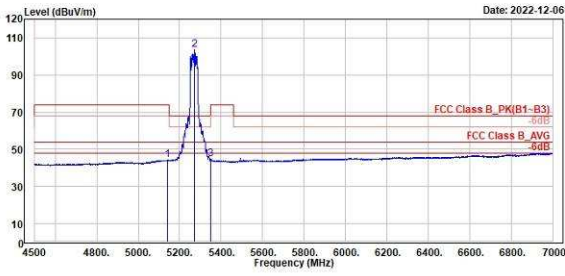
802.11ax HE40

CH 54 (Horizontal) Average

CH 54 (Vertical) Average



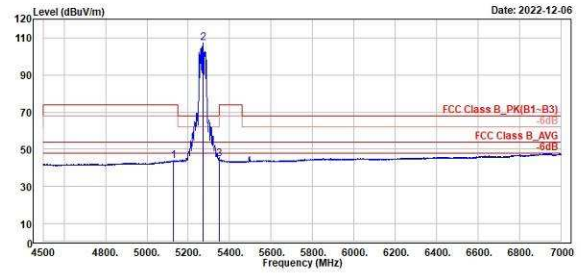
TUV Rheinland Taiwan Ltd.
No. 438-18, Sec 2, Penliao, Linkou Dist., New Taipei City 244, Taiwan(R.O.C.)
Tel: +886-2172-1000 Fax: +886-2172-1322



Read	Level	Factor	Limit	Over	APos	TPos	Remark	Pol/Phase	Note
MHz	dBuV/m	dBuV	dB/m	dBuV/m	dB	cm	deg		
1	5141.58	44.08	1.22	42.86	54.00	-9.92	100	299 Average	Horizontal
2 *	5270.00	103.54	60.63	42.91	54.00	49.54	100	299 Average	Horizontal
3	5356.50	44.56	1.73	42.83	54.00	-9.44	100	299 Average	Horizontal



TUV Rheinland Taiwan Ltd.
No. 438-18, Sec 2, Penliao, Linkou Dist., New Taipei City 244, Taiwan(R.O.C.)
Tel: +886-2172-1000 Fax: +886-2172-1322



Read	Level	Factor	Limit	Over	APos	TPos	Remark	Pol/Phase	Note
MHz	dBuV/m	dBuV	dB/m	dBuV/m	dB	cm	deg		
1	5129.00	43.71	1.36	42.35	54.00	-10.29	220	293 Average	Vertical
2 *	5270.00	107.01	64.40	42.61	54.00	53.01	220	293 Average	Vertical
3	5356.00	44.92	2.19	42.73	54.00	-9.08	220	293 Average	Vertical

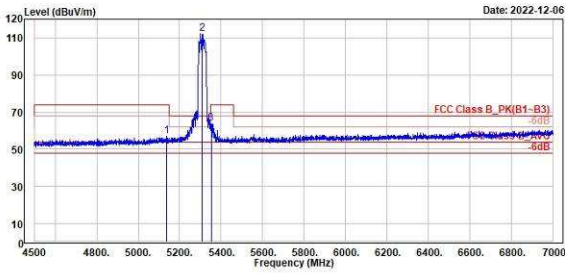
802.11ax HE40

CH 62 (Horizontal) Peak

CH 62 (Vertical) Peak



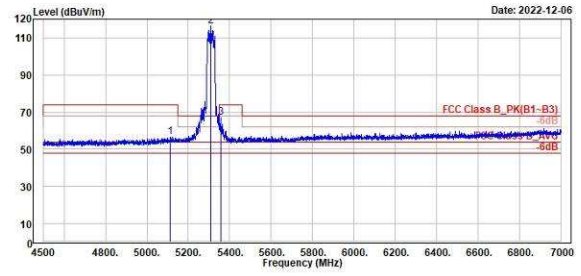
TUV Rheinland Taiwan Ltd.
No. 438-18, Sec 2, Penliao, Linkou Dist., New Taipei City 244, Taiwan(R.O.C.)
Tel: +886-2172-1000 Fax: +886-2172-1322



Peak	Freq	Level	Read	Factor	Limit	Over	APos	TPos	Remark	Pol/Phase	Note
	MHz	dBuV/m	dBuV	dB/m	dBuV/m	dB	cm	deg			
1	5138.50	56.96	14.10	42.86	74.00	-17.04	243	274	Peak	Horizontal	
2	5318.00	112.44	89.48	42.96	68.29	44.24	243	274	Peak	Horizontal	
3	5351.50	63.69	28.85	42.84	74.00	-10.31	243	274	Peak	Horizontal	



TUV Rheinland Taiwan Ltd.
No. 438-18, Sec 2, Penliao, Linkou Dist., New Taipei City 244, Taiwan(R.O.C.)
Tel: +886-2172-1000 Fax: +886-2172-1322



Peak	Freq	Level	Read	Factor	Limit	Over	APos	TPos	Remark	Pol/Phase	Note
	MHz	dBuV/m	dBuV	dB/m	dBuV/m	dB	cm	deg			
1	5113.50	56.76	14.42	42.34	74.00	-17.24	233	300	Peak	Vertical	
2	5318.00	116.21	73.51	42.70	68.29	48.01	233	300	Peak	Vertical	
3	5358.50	67.25	24.51	42.74	74.00	-6.75	233	300	Peak	Vertical	

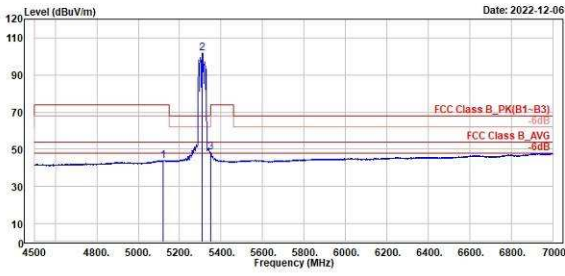
802.11ax HE40

CH 62 (Horizontal) Average

CH 62 (Vertical) Average



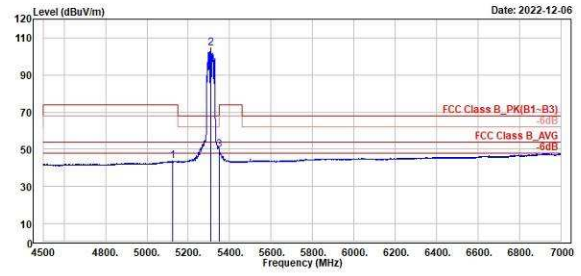
TUV Rheinland Taiwan Ltd.
No. 438-18, Sec 2, Penliao, Linkou Dist., New Taipei City 244, Taiwan(R.O.C.)
Tel: +886-2172-1000 Fax: +886-2172-1322



1	2	3	Read Level	Level Factor	Limit Line	Over Limit	APos	TPos	Remark	Pol/Phase	Note
MHz	dBuV/m	dBuV	dB/m	dBuV/m	dB	cm	deg				
5119.50	43.86	1.01	42.85	54.00	-10.14	243	274	Average	Horizontal		
5318.00	101.04	50.88	42.96	54.00	47.04	243	274	Average	Horizontal		
5350.50	48.35	5.52	42.83	54.00	-5.65	243	274	Average	Horizontal		



TUV Rheinland Taiwan Ltd.
No. 438-18, Sec 2, Penliao, Linkou Dist., New Taipei City 244, Taiwan(R.O.C.)
Tel: +886-2172-1000 Fax: +886-2172-1322



1	2	3	Read Level	Level Factor	Limit Line	Over Limit	APos	TPos	Remark	Pol/Phase	Note
MHz	dBuV/m	dBuV	dB/m	dBuV/m	dB	cm	deg				
5119.50	43.58	1.23	42.35	54.00	-10.42	233	300	Average	Vertical		
5318.00	104.67	61.97	42.70	54.00	50.67	233	300	Average	Vertical		
5350.00	49.77	7.84	42.73	54.00	-4.23	233	300	Average	Vertical		

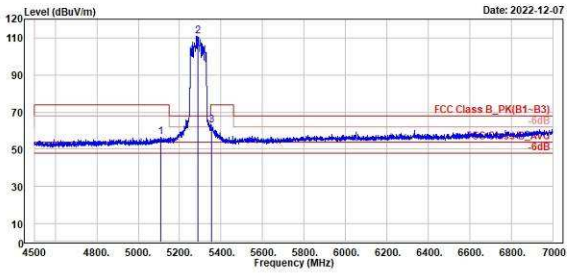
802.11ax HE80

CH 58 (Horizontal) Peak

CH 58 (Vertical) Peak



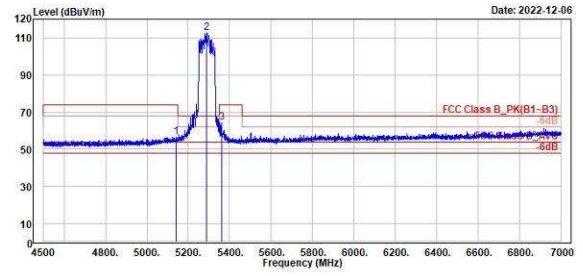
TUV Rheinland Taiwan Ltd.
No. 438-18, Sec 2, Penliao, Linkou Dist., New Taipei City 244, Taiwan(R.O.C.)
Tel: +886-2172-1000 Fax: +886-2172-1322



Peak	Freq	Level	Read	Limit	Over	APos	TPos	Remark	Pol/Phase	Note
	MHz	dBuV/m	dBuV	dB/m	dBuV/m	dB	cm	deg		
1	5110.00	56.42	13.58	42.84	74.00	-17.58	100	67	Peak	Horizontal
2	5350.00	119.83	67.87	42.96	68.29	42.63	100	67	Peak	Horizontal
3	5352.00	62.87	28.82	42.85	74.00	-11.13	100	67	Peak	Horizontal



TUV Rheinland Taiwan Ltd.
No. 438-18, Sec 2, Penliao, Linkou Dist., New Taipei City 244, Taiwan(R.O.C.)
Tel: +886-2172-1000 Fax: +886-2172-1322



Peak	Freq	Level	Read	Limit	Over	APos	TPos	Remark	Pol/Phase	Note
	MHz	dBuV/m	dBuV	dB/m	dBuV/m	dB	cm	deg		
1	5140.00	56.56	14.20	42.36	74.00	-17.44	100	294	Peak	Vertical
2	5350.00	112.88	70.22	42.66	68.29	44.68	100	294	Peak	Vertical
3	5360.50	64.50	21.76	42.74	74.00	-9.50	100	294	Peak	Vertical

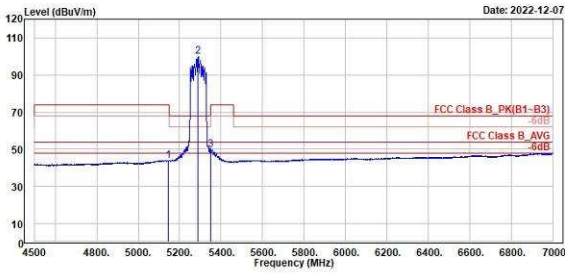
802.11ax HE80

CH 58 (Horizontal) Average

CH 58 (Vertical) Average



TUV Rheinland Taiwan Ltd.
No. 438-18, Sec 2, Penliao, Linkou Dist., New Taipei City 244, Taiwan(R.O.C.)
Tel: +886-2172-1000 Fax: +886-2172-1322

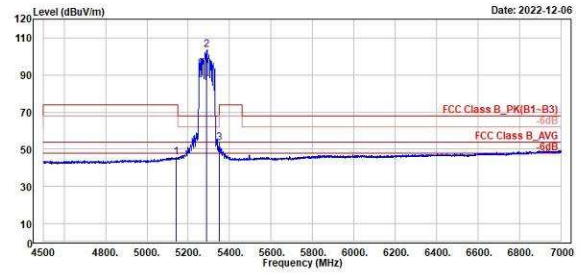


Date: 2022-12-07

1	2	3	Read Level	Level Factor	Limit Line	Over Limit	APos	TPos	Remark	Pol/Phase	Note
MHz	dBuV/m	dBuV	dB/m	dBuV/m	dB	cm	deg				
5144.50	43.94	1.07	42.87	54.00	-10.06	100	67	Average	Horizontal		
5350.00	99.79	56.83	42.96	54.00	45.79	100	67	Average	Horizontal		
5350.00	49.87	7.84	42.83	54.00	-4.13	100	67	Average	Horizontal		



TUV Rheinland Taiwan Ltd.
No. 438-18, Sec 2, Penliao, Linkou Dist., New Taipei City 244, Taiwan(R.O.C.)
Tel: +886-2172-1000 Fax: +886-2172-1322



Date: 2022-12-06

1	2	3	Read Level	Level Factor	Limit Line	Over Limit	APos	TPos	Remark	Pol/Phase	Note
MHz	dBuV/m	dBuV	dB/m	dBuV/m	dB	cm	deg				
5139.50	45.58	3.22	42.36	54.00	-8.42	100	294	Average	Vertical		
5350.00	103.39	60.73	42.66	54.00	49.39	100	294	Average	Vertical		
5350.00	53.37	10.64	42.73	54.00	-0.63	100	294	Average	Vertical		

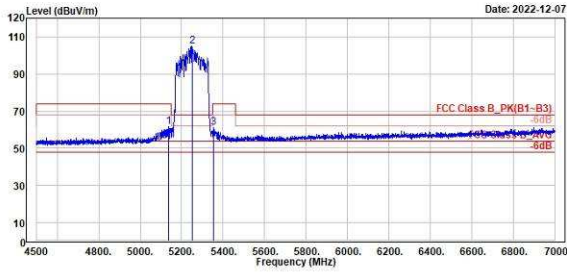
802.11ax HE160

CH 50 (Horizontal) Peak

CH 50 (Vertical) Peak



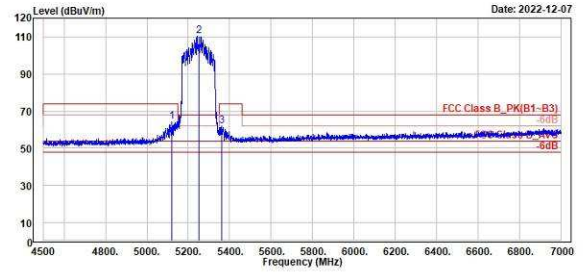
TUV Rheinland Taiwan Ltd.
No. 438-18, Sec 2, Penliao, Linkou Dist., New Taipei City 244, Taiwan(R.O.C.)
Tel: +886-2172-1000 Fax: +886-2172-1322



Peak	Freq	Level	Read Level	Factor	Limit Line	Over Limit	APos	TPos	Remark	Pol/Phase	Note
	MHz	dBuV/m	dBuV	dB/m	dBuV/m	dB	cm	deg			
1	5135.00	61.44	18.58	42.86	74.00	-12.56	100	289	Peak	Horizontal	
2	5352.50	61.12	18.27	42.85	74.00	-12.88	100	289	Peak	Horizontal	



TUV Rheinland Taiwan Ltd.
No. 438-18, Sec 2, Penliao, Linkou Dist., New Taipei City 244, Taiwan(R.O.C.)
Tel: +886-2172-1000 Fax: +886-2172-1322



Peak	Freq	Level	Read Level	Factor	Limit Line	Over Limit	APos	TPos	Remark	Pol/Phase	Note
	MHz	dBuV/m	dBuV	dB/m	dBuV/m	dB	cm	deg			
1	5120.00	64.43	22.08	42.35	74.00	-9.57	100	88	Peak	Vertical	
2	5350.00	104.77	61.92	42.85	68.29	36.57	100	289	Peak	Horizontal	
3	5360.00	62.22	19.48	42.74	74.00	-11.78	100	88	Peak	Vertical	

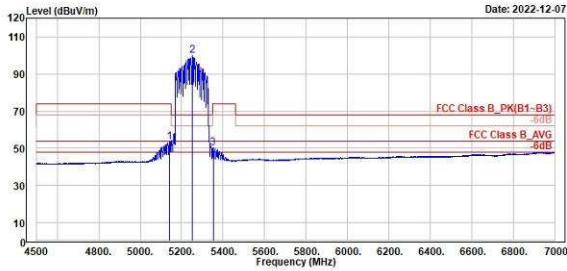
802.11ax HE160

CH 50 (Horizontal) Average

CH 50 (Vertical) Average



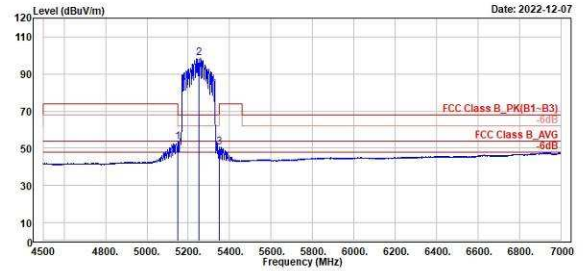
TUV Rheinland Taiwan Ltd.
No. 438-18, Sec 2, Penliao, Linkou Dist., New Taipei City 244, Taiwan(R.O.C.)
Tel: +886-2172-1000 Fax: +886-2172-1322



Read	Level	Factor	Limit	Over	APos	TPos	Remark	Pol/Phase	Note
MHz	dBuV/m	dBuV	dB/m	dBuV/m	dB	cm	deg		
1	5142.50	53.52	10.65	42.87	54.00	-0.48	100	289 Average	Horizontal
2 *	5250.00	99.73	50.80	42.85	54.00	45.73	100	289 Average	Horizontal
3 !	5351.50	50.17	7.33	42.84	54.00	-3.83	100	289 Average	Horizontal



TUV Rheinland Taiwan Ltd.
No. 438-18, Sec 2, Penliao, Linkou Dist., New Taipei City 244, Taiwan(R.O.C.)
Tel: +886-2172-1000 Fax: +886-2172-1322



Read	Level	Factor	Limit	Over	APos	TPos	Remark	Pol/Phase	Note
MHz	dBuV/m	dBuV	dB/m	dBuV/m	dB	cm	deg		
1	5150.00	53.50	11.13	42.37	54.00	-0.50	100	88 Average	Vertical
2 *	5250.00	90.47	55.92	42.55	54.00	44.47	100	88 Average	Vertical
3 !	5350.00	50.68	7.95	42.73	54.00	-3.32	100	88 Average	Vertical

Band Edges, 5.3GHz ~ 5.47GHz, 5.725GHz
U-NII-2C

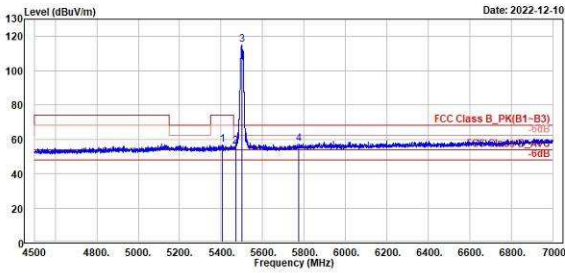
802.11a

CH 100 (Horizontal) Peak

CH 100 (Vertical) Peak



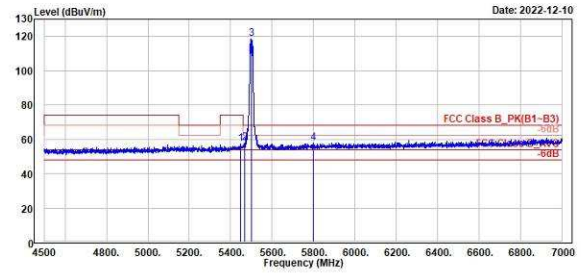
TUV Rheinland Taiwan Ltd.
No. 438-18, Sec 2, Penliao, Linkou Dist., New Taipei City 244, Taiwan(R.O.C.)
Tel: +886-2172-1000 Fax: +886-2172-1322



Peak	Freq	Level	Read	Limit	Over	APos	TPos	Remark	Pol/Phase	Note
	MHz	dBuV/m	dBuV	dB/m	dBuV/m	dB	cm	deg		
1	5488.50	56.99	13.84	43.15	74.00	-17.01	100	347 Peak	Horizontal	
2	5479.00	56.01	12.90	43.11	68.20	-12.10	100	347 Peak	Horizontal	
3 *	5500.00	115.34	72.89	43.25	68.20	47.14	100	347 Peak	Horizontal	
4	5775.50	57.41	13.98	43.43	68.20	-10.79	100	347 Peak	Horizontal	



TUV Rheinland Taiwan Ltd.
No. 438-18, Sec 2, Penliao, Linkou Dist., New Taipei City 244, Taiwan(R.O.C.)
Tel: +886-2172-1000 Fax: +886-2172-1322



Peak	Freq	Level	Read	Limit	Over	APos	TPos	Remark	Pol/Phase	Note
	MHz	dBuV/m	dBuV	dB/m	dBuV/m	dB	cm	deg		
1	5447.50	57.11	14.12	43.00	74.00	-16.88	233	299 Peak	Vertical	
2	5468.00	58.05	15.02	43.03	68.20	-10.15	233	299 Peak	Vertical	
3 *	5500.00	118.48	75.43	43.05	68.20	50.28	233	299 Peak	Vertical	
4	5799.00	57.73	14.13	43.60	68.20	-10.47	233	299 Peak	Vertical	

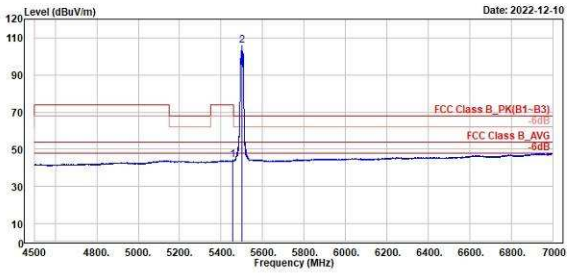
802.11a

CH 100 (Horizontal) Average

CH 100 (Vertical) Average



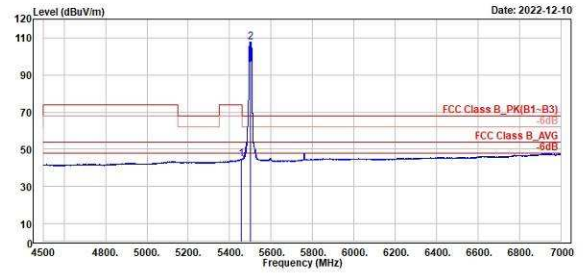
TUV Rheinland Taiwan Ltd.
No. 438-18, Sec 2, Penliao, Linkou Dist., New Taipei City 244, Taiwan(R.O.C.)
Tel: +886-2172-1000 Fax: +886-2172-1322



Read	Limit	Over	APos	TPos	Remark	Pol/Phase	Note				
Level	Line	Limit									
Factor											
dBuV	dB/m	dBuV/m	cm	deg							
1	5456.00	44.06	1.02	43.04	54.00	-9.94	100	347	Average	Horizontal	
2	5500.00	105.05	62.60	43.25	54.00	51.85	100	347	Average	Horizontal	



TUV Rheinland Taiwan Ltd.
No. 438-18, Sec 2, Penliao, Linkou Dist., New Taipei City 244, Taiwan(R.O.C.)
Tel: +886-2172-1000 Fax: +886-2172-1322



Read	Limit	Over	APos	TPos	Remark	Pol/Phase	Note				
Level	Line	Limit									
Factor											
dBuV	dB/m	dBuV/m	cm	deg							
1	5457.50	44.72	1.70	43.02	54.00	-9.28	233	299	Average	Vertical	
2	5500.00	107.03	64.70	43.05	54.00	53.63	233	299	Average	Vertical	

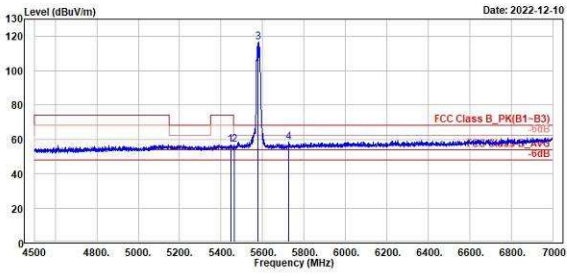
802.11a

CH 116 (Horizontal) Peak

CH 116 (Vertical) Peak



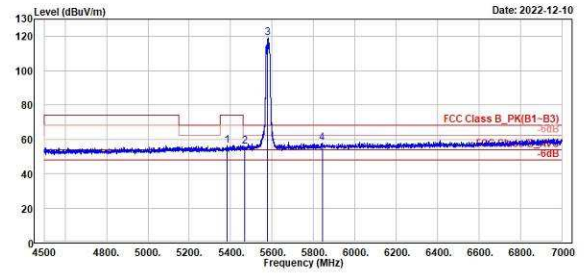
TUV Rheinland Taiwan Ltd.
No. 438-18, Sec 2, Penliao, Linkou Dist., New Taipei City 244, Taiwan(R.O.C.)
Tel: +886-2172-1000 Fax: +886-2172-1322



	Read	Limit	Over	APos	TPos	Remark	Pol/Phase	Note
Freq	Level	Factor	Line	Limit				
MHz	dBuV/m	dBuV	dB/m	dBuV/m	dB	cm	deg	
1	5445.50	56.86	13.83	43.03	74.00	-17.14	100	350 Peak Horizontal
2	5465.00	56.63	13.54	43.09	68.20	-11.57	100	350 Peak Horizontal
3 *	5580.00	116.66	73.34	43.32	68.20	48.46	100	350 Peak Horizontal
4	5725.00	58.17	14.88	43.29	68.20	-10.03	100	350 Peak Horizontal



TUV Rheinland Taiwan Ltd.
No. 438-18, Sec 2, Penliao, Linkou Dist., New Taipei City 244, Taiwan(R.O.C.)
Tel: +886-2172-1000 Fax: +886-2172-1322



	Read	Limit	Over	APos	TPos	Remark	Pol/Phase	Note
Freq	Level	Factor	Line	Limit				
MHz	dBuV/m	dBuV	dB/m	dBuV/m	dB	cm	deg	
1	5384.00	56.52	13.76	42.76	74.00	-17.48	302	299 Peak Vertical
2	5469.50	55.95	12.92	43.03	68.20	-12.25	302	299 Peak Vertical
3 *	5580.00	116.92	75.80	43.12	68.20	50.72	302	299 Peak Vertical
4	5842.00	57.77	14.06	43.71	68.20	-10.43	302	299 Peak Vertical

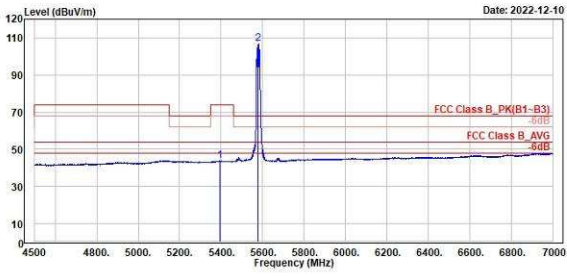
802.11a

CH 116 (Horizontal) Average

CH 116 (Vertical) Average



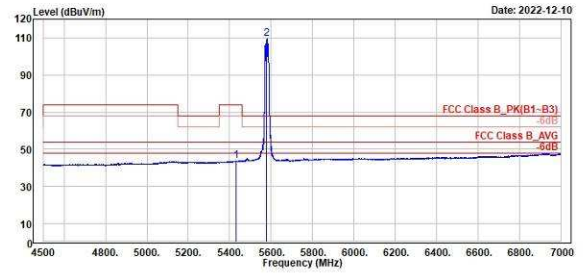
TUV Rheinland Taiwan Ltd.
No. 438-18, Sec 2, Penliao, Linkou Dist., New Taipei City 244, Taiwan(R.O.C.)
Tel: +886-2172-1000 Fax: +886-2172-1322



Read	Limit	Over	APos	TPos	Remark	Pol/Phase	Note	
Level	Line	Limit						
Factor								
dBuV	dB/m	dBuV/m	cm	deg				
1	5396.00	43.70	0.55	43.15	54.00	-10.30	100	350 Average Horizontal
2 *	5580.00	106.02	63.50	43.32	54.00	52.02	100	350 Average Horizontal



TUV Rheinland Taiwan Ltd.
No. 438-18, Sec 2, Penliao, Linkou Dist., New Taipei City 244, Taiwan(R.O.C.)
Tel: +886-2172-1000 Fax: +886-2172-1322



Read	Limit	Over	APos	TPos	Remark	Pol/Phase	Note	
Level	Line	Limit						
Factor								
dBuV	dB/m	dBuV/m	cm	deg				
1	5432.00	43.65	0.72	42.93	54.00	-10.35	302	299 Average Vertical
2 *	5580.00	109.51	66.39	43.12	54.00	55.51	302	299 Average Vertical

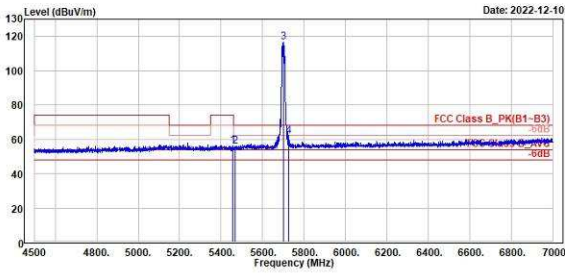
802.11a

CH 140 (Horizontal) Peak

CH 140 (Vertical) Peak



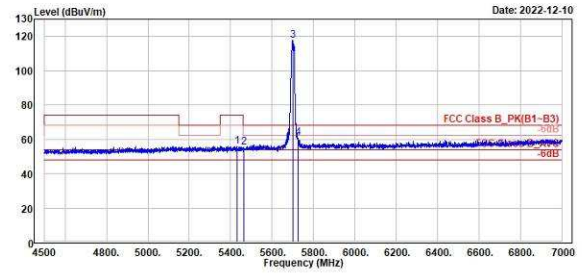
TUV Rheinland Taiwan Ltd.
No. 438-18, Sec 2, Penliao, Linkou Dist., New Taipei City 244, Taiwan(R.O.C.)
Tel: +886-2172-1000 Fax: +886-2172-1322



Peak	Freq	Level	Read	Limit	Over	APos	TPos	Remark	Pol/Phase	Note
	MHz	dBuV/m	dBuV	dB/m	dBuV/m	dB	cm	deg		
1	5456.58	56.43	13.38	43.05	74.00	-17.57	114	30 Peak	Horizontal	
2	5457.00	56.09	12.99	43.10	68.20	-12.11	114	30 Peak	Horizontal	
3 *	5700.00	116.60	73.38	43.22	68.20	48.40	114	30 Peak	Horizontal	
4	5725.00	61.90	18.61	43.29	68.20	-6.30	114	30 Peak	Horizontal	



TUV Rheinland Taiwan Ltd.
No. 438-18, Sec 2, Penliao, Linkou Dist., New Taipei City 244, Taiwan(R.O.C.)
Tel: +886-2172-1000 Fax: +886-2172-1322



Peak	Freq	Level	Read	Limit	Over	APos	TPos	Remark	Pol/Phase	Note
	MHz	dBuV/m	dBuV	dB/m	dBuV/m	dB	cm	deg		
1	5432.00	55.97	13.04	42.93	74.00	-18.03	290	76 Peak	Vertical	
2	5465.00	55.30	12.27	43.03	68.20	-12.90	290	76 Peak	Vertical	
3 *	5700.00	117.08	74.58	43.22	68.20	49.60	290	76 Peak	Vertical	
4	5726.00	60.75	17.41	43.34	68.20	-7.45	290	76 Peak	Vertical	

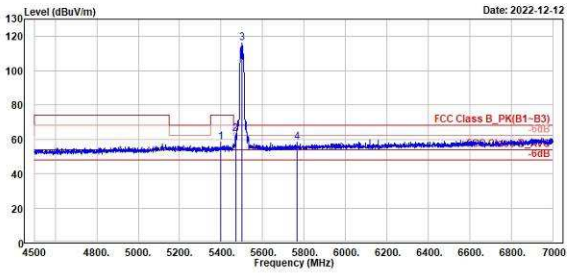
802.11ax HE20

CH 100 (Horizontal) Peak

CH 100 (Vertical) Peak



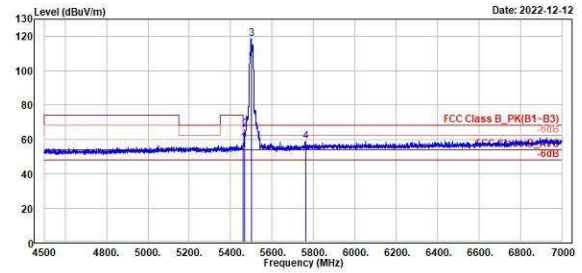
TUV Rheinland Taiwan Ltd.
No. 438-18, Sec 2, Penliao, Linkou Dist., New Taipei City 244, Taiwan(R.O.C.)
Tel: +886-2172-1000 Fax: +886-2172-1322



Peak	Freq (MHz)	Level (dBuV/m)	Read Level (dBuV)	Factor	Limit (dBuV/m)	Over (dB)	APos (cm)	TPos (deg)	Remark	Pol/Phase	Note
1	5399.50	58.29	15.12	43.17	74.00	-15.71	100	352	Peak	Horizontal	
2	5470.00	63.04	19.93	43.11	68.20	-5.16	100	352	Peak	Horizontal	
3 *	5500.00	115.99	72.74	43.25	68.20	47.79	100	352	Peak	Horizontal	
4	5765.50	58.19	14.79	43.40	68.20	-10.01	100	352	Peak	Horizontal	



TUV Rheinland Taiwan Ltd.
No. 438-18, Sec 2, Penliao, Linkou Dist., New Taipei City 244, Taiwan(R.O.C.)
Tel: +886-2172-1000 Fax: +886-2172-1322



Peak	Freq (MHz)	Level (dBuV/m)	Read Level (dBuV)	Factor	Limit (dBuV/m)	Over (dB)	APos (cm)	TPos (deg)	Remark	Pol/Phase	Note
1	5459.00	57.80	14.78	43.02	74.00	-16.20	252	57	Peak	Vertical	
2	5469.50	65.59	22.56	43.03	68.20	-2.61	252	57	Peak	Vertical	
3 *	5500.00	118.59	75.54	43.05	68.20	50.39	252	57	Peak	Vertical	
4	5760.50	58.97	15.48	43.49	68.20	-9.23	252	57	Peak	Vertical	

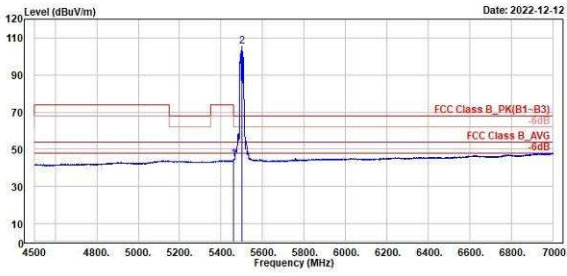
802.11ax HE20

CH 100 (Horizontal) Average

CH 100 (Vertical) Average



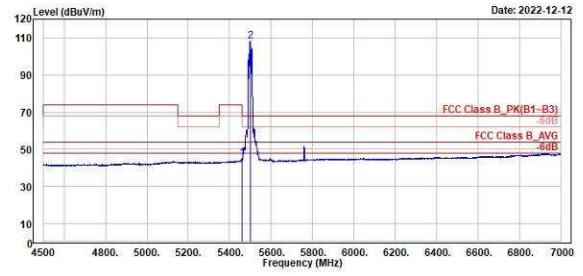
TUV Rheinland Taiwan Ltd.
No. 438-18, Sec 2, Penliao, Linkou Dist., New Taipei City 244, Taiwan(R.O.C.)
Tel: +886-2172-1000 Fax: +886-2172-1322



Read	Limit	Over	APos	TPos	Remark	Pol/Phase	Note	
Level	Line	Limit						
Factor								
dBuV	dB/m	dBuV/m	cm	deg				
1	5459.58	44.56	1.50	43.06	54.00	-9.44	100	352 Average Horizontal
2 *	5500.00	105.21	61.96	43.25	54.00	51.21	100	352 Average Horizontal



TUV Rheinland Taiwan Ltd.
No. 438-18, Sec 2, Penliao, Linkou Dist., New Taipei City 244, Taiwan(R.O.C.)
Tel: +886-2172-1000 Fax: +886-2172-1322



Read	Limit	Over	APos	TPos	Remark	Pol/Phase	Note	
Level	Line	Limit						
Factor								
dBuV	dB/m	dBuV/m	cm	deg				
1	5460.00	45.14	2.12	43.02	54.00	-8.86	252	57 Average Vertical
2 *	5500.00	108.18	65.13	43.05	54.00	54.18	252	57 Average Vertical

802.11ax HE20

CH 116 (Horizontal) Peak

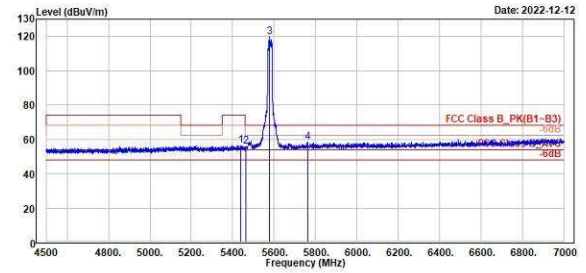
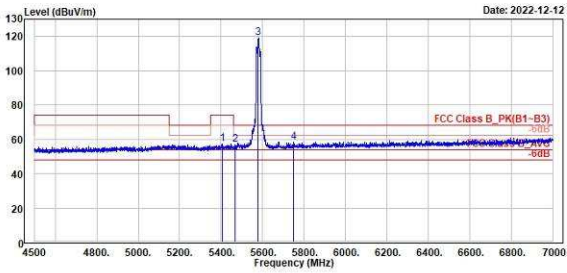
CH 116 (Vertical) Peak



TUV Rheinland Taiwan Ltd.
No. 438-18, Sec 2, Penliao, Linkou Dist., New Taipei City 244, Taiwan(R.O.C.)
Tel: +886-2172-1000 Fax: +886-2172-1322



TUV Rheinland Taiwan Ltd.
No. 438-18, Sec 2, Penliao, Linkou Dist., New Taipei City 244, Taiwan(R.O.C.)
Tel: +886-2172-1000 Fax: +886-2172-1322



Peak	Freq (MHz)	Level (dBuV/m)	Read Level (dBuV)	Factor (dB/m)	Limit Line (dBuV/m)	Over Limit (dB)	APos (cm)	TPos (deg)	Remark	Pol/Phase	Note
1	5485.58	57.41	14.25	43.16	74.00	-16.59	100	352	Peak	Horizontal	
2	5469.58	56.96	13.85	43.11	68.20	-11.24	100	352	Peak	Horizontal	
3 *	5580.00	119.23	75.91	43.32	68.20	51.03	100	352	Peak	Horizontal	
4	5752.00	58.47	15.11	43.36	68.20	-9.73	100	352	Peak	Horizontal	

Peak	Freq (MHz)	Level (dBuV/m)	Read Level (dBuV)	Factor (dB/m)	Limit Line (dBuV/m)	Over Limit (dB)	APos (cm)	TPos (deg)	Remark	Pol/Phase	Note
1	5438.58	56.43	13.47	42.96	74.00	-17.57	100	299	Peak	Vertical	
2	5485.58	55.93	12.98	42.95	68.20	-12.27	100	299	Peak	Vertical	
3 *	5580.00	119.78	76.58	43.12	68.20	51.58	100	299	Peak	Vertical	
4	5760.58	58.25	14.76	43.49	68.20	-9.95	100	299	Peak	Vertical	

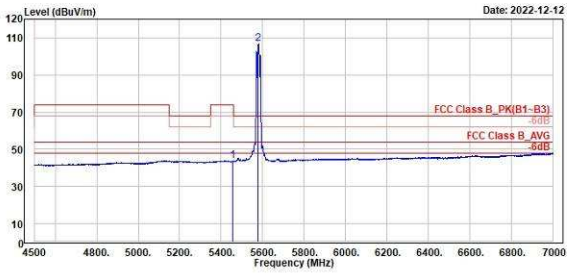
802.11ax HE20

CH 116 (Horizontal) Average

CH 116 (Vertical) Average



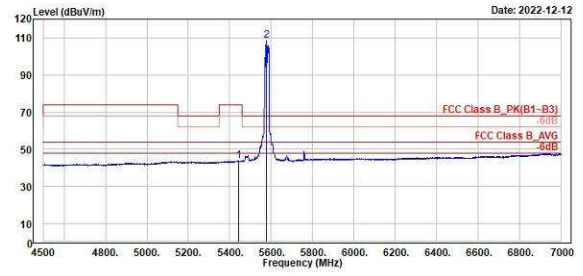
TUV Rheinland Taiwan Ltd.
No. 438-18, Sec 2, Penliao, Linkou Dist., New Taipei City 244, Taiwan(R.O.C.)
Tel: +886-2172-1000 Fax: +886-2172-1322



Peak	Freq (MHz)	Level (dBuV/m)	Read Level (dBuV)	Factor (dB/m)	Limit Line (dBuV/m)	Over Limit (dB)	APos (cm)	TPos (deg)	Remark	Pol/Phase	Note
1	5457.00	43.68	0.63	43.05	54.00	-10.32	100	352	Average	Horizontal	
2 *	5580.00	106.58	63.26	43.32	54.00	52.58	100	352	Average	Horizontal	



TUV Rheinland Taiwan Ltd.
No. 438-18, Sec 2, Penliao, Linkou Dist., New Taipei City 244, Taiwan(R.O.C.)
Tel: +886-2172-1000 Fax: +886-2172-1322



Peak	Freq (MHz)	Level (dBuV/m)	Read Level (dBuV)	Factor (dB/m)	Limit Line (dBuV/m)	Over Limit (dB)	APos (cm)	TPos (deg)	Remark	Pol/Phase	Note
1	5445.00	43.70	0.71	42.99	54.00	-10.30	100	299	Average	Vertical	
2 *	5580.00	108.53	65.41	43.12	54.00	54.53	100	299	Average	Vertical	

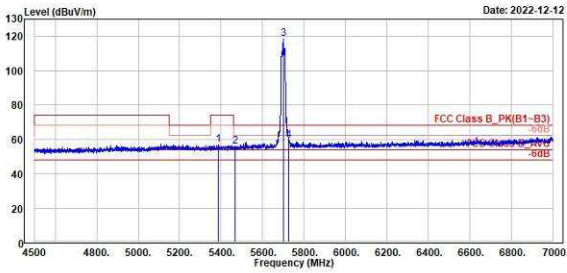
802.11ax HE20

CH 140 (Horizontal) Peak

CH 140 (Vertical) Peak



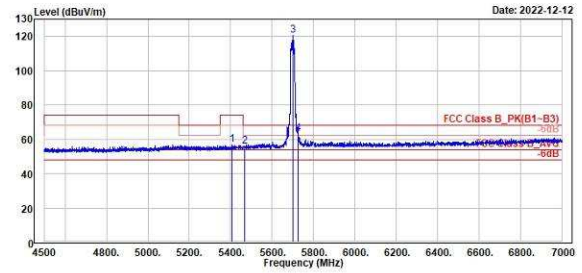
TUV Rheinland Taiwan Ltd.
No. 438-18, Sec 2, Penliao, Linkou Dist., New Taipei City 244, Taiwan(R.O.C.)
Tel: +886-2172-1000 Fax: +886-2172-1322



Peak	Freq	Level	Read	Limit	Over	APos	TPos	Remark	Pol/Phase	Note
	MHz	dBuV/m	dBuV	dB/m	dBuV/m	dB	cm	deg		
1	5387.58	56.68	13.51	43.08	74.00	-17.40	100	27 Peak	Horizontal	
2	5466.58	55.73	12.63	43.10	68.28	-12.47	100	27 Peak	Horizontal	
3 *	5708.00	118.59	75.37	43.22	68.28	50.39	100	27 Peak	Horizontal	
4	5725.00	59.15	15.86	43.29	68.20	-9.05	100	27 Peak	Horizontal	



TUV Rheinland Taiwan Ltd.
No. 438-18, Sec 2, Penliao, Linkou Dist., New Taipei City 244, Taiwan(R.O.C.)
Tel: +886-2172-1000 Fax: +886-2172-1322



Peak	Freq	Level	Read	Limit	Over	APos	TPos	Remark	Pol/Phase	Note
	MHz	dBuV/m	dBuV	dB/m	dBuV/m	dB	cm	deg		
1	5406.00	56.65	13.85	42.80	74.00	-17.35	100	76 Peak	Vertical	
2	5468.00	55.97	12.94	43.03	68.20	-12.23	100	76 Peak	Vertical	
3 *	5708.00	120.82	77.68	43.22	68.28	52.62	100	76 Peak	Vertical	
4 !	5725.00	63.28	19.94	43.34	68.20	-4.92	100	76 Peak	Vertical	

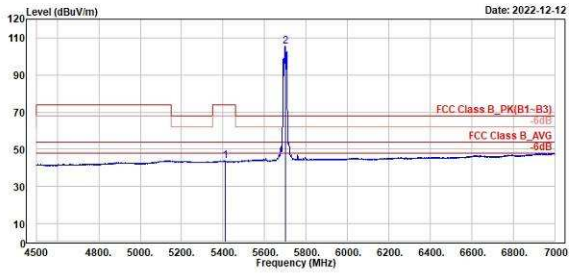
802.11ax HE20

CH 140 (Horizontal) Average

CH 140 (Vertical) Average



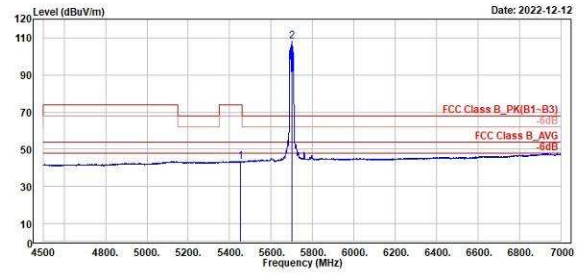
TUV Rheinland Taiwan Ltd.
No. 438-18, Sec 2, Penliao, Linkou Dist., New Taipei City 244, Taiwan(R.O.C.)
Tel: +886-2172-1000 Fax: +886-2172-1322



Peak	Freq	Level	Read Level	Factor	Limit Line	Over Limit	APos	TPos	Remark	Pol/Phase	Note
	MHz	dBuV/m	dBuV	dB/m	dBuV/m	dB	cm	deg			
1	5412.58	43.68	0.55	43.13	54.00	-10.32	100	27	Average	Horizontal	
2 *	5700.00	105.54	62.32	43.22	54.00	51.54	100	27	Average	Horizontal	



TUV Rheinland Taiwan Ltd.
No. 438-18, Sec 2, Penliao, Linkou Dist., New Taipei City 244, Taiwan(R.O.C.)
Tel: +886-2172-1000 Fax: +886-2172-1322



Peak	Freq	Level	Read Level	Factor	Limit Line	Over Limit	APos	TPos	Remark	Pol/Phase	Note
	MHz	dBuV/m	dBuV	dB/m	dBuV/m	dB	cm	deg			
1	5453.00	43.53	0.51	43.02	54.00	-10.47	100	76	Average	Vertical	
2 *	5700.00	108.30	65.08	43.22	54.00	54.30	100	76	Average	Vertical	

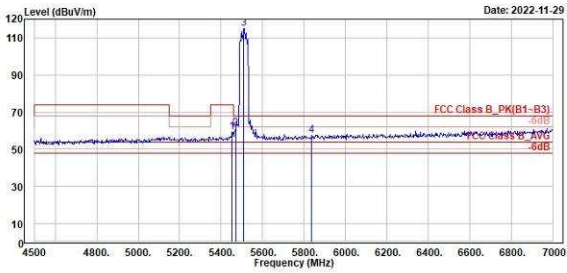
802.11ax HE40

CH 102 (Horizontal) Peak

CH 102 (Vertical) Peak



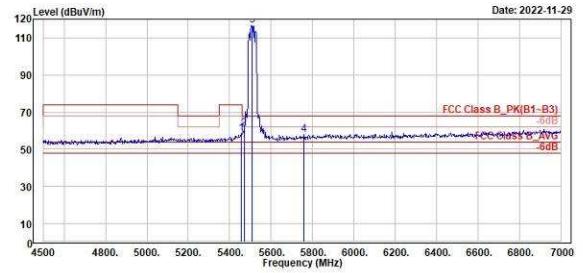
TUV Rheinland Taiwan Ltd.
No. 438-18, Sec 2, Penliao, Linkou Dist., New Taipei City 244, Taiwan(R.O.C.)
Tel: +886-2172-1000 Fax: +886-2172-1322



	Read	Limit	Over	APos	TPos	Remark	Pol/Phase	Note	
1	5452.50	59.12	16.89	43.83	74.00	-14.88	100	349 Peak	Horizontal
2	5470.00	61.04	17.93	43.11	68.20	-7.16	100	349 Peak	Horizontal
3 *	5510.00	114.99	71.73	43.26	68.20	46.79	100	349 Peak	Horizontal
4	5837.50	57.41	13.88	43.53	68.20	-10.79	100	349 Peak	Horizontal



TUV Rheinland Taiwan Ltd.
No. 438-18, Sec 2, Penliao, Linkou Dist., New Taipei City 244, Taiwan(R.O.C.)
Tel: +886-2172-1000 Fax: +886-2172-1322



	Read	Limit	Over	APos	TPos	Remark	Pol/Phase	Note	
1	5455.00	58.62	15.68	43.02	74.00	-15.38	216	300 Peak	Vertical
2	5470.00	61.23	18.20	43.03	68.20	-6.97	216	300 Peak <th>Vertical</th>	Vertical
3 *	5510.00	116.66	73.60	43.06	68.20	46.46	216	300 Peak <th>Vertical</th>	Vertical
4	5760.00	57.99	14.50	43.49	68.20	-10.21	216	300 Peak <th>Vertical</th>	Vertical

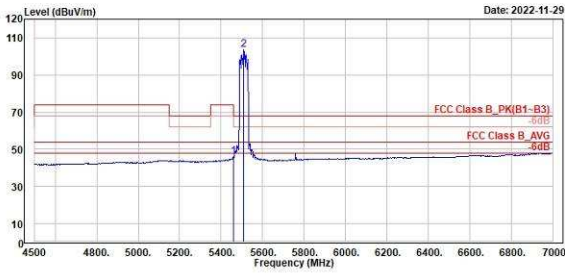
802.11ax HE40

CH 102 (Horizontal) Average

CH 102 (Vertical) Average



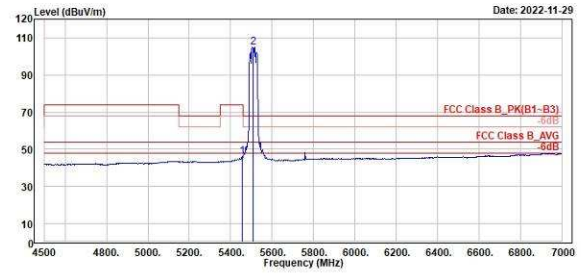
TUV Rheinland Taiwan Ltd.
No. 438-18, Sec 2, Penliao, Linkou Dist., New Taipei City 244, Taiwan(R.O.C.)
Tel: +886-2172-1000 Fax: +886-2172-1322



Read	Limit	Over	APos	TPos	Remark	Pol/Phase	Note				
Level	Line	Limit									
Factor											
dBuV	dB/m	dBuV/m	cm	deg							
1	5460.00	46.05	2.99	43.06	54.00	-7.95	100	349	Average	Horizontal	
2	5510.00	103.50	60.24	43.26	54.00	49.50	100	349	Average	Horizontal	



TUV Rheinland Taiwan Ltd.
No. 438-18, Sec 2, Penliao, Linkou Dist., New Taipei City 244, Taiwan(R.O.C.)
Tel: +886-2172-1000 Fax: +886-2172-1322



Read	Limit	Over	APos	TPos	Remark	Pol/Phase	Note				
Level	Line	Limit									
Factor											
dBuV	dB/m	dBuV/m	cm	deg							
1	5455.00	45.99	2.97	43.02	54.00	-8.01	216	300	Average	Vertical	
2	5510.00	105.12	62.06	43.06	54.00	51.12	216	300	Average	Vertical	

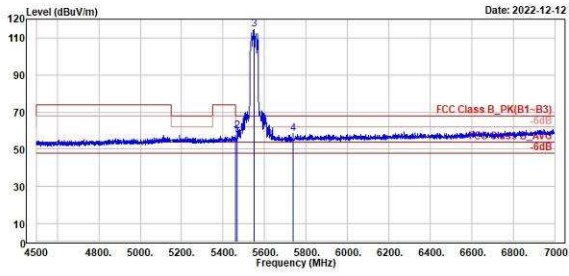
802.11ax HE40

CH 110 (Horizontal) Peak

CH 110 (Vertical) Peak



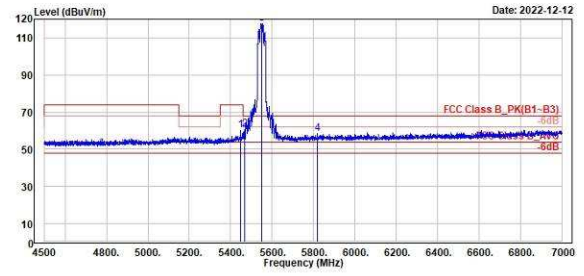
TUV Rheinland Taiwan Ltd.
No. 438-18, Sec 2, Penliao, Linkou Dist., New Taipei City 244, Taiwan(R.O.C.)
Tel: +886-2172-1000 Fax: +886-2172-1322



Peak	Freq	Level	Read	Limit	Over	APos	TPos	Remark	Pol/Phase	Note
	MHz	dBuV/m	dBuV	dB/m	dBuV/m	dB	cm	deg		
1	5448.00	57.58	14.53	43.05	74.00	-16.42	100	27	Peak	Horizontal
2	5466.50	59.66	16.56	43.10	68.20	-8.54	100	27	Peak	Horizontal
3 *	5550.00	114.53	71.23	43.30	68.20	46.33	100	27	Peak	Horizontal
4	5736.50	58.26	14.94	43.32	68.20	-9.94	100	27	Peak	Horizontal



TUV Rheinland Taiwan Ltd.
No. 438-18, Sec 2, Penliao, Linkou Dist., New Taipei City 244, Taiwan(R.O.C.)
Tel: +886-2172-1000 Fax: +886-2172-1322



Peak	Freq	Level	Read	Limit	Over	APos	TPos	Remark	Pol/Phase	Note
	MHz	dBuV/m	dBuV	dB/m	dBuV/m	dB	cm	deg		
1	5448.00	60.18	17.18	43.00	74.00	-13.82	252	300	Peak	Vertical
2	5466.50	60.78	17.75	43.03	68.20	-7.42	252	300	Peak	Vertical
3 *	5550.00	117.01	74.71	43.10	68.20	49.61	252	300	Peak	Vertical
4	5820.50	58.31	14.66	43.65	68.20	-9.89	252	300	Peak	Vertical

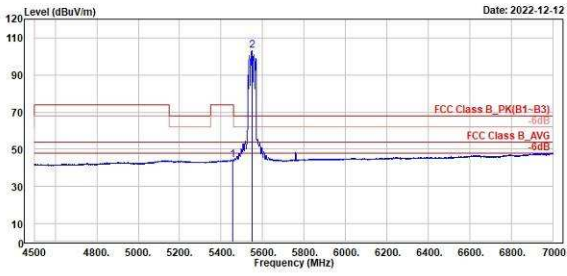
802.11ax HE40

CH 110 (Horizontal) Average

CH 110 (Vertical) Average



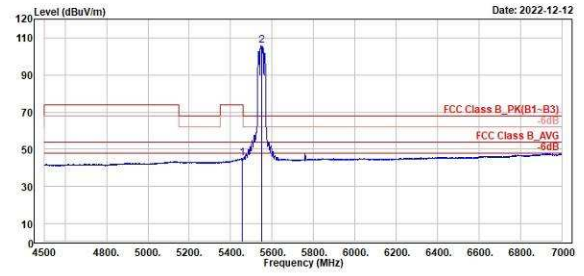
TUV Rheinland Taiwan Ltd.
No. 438-18, Sec 2, Penliao, Linkou Dist., New Taipei City 244, Taiwan(R.O.C.)
Tel: +886-2172-1000 Fax: +886-2172-1322



Read	Limit	Over	APos	TPos	Remark	Pol/Phase	Note				
Level	Line	Limit									
Factor											
dBuV	dB/m	dBuV/m	cm	deg							
1	5455.00	44.34	1.30	43.04	54.00	-9.66	100	27	Average	Horizontal	
2 *	5558.00	102.96	59.66	43.30	54.00	48.96	100	27	Average	Horizontal	



TUV Rheinland Taiwan Ltd.
No. 438-18, Sec 2, Penliao, Linkou Dist., New Taipei City 244, Taiwan(R.O.C.)
Tel: +886-2172-1000 Fax: +886-2172-1322



Read	Limit	Over	APos	TPos	Remark	Pol/Phase	Note				
Level	Line	Limit									
Factor											
dBuV	dB/m	dBuV/m	cm	deg							
1	5455.00	45.37	2.35	43.02	54.00	-8.63	252	300	Average	Vertical	
2 *	5558.00	106.04	62.94	43.10	54.00	52.04	252	300	Average	Vertical	