

Appendix B: Test Results of Radiated Spurious Emissions & Mains

Conducted Emission Test

Band Edges, 2.31GHz ~ 2.9GHz

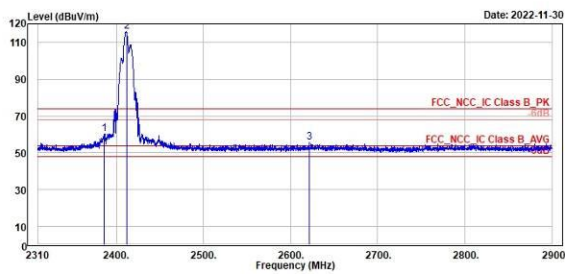
802.11b

Low Channel (Horizontal) Peak

Low Channel (Vertical) Peak



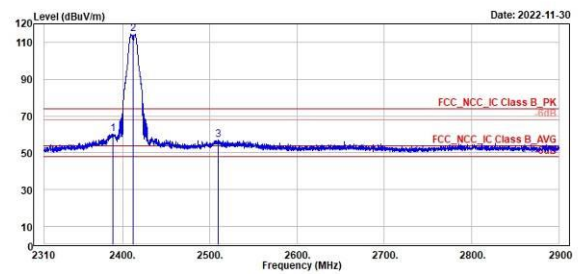
TUV Rheinland Taiwan Ltd.
No. 458-18, Sec 2, Fenhiao, Linkou Dist., New Taipei City 244, Taiwan(R.O.C.)
Tel: +886-2172-1000 Fax: +886-2172-1322



1	2	3
2386.46	2412.00	2621.17
60.27	116.11	55.59
22.70	78.48	17.42
37.57	37.63	38.17
74.00	74.00	74.00
-13.73	42.11	-18.41
292	292	292
174 Peak	174 Peak	174 Peak
Horizontal	Horizontal	Horizontal



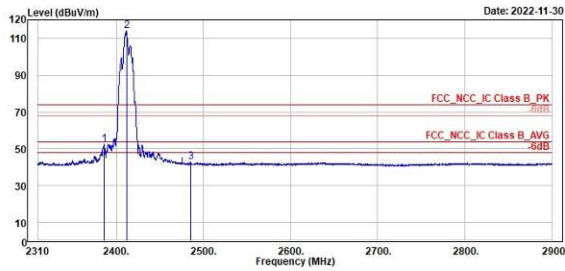
TUV Rheinland Taiwan Ltd.
No. 458-18, Sec 2, Fenhiao, Linkou Dist., New Taipei City 244, Taiwan(R.O.C.)
Tel: +886-2172-1000 Fax: +886-2172-1322



1	2	3
2388.59	2412.00	2509.89
60.42	114.39	56.97
23.12	77.04	19.13
37.30	37.35	37.64
74.00	74.00	74.00
-13.58	40.39	-17.03
302	302	302
70 Peak	70 Peak	70 Peak
Vertical	Vertical	Vertical

802.11b
Low Channel (Horizontal) Average
Low Channel (Vertical) Average

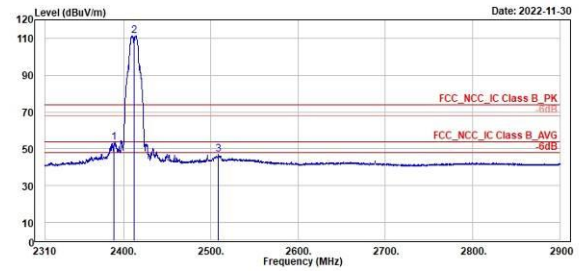

TÜV Rheinland Taiwan Ltd.
 No. 458-18, Sec 2, Fenhiao, Linkou Dist., New Taipei City 244, Taiwan(R.O.C.)
 Tel: +886-2172-1000 Fax: +886-2172-1322



Freq	Level	Read	Level	Factor	Limit	Over	APos	TPos	Remark	Pol/Phase	Note
MHz	dBuV/m	dBuV	dB/m	dBuV/m	dB	dB	cm	deg			
1	2386.11	52.27	14.70	37.57	54.00	-1.73	292	174	Average	Horizontal	
2	2412.00	113.92	76.29	37.63	54.00	59.92	292	174	Average	Horizontal	
3	2484.99	42.74	5.17	37.57	54.00	-11.26	292	174	Average	Horizontal	



TÜV Rheinland Taiwan Ltd.
 No. 458-18, Sec 2, Fenhiao, Linkou Dist., New Taipei City 244, Taiwan(R.O.C.)
 Tel: +886-2172-1000 Fax: +886-2172-1322



Freq	Level	Read	Level	Factor	Limit	Over	APos	TPos	Remark	Pol/Phase	Note
MHz	dBuV/m	dBuV	dB/m	dBuV/m	dB	dB	cm	deg			
1	2386.59	53.30	16.00	37.30	54.00	-0.70	302	70	Average	Vertical	
2	2412.00	111.54	74.19	37.35	54.00	57.54	302	70	Average	Vertical	
3	2508.83	46.82	8.98	37.84	54.00	-7.18	302	70	Average	Vertical	

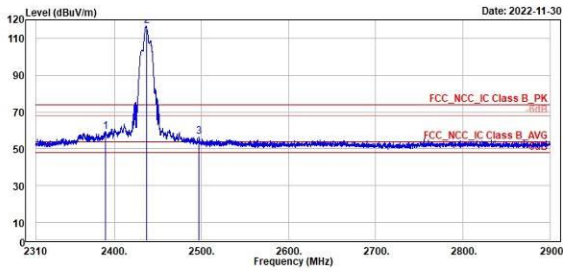
802.11b

Middle Channel (Horizontal) Peak

Middle Channel (Vertical) Peak



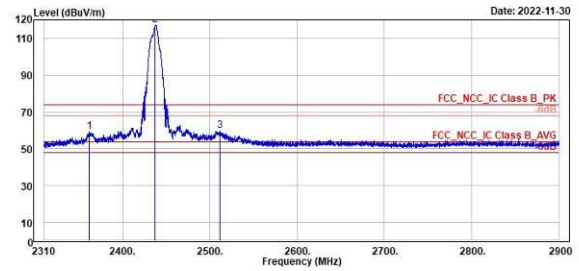
TUV Rheinland Taiwan Ltd.
No. 458-18, Sec 2, Fenhiao, Linkou Dist., New Taipei City 244, Taiwan(R.O.C.)
Tel: +886-2172-1000 Fax: +886-2172-1322



Peak	Freq	Level	Read Level	Factor	Limit Line	Over Limit	APos	TPos	Remark	Pol/Phase	Note
	MHz	dBuV/m	dBuV	dB/m	dBuV/m	dB	cm	deg			
1	2389.53	59.23	21.65	37.58	74.00	-14.77	234	176	Peak	Horizontal	
2 *	2437.00	116.61	78.95	37.66	74.00	42.61	234	176	Peak	Horizontal	
3	2497.27	56.59	19.05	37.54	74.00	-17.41	234	176	Peak	Horizontal	



TUV Rheinland Taiwan Ltd.
No. 458-18, Sec 2, Fenhiao, Linkou Dist., New Taipei City 244, Taiwan(R.O.C.)
Tel: +886-2172-1000 Fax: +886-2172-1322



Peak	Freq	Level	Read Level	Factor	Limit Line	Over Limit	APos	TPos	Remark	Pol/Phase	Note
	MHz	dBuV/m	dBuV	dB/m	dBuV/m	dB	cm	deg			
1	2361.68	59.31	22.04	37.27	74.00	-14.69	115	64	Peak	Vertical	
2 *	2437.00	117.25	79.62	37.43	74.00	43.25	115	64	Peak	Vertical	
3	2511.19	59.90	22.06	37.64	74.00	-14.10	115	64	Peak	Vertical	

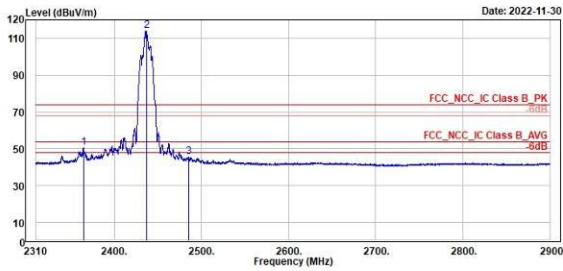
802.11b

Middle Channel (Horizontal) Average

Middle Channel (Vertical) Average



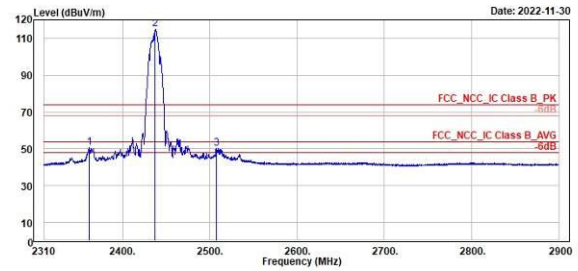
TUV Rheinland Taiwan Ltd.
No. 458-18, Sec 2, Fenhiao, Linkou Dist., New Taipei City 244, Taiwan(R.O.C.)
Tel: +886-2172-1000 Fax: +886-2172-1322



Freq	Level	Read	Level	Limit	Over	APos	TPos	Remark	Pol/Phase	Note
MHz	dBuV/m	dBuV	dB/m	dBuV/m	dB	cm	deg			
1	2364.87	58.49	12.99	37.50	54.00	-3.51	234	176 Average	Horizontal	
2	2437.00	114.05	76.39	37.65	54.00	60.05	234	176 Average	Horizontal	
3	2485.23	45.48	7.91	37.57	54.00	-8.52	234	176 Average	Horizontal	



TUV Rheinland Taiwan Ltd.
No. 458-18, Sec 2, Fenhiao, Linkou Dist., New Taipei City 244, Taiwan(R.O.C.)
Tel: +886-2172-1000 Fax: +886-2172-1322



Freq	Level	Read	Level	Limit	Over	APos	TPos	Remark	Pol/Phase	Note
MHz	dBuV/m	dBuV	dB/m	dBuV/m	dB	cm	deg			
1	2361.00	50.51	13.24	37.27	54.00	-3.49	115	64 Average	Vertical	
2	2437.00	114.82	77.39	37.43	54.00	60.82	115	64 Average	Vertical	
3	2507.18	50.25	12.41	37.84	54.00	-3.75	115	64 Average	Vertical	

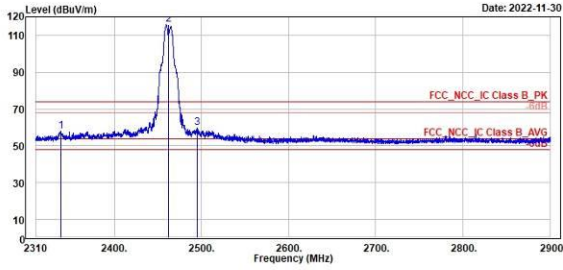
802.11b

High Channel (Horizontal) Peak

High Channel (Vertical) Peak



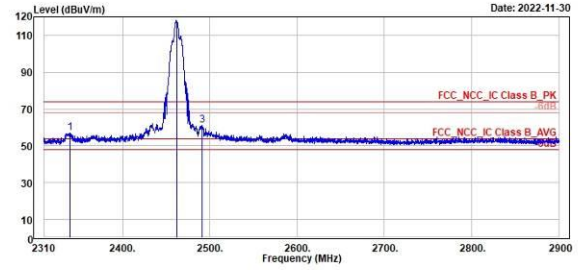
TUV Rheinland Taiwan Ltd.
No. 458-18, Sec 2, Fenhiao, Linkou Dist., New Taipei City 244, Taiwan(R.O.C.)
Tel: +886-2172-1000 Fax: +886-2172-1322



1	2	3
2338.67	2462.00	2495.38
57.83	115.99	59.66
20.41	78.35	22.12
37.42	37.64	37.54
74.00	74.00	74.00
-16.17	41.99	-14.34
100	100	100
177	177	177
Peak	Peak	Peak
Horizontal	Horizontal	Horizontal



TUV Rheinland Taiwan Ltd.
No. 458-18, Sec 2, Fenhiao, Linkou Dist., New Taipei City 244, Taiwan(R.O.C.)
Tel: +886-2172-1000 Fax: +886-2172-1322



1	2	3
2339.97	2462.00	2491.37
57.00	117.98	61.15
19.82	88.42	23.38
37.18	37.56	37.77
74.00	74.00	74.00
-17.00	43.98	-12.85
320	320	320
68	68	68
Peak	Peak	Peak
Vertical	Vertical	Vertical

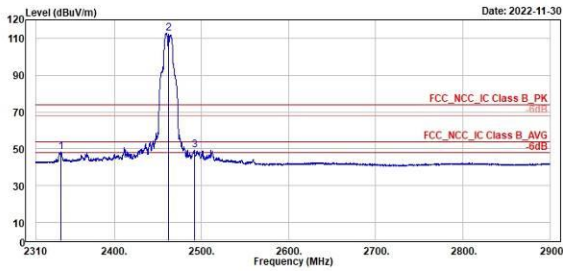
802.11b

High Channel (Horizontal) Average

High Channel (Vertical) Average



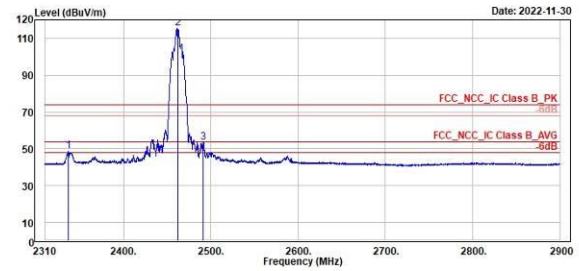
TUV Rheinland Taiwan Ltd.
No. 458-18, Sec 2, Fenhiao, Linkou Dist., New Taipei City 244, Taiwan(R.O.C.)
Tel: +886-2172-1000 Fax: +886-2172-1322



Freq	Level	Read	Limit	Over	APos	TPos	Remark	Pol/Phase	Note
MHz	dBuV/m	dBuV	dBm	dBuV/m	dB	cm	deg		
1	2338.79	48.54	11.12	37.42	54.00	-5.46	100	177 Average	Horizontal
2 *	2462.00	112.90	75.26	37.64	54.00	58.90	100	177 Average	Horizontal
3	2491.84	49.20	11.65	37.55	54.00	-4.80	100	177 Average	Horizontal



TUV Rheinland Taiwan Ltd.
No. 458-18, Sec 2, Fenhiao, Linkou Dist., New Taipei City 244, Taiwan(R.O.C.)
Tel: +886-2172-1000 Fax: +886-2172-1322



Freq	Level	Read	Limit	Over	APos	TPos	Remark	Pol/Phase	Note
MHz	dBuV/m	dBuV	dBm	dBuV/m	dB	cm	deg		
1	2337.14	48.62	11.46	37.16	54.00	-5.38	320	68 Average	Vertical
2 *	2462.00	115.45	77.89	37.56	54.00	61.45	320	68 Average	Vertical
3	2491.25	53.60	15.83	37.77	54.00	-0.40	320	68 Average	Vertical

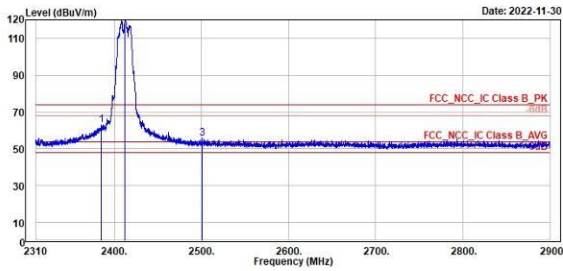
802.11g

Low Channel (Horizontal) Peak

Low Channel (Vertical) Peak



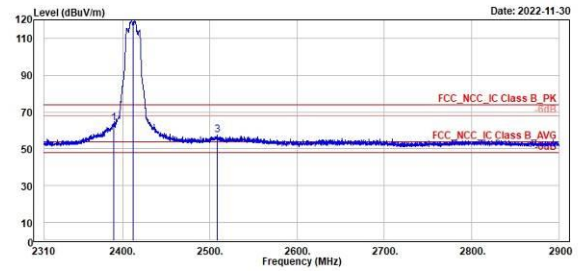
TUV Rheinland Taiwan Ltd.
No. 458-18, Sec 2, Fenhiao, Linkou Dist., New Taipei City 244, Taiwan(R.O.C.)
Tel: +886-2172-1000 Fax: +886-2172-1322



Freq	Level	Read	Level	Limit	Over	APos	TPos	Remark	Pol/Phase	Note
MHz	dBuV/m	dBuV	dB/m	dBuV/m	dB	cm	deg			
1	2385.17	63.19	25.62	37.57	74.00	-10.81	236	175 Peak	Horizontal	
2 *	2412.00	120.52	82.89	37.63	74.00	46.52	236	175 Peak	Horizontal	
3	2500.57	55.44	17.91	37.53	74.00	-18.56	236	175 Peak	Horizontal	



TUV Rheinland Taiwan Ltd.
No. 458-18, Sec 2, Fenhiao, Linkou Dist., New Taipei City 244, Taiwan(R.O.C.)
Tel: +886-2172-1000 Fax: +886-2172-1322



Freq	Level	Read	Level	Limit	Over	APos	TPos	Remark	Pol/Phase	Note
MHz	dBuV/m	dBuV	dB/m	dBuV/m	dB	cm	deg			
1	2390.00	64.04	26.74	37.30	74.00	-9.96	301	69 Peak	Vertical	
2 *	2412.00	119.44	82.89	37.35	74.00	45.44	301	69 Peak	Vertical	
3	2500.48	57.28	19.44	37.64	74.00	-16.72	301	69 Peak	Vertical	

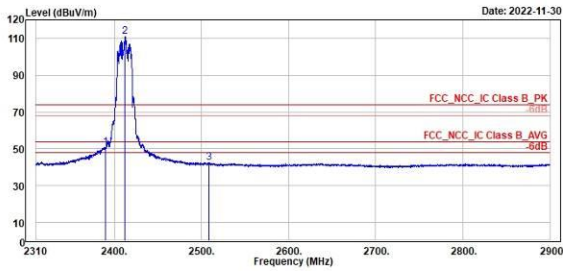
802.11g

Low Channel (Horizontal) Average

Low Channel (Vertical) Average



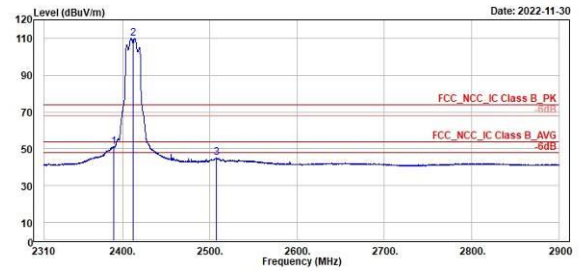
TUV Rheinland Taiwan Ltd.
No. 458-18, Sec 2, Fenhiao, Linkou Dist., New Taipei City 244, Taiwan(R.O.C.)
Tel: +886-2172-1000 Fax: +886-2172-1322



Freq	Level	Read	Level	Factor	Limit	Over	APos	TPos	Remark	Pol/Phase	Note
MHz	dBuV/m	dBuV	dB/m	dBuV/m	dB	cm	deg				
1	2389.41	58.85	13.27	37.58	54.00	-3.15	236	175	Average	Horizontal	
2	2412.00	118.75	73.12	37.63	54.00	56.75	236	175	Average	Horizontal	
3	2508.48	42.50	4.94	37.56	54.00	-11.50	236	175	Average	Horizontal	



TUV Rheinland Taiwan Ltd.
No. 458-18, Sec 2, Fenhiao, Linkou Dist., New Taipei City 244, Taiwan(R.O.C.)
Tel: +886-2172-1000 Fax: +886-2172-1322



Freq	Level	Read	Level	Factor	Limit	Over	APos	TPos	Remark	Pol/Phase	Note
MHz	dBuV/m	dBuV	dB/m	dBuV/m	dB	cm	deg				
1	2389.77	51.22	13.92	37.30	54.00	-2.78	301	69	Average	Vertical	
2	2412.00	109.95	72.68	37.35	54.00	55.95	301	69	Average	Vertical	
3	2507.18	44.96	7.12	37.84	54.00	-9.04	301	69	Average	Vertical	

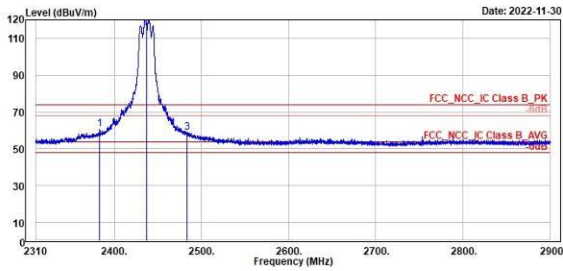
802.11g

Middle Channel (Horizontal) Peak

Middle Channel (Vertical) Peak



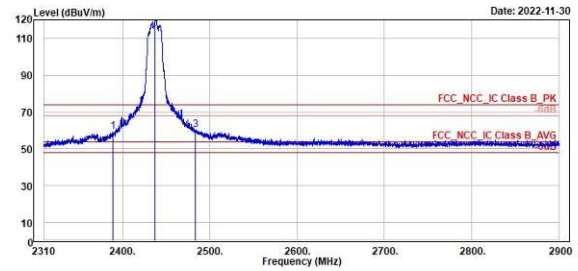
TUV Rheinland Taiwan Ltd.
No. 458-18, Sec 2, Fenhiao, Linkou Dist., New Taipei City 244, Taiwan(R.O.C.)
Tel: +886-2172-1000 Fax: +886-2172-1322



Freq	Level	Read	Level	Factor	Limit	Over	APos	TPos	Remark	Pol/Phase	Note
MHz	dBuV/m	dBuV	dB/m	dBuV/m	dB	dB	cm	deg			
1	2383.51	68.54	22.98	37.56	74.00	-13.46	285	173	Peak	Horizontal	
2 *	2437.00	128.89	82.43	37.85	74.00	46.89	285	173	Peak	Horizontal	
3	2483.46	59.05	21.47	37.58	74.00	-14.95	285	173	Peak	Horizontal	



TUV Rheinland Taiwan Ltd.
No. 458-18, Sec 2, Fenhiao, Linkou Dist., New Taipei City 244, Taiwan(R.O.C.)
Tel: +886-2172-1000 Fax: +886-2172-1322



Freq	Level	Read	Level	Factor	Limit	Over	APos	TPos	Remark	Pol/Phase	Note
MHz	dBuV/m	dBuV	dB/m	dBuV/m	dB	dB	cm	deg			
1	2388.94	59.33	22.83	37.38	74.00	-14.67	115	75	Peak	Vertical	
2 *	2437.00	128.89	83.51	37.43	74.00	46.94	115	75	Peak	Vertical	
3	2483.46	60.34	22.63	37.71	74.00	-13.66	115	75	Peak	Vertical	

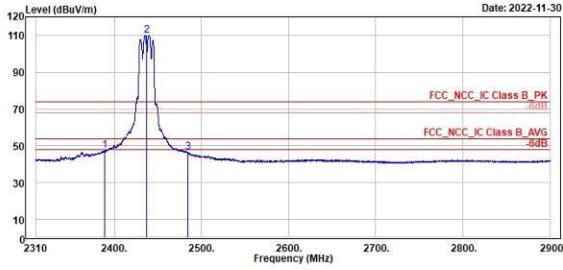
802.11g

Middle Channel (Horizontal) Average

Middle Channel (Vertical) Average



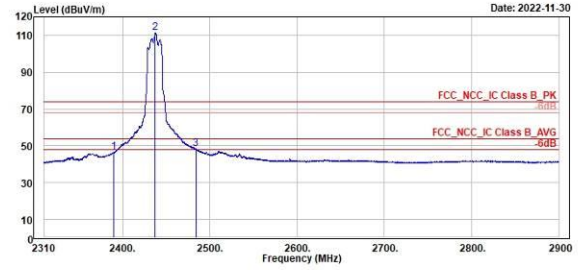
TUV Rheinland Taiwan Ltd.
No. 458-18, Sec 2, Fenhiao, Linkou Dist., New Taipei City 244, Taiwan(R.O.C.)
Tel: +886-2172-1000 Fax: +886-2172-1322



Freq	Level	Read Level	Factor	Limit Line	Over Limit	APos	TPos	Remark	Pol/Phase	Note
MHz	dBuV/m	dBuV	dB/m	dBuV/m	dB	cm	deg			
1	2389.18	47.27	9.69	37.58	54.00	-6.73	205	173 Average	Horizontal	
2 *	2437.00	110.09	72.43	37.66	54.00	56.09	205	173 Average	Horizontal	
3	2484.76	46.49	8.92	37.57	54.00	-7.51	205	173 Average	Horizontal	



TUV Rheinland Taiwan Ltd.
No. 458-18, Sec 2, Fenhiao, Linkou Dist., New Taipei City 244, Taiwan(R.O.C.)
Tel: +886-2172-1000 Fax: +886-2172-1322



Freq	Level	Read Level	Factor	Limit Line	Over Limit	APos	TPos	Remark	Pol/Phase	Note
MHz	dBuV/m	dBuV	dB/m	dBuV/m	dB	cm	deg			
1	2389.77	46.47	9.17	37.30	54.00	-7.53	115	75 Average	Vertical	
2 *	2437.00	111.48	74.05	37.43	54.00	57.48	115	75 Average	Vertical	
3 !	2483.93	48.37	10.66	37.71	54.00	-5.63	115	75 Average	Vertical	

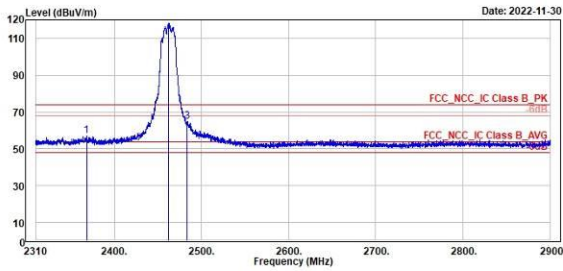
802.11g

High Channel (Horizontal) Peak

High Channel (Vertical) Peak



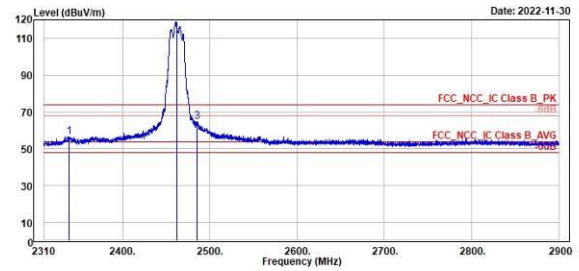
TUV Rheinland Taiwan Ltd.
No. 458-18, Sec 2, Fenhiao, Linkou Dist., New Taipei City 244, Taiwan(R.O.C.)
Tel: +886-2172-1000 Fax: +886-2172-1322



1	2368.17	57.04	19.52	37.52	74.00	-16.96	250	179 Peak	Horizontal	
2	2462.00	118.26	80.62	37.64	74.00	44.26	250	179 Peak	Horizontal	
3	2483.46	64.82	27.24	37.58	74.00	-9.18	250	179 Peak	Horizontal	



TUV Rheinland Taiwan Ltd.
No. 458-18, Sec 2, Fenhiao, Linkou Dist., New Taipei City 244, Taiwan(R.O.C.)
Tel: +886-2172-1000 Fax: +886-2172-1322



1	2338.44	56.80	19.63	37.17	74.00	-17.20	100	72 Peak	Vertical	
2	2462.00	119.05	81.49	37.56	74.00	45.05	100	72 Peak	Vertical	
3	2485.35	64.61	26.89	37.72	74.00	-9.39	100	72 Peak	Vertical	

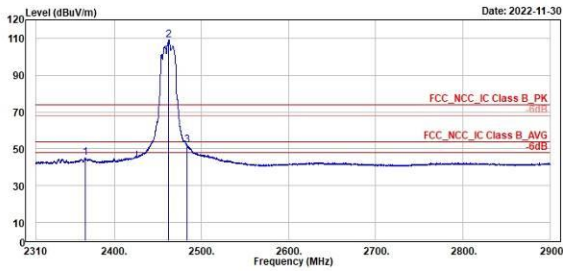
802.11g

High Channel (Horizontal) Average

High Channel (Vertical) Average



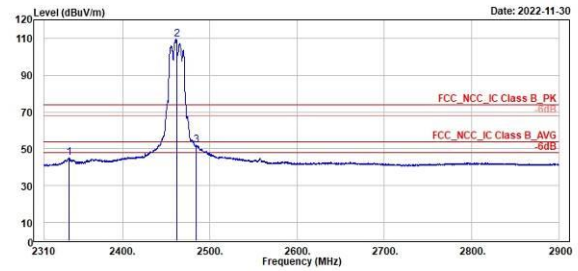
TUV Rheinland Taiwan Ltd.
No. 458-18, Sec 2, Fenhiao, Linkou Dist., New Taipei City 244, Taiwan(R.O.C.)
Tel: +886-2172-1000 Fax: +886-2172-1322



1	2	3	Read Level	Level Factor	Limit Line	Over Limit	APos	TPos	Remark	Pol/Phase	Note	
1	2	3	MHz	dBuV/m	dB/m	dBuV/m	dB	cm	deg			
1			2366.52	45.00	7.49	37.51	54.00	-9.00	250	179	Average	Horizontal
2	*		2462.00	108.98	71.34	37.64	54.00	54.98	250	179	Average	Horizontal
3	!		2483.46	52.16	14.58	37.58	54.00	-1.84	250	179	Average	Horizontal



TUV Rheinland Taiwan Ltd.
No. 458-18, Sec 2, Fenhiao, Linkou Dist., New Taipei City 244, Taiwan(R.O.C.)
Tel: +886-2172-1000 Fax: +886-2172-1322



1	2	3	Read Level	Level Factor	Limit Line	Over Limit	APos	TPos	Remark	Pol/Phase	Note	
1	2	3	MHz	dBuV/m	dB/m	dBuV/m	dB	cm	deg			
1			2338.44	44.98	7.81	37.17	54.00	-9.02	100	72	Average	Vertical
2	*		2462.00	109.39	71.83	37.56	54.00	55.39	100	72	Average	Vertical
3	!		2484.29	52.09	14.37	37.72	54.00	-1.91	100	72	Average	Vertical

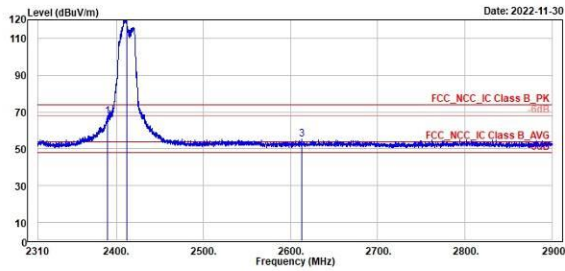
802.11ax HE20

Low Channel (Horizontal) Peak

Low Channel (Vertical) Peak



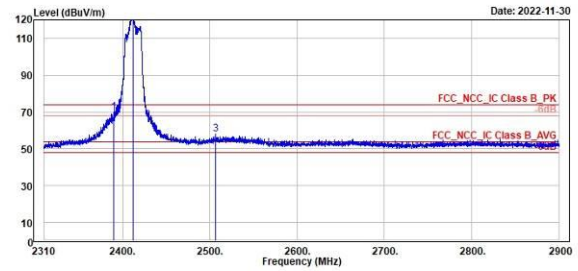
TUV Rheinland Taiwan Ltd.
No. 458-18, Sec 2, Fenhiao, Linkou Dist., New Taipei City 244, Taiwan(R.O.C.)
Tel: +886-2172-1000 Fax: +886-2172-1322



Peak #	Freq (MHz)	Level (dBuV/m)	Read Level (dBuV)	Factor (dB/m)	Limit Line (dBuV/m)	Over Limit (dB)	APos (cm)	TPos (deg)	Remark	Pol/Phase	Note
1	2389.65	67.60	30.82	37.58	74.00	-6.40	328	164	Peak	Horizontal	
2 *	2412.00	121.14	83.51	37.63	74.00	47.14	328	164	Peak	Horizontal	
3	2612.55	55.19	17.03	38.16	74.00	-18.81	328	164	Peak	Horizontal	



TUV Rheinland Taiwan Ltd.
No. 458-18, Sec 2, Fenhiao, Linkou Dist., New Taipei City 244, Taiwan(R.O.C.)
Tel: +886-2172-1000 Fax: +886-2172-1322



Peak #	Freq (MHz)	Level (dBuV/m)	Read Level (dBuV)	Factor (dB/m)	Limit Line (dBuV/m)	Over Limit (dB)	APos (cm)	TPos (deg)	Remark	Pol/Phase	Note
1	2389.09	69.63	32.33	37.30	74.00	-4.37	304	79	Peak	Vertical	
2 *	2412.00	123.50	86.23	37.35	74.00	49.50	304	79	Peak	Vertical	
3	2506.71	58.02	20.18	37.84	74.00	-15.98	304	79	Peak	Vertical	

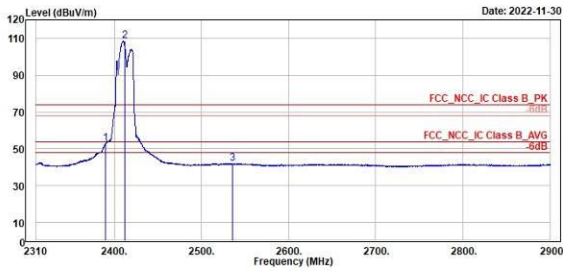
802.11ax HE20

Low Channel (Horizontal) Average

Low Channel (Vertical) Average



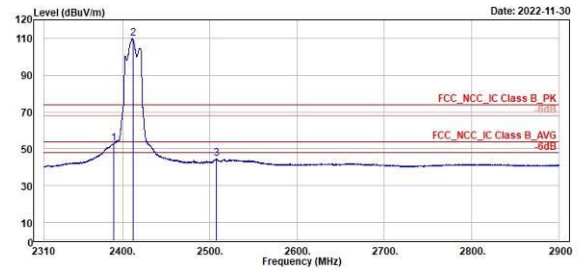
TUV Rheinland Taiwan Ltd.
No. 458-18, Sec 2, Fenhiao, Linkou Dist., New Taipei City 244, Taiwan(R.O.C.)
Tel: +886-2172-1000 Fax: +886-2172-1322



Freq	Level	Read	Level	Factor	Limit	Over	APos	TPos	Remark	Pol/Phase	Note
MHz	dBuV/m	dBuV	dB/m	dBuV/m	dB	dB	cm	deg			
1	2389.77	52.84	15.26	37.58	54.00	-1.16	328	164	Average	Horizontal	
2	2412.00	106.42	70.79	37.63	54.00	54.42	328	164	Average	Horizontal	
3	2535.26	41.99	4.35	37.64	54.00	-12.01	328	164	Average	Horizontal	



TUV Rheinland Taiwan Ltd.
No. 458-18, Sec 2, Fenhiao, Linkou Dist., New Taipei City 244, Taiwan(R.O.C.)
Tel: +886-2172-1000 Fax: +886-2172-1322



Freq	Level	Read	Level	Factor	Limit	Over	APos	TPos	Remark	Pol/Phase	Note
MHz	dBuV/m	dBuV	dB/m	dBuV/m	dB	dB	cm	deg			
1	2389.77	52.76	15.46	37.30	54.00	-1.24	304	79	Average	Vertical	
2	2412.00	110.10	72.75	37.35	54.00	56.10	304	79	Average	Vertical	
3	2507.89	44.51	6.67	37.84	54.00	-9.49	304	79	Average	Vertical	

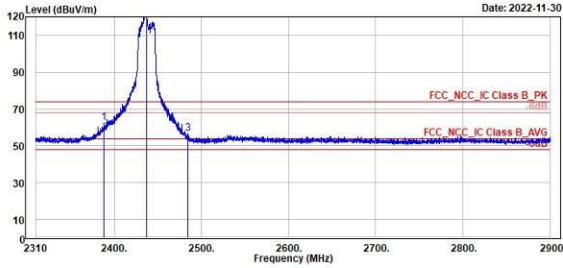
802.11ax HE20

Middle Channel (Horizontal) Peak

Middle Channel (Vertical) Peak



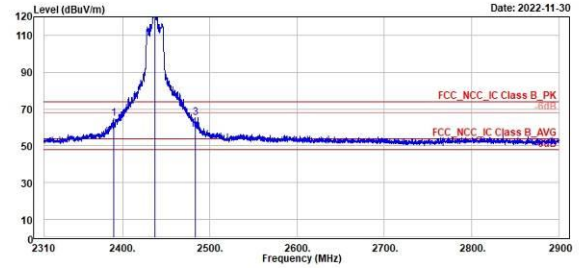
TUV Rheinland Taiwan Ltd.
No. 458-18, Sec 2, Fenhiao, Linkou Dist., New Taipei City 244, Taiwan(R.O.C.)
Tel: +886-2172-1000 Fax: +886-2172-1322



1	2	3									
Level	Level	Level									
Factor	Factor	Factor									
Limit	Limit	Limit									
Over	Over	Over									
Limit	Limit	Limit									
APos	APos	APos									
TPos	TPos	TPos									
Remark	Remark	Remark									
Pol/Phase	Pol/Phase	Pol/Phase									
Note	Note	Note									
Freq	Level	Read									
MHz	dBuV/m	Level									
		Factor									
		dB/m									
		dB									
		cm									
		deg									
1	2388.35	62.54	24.96	37.58	74.00	-11.46	366	166	Peak	Horizontal	
2 *	2437.00	122.58	84.92	37.66	74.00	48.58	366	166	Peak	Horizontal	
3	2484.05	56.36	18.79	37.57	74.00	-17.64	366	166	Peak	Horizontal	



TUV Rheinland Taiwan Ltd.
No. 458-18, Sec 2, Fenhiao, Linkou Dist., New Taipei City 244, Taiwan(R.O.C.)
Tel: +886-2172-1000 Fax: +886-2172-1322



1	2	3									
Level	Level	Level									
Factor	Factor	Factor									
Limit	Limit	Limit									
Over	Over	Over									
Limit	Limit	Limit									
APos	APos	APos									
TPos	TPos	TPos									
Remark	Remark	Remark									
Pol/Phase	Pol/Phase	Pol/Phase									
Note	Note	Note									
Freq	Level	Read									
MHz	dBuV/m	Level									
		Factor									
		dB/m									
		dB									
		cm									
		deg									
1	2389.65	64.61	27.31	37.30	74.00	-9.39	324	70	Peak	Vertical	
2 *	2437.00	123.30	85.87	37.43	74.00	49.30	324	70	Peak	Vertical	
3	2483.70	65.27	27.56	37.71	74.00	-8.73	324	70	Peak	Vertical	

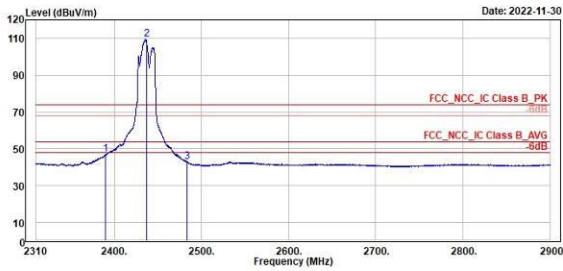
802.11ax HE20

Middle Channel (Horizontal) Average

Middle Channel (Vertical) Average



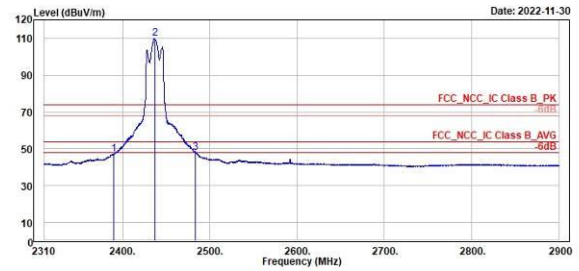
TUV Rheinland Taiwan Ltd.
No. 458-18, Sec 2, Fenhiao, Linkou Dist., New Taipei City 244, Taiwan(R.O.C.)
Tel: +886-2172-1000 Fax: +886-2172-1322



Freq	Level	Read	Level	Limit	Over	APos	TPos	Remark	Pol/Phase	Note
MHz	dBuV/m	dBuV	dB/m	dBuV/m	dB	cm	deg			
1	2389.65	46.82	9.24	37.58	54.00	-7.18	366	166 Average	Horizontal	
2 *	2437.00	109.49	71.83	37.66	54.00	55.49	366	166 Average	Horizontal	
3	2483.81	42.92	5.35	37.57	54.00	-11.08	366	166 Average	Horizontal	



TUV Rheinland Taiwan Ltd.
No. 458-18, Sec 2, Fenhiao, Linkou Dist., New Taipei City 244, Taiwan(R.O.C.)
Tel: +886-2172-1000 Fax: +886-2172-1322



Freq	Level	Read	Level	Limit	Over	APos	TPos	Remark	Pol/Phase	Note
MHz	dBuV/m	dBuV	dB/m	dBuV/m	dB	cm	deg			
1	2389.41	47.19	9.89	37.30	54.00	-6.81	324	70 Average	Vertical	
2 *	2437.00	110.11	72.68	37.43	54.00	56.11	324	70 Average	Vertical	
3 !	2483.58	48.00	10.29	37.71	54.00	-6.00	324	70 Average	Vertical	

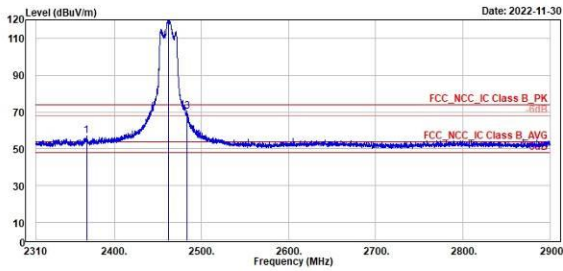
802.11ax HE20

High Channel (Horizontal) Peak

High Channel (Vertical) Peak



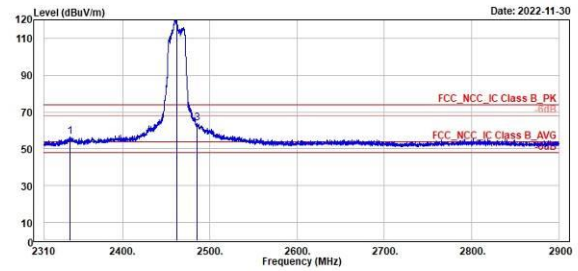
TUV Rheinland Taiwan Ltd.
No. 458-18, Sec 2, Fenhiao, Linkou Dist., New Taipei City 244, Taiwan(R.O.C.)
Tel: +886-2172-1000 Fax: +886-2172-1322



Freq	Level	Read	Level	Limit	Over	APos	TPos	Remark	Pol/Phase	Note
MHz	dBuV/m	dBuV	dB/m	dBuV/m	dB	cm	deg			
1	2368.17	56.92	19.48	37.52	74.00	-17.08	201	175 Peak	Horizontal	
2 *	2462.00	120.55	82.91	37.64	74.00	46.55	201	175 Peak	Horizontal	
3 †	2483.81	70.41	32.84	37.57	74.00	-3.59	201	175 Peak	Horizontal	



TUV Rheinland Taiwan Ltd.
No. 458-18, Sec 2, Fenhiao, Linkou Dist., New Taipei City 244, Taiwan(R.O.C.)
Tel: +886-2172-1000 Fax: +886-2172-1322



Freq	Level	Read	Level	Limit	Over	APos	TPos	Remark	Pol/Phase	Note
MHz	dBuV/m	dBuV	dB/m	dBuV/m	dB	cm	deg			
1	2339.97	56.48	19.30	37.18	74.00	-17.52	136	66 Peak	Vertical	
2 *	2462.00	120.64	83.08	37.56	74.00	46.64	136	66 Peak	Vertical	
3 †	2484.99	63.99	26.27	37.72	74.00	-10.61	136	66 Peak	Vertical	

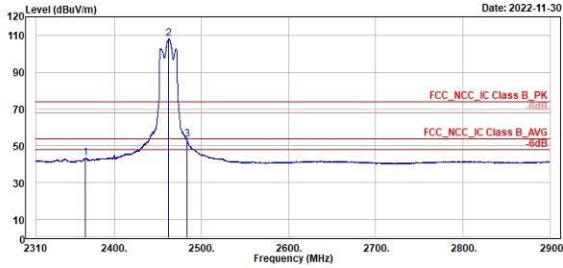
802.11ax HE20

High Channel (Horizontal) Average

High Channel (Vertical) Average



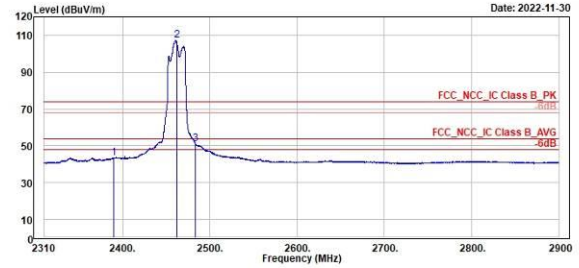
TUV Rheinland Taiwan Ltd.
No. 458-18, Sec 2, Fenhiao, Linkou Dist., New Taipei City 244, Taiwan(R.O.C.)
Tel: +886-2172-1000 Fax: +886-2172-1322



Freq	Level	Read Level	Factor	Limit Line	Over Limit	APos	TPos	Remark	Pol/Phase	Note
MHz	dBuV/m	dBuV	dB/m	dBuV/m	dB	cm	deg			
1	2366.48	43.19	5.68	37.51	54.00	-10.81	201	175 Average	Horizontal	
2 *	2462.00	108.04	70.48	37.56	54.00	54.04	201	175 Average	Horizontal	
3 †	2483.46	53.16	15.58	37.58	54.00	-0.84	201	175 Average	Horizontal	



TUV Rheinland Taiwan Ltd.
No. 458-18, Sec 2, Fenhiao, Linkou Dist., New Taipei City 244, Taiwan(R.O.C.)
Tel: +886-2172-1000 Fax: +886-2172-1322



Freq	Level	Read Level	Factor	Limit Line	Over Limit	APos	TPos	Remark	Pol/Phase	Note
MHz	dBuV/m	dBuV	dB/m	dBuV/m	dB	cm	deg			
1	2369.53	43.30	6.08	37.30	54.00	-10.62	136	66 Average	Vertical	
2 *	2462.00	107.09	69.53	37.56	54.00	53.09	136	66 Average	Vertical	
3 †	2483.46	51.13	13.42	37.71	54.00	-2.87	136	66 Average	Vertical	

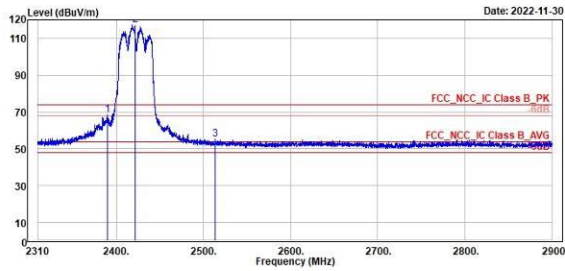
802.11ax HE40

Low Channel (Horizontal) Peak

Low Channel (Vertical) Peak



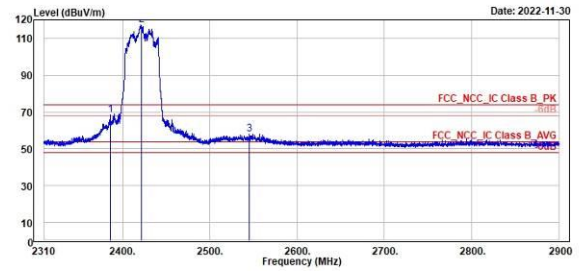
TUV Rheinland Taiwan Ltd.
No. 458-18, Sec 2, Fenhiao, Linkou Dist., New Taipei City 244, Taiwan(R.O.C.)
Tel: +886-2172-1000 Fax: +886-2172-1322



Freq	Level	Read Level	Factor	Limit Line	Over Limit	APos	TPos	Remark	Pol/Phase	Note
MHz	dBuV/m	dBuV	dB/m	dBuV/m	dB	cm	deg			
1	2389.89	68.24	30.66	37.58	74.00	-5.76	234	173 Peak	Horizontal	
2	2422.00	117.16	79.52	37.64	74.00	43.16	234	173 Peak	Horizontal	
3	2513.55	55.11	17.53	37.58	74.00	-18.89	234	173 Peak	Horizontal	



TUV Rheinland Taiwan Ltd.
No. 458-18, Sec 2, Fenhiao, Linkou Dist., New Taipei City 244, Taiwan(R.O.C.)
Tel: +886-2172-1000 Fax: +886-2172-1322



Freq	Level	Read Level	Factor	Limit Line	Over Limit	APos	TPos	Remark	Pol/Phase	Note
MHz	dBuV/m	dBuV	dB/m	dBuV/m	dB	cm	deg			
1	2385.76	68.54	31.24	37.30	74.00	-5.46	370	68 Peak	Vertical	
2	2422.00	117.31	79.93	37.38	74.00	43.31	370	68 Peak	Vertical	
3	2545.06	58.13	20.25	37.68	74.00	-15.67	370	68 Peak	Vertical	

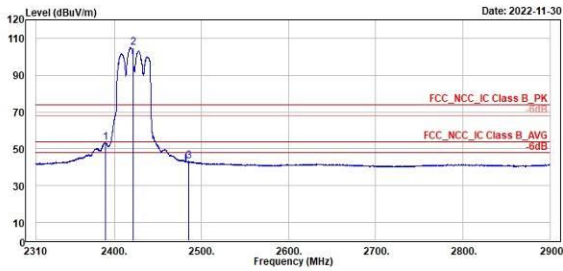
802.11ax HE40

Low Channel (Horizontal) Average

Low Channel (Vertical) Average



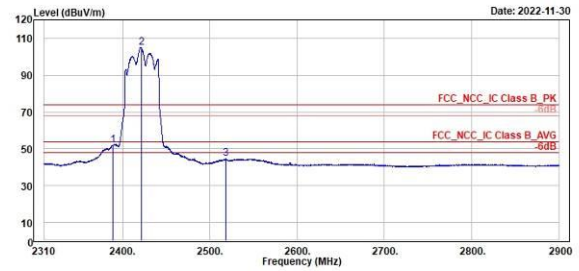
TUV Rheinland Taiwan Ltd.
No. 458-18, Sec 2, Fenhiao, Linkou Dist., New Taipei City 244, Taiwan(R.O.C.)
Tel: +886-2172-1000 Fax: +886-2172-1322



Freq	Level	Read	Level	Factor	Limit	Over	APos	TPos	Remark	Pol/Phase	Note
MHz	dBuV/m	dBuV	dB/m	dBuV/m	dB	dB	cm	deg			
1 2389.53	53.41	15.83	37.58	54.00	-0.59	234	173	Average	Horizontal		
2 * 2422.00	105.03	67.39	37.64	54.00	51.03	234	173	Average	Horizontal		
3 2485.35	43.15	5.58	37.57	54.00	-10.85	234	173	Average	Horizontal		



TUV Rheinland Taiwan Ltd.
No. 458-18, Sec 2, Fenhiao, Linkou Dist., New Taipei City 244, Taiwan(R.O.C.)
Tel: +886-2172-1000 Fax: +886-2172-1322



Freq	Level	Read	Level	Factor	Limit	Over	APos	TPos	Remark	Pol/Phase	Note
MHz	dBuV/m	dBuV	dB/m	dBuV/m	dB	dB	cm	deg			
1 2389.30	52.10	14.88	37.30	54.00	-1.82	370	68	Average	Vertical		
2 * 2422.00	105.12	67.74	37.38	54.00	51.12	370	68	Average	Vertical		
3 2518.03	44.72	6.87	37.85	54.00	-9.28	370	68	Average	Vertical		

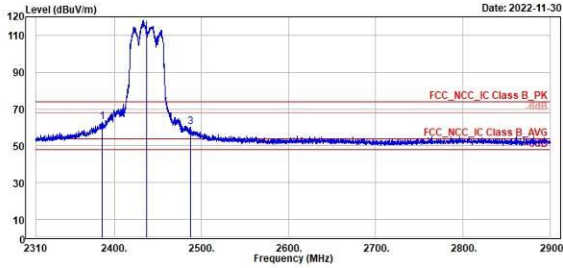
802.11ax HE40

Middle Channel (Horizontal) Peak

Middle Channel (Vertical) Peak



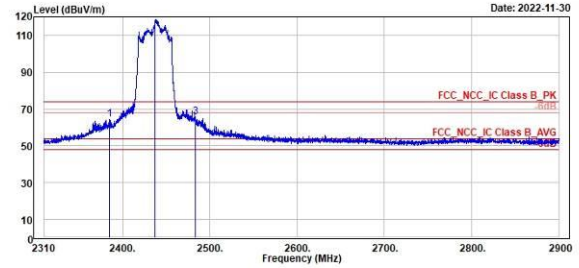
TUV Rheinland Taiwan Ltd.
No. 458-18, Sec 2, Fenhiao, Linkou Dist., New Taipei City 244, Taiwan(R.O.C.)
Tel: +886-2172-1000 Fax: +886-2172-1322



1	2	3
2386.11	2437.00	2486.88
62.88	117.95	68.34
25.31	88.29	22.78
37.57	37.65	37.56
74.00	74.00	74.00
-11.12	43.95	-13.66
232	232	232
176 Peak	176 Peak	176 Peak
Horizontal	Horizontal	Horizontal



TUV Rheinland Taiwan Ltd.
No. 458-18, Sec 2, Fenhiao, Linkou Dist., New Taipei City 244, Taiwan(R.O.C.)
Tel: +886-2172-1000 Fax: +886-2172-1322



1	2	3
2385.28	2437.00	2483.58
64.31	118.52	65.72
27.01	81.09	28.01
37.38	37.43	37.71
74.00	74.00	74.00
-9.69	44.52	-8.28
234	234	234
67 Peak	67 Peak	67 Peak
Vertical	Vertical	Vertical

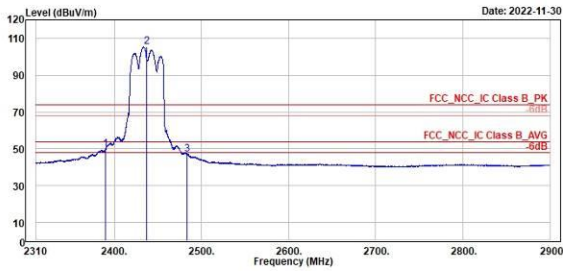
802.11ax HE40

Middle Channel (Horizontal) Average

Middle Channel (Vertical) Average



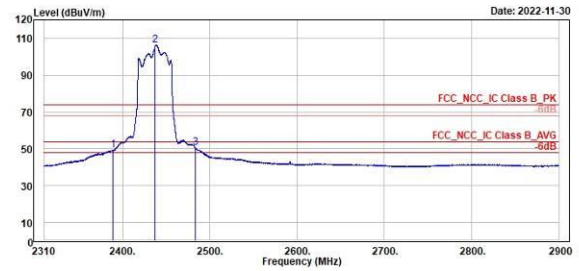
TUV Rheinland Taiwan Ltd.
No. 458-18, Sec 2, Fenhiao, Linkou Dist., New Taipei City 244, Taiwan(R.O.C.)
Tel: +886-2172-1000 Fax: +886-2172-1322



Freq	Level	Read Level	Factor	Limit Line	Over Limit	APos	TPos	Remark	Pol/Phase	Note
MHz	dBuV/m	dBuV	dB/m	dBuV/m	dB	cm	deg			
1	2390.00	49.94	12.36	37.58	54.00	-4.06	232	176 Average	Horizontal	
2	2437.00	105.24	67.58	37.66	54.00	51.24	232	176 Average	Horizontal	
3	2483.70	47.20	9.62	37.58	54.00	-6.80	232	176 Average	Horizontal	



TUV Rheinland Taiwan Ltd.
No. 458-18, Sec 2, Fenhiao, Linkou Dist., New Taipei City 244, Taiwan(R.O.C.)
Tel: +886-2172-1000 Fax: +886-2172-1322



Freq	Level	Read Level	Factor	Limit Line	Over Limit	APos	TPos	Remark	Pol/Phase	Note
MHz	dBuV/m	dBuV	dB/m	dBuV/m	dB	cm	deg			
1	2388.59	49.30	12.00	37.30	54.00	-4.70	234	67 Average	Vertical	
2	2437.00	106.29	68.86	37.43	54.00	52.29	234	67 Average	Vertical	
3	2483.46	50.62	12.91	37.71	54.00	-3.38	234	67 Average	Vertical	

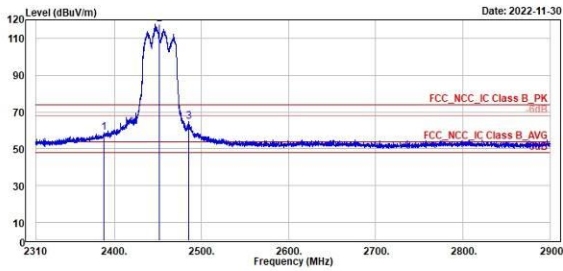
802.11ax HE40

High Channel (Horizontal) Peak

High Channel (Vertical) Peak



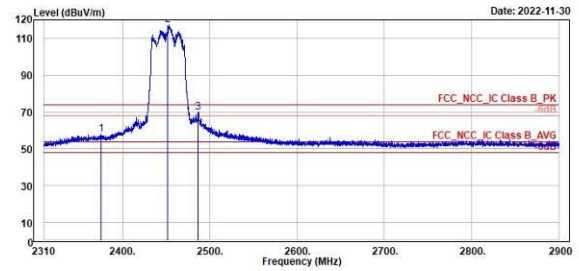
TUV Rheinland Taiwan Ltd.
No. 458-18, Sec 2, Fenhiao, Linkou Dist., New Taipei City 244, Taiwan(R.O.C.)
Tel: +886-2172-1000 Fax: +886-2172-1322



Peak	Freq (MHz)	Level (dBuV/m)	Read Level (dBuV)	Factor (dB/m)	Limit Line (dBuV/m)	Over Limit (dB)	APos (cm)	TPos (deg)	Remark	Pol/Phase	Note
1	2387.88	58.73	21.15	37.58	74.00	-15.27	204	176	Peak	Horizontal	
2 *	2452.00	117.57	79.91	37.66	74.00	43.57	204	176	Peak	Horizontal	
3	2484.99	65.01	27.44	37.57	74.00	-8.99	204	176	Peak	Horizontal	



TUV Rheinland Taiwan Ltd.
No. 458-18, Sec 2, Fenhiao, Linkou Dist., New Taipei City 244, Taiwan(R.O.C.)
Tel: +886-2172-1000 Fax: +886-2172-1322



Peak	Freq (MHz)	Level (dBuV/m)	Read Level (dBuV)	Factor (dB/m)	Limit Line (dBuV/m)	Over Limit (dB)	APos (cm)	TPos (deg)	Remark	Pol/Phase	Note
1	2375.14	57.88	20.59	37.29	74.00	-16.12	100	73	Peak	Vertical	
2 *	2452.00	117.89	79.61	37.48	74.00	43.89	100	73	Peak	Vertical	
3 !	2486.76	69.98	32.25	37.73	74.00	-4.02	100	73	Peak	Vertical	

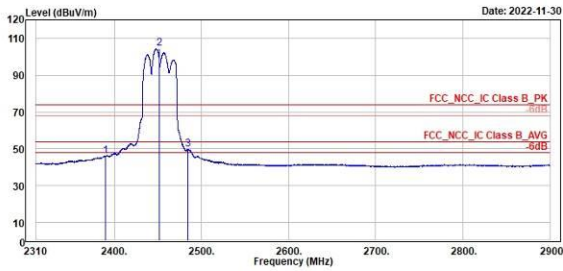
802.11ax HE40

High Channel (Horizontal) Average

High Channel (Vertical) Average



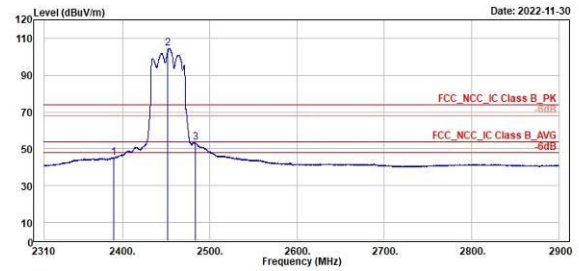
TUV Rheinland Taiwan Ltd.
No. 458-18, Sec 2, Fenhiao, Linkou Dist., New Taipei City 244, Taiwan(R.O.C.)
Tel: +886-2172-1000 Fax: +886-2172-1322



Freq	Level	Read	Level	Limit	Over	APos	TPos	Remark	Pol/Phase	Note
MHz	dBuV/m	dBuV	dB/m	dBuV/m	dB	cm	deg			
1	2390.00	46.10	6.52	37.58	54.00	-7.90	204	176 Average	Horizontal	
2 *	2452.00	104.30	66.64	37.65	54.00	50.30	204	176 Average	Horizontal	
3 †	2484.64	49.80	12.23	37.57	54.00	-4.20	204	176 Average	Horizontal	



TUV Rheinland Taiwan Ltd.
No. 458-18, Sec 2, Fenhiao, Linkou Dist., New Taipei City 244, Taiwan(R.O.C.)
Tel: +886-2172-1000 Fax: +886-2172-1322



Freq	Level	Read	Level	Limit	Over	APos	TPos	Remark	Pol/Phase	Note
MHz	dBuV/m	dBuV	dB/m	dBuV/m	dB	cm	deg			
1	2389.41	45.15	7.85	37.30	54.00	-8.85	100	73 Average	Vertical	
2 *	2452.00	104.70	67.22	37.48	54.00	50.70	100	73 Average	Vertical	
3 †	2483.58	53.33	15.62	37.71	54.00	-0.67	100	73 Average	Vertical	

Spurious Emissions, Tx Mode, 9kHz ~ 30MHz

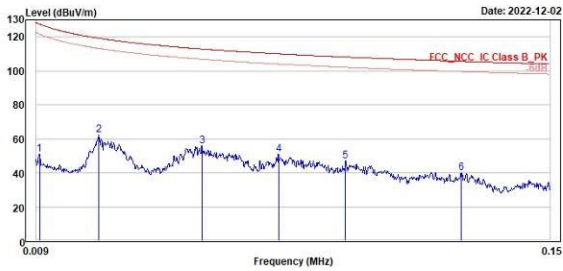
802.11ax HE20

High Channel 9kHz~150kHz(Open)

High Channel 150kHz~30MHz(Open)



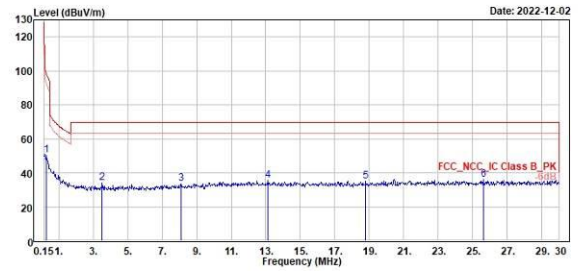
TUV Rheinland Taiwan Ltd.
No. 458-18, Sec 2, Fenhiao, Linkou Dist., New Taipei City 244, Taiwan(R.O.C.)
Tel: +886-2172-1000 Fax: +886-2172-1322



Freq	Level	Read	Limit	Over	APos	TPos	Remark	PoI/Phase	Note
MHz	dBuV/m	dBuV	dB/m	dBuV/m	dB	cm	deg		
1	0.01	51.13	33.42	17.71	127.68	-76.47	100	359 QP	Open
2	0.03	62.52	43.34	19.18	119.18	-56.66	100	104 QP	Open
3	0.05	55.93	36.72	19.21	112.86	-56.93	100	234 QP	Open
4	0.08	51.07	32.32	18.75	110.03	-58.96	100	240 QP	Open
5	0.09	46.94	28.60	18.34	108.14	-61.20	100	252 QP	Open
6	0.13	39.81	21.50	18.31	105.62	-65.81	100	240 QP	Open



TUV Rheinland Taiwan Ltd.
No. 458-18, Sec 2, Fenhiao, Linkou Dist., New Taipei City 244, Taiwan(R.O.C.)
Tel: +886-2172-1000 Fax: +886-2172-1322



Freq	Level	Read	Limit	Over	APos	TPos	Remark	PoI/Phase	Note
MHz	dBuV/m	dBuV	dB/m	dBuV/m	dB	cm	deg		
1	0.30	50.25	31.32	18.93	98.88	-47.83	100	239 QP	Open
2	3.52	34.20	14.75	19.45	69.50	-35.30	100	157 QP	Open
3	8.09	33.70	13.11	20.59	69.50	-35.80	100	64 QP	Open
4	13.10	35.47	13.86	21.61	69.50	-34.03	100	351 QP	Open
5	18.81	34.95	12.97	21.98	69.50	-34.55	100	70 QP	Open
6	25.61	36.02	13.75	22.27	69.50	-33.48	100	160 QP	Open

Spurious Emissions, Tx Mode, 1GHz ~ 26.5GHz

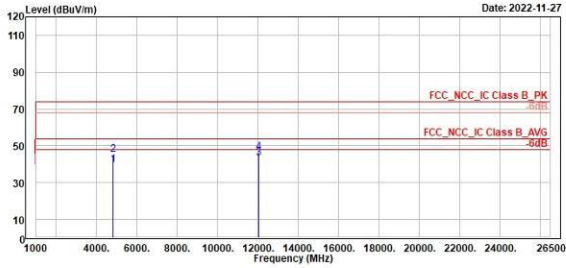
802.11b

Low Channel (Horizontal)

Low Channel (Vertical)



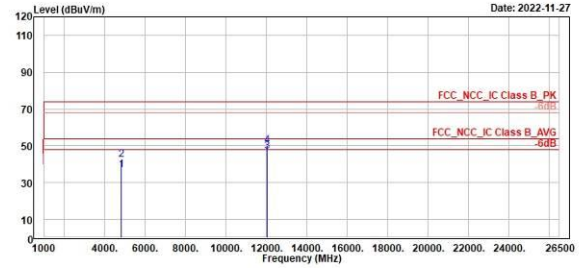
TUV Rheinland Taiwan Ltd.
No. 458-18, Sec 2, Fenliao, Linkou Dist., New Taipei City 244, Taiwan(R.O.C.)
Tel: +886-2172-1000 Fax: +886-2172-1322



1	2	3	4								
Level	Level	Level	Level								
Factor	Factor	Factor	Factor								
Limit	Limit	Limit	Limit								
Line	Line	Line	Line								
Over	Over	Over	Over								
Limit	Limit	Limit	Limit								
APos	APos	APos	APos								
TPos	TPos	TPos	TPos								
Remark	Remark	Remark	Remark								
Pol/Phase	Pol/Phase	Pol/Phase	Pol/Phase								
Note	Note	Note	Note								
Freq	Level	Read	Level								
MHz	dBuV/m	Level	Factor								
		dBuV	dB/m								
		dBuV	dB								
		dBuV/m	dB								
		cm	deg								
1	4824.00	39.73	46.74	-9.01	54.00	-14.27	100	233	Average	Horizontal	
2	4824.00	44.95	53.96	-9.01	74.00	-29.05	100	233	Peak	Horizontal	
3	12060.00	43.13	42.48	0.65	54.00	-18.87	400	144	Average	Horizontal	
4	12060.00	46.65	46.00	0.65	74.00	-27.35	400	144	Peak	Horizontal	



TUV Rheinland Taiwan Ltd.
No. 458-18, Sec 2, Fenliao, Linkou Dist., New Taipei City 244, Taiwan(R.O.C.)
Tel: +886-2172-1000 Fax: +886-2172-1322



1	2	3	4								
Level	Level	Level	Level								
Factor	Factor	Factor	Factor								
Limit	Limit	Limit	Limit								
Line	Line	Line	Line								
Over	Over	Over	Over								
Limit	Limit	Limit	Limit								
APos	APos	APos	APos								
TPos	TPos	TPos	TPos								
Remark	Remark	Remark	Remark								
Pol/Phase	Pol/Phase	Pol/Phase	Pol/Phase								
Note	Note	Note	Note								
Freq	Level	Read	Level								
MHz	dBuV/m	Level	Factor								
		dBuV	dB/m								
		dBuV	dB								
		dBuV/m	dB								
		cm	deg								
1	4824.00	36.80	46.16	-9.36	54.00	-17.20	100	3	Average	Vertical	
2	4824.00	42.56	51.92	-9.36	74.00	-31.44	100	3	Peak	Vertical	
3	12060.00	46.84	46.29	0.55	54.00	-7.16	100	220	Average	Vertical	
4	12060.00	50.86	49.51	0.55	74.00	-23.94	100	220	Peak	Vertical	

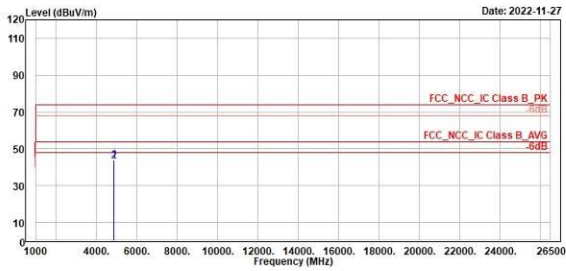
802.11b

Middle Channel (Horizontal)

Middle Channel (Vertical)



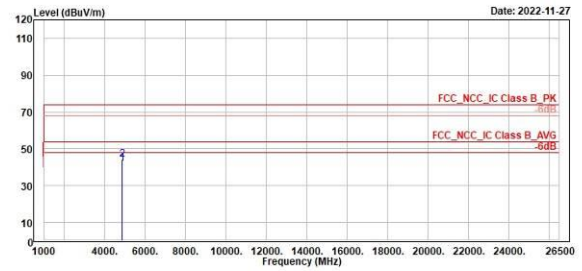
TUV Rheinland Taiwan Ltd.
No. 458-18, Sec 2, Fenhiao, Linkou Dist., New Taipei City 244, Taiwan(R.O.C.)
Tel: +886-2172-1000 Fax: +886-2172-1322



Freq	Level	Read	Level	Factor	Limit	Over	APos	TPos	Remark	PoI/Phase	Note
MHz	dBuV/m	dBuV	dB/m	dB/m	dBuV/m	dB	cm	deg			
1	4874.00	43.88	52.87	-8.99	54.00	-10.12	300	282	Average	Horizontal	
2	4874.00	43.43	52.42	-8.99	74.00	-30.57	300	282	Peak	Horizontal	



TUV Rheinland Taiwan Ltd.
No. 458-18, Sec 2, Fenhiao, Linkou Dist., New Taipei City 244, Taiwan(R.O.C.)
Tel: +886-2172-1000 Fax: +886-2172-1322



Freq	Level	Read	Level	Factor	Limit	Over	APos	TPos	Remark	PoI/Phase	Note
MHz	dBuV/m	dBuV	dB/m	dB/m	dBuV/m	dB	cm	deg			
1	4874.00	42.19	51.53	-9.34	54.00	-11.81	300	156	Average	Vertical	
2	4874.00	44.33	53.67	-9.34	74.00	-29.67	300	156	Peak	Vertical	

802.11b

High Channel (Horizontal)

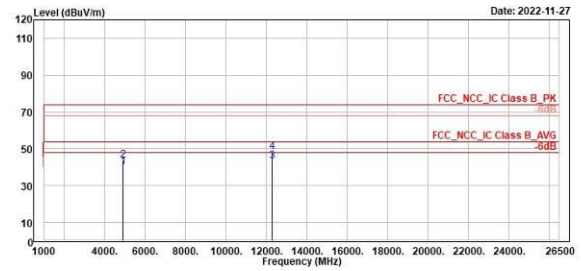
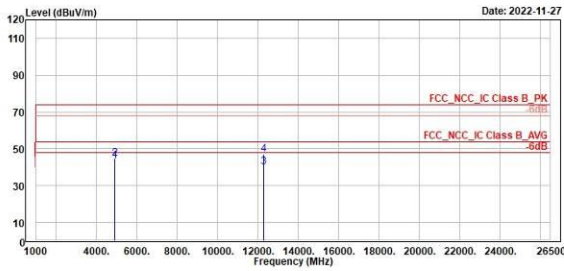
High Channel (Vertical)



TUV Rheinland Taiwan Ltd.
No. 458-18, Sec 2, Fenhiao, Linkou Dist., New Taipei City 244, Taiwan(R.O.C.)
Tel: +886-2172-1000 Fax: +886-2172-1322



TUV Rheinland Taiwan Ltd.
No. 458-18, Sec 2, Fenhiao, Linkou Dist., New Taipei City 244, Taiwan(R.O.C.)
Tel: +886-2172-1000 Fax: +886-2172-1322



Line	Freq	Level	Read Level	Factor	Limit Line	Over Limit	APos	TPos	Remark	Pol/Phase	Note
	MHz	dBuV/m	dBuV	dB/m	dBuV/m	dB	cm	deg			
1	4924.00	43.42	52.34	-8.92	54.00	-10.58	300	278	Average	Horizontal	
2	4924.00	44.70	53.62	-8.92	74.00	-29.38	300	278	Peak	Horizontal	
3	12318.00	39.99	39.00	0.99	54.00	-14.01	400	250	Average	Horizontal	
4	12318.00	46.97	45.98	0.99	74.00	-27.03	400	250	Peak	Horizontal	

Line	Freq	Level	Read Level	Factor	Limit Line	Over Limit	APos	TPos	Remark	Pol/Phase	Note
	MHz	dBuV/m	dBuV	dB/m	dBuV/m	dB	cm	deg			
1	4924.00	40.31	49.63	-9.32	54.00	-13.69	300	139	Average	Vertical	
2	4924.00	43.74	53.06	-9.32	74.00	-30.26	300	139	Peak	Vertical	
3	12318.00	43.19	42.29	0.90	54.00	-10.81	300	268	Average	Vertical	
4	12318.00	48.32	47.42	0.90	74.00	-25.68	300	268	Peak	Vertical	

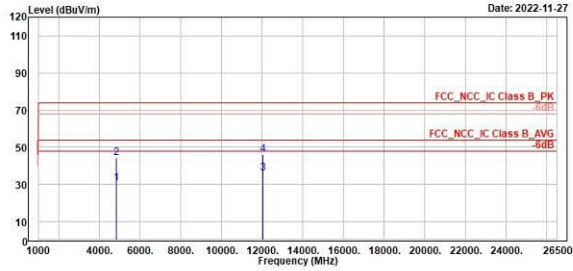
802.11g

Low Channel (Horizontal)

Low Channel (Vertical)



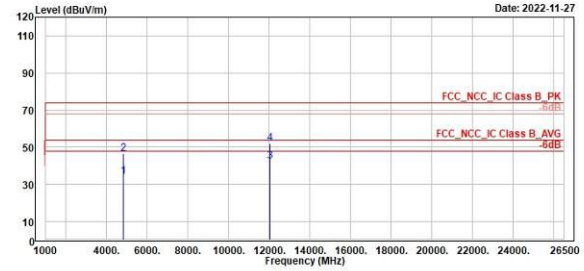
TUV Rheinland Taiwan Ltd.
No. 438-18, Sec 2, Fenliao, Linkou Dist., New Taipei City 244, Taiwan(R.O.C.)
Tel: +886-2172-1010 Fax: +886-2172-1322



1	2	3	4
Level	Level	Factor	Limit
Line	Line	Line	Line
Limit	Limit	Limit	Limit
cm	deg	cm	deg
41 Average	Horizontal		
41 Peak	Horizontal		
58 Average	Horizontal		
58 Peak	Horizontal		



TUV Rheinland Taiwan Ltd.
No. 438-18, Sec 2, Fenliao, Linkou Dist., New Taipei City 244, Taiwan(R.O.C.)
Tel: +886-2172-1010 Fax: +886-2172-1322



1	2	3	4
Level	Level	Factor	Limit
Line	Line	Line	Line
Limit	Limit	Limit	Limit
cm	deg	cm	deg
83 Average	Vertical		
83 Peak	Vertical		
294 Average	Vertical		
294 Peak	Vertical		

802.11g

Middle Channel (Horizontal)

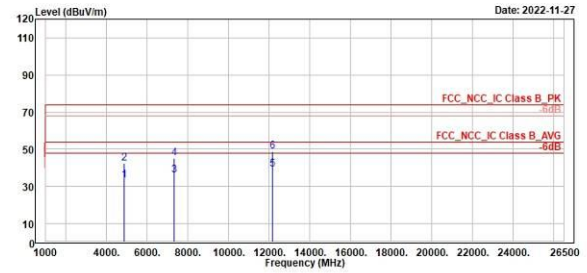
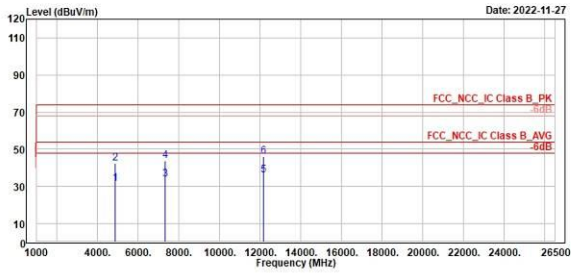
Middle Channel (Vertical)



TÜV Rheinland Taiwan Ltd.
No. 438-18, Sec 2, Fenliao, Linkou Dist., New Taipei City 244, Taiwan(R.O.C.)
Tel: +886-2172-1000 Fax: +886-2172-1322



TÜV Rheinland Taiwan Ltd.
No. 438-18, Sec 2, Fenliao, Linkou Dist., New Taipei City 244, Taiwan(R.O.C.)
Tel: +886-2172-1000 Fax: +886-2172-1322



Freq	Level	Read	Limit	Over	APos	TPos	Remark	Pol/Phase	Note
MHz	dBuV/m	dBuV	dB/m	dBuV/m	dB	cm	deg		
1	4874.00	31.40	40.39	-8.99	54.00	-22.60	480	120 Average	Horizontal
2	4874.00	42.39	51.38	-8.99	74.00	-31.61	480	120 Peak	Horizontal
3	7311.00	33.55	40.05	-6.50	54.00	-20.45	344	360 Average	Horizontal
4	7311.00	43.98	50.48	-6.50	74.00	-30.02	344	360 Peak	Horizontal
5	12185.00	36.20	35.34	0.86	54.00	-17.80	100	80 Average	Horizontal
6	12185.00	45.90	45.04	0.86	74.00	-28.10	100	80 Peak	Horizontal

Freq	Level	Read	Limit	Over	APos	TPos	Remark	Pol/Phase	Note
MHz	dBuV/m	dBuV	dB/m	dBuV/m	dB	cm	deg		
1	4874.00	33.19	42.53	-9.34	54.00	-20.81	300	150 Average	Vertical
2	4874.00	42.39	51.73	-9.34	74.00	-31.61	300	150 Peak	Vertical
3	7311.00	35.98	42.64	-6.66	54.00	-18.02	300	240 Average	Vertical
4	7311.00	45.38	52.04	-6.66	74.00	-28.62	300	240 Peak	Vertical
5	12185.00	39.16	38.31	0.85	54.00	-14.84	100	314 Average	Vertical
6	12185.00	48.02	47.97	0.05	74.00	-25.18	100	314 Peak	Vertical

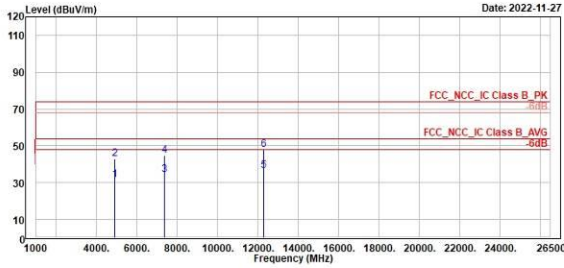
802.11g

High Channel (Horizontal)

High Channel (Vertical)



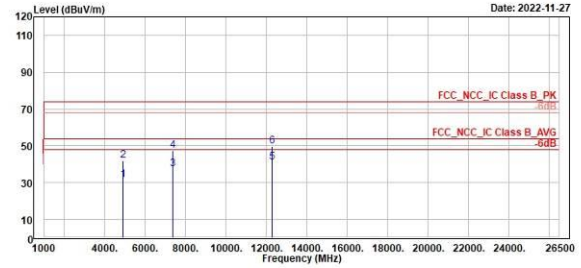
TUV Rheinland Taiwan Ltd.
No. 458-18, Sec 2, Fenhiao, Linkou Dist., New Taipei City 244, Taiwan(R.O.C.)
Tel: +886-2172-1000 Fax: +886-2172-1322



Line	Freq	Level	Read	Level	Factor	Limit	Over	APos	TPos	Remark	Pol/Phase	Note
	MHz	dBuV/m	dBuV	dB/m	dBuV/m	dB	cm	deg				
1	4924.00	31.54	40.46	-8.92	54.00	-22.46	480	220	Average	Horizontal		
2	4924.00	43.04	51.96	-8.92	74.00	-30.96	480	220	Peak	Horizontal		
3	7386.00	34.23	40.63	-6.40	54.00	-19.77	352	360	Average	Horizontal		
4	7386.00	44.54	50.94	-6.40	74.00	-29.46	352	360	Peak	Horizontal		
5	12310.00	36.48	35.49	0.99	54.00	-17.52	100	310	Average	Horizontal		
6	12310.00	48.01	47.02	0.99	74.00	-25.99	100	310	Peak	Horizontal		



TUV Rheinland Taiwan Ltd.
No. 458-18, Sec 2, Fenhiao, Linkou Dist., New Taipei City 244, Taiwan(R.O.C.)
Tel: +886-2172-1000 Fax: +886-2172-1322



Line	Freq	Level	Read	Level	Factor	Limit	Over	APos	TPos	Remark	Pol/Phase	Note
	MHz	dBuV/m	dBuV	dB/m	dBuV/m	dB	cm	deg				
1	4924.00	31.54	40.96	-9.32	54.00	-22.46	280	81	Average	Vertical		
2	4924.00	41.81	51.13	-9.32	74.00	-32.19	280	81	Peak	Vertical		
3	7386.00	37.33	43.87	-6.54	54.00	-16.67	300	198	Average	Vertical		
4	7386.00	47.32	53.86	-6.54	74.00	-26.68	300	198	Peak	Vertical		
5	12310.00	40.05	39.95	0.90	54.00	-13.15	300	272	Average	Vertical		
6	12310.00	49.53	48.63	0.90	74.00	-24.47	300	272	Peak	Vertical		

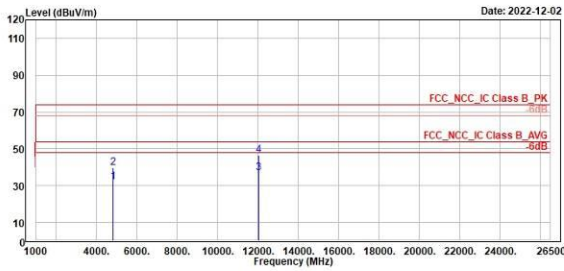
802.11ax HE20

Low Channel (Horizontal)

Low Channel (Vertical)



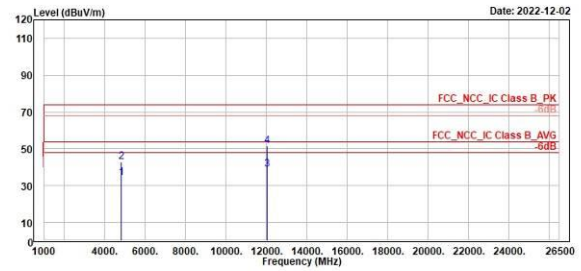
TUV Rheinland Taiwan Ltd.
No. 458-18, Sec 2, Fenhiao, Linkou Dist., New Taipei City 244, Taiwan(R.O.C.)
Tel: +886-2172-1000 Fax: +886-2172-1322



Line	Freq	Level	Read Level	Factor	Limit Line	Over Limit	APos	TPos	Remark	PoI/Phase	Note
	MHz	dBuV/m	dBuV	dB/m	dBuV/m	dB	cm	deg			
1	4824.00	32.02	41.03	-9.01	54.00	-21.98	300	285	Average	Horizontal	
2	4824.00	39.50	48.51	-9.01	74.00	-34.50	300	285	Peak	Horizontal	
3	12060.00	37.05	36.40	0.65	54.00	-16.95	254	360	Average	Horizontal	
4	12060.00	46.62	45.97	0.65	74.00	-27.38	254	360	Peak	Horizontal	



TUV Rheinland Taiwan Ltd.
No. 458-18, Sec 2, Fenhiao, Linkou Dist., New Taipei City 244, Taiwan(R.O.C.)
Tel: +886-2172-1000 Fax: +886-2172-1322



Line	Freq	Level	Read Level	Factor	Limit Line	Over Limit	APos	TPos	Remark	PoI/Phase	Note
	MHz	dBuV/m	dBuV	dB/m	dBuV/m	dB	cm	deg			
1	4824.00	34.24	43.60	-9.36	54.00	-19.76	233	92	Average	Vertical	
2	4824.00	42.82	52.18	-9.36	74.00	-31.18	233	92	Peak	Vertical	
3	12060.00	38.78	38.23	0.55	54.00	-15.22	100	301	Average	Vertical	
4	12060.00	51.50	50.95	0.55	74.00	-22.50	100	301	Peak	Vertical	

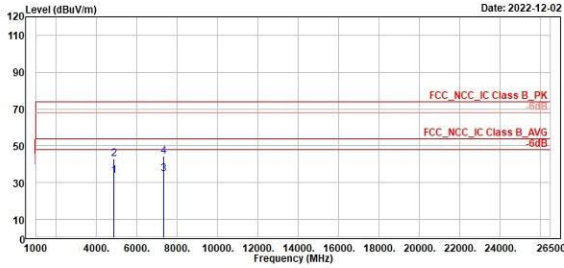
802.11ax HE20

Middle Channel (Horizontal)

Middle Channel (Vertical)



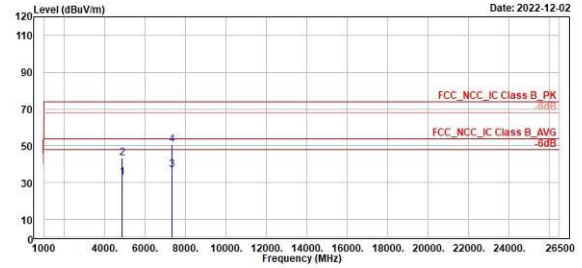
TUV Rheinland Taiwan Ltd.
No. 458-18, Sec 2, Fenhiao, Linkou Dist., New Taipei City 244, Taiwan(R.O.C.)
Tel: +886-2172-1000 Fax: +886-2172-1322



Line	Freq	Level	Read	Level	Factor	Limit	Over	APos	TPos	Remark	PoI/Phase	Note
	MHz	dBuV/m	dBuV	dB/m	dBuV/m	dB	cm	deg				
1	4874.00	33.98	42.97	-8.99	54.00	-20.02	300	200	Average	Horizontal		
2	4874.00	43.02	52.01	-8.99	74.00	-30.98	300	280	Peak	Horizontal		
3	7311.00	34.56	41.06	-6.50	54.00	-19.44	300	8	Average	Horizontal		
4	7311.00	44.11	50.61	-6.50	74.00	-29.89	300	8	Peak	Horizontal		



TUV Rheinland Taiwan Ltd.
No. 458-18, Sec 2, Fenhiao, Linkou Dist., New Taipei City 244, Taiwan(R.O.C.)
Tel: +886-2172-1000 Fax: +886-2172-1322



Line	Freq	Level	Read	Level	Factor	Limit	Over	APos	TPos	Remark	PoI/Phase	Note
	MHz	dBuV/m	dBuV	dB/m	dBuV/m	dB	cm	deg				
1	4874.00	32.74	42.08	-9.34	54.00	-21.26	100	98	Average	Vertical		
2	4874.00	43.42	52.76	-9.34	74.00	-30.58	100	98	Peak	Vertical		
3	7311.00	37.16	43.82	-6.66	54.00	-16.84	100	278	Average	Vertical		
4	7311.00	50.65	57.31	-6.66	74.00	-23.35	100	278	Peak	Vertical		

802.11ax HE20

High Channel (Horizontal)

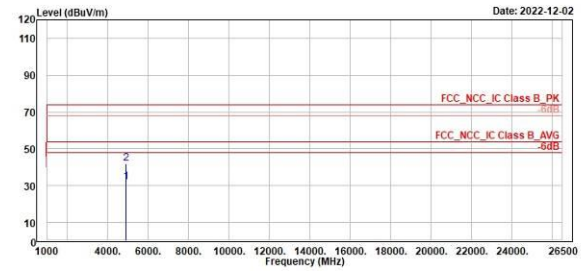
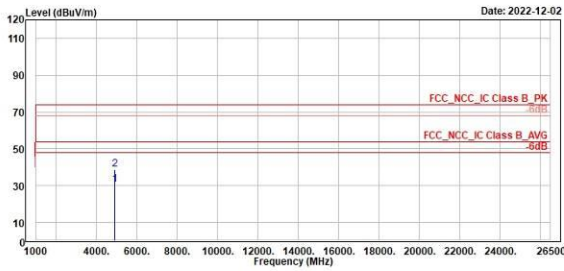
High Channel (Vertical)



TUV Rheinland Taiwan Ltd.
No. 458-18, Sec 2, Fenhiao, Linkou Dist., New Taipei City 244, Taiwan(R.O.C.)
Tel: +886-2172-1000 Fax: +886-2172-1322



TUV Rheinland Taiwan Ltd.
No. 458-18, Sec 2, Fenhiao, Linkou Dist., New Taipei City 244, Taiwan(R.O.C.)
Tel: +886-2172-1000 Fax: +886-2172-1322



Line	Freq	Level	Read Level	Factor	Limit Line	Over Limit	APos	TPos	Remark	PoI/Phase	Note
	MHz	dBuV/m	dBuV	dB/m	dBuV/m	dB	cm	deg			
1	4924.00	38.53	39.45	-8.92	54.00	-23.47	100	359	Average	Horizontal	
2	4924.00	38.66	47.58	-8.92	74.00	-35.34	100	359	Peak	Horizontal	

Line	Freq	Level	Read Level	Factor	Limit Line	Over Limit	APos	TPos	Remark	PoI/Phase	Note
	MHz	dBuV/m	dBuV	dB/m	dBuV/m	dB	cm	deg			
1	4924.00	31.83	41.15	-9.32	54.00	-22.17	300	91	Average	Vertical	
2	4924.00	42.18	51.50	-9.32	74.00	-31.62	300	91	Peak	Vertical	

802.11ax HE40

Low Channel (Horizontal)

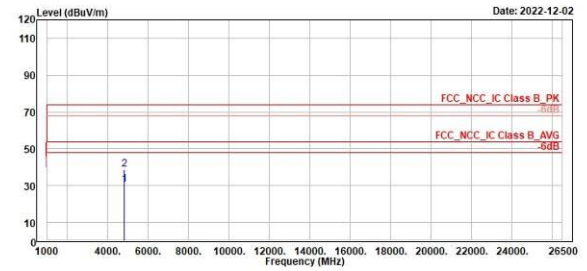
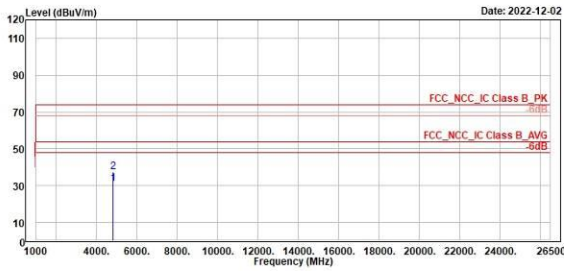
Low Channel (Vertical)



TUV Rheinland Taiwan Ltd.
No. 458-18, Sec 2, Fenhiao, Linkou Dist., New Taipei City 244, Taiwan(R.O.C.)
Tel: +886-2172-1000 Fax: +886-2172-1322



TUV Rheinland Taiwan Ltd.
No. 458-18, Sec 2, Fenhiao, Linkou Dist., New Taipei City 244, Taiwan(R.O.C.)
Tel: +886-2172-1000 Fax: +886-2172-1322



Line	Freq	Level	Read Level	Factor	Limit Line	Over Limit	APos	TPos	Remark	PoI/Phase	Note
	MHz	dBuV/m	dBuV	dB/m	dBuV/m	dB	cm	deg			
1	4844.00	31.10	40.11	-9.01	54.00	-22.90	100	17	Average	Horizontal	
2	4844.00	37.51	46.52	-9.01	74.00	-36.49	100	17	Peak	Horizontal	

Line	Freq	Level	Read Level	Factor	Limit Line	Over Limit	APos	TPos	Remark	PoI/Phase	Note
	MHz	dBuV/m	dBuV	dB/m	dBuV/m	dB	cm	deg			
1	4844.00	30.79	40.11	-9.32	54.00	-23.21	300	152	Average	Vertical	
2	4844.00	38.60	47.92	-9.32	74.00	-35.40	300	152	Peak	Vertical	

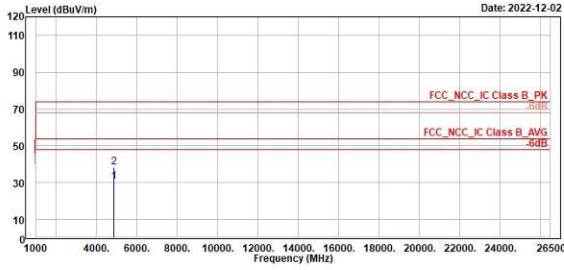
802.11ax HE40

Middle Channel (Horizontal)

Middle Channel (Vertical)



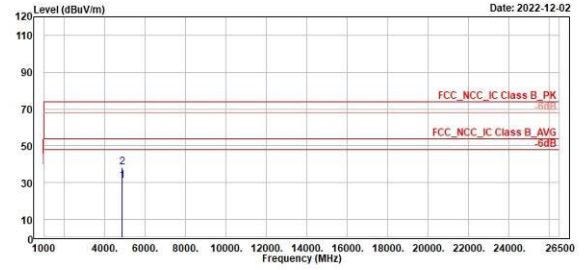
TUV Rheinland Taiwan Ltd.
No. 458-18, Sec 2, Fenliao, Linkou Dist., New Taipei City 244, Taiwan(R.O.C.)
Tel: +886-2172-1000 Fax: +886-2172-1322



Line	Freq	Level	Read Level	Factor	Limit Line	Over Limit	APos	TPos	Remark	PoI/Phase	Note
	MHz	dBuV/m	dBuV	dB/m	dBuV/m	dB	cm	deg			
1	4874.00	39.53	39.52	-8.99	54.00	-23.47	100	208	Average	Horizontal	
2	4874.00	38.29	47.28	-8.99	74.00	-35.71	100	208	Peak	Horizontal	



TUV Rheinland Taiwan Ltd.
No. 458-18, Sec 2, Fenliao, Linkou Dist., New Taipei City 244, Taiwan(R.O.C.)
Tel: +886-2172-1000 Fax: +886-2172-1322



Line	Freq	Level	Read Level	Factor	Limit Line	Over Limit	APos	TPos	Remark	PoI/Phase	Note
	MHz	dBuV/m	dBuV	dB/m	dBuV/m	dB	cm	deg			
1	4874.00	39.86	49.29	-9.34	54.00	-23.14	100	111	Average	Vertical	
2	4874.00	38.35	47.69	-9.34	74.00	-35.65	100	111	Peak	Vertical	

802.11ax HE40

High Channel (Horizontal)

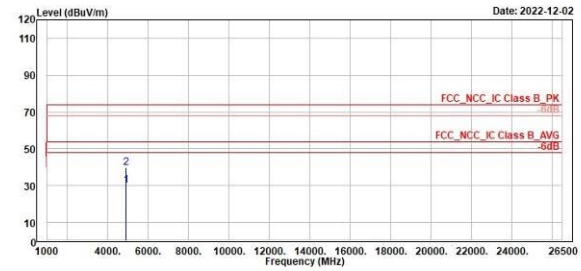
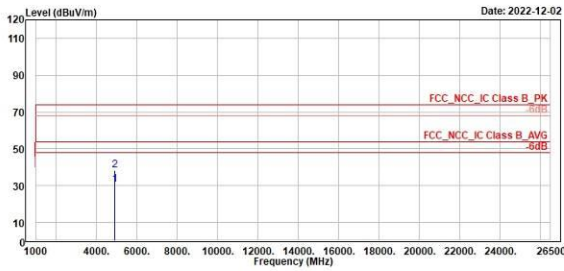
High Channel (Vertical)



TUV Rheinland Taiwan Ltd.
No. 458-18, Sec 2, Fenhiao, Linkou Dist., New Taipei City 244, Taiwan(R.O.C.)
Tel: +886-2172-1000 Fax: +886-2172-1322



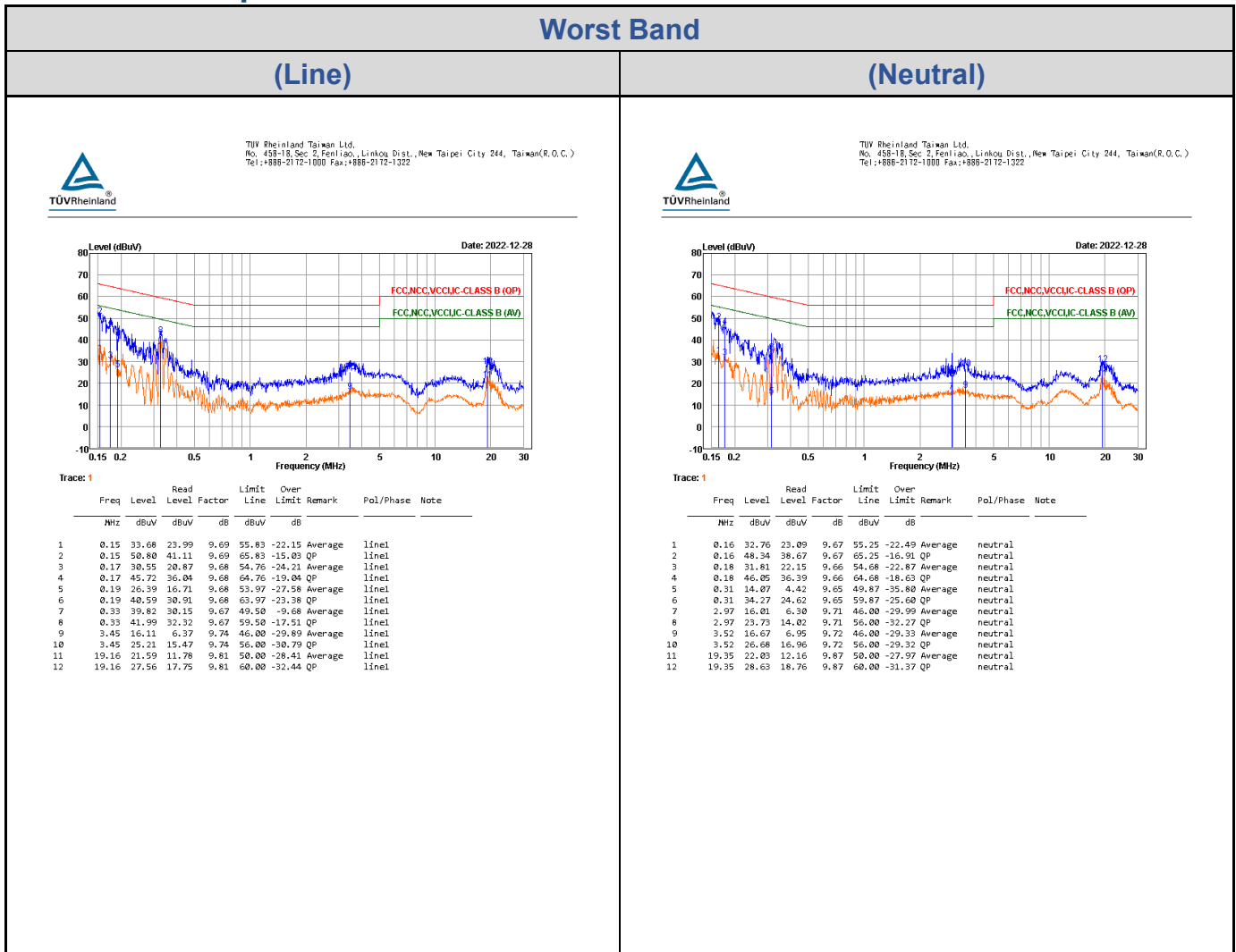
TUV Rheinland Taiwan Ltd.
No. 458-18, Sec 2, Fenhiao, Linkou Dist., New Taipei City 244, Taiwan(R.O.C.)
Tel: +886-2172-1000 Fax: +886-2172-1322



Line	Freq	Level	Read Level	Factor	Limit Line	Over Limit	APos	TPos	Remark	PoI/Phase	Note
	MHz	dBuV/m	dBuV	dB/m	dBuV/m	dB	cm	deg			
1	4904.00	38.47	39.44	-8.97	54.00	-23.53	200	360	Average	Horizontal	
2	4904.00	38.34	47.31	-8.97	74.00	-35.66	200	360	Peak	Horizontal	

Line	Freq	Level	Read Level	Factor	Limit Line	Over Limit	APos	TPos	Remark	PoI/Phase	Note
	MHz	dBuV/m	dBuV	dB/m	dBuV/m	dB	cm	deg			
1	4904.00	39.00	39.37	-9.37	54.00	-24.00	200	174	Average	Vertical	
2	4904.00	39.79	49.16	-9.37	74.00	-34.21	200	174	Peak	Vertical	

Mains Conducted Emission, 150kHz ~ 30MHz
<EUT with Adapter 1>



<EUT with Adapter 2>

