

FCC Test Report

Product Name	Klipsch Heritage Wireless TableTop Bluetooth Small
Model No.	the One
FCC ID.	2AJAATHEONE

Applicant	DONGGUAN MEILOON ACOUSTIC EQUIPMENTS CO., LTD.
Address	77, Yuanlin Road, Fenghuanggang Ind. Estate, Tangxia Town, Guangdong Province, Dongguan City, 523727, China

Date of Receipt	Aug. 18, 2016
Issued Date	Oct. 07, 2016
Report No.	1680408R-RFUSP23V00
Report Version	V1.0



The test results relate only to the samples tested.

The test results shown in the test report are traceable to the national/international standard through the calibration report of the equipment and evaluated measurement uncertainty herein.

This report must not be used to claim product endorsement by TAF or any agency of the government.

The test report shall not be reproduced without the written approval of QuieTek Corporation.

Test Report

Issued Date: Oct. 07, 2016

Report No.: 1680408R-RFUSP23V00



Product Name	Klipsch Heritage Wireless TableTop Bluetooth Small
Applicant	DONGGUAN MEILOON ACOUSTIC EQUIPMENTS CO., LTD.
Address	77, Yuanlin Road, Fenghuanggang Ind. Estate, Tangxia Town, Guangdong Province, Dongguan City, 523727, China
Manufacturer	Klipsch Group, Inc.
Model No.	the One
FCC ID.	2AJAATHEONE
EUT Rated Voltage	AC 100-240V~50/60Hz
EUT Test Voltage	AC 120V/60Hz
Trade Name	Klipsch
Applicable Standard	FCC CFR Title 47 Part 15 Subpart C: 2015 ANSI C63.4: 2014, ANSI C63.10: 2013
Test Result	Complied

Documented By :

(Senior Adm. Specialist / Joanne Lin)

Tested By :

(Assistant Engineer / Bruce Lan)

Approved By :

(Director / Vincent Lin)

TABLE OF CONTENTS

Description	Page
1. GENERAL INFORMATION	5
1.1. EUT Description.....	5
1.2. Operational Description.....	7
1.3. Tested System Details.....	8
1.4. Configuration of Tested System	8
1.5. EUT Exercise Software	8
1.6. Test Facility	9
1.7. List of Test Equipment.....	10
2. CONDUCTED EMISSION	11
2.1. Test Setup	11
2.2. Limits.....	12
2.3. Test Procedure	12
2.4. Uncertainty	12
2.5. Test Result of Conducted Emission.....	13
3. PEAK POWER OUTPUT	15
3.1. Test Setup	15
3.2. Limit	15
3.3. Test Procedure	15
3.4. Uncertainty	15
3.5. Test Result of Peak Power Output.....	16
4. RADIATED EMISSION	18
4.1. Test Setup	18
4.2. Limits.....	19
4.3. Test Procedure	20
4.4. Uncertainty	20
4.5. Test Result of Radiated Emission.....	21
5. RF ANTENNA CONDUCTED TEST	29
5.1. Test Setup	29
5.2. Limits.....	29
5.3. Test Procedure	29
5.4. Uncertainty	29
5.5. Test Result of RF Antenna Conducted Test.....	30
6. BAND EDGE	32
6.1. Test Setup	32
6.2. Limit	32
6.3. Test Procedure	33
6.4. Uncertainty	33
6.5. Test Result of Band Edge	34
7. CHANNEL NUMBER.....	46
7.1. Test Setup	46
7.2. Limit	46
7.3. Test Procedure	46
7.4. Uncertainty	46
7.5. Test Result of Channel Number.....	47
8. CHANNEL SEPARATION.....	49
8.1. Test Setup	49
8.2. Limit	49
8.3. Test Procedure	49
8.4. Uncertainty	49
8.5. Test Result of Channel Separation.....	50
9. DWELL TIME.....	54
9.1. Test Setup	54
9.2. Limit	54
9.3. Test Procedure	54
9.4. Uncertainty	54
9.5. Test Result of Dwell Time.....	55
10. OCCUPIED BANDWIDTH	59
10.1. Test Setup	59

10.2.	Limits.....	59
10.3.	Test Procedure	59
10.4.	Uncertainty	59
10.5.	Test Result of Occupied Bandwidth	60
11.	EMI REDUCTION METHOD DURING COMPLIANCE TESTING	64

Attachment 1: EUT Test Photographs

Attachment 2: EUT Detailed Photographs

1. GENERAL INFORMATION

1.1. EUT Description

Product Name	Klipsch Heritage Wireless TableTop Bluetooth Small
Trade Name	Klipsch
Model No.	the One
FCC ID.	2AJAATHEONE
Frequency Range	2402-2480MHz
Channel Number	79
Type of Modulation	FHSS: GFSK(1Mbps) / π /4DQPSK(2Mbps) / 8DPSK(3Mbps)
Antenna Type	IFA Antenna
Channel Control	Auto
Antenna Gain	Refer to the table “Antenna List”
Audio Cable	Shielded, 1.5m
Power Adapter	MFR: DYS, M/N: DYS650-200250W-K Input: AC 100-240V~50/60Hz, 1.3A MAX Output: DC 20.0V, 2.5A Cable Out: Shielded, 2m
Contain Module	Fihonest / JS-BTMC6R24

Antenna List

No.	Manufacturer	Part No.	Antenna Type	Peak Gain
1	Meiloon	N/A	IFA	0.5dBi for 2.4 GHz

Note: The antenna of EUT conforms to FCC 15.203.

Center Frequency of Each Channel:

Channel	Frequency	Channel	Frequency	Channel	Frequency	Channel	Frequency
Channel 00:	2402 MHz	Channel 20:	2422 MHz	Channel 40:	2442 MHz	Channel 60:	2462 MHz
Channel 01:	2403 MHz	Channel 21:	2423 MHz	Channel 41:	2443 MHz	Channel 61:	2463 MHz
Channel 02:	2404 MHz	Channel 22:	2424 MHz	Channel 42:	2444 MHz	Channel 62:	2464 MHz
Channel 03:	2405 MHz	Channel 23:	2425 MHz	Channel 43:	2445 MHz	Channel 63:	2465 MHz
Channel 04:	2406 MHz	Channel 24:	2426 MHz	Channel 44:	2446 MHz	Channel 64:	2466 MHz
Channel 05:	2407 MHz	Channel 25:	2427 MHz	Channel 45:	2447 MHz	Channel 65:	2467 MHz
Channel 06:	2408 MHz	Channel 26:	2428 MHz	Channel 46:	2448 MHz	Channel 66:	2468 MHz
Channel 07:	2409 MHz	Channel 27:	2429 MHz	Channel 47:	2449 MHz	Channel 67:	2469 MHz
Channel 08:	2410 MHz	Channel 28:	2430 MHz	Channel 48:	2450 MHz	Channel 68:	2470 MHz
Channel 09:	2411 MHz	Channel 29:	2431 MHz	Channel 49:	2451 MHz	Channel 69:	2471 MHz
Channel 10:	2412 MHz	Channel 30:	2432 MHz	Channel 50:	2452 MHz	Channel 70:	2472 MHz
Channel 11:	2413 MHz	Channel 31:	2433 MHz	Channel 51:	2453 MHz	Channel 71:	2473 MHz
Channel 12:	2414 MHz	Channel 32:	2434 MHz	Channel 52:	2454 MHz	Channel 72:	2474 MHz
Channel 13:	2415 MHz	Channel 33:	2435 MHz	Channel 53:	2455 MHz	Channel 73:	2475 MHz
Channel 14:	2416 MHz	Channel 34:	2436 MHz	Channel 54:	2456 MHz	Channel 74:	2476 MHz
Channel 15:	2417 MHz	Channel 35:	2437 MHz	Channel 55:	2457 MHz	Channel 75:	2477 MHz
Channel 16:	2418 MHz	Channel 36:	2438 MHz	Channel 56:	2458 MHz	Channel 76:	2478 MHz
Channel 17:	2419 MHz	Channel 37:	2439 MHz	Channel 57:	2459 MHz	Channel 77:	2479 MHz
Channel 18:	2420 MHz	Channel 38:	2440 MHz	Channel 58:	2460 MHz	Channel 78:	2480 MHz
Channel 19:	2421 MHz	Channel 39:	2441 MHz	Channel 59:	2461 MHz		

Note:

- The EUT is a Klipsch Heritage Wireless TableTop Bluetooth Small with a built-in Bluetooth V3.0, V2.1+EDR transceiver, this report for Bluetooth V3.0, V2.1+EDR.
- These tests were conducted on a sample for the purpose of demonstrating compliance of Bluetooth transmitter with Part 15 Subpart C Paragraph 15.247 for spread spectrum devices.
- Regarding to the operation frequency, the lowest, middle and highest frequency are selected to perform the test.
- Bluetooth operation was evaluated at both 1Mb/s and 3Mb/s data rates. 2Mb/s data rate was found, through pre-testing, to produce emissions similar to those for 3Mb/s.

Test Mode	Mode 1: Transmit - 1Mbps (GFSK) Mode 2: Transmit - 3Mbps (8DPSK)
-----------	---

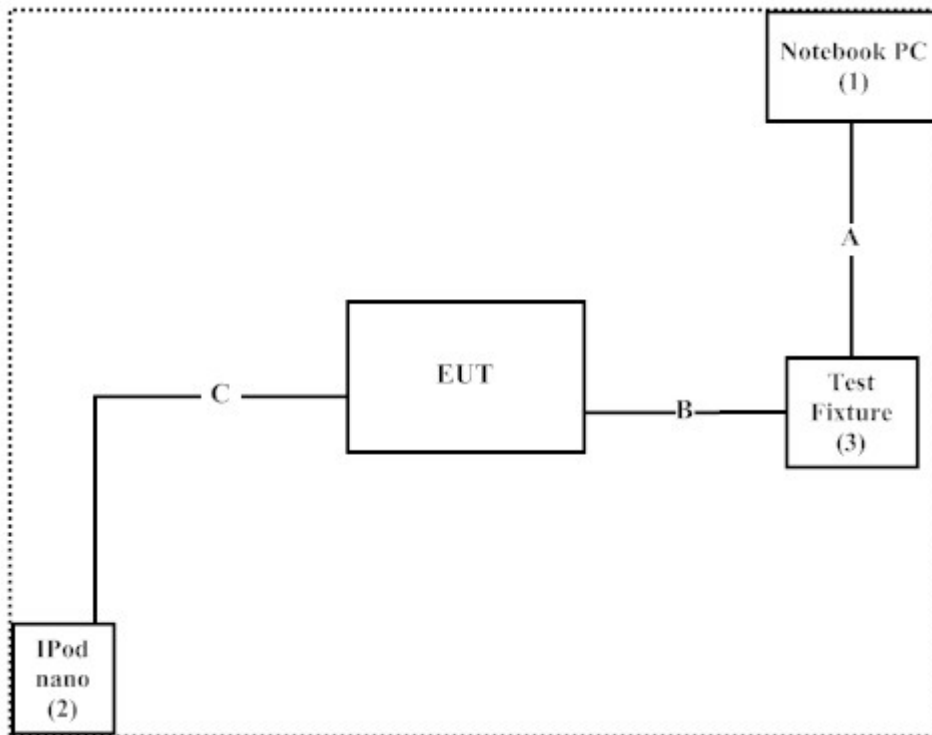
1.3. Tested System Details

The types for all equipment, plus descriptions of all cables used in the tested system (including inserted cards) are:

Product	Manufacturer	Model No.	Serial No.	Power Cord
1 Notebook PC	DELL	Latitude E5440	HG26TZ1	Non-Shielded, 0.8m
2 iPod nano	Apple	A1199	5U7047U8VQ5	N/A
3 Test Fixture	CSR	N/A	N/A	N/A

Signal Cable Type	Signal cable Description
A USB Cable	Shielded, 0.8m
B Signal Cable	Non-Shielded, 0.5m
C Audio Cable	Shielded, 1.5m

1.4. Configuration of Tested System



1.5. EUT Exercise Software

1. Setup the EUT as shown in Section 1.4.
2. Execute software "Blue Test v2.5.0" on the Notebook PC.
3. Configure the test mode, the test channel, and the data rate.
4. Press "OK" to start the continuous Transmit.
5. Verify that the EUT works properly.

1.6. Test Facility

Ambient conditions in the laboratory:

Items	Required (IEC 68-1)	Actual
Temperature (°C)	15-35	20-35
Humidity (%RH)	25-75	30-65
Barometric pressure (mbar)	860-1060	950-1000

The related certificate for our laboratories about the test site and management system can be downloaded from Quietek Corporation's Web Site: <http://www.quietek.com/chinese/about/certificates.aspx?bval=5>
The address and introduction of Quietek Corporation's laboratories can be founded in our Web site: <http://www.quietek.com/>

Site Description: File on
Federal Communications Commission
FCC Engineering Laboratory
7435 Oakland Mills Road
Columbia, MD 21046
Registration Number: 92195

Site Name: Quietek Corporation
Site Address: No.5-22, Ruishukeng,
Linkou Dist. New Taipei City 24451,
Taiwan, R.O.C.
TEL: 886-2-8601-3788 / FAX : 886-2-8601-3789
E-Mail : service@quietek.com

FCC Accreditation Number: TW1014

1.7. List of Test Equipment

For Conducted measurements /CB3

	Equipment	Manufacturer	Model No.	Serial No.	Cali. Data	Due. Data
	Temperature Chamber	WIT GROUP	TH-1S-B	EQ-201-0014	2016/10/1	2017/9/29
X	Spectrum Analyzer	Agilent	N9010A	MY48030495	2016/7/22	2017/7/21
	Power Meter	Anritsu	ML2495A	6K00003357	2016/6/23	2017/6/22
X	Power Sensor	Agilent	U2021XA	MY53400007	2015/11/26	2016/11/24
X	Power Sensor	Agilent	U2021XA	MY53400006	2015/11/26	2016/11/24
X	Power Sensor	Agilent	U2021XA	MY53360005	2015/11/26	2016/11/24
X	Power Sensor	Agilent	U2021XA	MY53400008	2015/11/26	2016/11/24
	Signal Generator	Agilent	N5182B	MY53050685	2016/5/31	2017/5/30
	Analog Signal Geator	Agilent	E8257DK/E825	MY44320633	2016/9/13	2017/9/12

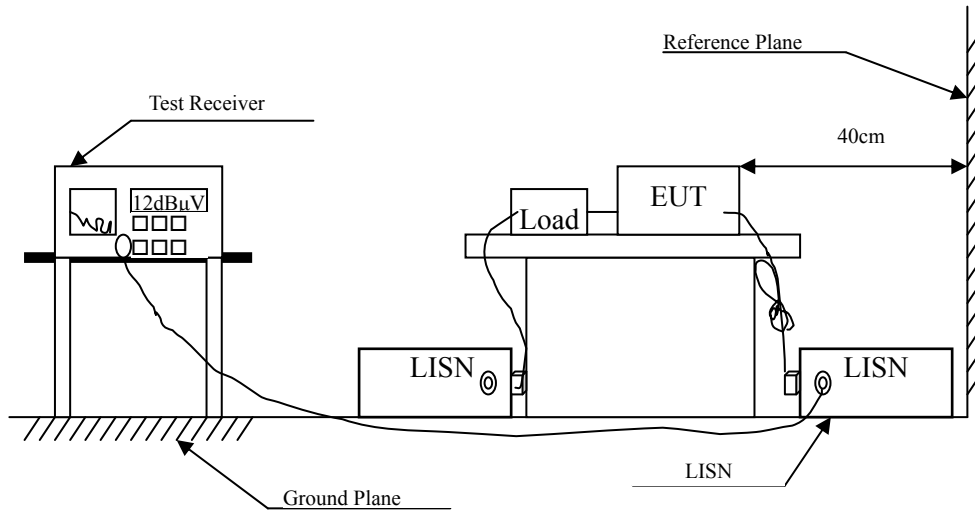
For Radiated measurements /Site3/CB10/CB8

	Equipment	Manufacturer	Model No.	Serial No.	Cali. Data	Due. Data
X	Spectrum Analyzer	R&S	FSP40	100170	2016/1/5	2017/1/3
	Loop Antenna	TESEQ	HLA6121	37133	2016/3/18	2017/3/17
X	Bi-Log Antenna	Schaffner Chase	CBL6112B	2707	2016/6/11	2017/6/10
X	Horn Antenna	ETS-Lindgren	3117	00203761	2015/10/15	2016/10/13
	Horn Antenna	Schwarzbeck	BBHA9170	209	2016/4/14	2017/4/13
X	Pre-Amplifier	QuieTek	QTK-LK-E-I-A	N/A	2016/6/16	2017/6/15
X	Pre-Amplifier	EMCI	EMC012630SE	980210	2016/1/26	2017/1/24
X	Filter	MicroTRON	BRM50701	019	2015/10/20	2016/10/18
	Filter	Microwave Circuits	N0257881	36681	2015/12/7	2016/12/5
X	EMI Test Receiver	R&S	ESCS 30	838251/001	2016/7/21	2017/7/20
X	Coaxial Cable	QTK(Arnist)	RG 214	LC003-RG	2016/6/16	2017/6/15
X	Coaxial signal switch	Anritsu	MP59B	6201415889	2016/6/16	2017/6/15

1. Note:
2. All equipments are calibrated every one year.
3. The test instruments marked with "X" are used to measure the final test results.
4. Test Software version : QuieTek EMI 2.0 V2.1.113

2. Conducted Emission

2.1. Test Setup



2.2. Limits

FCC Part 15 Subpart C Paragraph 15.207 (dBµV) Limit		
Frequency MHz	Limits	
	QP	AV
0.15 - 0.50	66-56	56-46
0.50-5.0	56	46
5.0 - 30	60	50

Remarks: In the above table, the tighter limit applies at the band edges.

2.3. Test Procedure

The EUT and Peripherals are connected to the main power through a line impedance stabilization network (L.I.S.N.). This provides a 50 ohm /50uH coupling impedance for the measuring equipment. The peripheral devices are also connected to the main power through a LISN that provides a 50ohm /50uH coupling impedance with 50ohm termination. (Please refer to the block diagram of the test setup and photographs.)

Both sides of A.C. line are checked for maximum conducted interference. In order to find the maximum emission, the relative positions of equipment and all the interface cables must be changed according to ANSI C63.4: 2014 on conducted measurement.

Conducted emissions were investigated over the frequency range from 0.15MHz to 30MHz using a receiver bandwidth of 9kHz.

The EUT was setup to ANSI C63.4, 2014; tested to FHSS test procedure of FCC Public Notice DA 00-705 for compliance to FCC 47CFR 15.247 requirements.

2.4. Uncertainty

± 2.26 dB

2.5. Test Result of Conducted Emission

Product : Klipsch Heritage Wireless TableTop Bluetooth Small
 Test Item : Conducted Emission Test
 Power Line : Line 1
 Test Mode : Mode 2: Transmit - 3Mbps (8DPSK) (2441MHz)

Frequency MHz	Correct Factor dB	Reading Level dBµV	Measurement Level dBµV	Margin dB	Limit dBµV
LINE 1					
Quasi-Peak					
0.150	9.687	26.490	36.177	-29.823	66.000
0.212	9.676	20.620	30.296	-33.933	64.229
0.572	9.678	14.080	23.758	-32.242	56.000
1.334	9.712	10.880	20.592	-35.408	56.000
2.959	9.757	9.940	19.697	-36.303	56.000
17.771	9.993	13.220	23.213	-36.787	60.000
Average					
0.150	9.687	10.530	20.217	-35.783	56.000
0.212	9.676	7.860	17.536	-36.693	54.229
0.572	9.678	6.080	15.758	-30.242	46.000
1.334	9.712	3.980	13.692	-32.308	46.000
2.959	9.757	0.210	9.967	-36.033	46.000
17.771	9.993	2.890	12.883	-37.117	50.000

Note:

1. All Reading Levels are Quasi-Peak and average value.
2. "█" means the worst emission level.
3. Measurement Level = Reading Level + Correct Factor

Product : Klipsch Heritage Wireless TableTop Bluetooth Small
Test Item : Conducted Emission Test
Power Line : Line 2
Test Mode : Mode 2: Transmit - 3Mbps (8DPSK) (2441MHz)

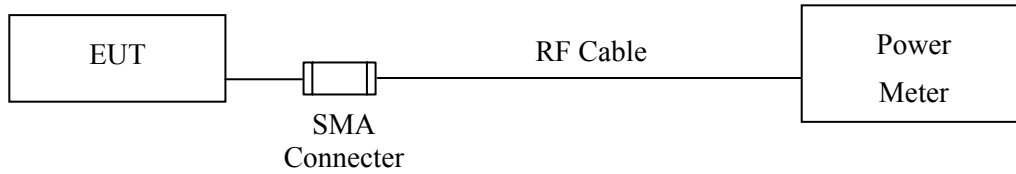
Frequency MHz	Correct Factor dB	Reading Level dBμV	Measurement Level dBμV	Margin dB	Limit dBμV
LINE 2					
Quasi-Peak					
0.154	9.735	27.780	37.515	-28.371	65.886
0.201	9.736	26.520	36.256	-28.287	64.543
0.564	9.748	14.670	24.418	-31.582	56.000
1.224	9.769	20.480	30.249	-25.751	56.000
3.689	9.843	9.580	19.423	-36.577	56.000
17.904	10.155	11.300	21.455	-38.545	60.000
Average					
0.154	9.735	13.110	22.845	-33.041	55.886
0.201	9.736	14.920	24.656	-29.887	54.543
0.564	9.748	6.790	16.538	-29.462	46.000
1.224	9.769	3.220	12.989	-33.011	46.000
3.689	9.843	0.720	10.563	-35.437	46.000
17.904	10.155	0.790	10.945	-39.055	50.000

Note:

1. All Reading Levels are Quasi-Peak and average value.
2. "■" means the worst emission level.
3. Measurement Level = Reading Level + Correct Factor

3. Peak Power Output

3.1. Test Setup



3.2. Limit

The maximum peak power shall be less 1Watt.

3.3. Test Procedure

The EUT was setup to ANSI C63.4, 2014; tested to FHSS test procedure of FCC Public Notice DA 00-705 for compliance to FCC 47CFR 15.247 requirements.

3.4. Uncertainty

± 1.19 dB

3.5. Test Result of Peak Power Output

Product : Klipsch Heritage Wireless TableTop Bluetooth Small
Test Item : Peak Power Output
Test Site : No.3 OATS
Test Mode : Mode 1: Transmit - 1Mbps (GFSK)

Channel No.	Frequency (MHz)	Measurement (dBm)	Required Limit	Result
Channel 00	2402.00	5.47	1 Watt= 30 dBm	Pass
Channel 39	2441.00	5.56	1 Watt= 30 dBm	Pass
Channel 78	2480.00	5.67	1 Watt= 30 dBm	Pass

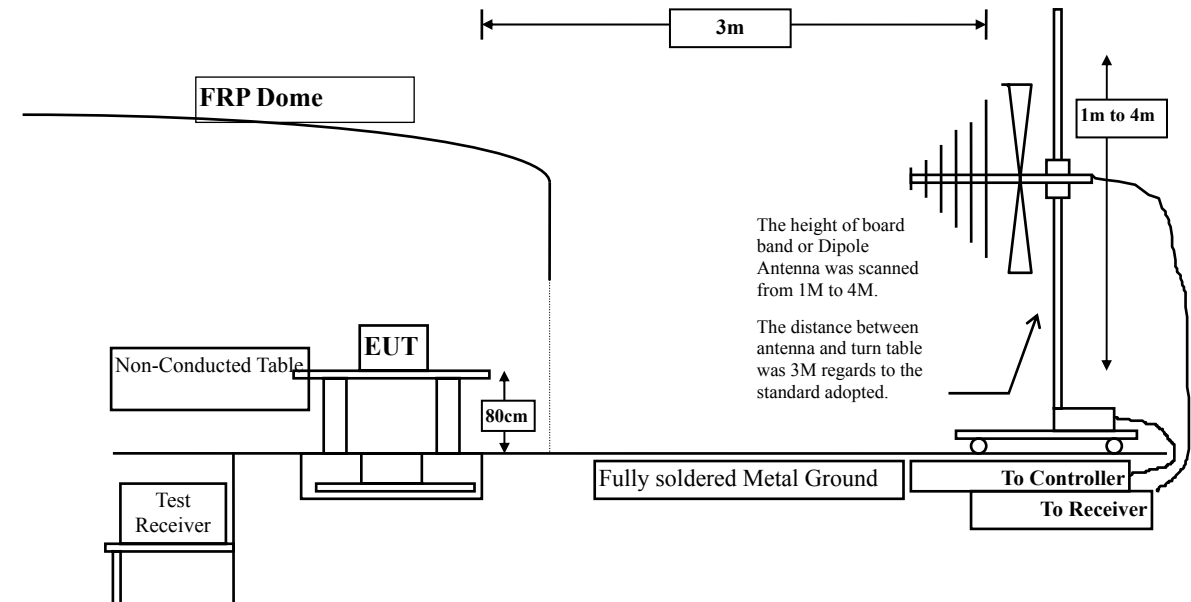
Product : Klipsch Heritage Wireless TableTop Bluetooth Small
 Test Item : Peak Power Output
 Test Site : No.3 OATS
 Test Mode : Mode 2: Transmit - 3Mbps (8DPSK)

Channel No.	Frequency (MHz)	Measurement (dBm)	Required Limit	Result
Channel 00	2402.00	5.86	1 Watt= 20.97 dBm	Pass
Channel 39	2441.00	7.10	1 Watt= 20.97 dBm	Pass
Channel 78	2480.00	7.49	1 Watt= 20.97 dBm	Pass

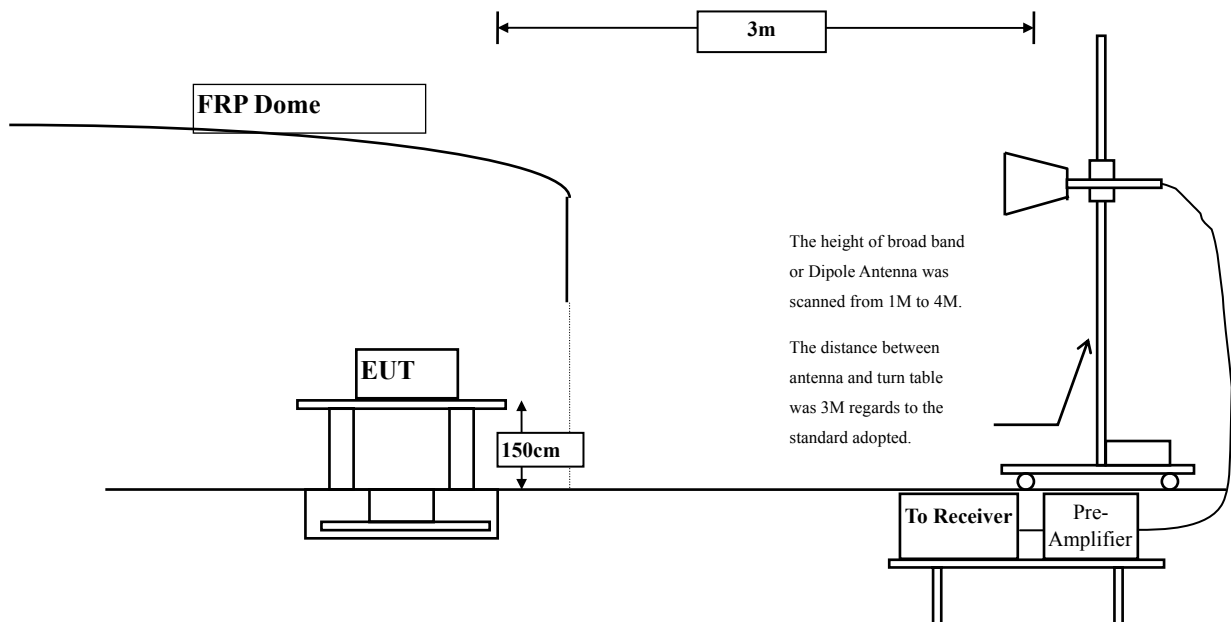
4. Radiated Emission

4.1. Test Setup

Below 1GHz



Above 1GHz



4.2. Limits

➤ General Radiated Emission Limits

Emissions radiated outside of the specified frequency bands, except for harmonics, shall be attenuated by at least 20dB below the level of the fundamental or to the general radiated emission limits in paragraph 15.209, whichever is the lesser attenuation.

FCC Part 15 Subpart C Paragraph 15.209 Limits		
Frequency MHz	uV/m @3m	dBµV/m@3m
30-88	100	40
88-216	150	43.5
216-960	200	46
Above 960	500	54

- Remarks:
1. RF Voltage (dBµV) = 20 log RF Voltage (uV)
 2. In the Above Table, the tighter limit applies at the band edges.
 3. Distance refers to the distance in meters between the measuring instrument antenna and the closed point of any part of the device or system.

4.3. Test Procedure

The EUT was setup according to ANSI C63.10, 2013 and tested compliance to FCC 47CFR 15.247 requirements.

Measuring the frequency range below 1GHz, the EUT is placed on a turn table which is 0.8 meter above ground, when measuring the frequency range above 1GHz, the EUT is placed on a turn table which is 1.5 meter above ground.

The turn table is rotated 360 degrees to determine the position of the maximum emission level.

The EUT was positioned such that the distance from antenna to the EUT was 3 meters.

The antenna is scanned between 1 meter and 4 meters to find out the maximum emission level. This is repeated for both horizontal and vertical polarization of the antenna. In order to find the maximum emission, all of the interface cables were manipulated according to ANSI C63.10: 2013 on radiated measurement.

The resolution bandwidth below 30MHz setting on the field strength meter is 9kHz and 30MHz~1GHz is 120kHz and above 1GHz is 1MHz.

Radiated emission measurements below 30MHz are made using Loop Antenna and 30MHz~1GHz are made using broadband Bilog antenna and above 1GHz are made using Horn Antennas.

The measurement is divided into the Preliminary Measurement and the Final Measurement.

The suspected frequencies are searched for in Preliminary Measurement with the measurement antenna kept pointed at the source of the emission both in azimuth and elevation, with the polarization of the antenna oriented for maximum response. The antenna is pointed at an angle towards the source of the emission, and the EUT is rotated in both height and polarization to maximize the measured emission. The emission is kept within the illumination area of the 3 dB bandwidth of the antenna.

The worst radiated emission is measured in the Open Area Test Site on the Final Measurement.

The measurement frequency range from 9kHz - 10th Harmonic of fundamental was investigated.

4.4. Uncertainty

± 4.08 dB above 1GHz

± 4.22 dB below 1GHz

4.5. Test Result of Radiated Emission

Product : Klipsch Heritage Wireless TableTop Bluetooth Small
 Test Item : Harmonic Radiated Emission
 Test Site : No.3 OATS
 Test Mode : Mode 1: Transmit - 1Mbps (GFSK)(2402MHz)

Frequency MHz	Correct Factor dB	Reading Level dBμV	Measurement Level dBμV/m	Margin dB	Limit dBμV/m
Horizontal					
Peak Detector:					
4804.000	2.511	42.160	44.670	-29.330	74.000
7206.000	9.511	47.130	56.641	-17.359	74.000
9608.000	10.394	38.270	48.664	-25.336	74.000
Average Detector:					
7206.000	9.511	38.070	47.581	-6.419	54.000
Vertical					
Peak Detector:					
4804.000	2.923	42.240	45.162	-28.838	74.000
7206.000	9.988	45.850	55.839	-18.161	74.000
9608.000	10.847	38.300	49.147	-24.853	74.000
Average Detector:					
7206.000	9.988	37.780	47.769	-6.231	54.000

Note:

1. All Readings below 1GHz are Quasi-Peak, above 1GHz are performed with peak and/or average measurements as necessary.
2. Peak measurements: RBW = 1MHz, VBW = 3 MHz, Sweep: Auto.
3. Average measurements: RBW = 1MHz, VBW = 10 Hz, Sweep: Auto.
4. Measurement Level = Reading Level + Correct Factor.
5. Correct Factor = Antenna factor + Cable loss – Amplifier gain.
6. The average measurement was not performed when the peak measured data under the limit of average detection.
7. The emission levels of other frequencies are very lower than the limit and not show in test report.

Product : Klipsch Heritage Wireless TableTop Bluetooth Small
 Test Item : Harmonic Radiated Emission
 Test Site : No.3 OATS
 Test Mode : Mode 1: Transmit - 1Mbps (GFSK)(2441MHz)

Frequency MHz	Correct Factor dB	Reading Level dB μ V	Measurement Level dB μ V/m	Margin dB	Limit dB μ V/m
Horizontal					
Peak Detector:					
4882.000	2.025	45.580	47.605	-26.395	74.000
7323.000	9.762	47.990	57.751	-16.249	74.000
9764.000	9.682	38.080	47.761	-26.239	74.000
Average Detector:					
7323.000	9.762	39.170	48.931	-5.069	54.000
Vertical					
Peak Detector:					
4882.000	2.488	44.970	47.458	-26.542	74.000
7323.000	10.375	47.650	58.024	-15.976	74.000
9764.000	10.315	39.120	49.435	-24.565	74.000
Average Detector:					
7323.000	10.375	39.200	49.574	-4.426	54.000

Note:

1. All Readings below 1GHz are Quasi-Peak, above 1GHz are performed with peak and/or average measurements as necessary.
2. Peak measurements: RBW = 1MHz, VBW = 3 MHz, Sweep: Auto.
3. Average measurements: RBW = 1MHz, VBW = 10 Hz, Sweep: Auto.
4. Measurement Level = Reading Level + Correct Factor.
5. Correct Factor = Antenna factor + Cable loss – Amplifier gain.
6. The average measurement was not performed when the peak measured data under the limit of average detection.
7. The emission levels of other frequencies are very lower than the limit and not show in test report.

Product : Klipsch Heritage Wireless TableTop Bluetooth Small
 Test Item : Harmonic Radiated Emission
 Test Site : No.3 OATS
 Test Mode : Mode 1: Transmit - 1Mbps (GFSK)(2480MHz)

Frequency MHz	Correct Factor dB	Reading Level dB μ V	Measurement Level dB μ V/m	Margin dB	Limit dB μ V/m
Horizontal					
Peak Detector:					
4960.000	2.582	46.830	49.412	-24.588	74.000
7440.000	10.555	47.210	57.765	-16.235	74.000
9920.000	10.206	38.450	48.656	-25.344	74.000
Average Detector:					
7440.000	10.555	37.890	48.445	-5.555	54.000
Vertical					
Peak Detector:					
4960.000	3.398	47.360	50.759	-23.241	74.000
7440.000	11.214	47.040	58.254	-15.746	74.000
9920.000	11.245	38.660	49.905	-24.095	74.000
Average Detector:					
7440.000	11.214	37.480	48.694	-5.306	54.000

Note:

1. All Readings below 1GHz are Quasi-Peak, above 1GHz are performed with peak and/or average measurements as necessary.
2. Peak measurements: RBW = 1MHz, VBW = 3 MHz, Sweep: Auto.
3. Average measurements: RBW = 1MHz, VBW = 10 Hz, Sweep: Auto.
4. Measurement Level = Reading Level + Correct Factor.
5. Correct Factor = Antenna factor + Cable loss – Amplifier gain.
6. The average measurement was not performed when the peak measured data under the limit of average detection.
7. The emission levels of other frequencies are very lower than the limit and not show in test report.

Product : Klipsch Heritage Wireless TableTop Bluetooth Small
 Test Item : Harmonic Radiated Emission
 Test Site : No.3 OATS
 Test Mode : Mode 2: Transmit - 3Mbps (8DPSK)(2402MHz)

Frequency MHz	Correct Factor dB	Reading Level dBμV	Measurement Level dBμV/m	Margin dB	Limit dBμV/m
Horizontal					
Peak Detector:					
4804.000	2.511	41.230	43.740	-30.260	74.000
7206.000	9.511	42.970	52.481	-21.519	74.000
9608.000	10.394	38.230	48.624	-25.376	74.000
Average Detector:					
--					
Vertical					
Peak Detector:					
4804.000	2.923	41.760	44.682	-29.318	74.000
7206.000	9.988	41.900	51.889	-22.111	74.000
9608.000	10.847	37.740	48.587	-25.413	74.000
Average Detector:					
--					

Note:

1. All Readings below 1GHz are Quasi-Peak, above 1GHz are performed with peak and/or average measurements as necessary.
2. Peak measurements: RBW = 1MHz, VBW = 3 MHz, Sweep: Auto.
3. Average measurements: RBW = 1MHz, VBW = 10 Hz, Sweep: Auto.
4. Measurement Level = Reading Level + Correct Factor.
5. Correct Factor = Antenna factor + Cable loss – Amplifier gain.
6. The average measurement was not performed when the peak measured data under the limit of average detection.
7. The emission levels of other frequencies are very lower than the limit and not show in test report.

Product : Klipsch Heritage Wireless TableTop Bluetooth Small
 Test Item : Harmonic Radiated Emission
 Test Site : No.3 OATS
 Test Mode : Mode 2: Transmit - 3Mbps (8DPSK) (2441MHz)

Frequency MHz	Correct Factor dB	Reading Level dBμV	Measurement Level dBμV/m	Margin dB	Limit dBμV/m
Horizontal					
Peak Detector:					
4882.000	2.025	43.220	45.245	-28.755	74.000
7323.000	9.762	44.180	53.941	-20.059	74.000
9764.000	9.682	37.680	47.361	-26.639	74.000
Average Detector:					
--					
Vertical					
Peak Detector:					
4882.000	2.488	42.610	45.098	-28.902	74.000
7323.000	9.762	44.163	53.924	-20.076	74.000
9764.000	10.315	37.600	47.915	-26.085	74.000
Average Detector:					
--					

Note:

1. All Readings below 1GHz are Quasi-Peak, above 1GHz are performed with peak and/or average measurements as necessary.
2. Peak measurements: RBW = 1MHz, VBW = 3 MHz, Sweep: Auto.
3. Average measurements: RBW = 1MHz, VBW = 10 Hz, Sweep: Auto.
4. Measurement Level = Reading Level + Correct Factor.
5. Correct Factor = Antenna factor + Cable loss – Amplifier gain.
6. The average measurement was not performed when the peak measured data under the limit of average detection.
7. The emission levels of other frequencies are very lower than the limit and not show in test report.

Product : Klipsch Heritage Wireless TableTop Bluetooth Small
 Test Item : Harmonic Radiated Emission
 Test Site : No.3 OATS
 Test Mode : Mode 2: Transmit - 3Mbps (8DPSK) (2480MHz)

Frequency MHz	Correct Factor dB	Reading Level dB μ V	Measurement Level dB μ V/m	Margin dB	Limit dB μ V/m
Horizontal					
Peak Detector:					
4960.000	2.582	45.280	47.862	-26.138	74.000
7440.000	11.214	42.711	53.925	-20.075	74.000
9920.000	10.206	38.640	48.846	-25.154	74.000
Average Detector:					
--					
Vertical					
Peak Detector:					
4960.000	2.582	44.546	47.129	-26.871	74.000
7440.000	10.555	43.369	53.924	-20.076	74.000
9920.000	11.245	38.010	49.255	-24.745	74.000
Average Detector:					
--					

Note:

1. All Readings below 1GHz are Quasi-Peak, above 1GHz are performed with peak and/or average measurements as necessary.
2. Peak measurements: RBW = 1MHz, VBW = 3 MHz, Sweep: Auto.
3. Average measurements: RBW = 1MHz, VBW = 10 Hz, Sweep: Auto.
4. Measurement Level = Reading Level + Correct Factor.
5. Correct Factor = Antenna factor + Cable loss – Amplifier gain.
6. The average measurement was not performed when the peak measured data under the limit of average detection.
7. The emission levels of other frequencies are very lower than the limit and not show in test report.

Product : Klipsch Heritage Wireless TableTop Bluetooth Small
 Test Item : General Radiated Emission
 Test Site : No.3 OATS
 Test Mode : Mode 1: Transmit - 1Mbps (GFSK) (2441MHz)

Frequency MHz	Correct Factor dB	Reading Level dBμV	Measurement Level dBμV/m	Margin dB	Limit dBμV/m
Horizontal					
103.061	17.170	16.002	33.172	-10.328	43.500
221.202	13.030	11.730	24.760	-21.240	46.000
344.006	18.182	11.993	30.175	-15.825	46.000
528.990	23.912	6.852	30.764	-15.236	46.000
640.913	26.652	4.759	31.411	-14.589	46.000
774.599	26.958	4.347	31.305	-14.695	46.000
Vertical					
98.397	17.577	17.653	35.231	-8.269	43.500
183.894	18.553	10.749	29.302	-14.198	43.500
399.968	21.064	7.364	28.428	-17.572	46.000
651.795	24.004	5.365	29.369	-16.631	46.000
799.471	25.466	4.574	30.039	-15.961	46.000
903.622	28.291	4.618	32.909	-13.091	46.000

Note:

1. All Readings below 1GHz are Quasi-Peak, above 1GHz are performed with peak and/or average measurements as necessary.
2. Peak measurements: RBW = 1MHz, VBW = 3 MHz, Sweep: Auto.
3. Average measurements: RBW = 1MHz, VBW = 10 Hz, Sweep: Auto.
4. Measurement Level = Reading Level + Correct Factor.
5. Correct Factor = Antenna factor + Cable loss – Amplifier gain.
6. The average measurement was not performed when the peak measured data under the limit of average detection.
7. The emission levels of other frequencies are very lower than the limit and not show in test report.

Product : Klipsch Heritage Wireless TableTop Bluetooth Small
 Test Item : General Radiated Emission
 Test Site : No.3 OATS
 Test Mode : Mode 2: Transmit - 3Mbps (8DPSK) (2441MHz)

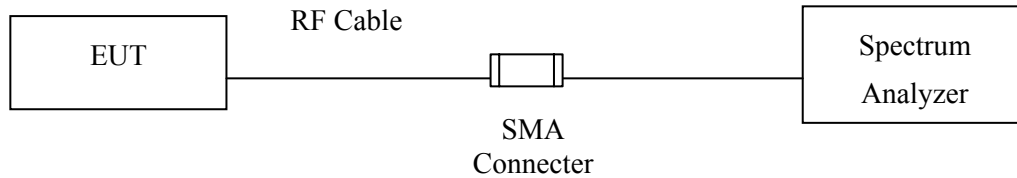
Frequency MHz	Correct Factor dB	Reading Level dBµV	Measurement Level dBµV/m	Margin dB	Limit dBµV/m
Horizontal					
30.000	25.240	11.146	36.386	-3.614	40.000
104.615	16.640	13.906	30.546	-12.954	43.500
344.006	18.182	10.214	28.396	-17.604	46.000
578.734	26.234	5.992	32.226	-13.774	46.000
762.163	26.768	4.115	30.883	-15.117	46.000
934.712	27.461	5.441	32.902	-13.098	46.000
Vertical					
98.397	17.577	18.716	36.294	-7.206	43.500
196.330	20.369	6.486	26.855	-16.645	43.500
368.878	18.904	7.323	26.227	-19.773	46.000
611.378	23.891	5.355	29.246	-16.754	46.000
701.538	24.144	5.600	29.744	-16.256	46.000
863.205	27.272	4.788	32.060	-13.940	46.000

Note:

1. All Readings below 1GHz are Quasi-Peak, above 1GHz are performed with peak and/or average measurements as necessary.
2. Peak measurements: RBW = 1MHz, VBW = 3 MHz, Sweep: Auto.
3. Average measurements: RBW = 1MHz, VBW = 10 Hz, Sweep: Auto.
4. Measurement Level = Reading Level + Correct Factor.
5. Correct Factor = Antenna factor + Cable loss – Amplifier gain.
6. The average measurement was not performed when the peak measured data under the limit of average detection.
7. The emission levels of other frequencies are very lower than the limit and not show in test report.
8. No emission found between lowest internal used/generated frequency to 30MHz.

5. RF Antenna Conducted Test

5.1. Test Setup



5.2. Limits

According to FCC Section 15.247(d). In any 100 kHz bandwidth outside the frequency band in which the spread spectrum or digitally modulated intentional radiator is operating, the radio frequency power that is produced by the intentional radiator shall be at least 20 dB below that in the 100 kHz bandwidth within the band that contains the highest level of the desired power, based on either an RF conducted or measurement, provided the transmitter demonstrates compliance with the peak conducted power limits. If the transmitter complies with the conducted power limits based on the use of RMS averaging over a time interval, the attenuation required under this paragraph shall be 30 dB instead of 20 dB.

5.3. Test Procedure

The EUT was setup to ANSI C63.4, 2014; tested to FHSS test procedure of FCC Public Notice DA 00-705 for compliance to FCC 47CFR 15.247 requirements.

5.4. Uncertainty

$\pm 1.20\text{dB}$

5.5. Test Result of RF Antenna Conducted Test

Product : Klipsch Heritage Wireless TableTop Bluetooth Small
 Test Item : RF Antenna Conducted Test
 Test Site : No.3 OATS
 Test Mode : Mode 1: Transmit - 1Mbps (GFSK)

Figure Channel 00:

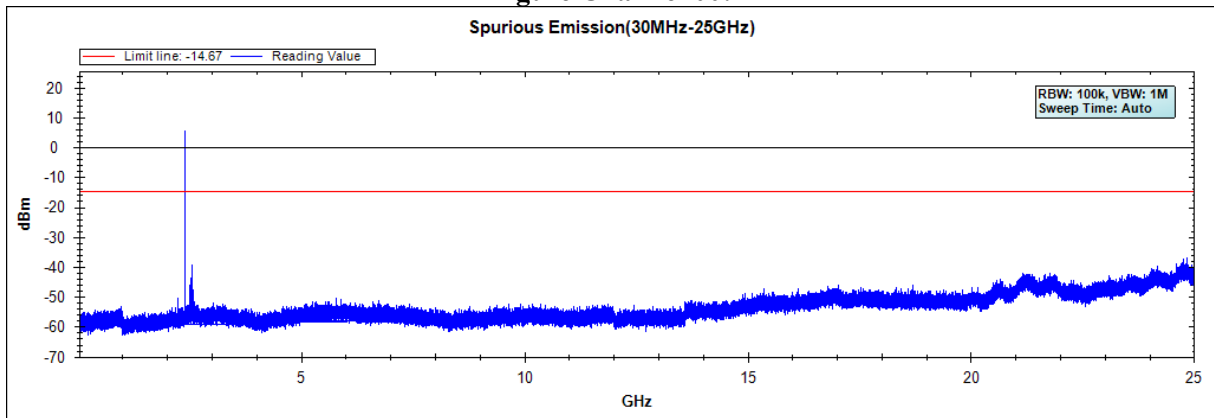


Figure Channel 39:

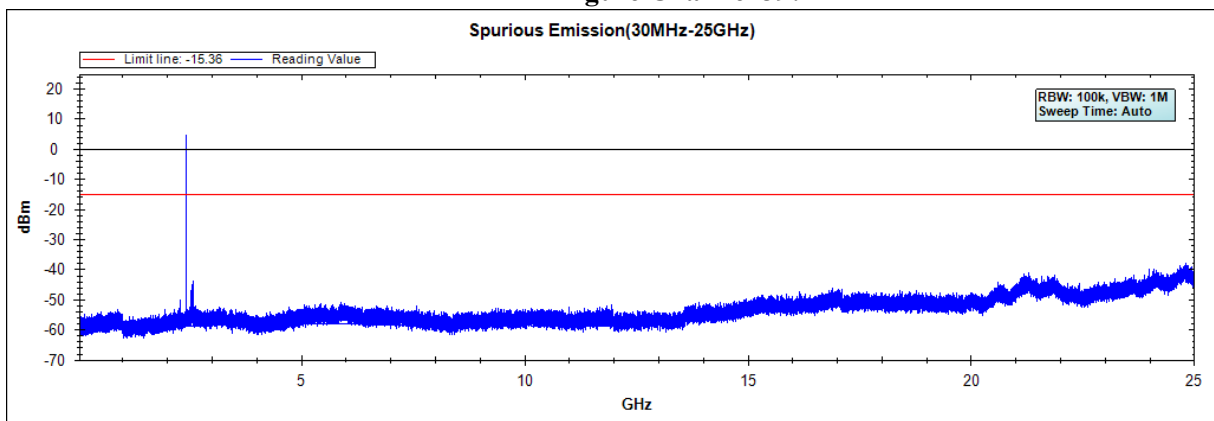
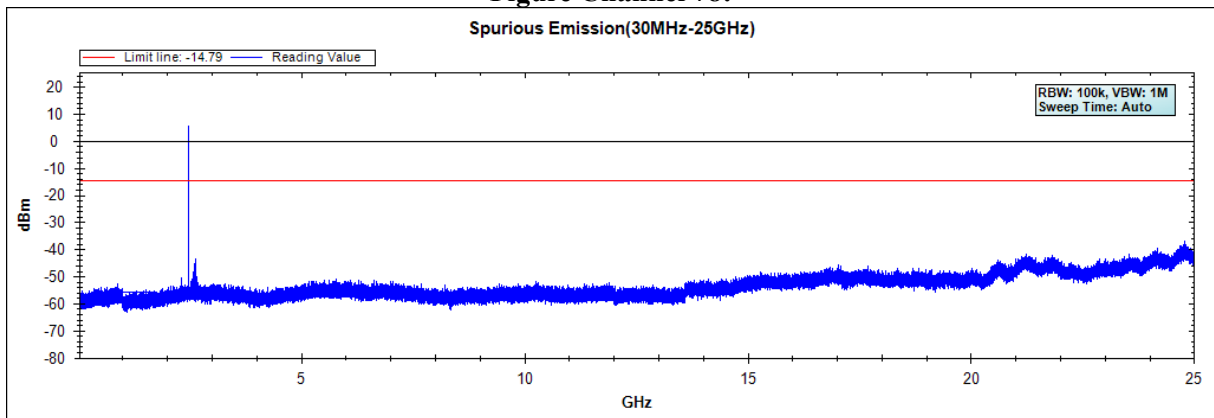


Figure Channel 78:



Note: The above test pattern is synthesized by multiple of the frequency range.

Product : Klipsch Heritage Wireless TableTop Bluetooth Small
 Test Item : RF Antenna Conducted Test
 Test Site : No.3 OATS
 Test Mode : Mode 2: Transmit - 3Mbps (8DPSK)

Figure Channel 00:

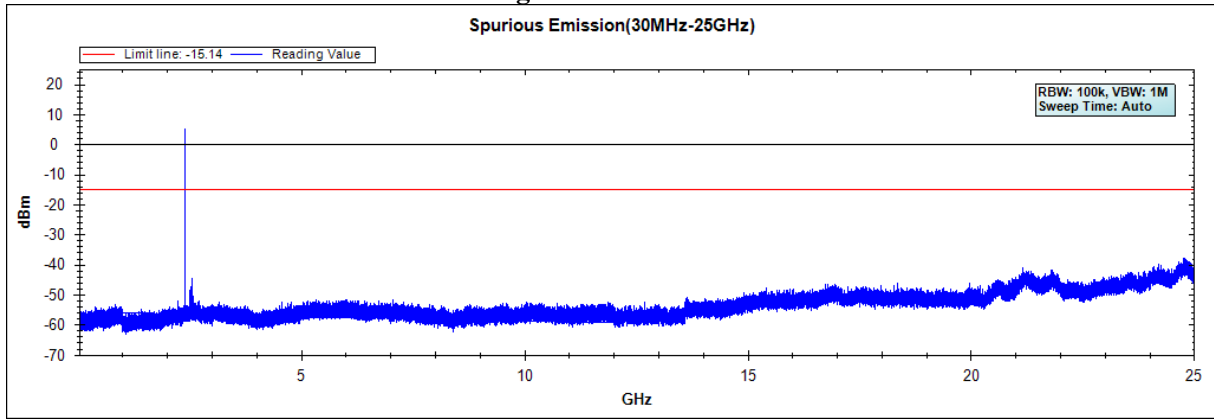


Figure Channel 39:

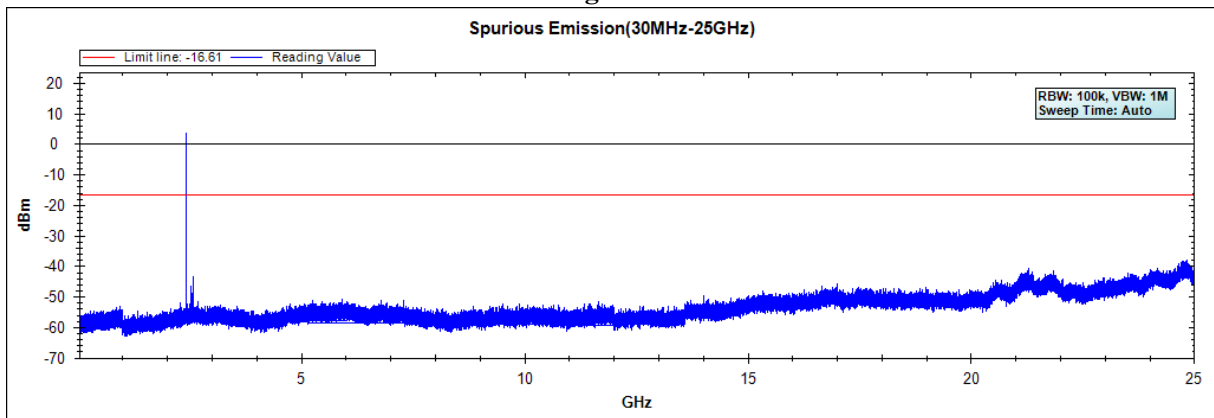
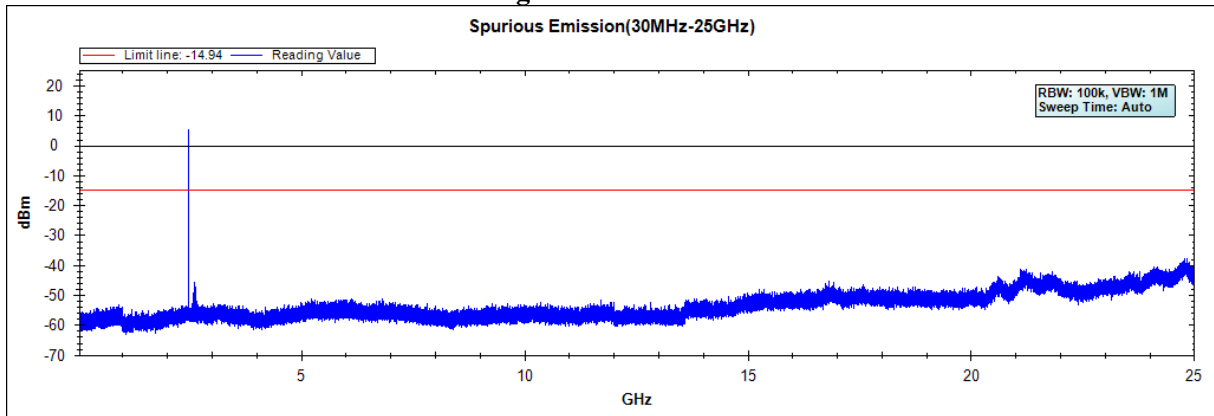


Figure Channel 78:



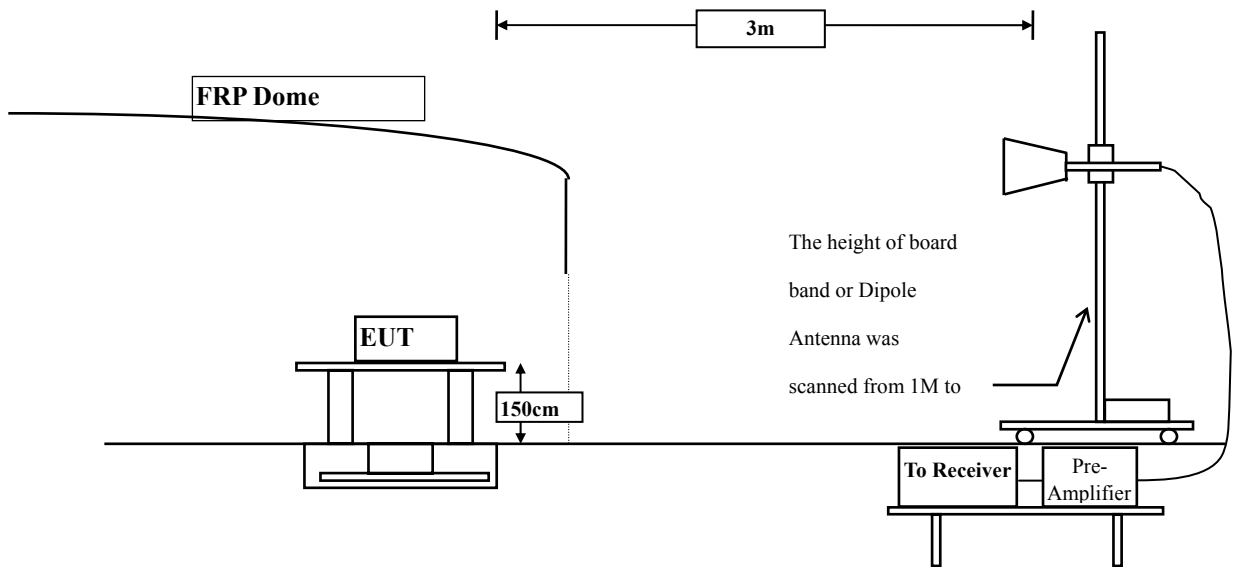
Note: The above test pattern is synthesized by multiple of the frequency range.

6. Band Edge

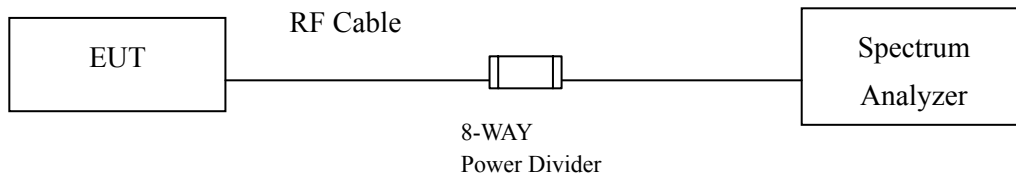
6.1. Test Setup

RF Radiated Measurement:

Above 1GHz



RF Conducted Measurement



6.2. Limit

In any 100 kHz bandwidth outside the frequency band in which the spread spectrum intentional radiator is operating, the radio frequency power that is produced by the intentional radiator shall be at least 20 dB below that in the 100 kHz bandwidth within the band that contains the highest level of the desired power, based on either an RF conducted or a radiated measurement. Attenuation below the general limits specified in Section 15.209(a) is not required. In addition, radiated emissions which fall in the restricted bands, as defined in Section 15.205(a), must also comply with the radiated emission limits specified in Section 15.209(a) (see Section 15.205(c)).

6.3. Test Procedure

The EUT is placed on a turn table which is 1.5 meter above ground. The turn table is rotated 360 degrees to determine the position of the maximum emission level. The EUT was positioned such that the distance from antenna to the EUT was 3 meters.

The antenna can move up and down between 1 meter and 4 meters to find out the maximum emission level.

Both horizontal and vertical polarization of the antenna are set on measurement. In order to find the maximum emission, all of the interface cables must be manipulated according to ANSI C63.10: 2013 on radiated measurement.

The bandwidth setting below 1GHz and above 1GHz on the field strength meter is 120 kHz and 1MHz, respectively.

6.4. Uncertainty

± 4.08 dB above 1GHz

± 4.22 dB below 1GHz

6.5. Test Result of Band Edge

Product : Klipsch Heritage Wireless TableTop Bluetooth Small
 Test Item : Band Edge
 Test Site : No.3 OATS
 Test Mode : Mode 1: Transmit - 1Mbps (GFSK) (2402MHz)

RF Radiated Measurement (Horizontal):

Channel No.	Frequency (MHz)	Correct Factor (dB)	Reading Level (dBμV)	Emission Level (dBμV/m)	Peak Limit (dBμV/m)	Average Limit (dBμV/m)	Result
00 (Peak)	2376.100	5.678	43.194	48.871	74.00	54.00	Pass
00 (Peak)	2390.000	5.881	40.506	46.388	74.00	54.00	Pass
00 (Peak)	2400.000	6.035	62.211	68.246	--	--	--
00 (Peak)	2402.100	6.066	95.906	101.972	--	--	--
00 (Average)	2376.100	5.678	29.208	34.885	74.00	54.00	Pass
00 (Average)	2390.000	5.881	28.382	34.264	74.00	54.00	Pass
00 (Average)	2400.000	6.035	49.172	55.207	--	--	--
00 (Average)	2402.000	6.065	82.124	88.189	--	--	--

Figure Channel 00: Horizontal (Peak)

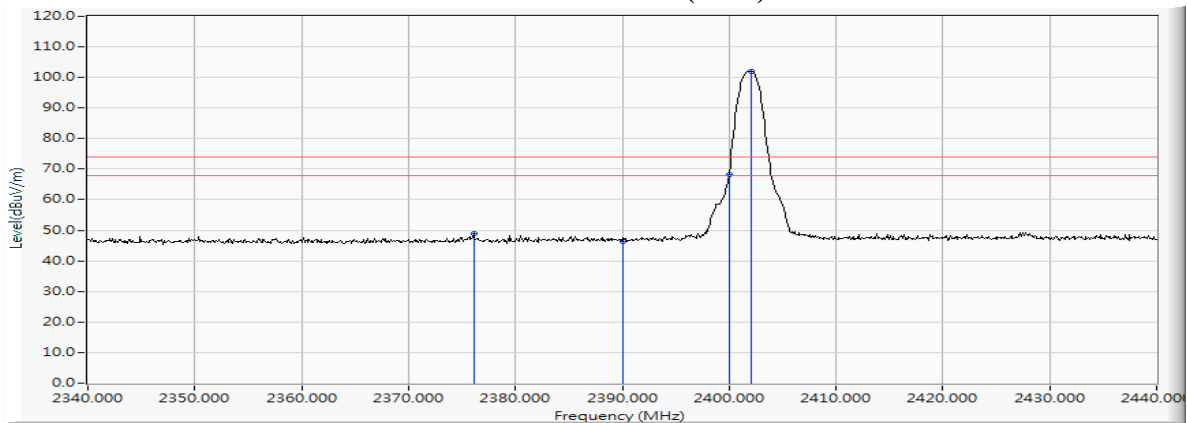
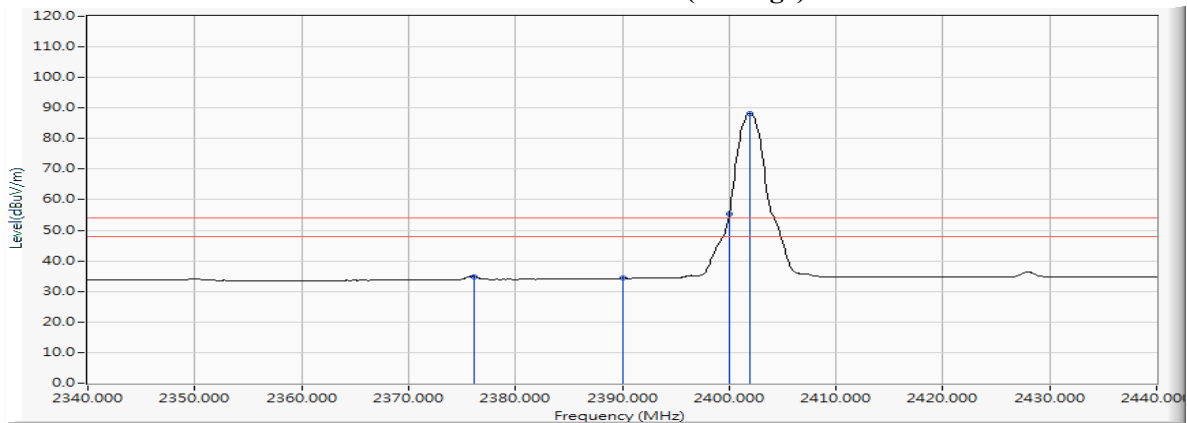


Figure Channel 00: Horizontal (Average)



Note:

1. All readings above 1GHz are performed with peak and/or average measurements as necessary.
2. Peak measurements: RBW = 1MHz, VBW = 3 MHz, Sweep: Auto.
3. Average measurements: RBW = 1MHz, VBW = 10 Hz, Sweep: Auto.
4. “*” , means this data is the worst emission level.
5. Measurement Level = Reading Level + Correction Factor.
6. The average measurement was not performed when the peak measured data is under the limit of average detection.

Product : Klipsch Heritage Wireless TableTop Bluetooth Small
 Test Item : Band Edge
 Test Site : No.3 OATS
 Test Mode : Mode 1: Transmit - 1Mbps (GFSK) (2402MHz)

RF Radiated Measurement (VERTICAL):

Channel No.	Frequency (MHz)	Correct Factor (dB)	Reading Level (dBμV)	Emission Level (dBμV/m)	Peak Limit (dBμV/m)	Average Limit (dBμV/m)	Result
00 (Peak)	2376.500	5.685	41.796	47.480	74.00	54.00	Pass
00 (Peak)	2390.000	5.881	39.838	45.720	74.00	54.00	Pass
00 (Peak)	2400.000	6.035	63.814	69.849	--	--	--
00 (Peak)	2402.100	6.066	98.090	104.156	--	--	--
00 (Average)	2376.100	5.678	29.587	35.264	74.00	54.00	Pass
00 (Average)	2390.000	5.881	28.417	34.299	74.00	54.00	Pass
00 (Average)	2400.000	6.035	50.929	56.964	--	--	--
00 (Average)	2401.900	6.063	83.892	89.955	--	--	--

Figure Channel 00: VERTICAL (Peak)

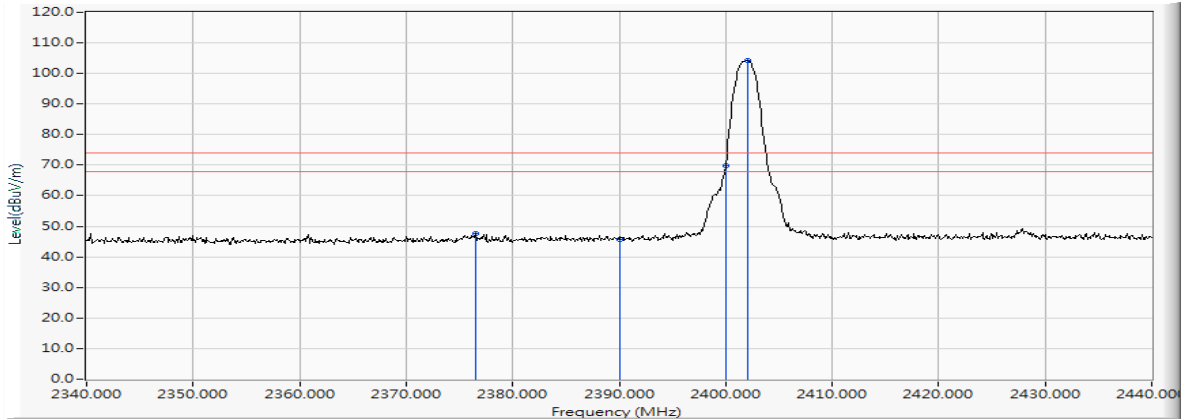
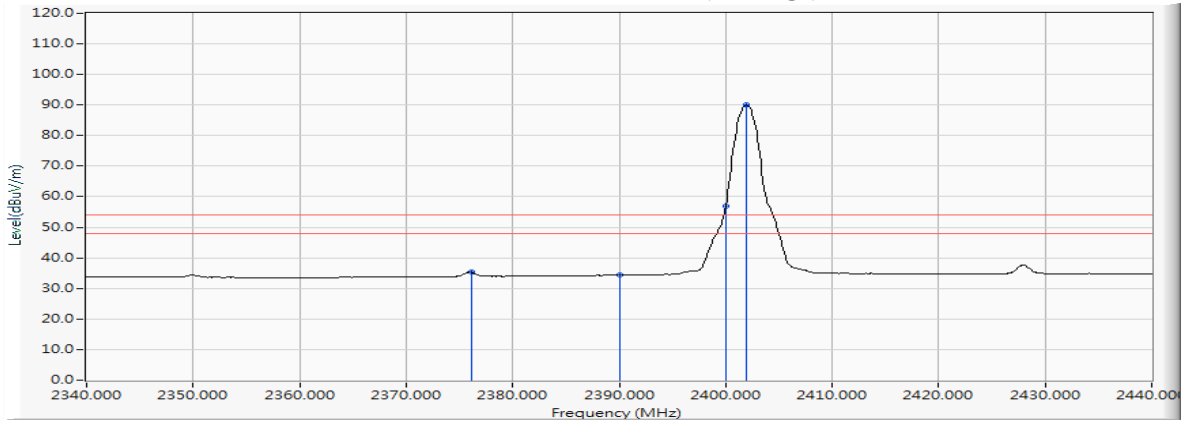


Figure Channel 00: VERTICAL (Average)



Note:

1. All readings above 1GHz are performed with peak and/or average measurements as necessary.
2. Peak measurements: RBW = 1MHz, VBW = 3 MHz, Sweep: Auto.
3. Average measurements: RBW = 1MHz, VBW = 10 Hz, Sweep: Auto.
4. “ * ” means this data is the worst emission level.
5. Measurement Level = Reading Level + Correction Factor.
6. The average measurement was not performed when the peak measured data is under the limit of average detection.

Product : Klipsch Heritage Wireless TableTop Bluetooth Small
 Test Item : Band Edge
 Test Site : No.3 OATS
 Test Mode : Mode 1: Transmit - 1Mbps (GFSK) (2480MHz)

RF Radiated Measurement (Horizontal):

Channel No.	Frequency (MHz)	Correct Factor (dB)	Reading Level (dBμV)	Emission Level (dBμV/m)	Peak Limit (dBμV/m)	Average Limit (dBμV/m)	Result
78 (Peak)	2479.700	5.804	96.863	102.667	--	--	Pass
78 (Peak)	2483.500	5.845	45.403	51.248	74.00	54.00	Pass
78 (Average)	2479.900	5.806	82.785	88.591	--	--	Pass
78 (Average)	2483.500	5.845	34.114	39.959	74.00	54.00	Pass

Figure Channel 78: Horizontal (Peak)

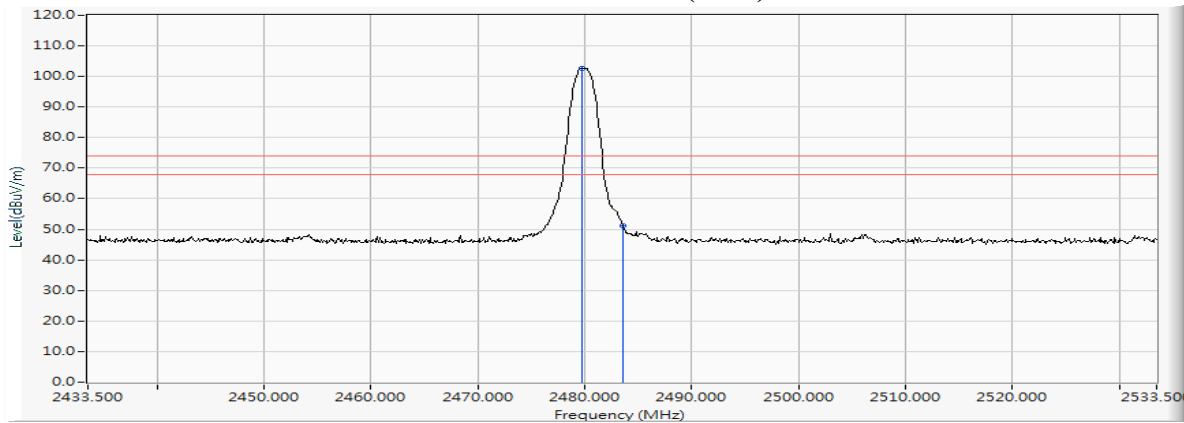
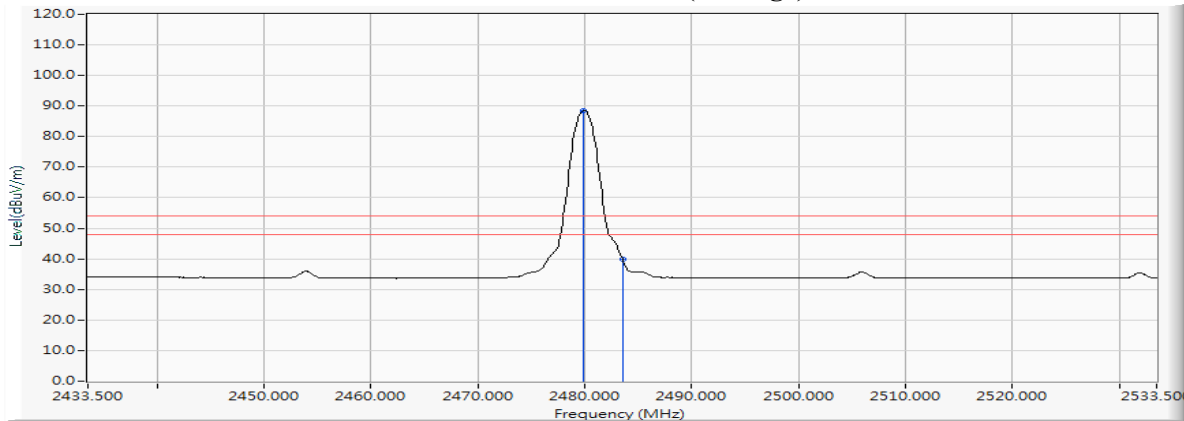


Figure Channel 78: Horizontal (Average)



Note:

1. All readings above 1GHz are performed with peak and/or average measurements as necessary.
2. Peak measurements: RBW = 1MHz, VBW = 3 MHz, Sweep: Auto.
3. Average measurements: RBW = 1MHz, VBW = 10 Hz, Sweep: Auto.
4. “ * ”, means this data is the worst emission level.
5. Measurement Level = Reading Level + Correction Factor.
6. The average measurement was not performed when the peak measured data is under the limit of average detection.

Product : Klipsch Heritage Wireless TableTop Bluetooth Small
 Test Item : Band Edge
 Test Site : No.3 OATS
 Test Mode : Mode 1: Transmit - 1Mbps (GFSK) (2480MHz)

RF Radiated Measurement (VERTICAL):

Channel No.	Frequency (MHz)	Correct Factor (dB)	Reading Level (dBμV)	Emission Level (dBμV/m)	Peak Limit (dBμV/m)	Average Limit (dBμV/m)	Result
78 (Peak)	2479.700	5.804	98.375	104.179	--	--	Pass
78 (Peak)	2483.500	5.845	45.902	51.747	74.00	54.00	Pass
78 (Average)	2479.900	5.806	84.003	89.809	--	--	Pass
78 (Average)	2483.500	5.845	35.166	41.011	74.00	54.00	Pass

Figure Channel 78: VERTICAL (Peak)

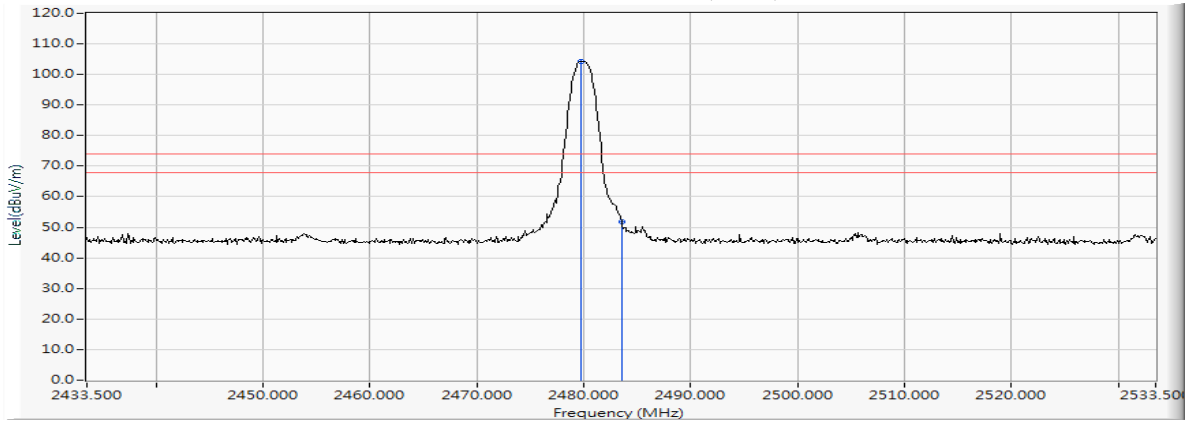
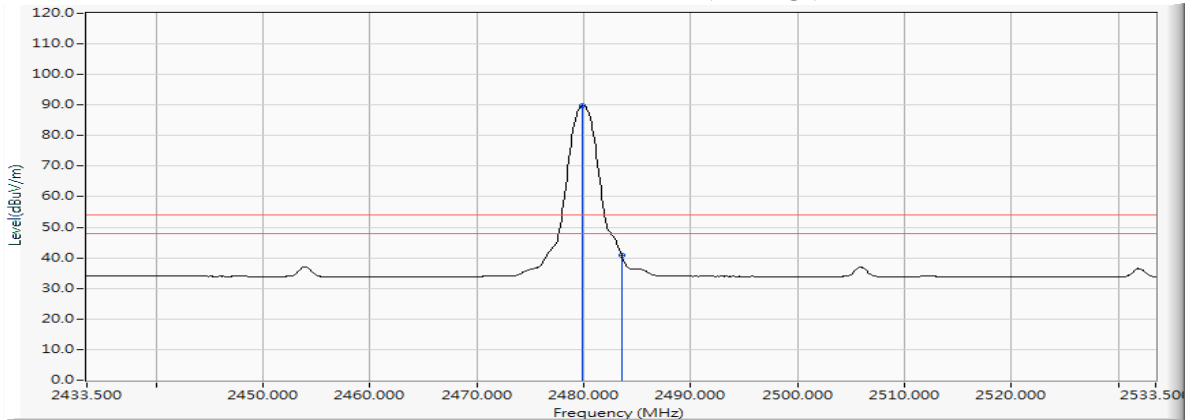


Figure Channel 78: VERTICAL (Average)



Note:

1. All readings above 1GHz are performed with peak and/or average measurements as necessary.
2. Peak measurements: RBW = 1MHz, VBW = 3 MHz, Sweep: Auto.
3. Average measurements: RBW = 1MHz, VBW = 10 Hz, Sweep: Auto.
4. “ * ”, means this data is the worst emission level.
5. Measurement Level = Reading Level + Correction Factor.
6. The average measurement was not performed when the peak measured data is under the limit of average detection.

Product : Klipsch Heritage Wireless TableTop Bluetooth Small
 Test Item : Band Edge
 Test Site : No.3 OATS
 Test Mode : Mode 2: Transmit - 3Mbps (8DPSK) (2402MHz)

RF Radiated Measurement (Horizontal):

Channel No.	Frequency (MHz)	Correct Factor (dB)	Reading Level (dBμV)	Emission Level (dBμV/m)	Peak Limit (dBμV/m)	Average Limit (dBμV/m)	Result
00 (Peak)	2378.700	5.716	41.892	47.609	74.00	54.00	Pass
00 (Peak)	2390.000	5.881	39.913	45.795	74.00	54.00	Pass
00 (Peak)	2400.000	6.035	71.041	77.076	74.00	54.00	Pass
00 (Peak)	2401.900	6.063	94.953	101.016	--	--	--
00 (Average)	2376.100	5.678	28.758	34.435	74.00	54.00	Pass
00 (Average)	2390.000	5.881	28.448	34.330	74.00	54.00	Pass
00 (Average)	2400.000	6.035	52.712	58.747	--	--	--
00 (Average)	2401.900	6.063	79.451	85.514	--	--	--

Figure Channel 00: Horizontal (Peak)

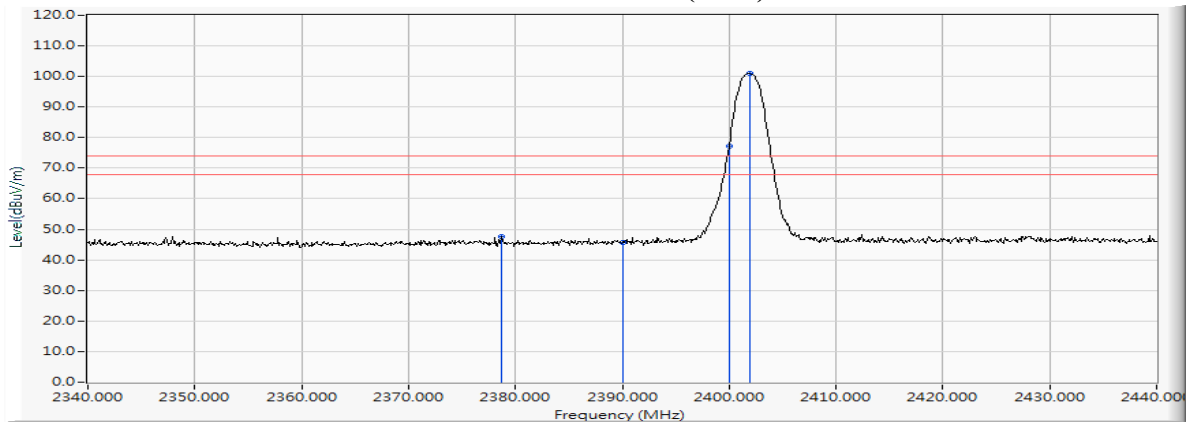
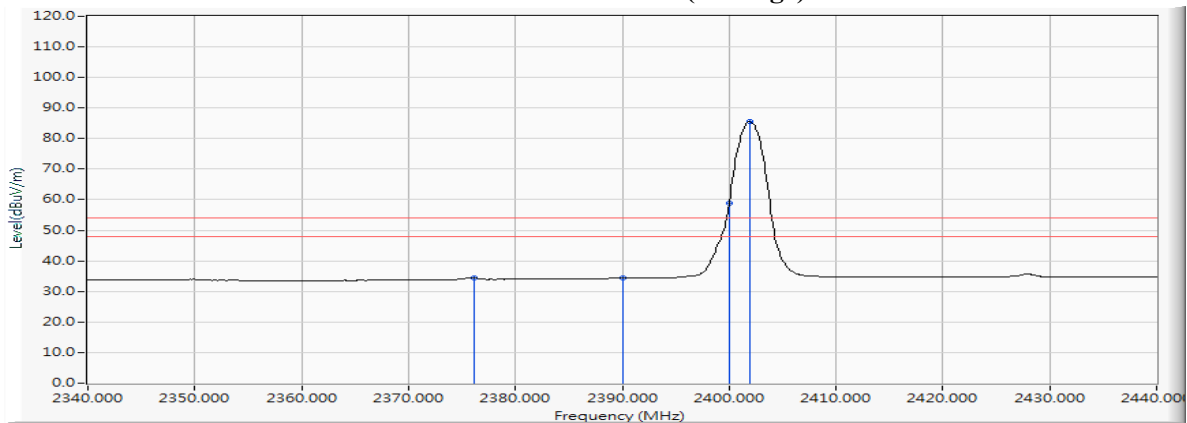


Figure Channel 00: Horizontal (Average)



Note:

1. All readings above 1GHz are performed with peak and/or average measurements as necessary.
2. Peak measurements: RBW = 1MHz, VBW = 3 MHz, Sweep: Auto.
3. Average measurements: RBW = 1MHz, VBW = 10 Hz, Sweep: Auto.
4. “ * ”, means this data is the worst emission level.
5. Measurement Level = Reading Level + Correction Factor.
6. The average measurement was not performed when the peak measured data is under the limit of average detection.

Product : Klipsch Heritage Wireless TableTop Bluetooth Small
 Test Item : Band Edge
 Test Site : No.3 OATS
 Test Mode : Mode 2: Transmit - 3Mbps (8DPSK) (2402MHz)

RF Radiated Measurement (VERTICAL):

Channel No.	Frequency (MHz)	Correct Factor (dB)	Reading Level (dBμV)	Emission Level (dBμV/m)	Peak Limit (dBμV/m)	Average Limit (dBμV/m)	Result
00 (Peak)	2376.100	5.678	42.076	47.753	74.00	54.00	Pass
00 (Peak)	2390.000	5.881	40.134	46.016	74.00	54.00	Pass
00 (Peak)	2400.000	6.035	73.716	79.751	74.00	54.00	Pass
00 (Peak)	2401.900	6.063	97.521	103.584	--	--	--
00 (Average)	2390.000	5.881	28.491	34.373	74.00	54.00	Pass
00 (Average)	2400.000	6.035	54.420	60.455	74.00	54.00	Pass
00 (Average)	2401.900	6.063	81.497	87.560	--	--	--

Figure Channel 00: VERTICAL (Peak)

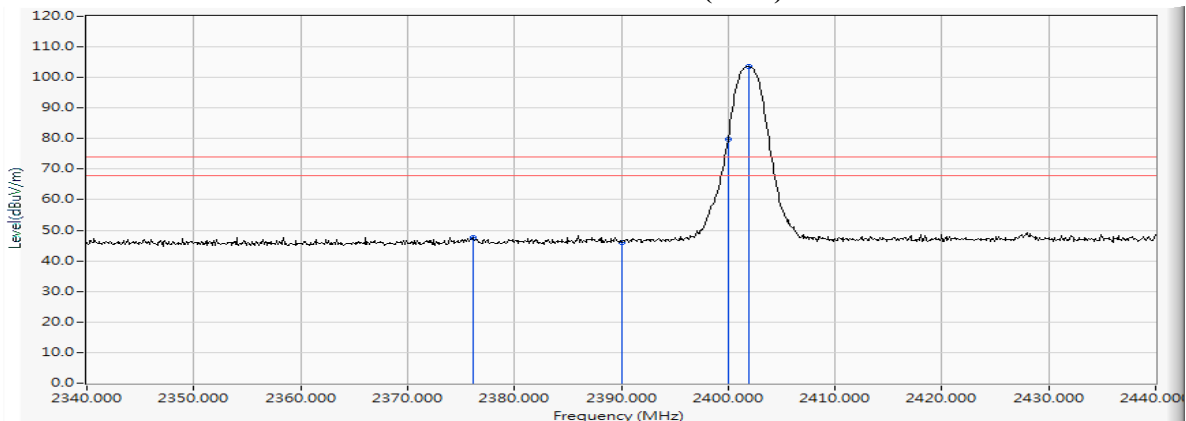
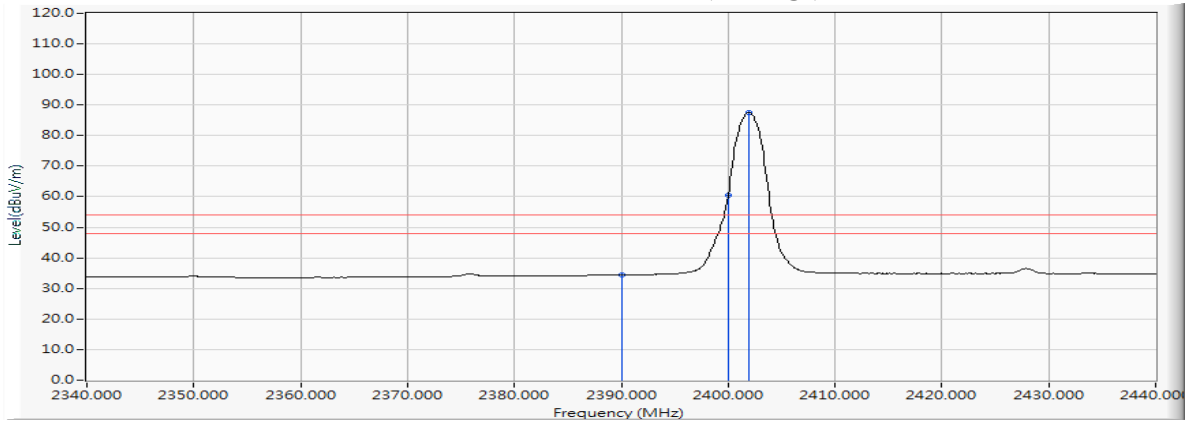


Figure Channel 00: VERTICAL (Average)



Note:

1. All readings above 1GHz are performed with peak and/or average measurements as necessary.
2. Peak measurements: RBW = 1MHz, VBW = 3 MHz, Sweep: Auto.
3. Average measurements: RBW = 1MHz, VBW = 10 Hz, Sweep: Auto.
4. “ * ”, means this data is the worst emission level.
5. Measurement Level = Reading Level + Correction Factor.
6. The average measurement was not performed when the peak measured data is under the limit of average detection.

Product : Klipsch Heritage Wireless TableTop Bluetooth Small
 Test Item : Band Edge
 Test Site : No.3 OATS
 Test Mode : Mode 2: Transmit - 3Mbps (8DPSK) (2480MHz)

RF Radiated Measurement (Horizontal):

Channel No.	Frequency (MHz)	Correct Factor (dB)	Reading Level (dBμV)	Emission Level (dBμV/m)	Peak Limit (dBμV/m)	Average Limit (dBμV/m)	Result
78 (Peak)	2479.900	5.806	94.118	99.924	--	--	Pass
78 (Peak)	2483.500	5.845	46.923	52.768	74.00	54.00	Pass
78 (Average)	2479.900	5.806	78.626	84.432	--	--	Pass
78 (Average)	2483.500	5.845	30.751	36.596	74.00	54.00	Pass

Figure Channel 00: Horizontal (Peak)

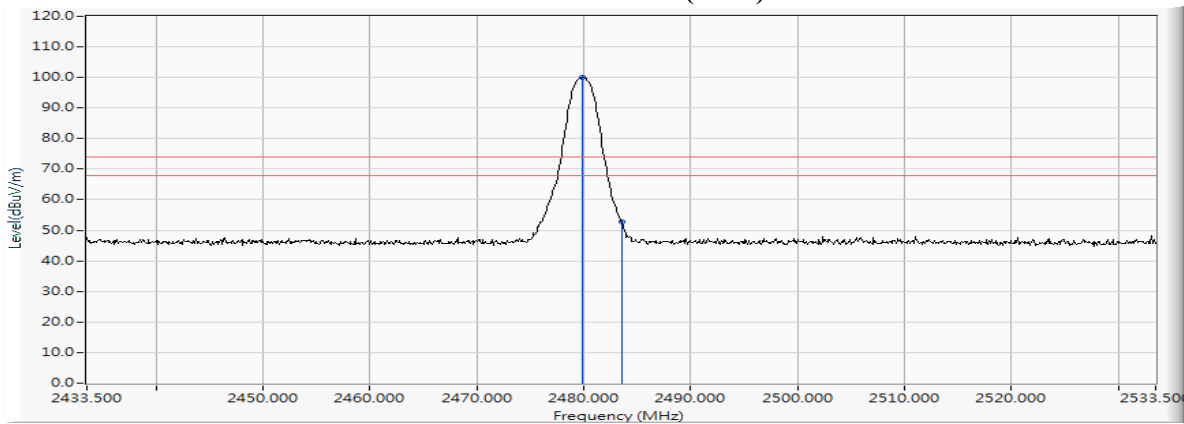
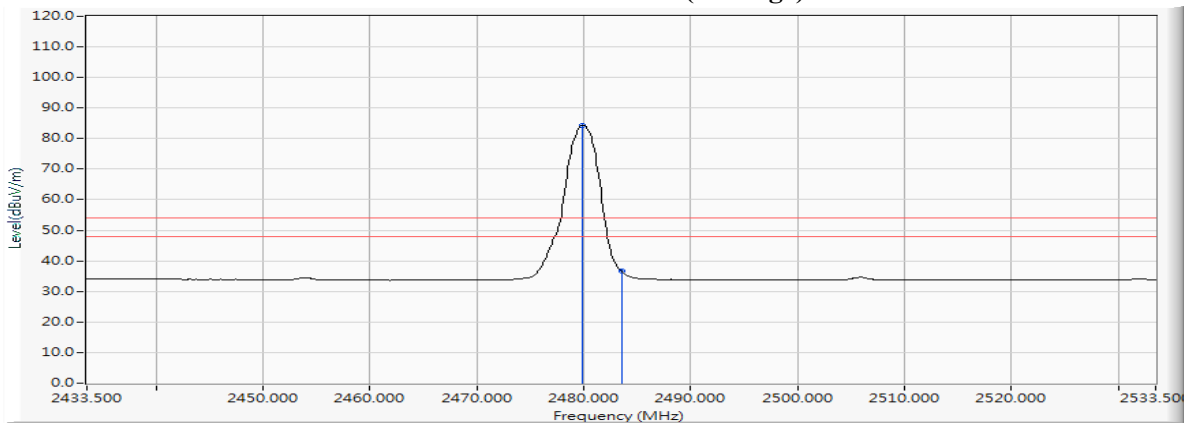


Figure Channel 00: Horizontal (Average)



Note:

1. All readings above 1GHz are performed with peak and/or average measurements as necessary.
2. Peak measurements: RBW = 1MHz, VBW = 3 MHz, Sweep: Auto.
3. Average measurements: RBW = 1MHz, VBW = 10 Hz, Sweep: Auto.
4. “ * ”, means this data is the worst emission level.
5. Measurement Level = Reading Level + Correction Factor.
6. The average measurement was not performed when the peak measured data is under the limit of average detection.

Product : Klipsch Heritage Wireless TableTop Bluetooth Small
 Test Item : Band Edge
 Test Site : No.3 OATS
 Test Mode : Mode 2: Transmit - 3Mbps (8DPSK) (2480MHz)

RF Radiated Measurement (VERTICAL):

Channel No.	Frequency (MHz)	Correct Factor (dB)	Reading Level (dBμV)	Emission Level (dBμV/m)	Peak Limit (dBμV/m)	Average Limit (dBμV/m)	Result
78 (Peak)	2479.900	5.806	98.438	104.244	--	--	Pass
78 (Peak)	2483.500	5.845	50.261	56.106	74.00	54.00	Pass
78 (Average)	2479.900	5.806	82.115	87.921	--	--	Pass
78 (Average)	2483.500	5.845	32.841	38.686	74.00	54.00	Pass

Figure Channel 78: VERTICAL (Peak)

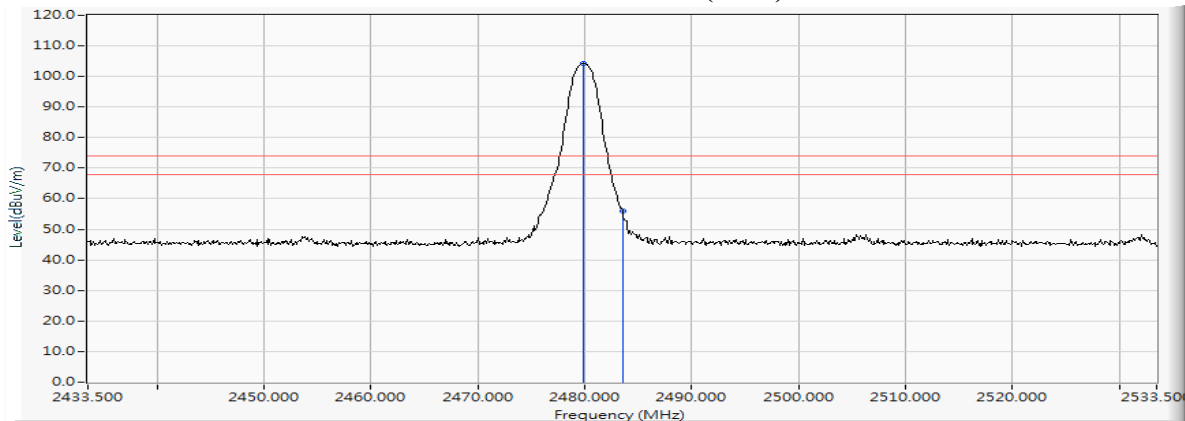
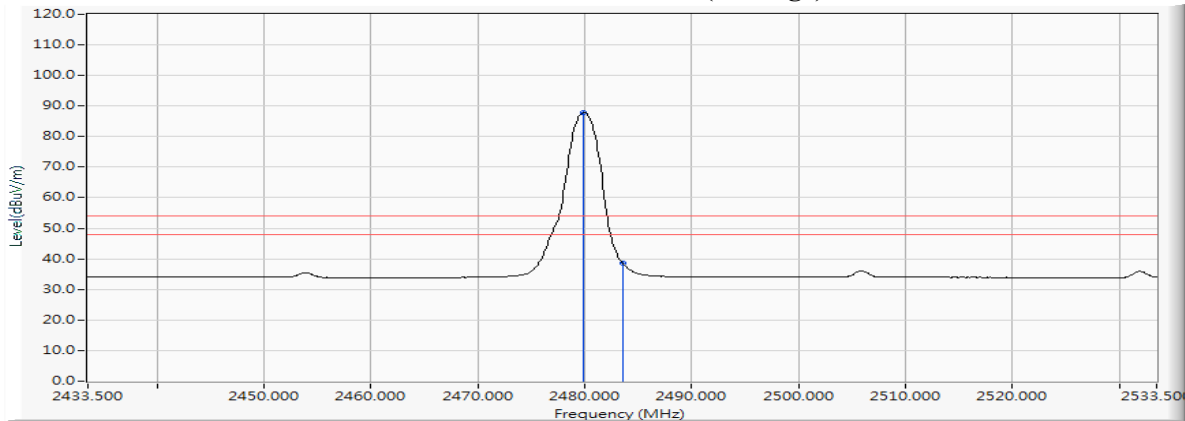


Figure Channel 78: VERTICAL (Average)



Note:

1. All readings above 1GHz are performed with peak and/or average measurements as necessary.
2. Peak measurements: RBW = 1MHz, VBW = 3 MHz, Sweep: Auto.
3. Average measurements: RBW = 1MHz, VBW = 10 Hz, Sweep: Auto.
4. “ * ”, means this data is the worst emission level.
5. Measurement Level = Reading Level + Correction Factor.
6. The average measurement was not performed when the peak measured data is under the limit of average detection.

Product : Klipsch Heritage Wireless TableTop Bluetooth Small
 Test Item : Band Edge
 Test Site : No.3 OATS
 Test Mode : Mode 1: Transmit - 1Mbps (GFSK)(Hopping off)

Measurement Level	Result
Δ (dB)	
> 20	PASS

Figure Channel 00:

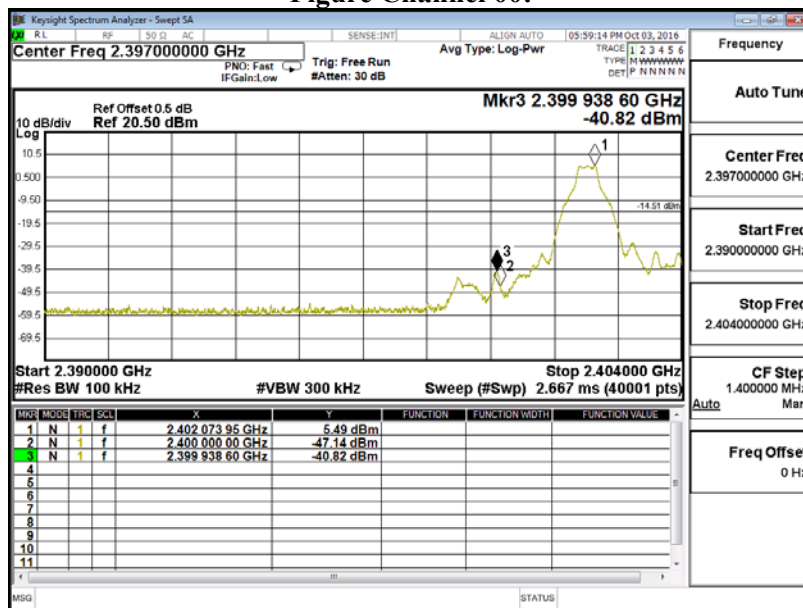
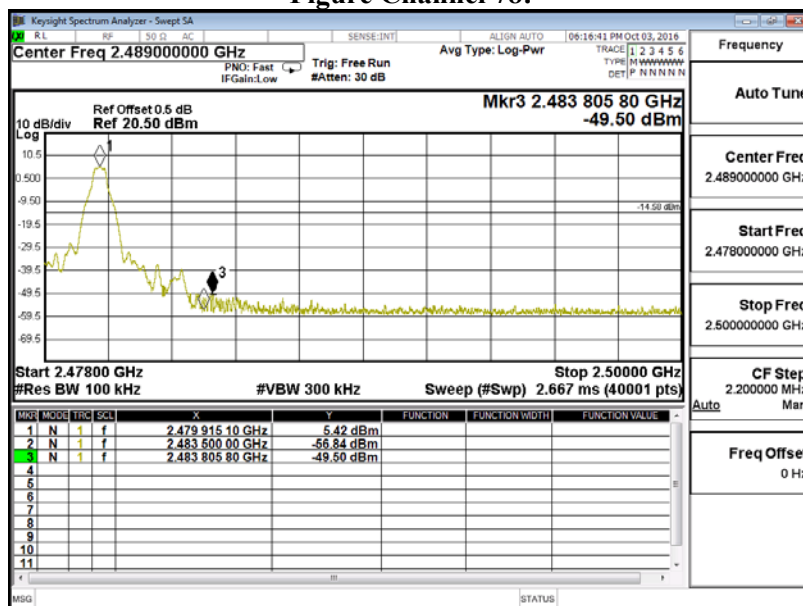


Figure Channel 78:



Product : Klipsch Heritage Wireless TableTop Bluetooth Small
 Test Item : Band Edge
 Test Site : No.3 OATS
 Test Mode : Mode 2: Transmit - 3Mbps (8DPSK) (Hopping off)

Measurement Level	Result
Δ (dB)	
> 20	PASS

Figure Channel 00:

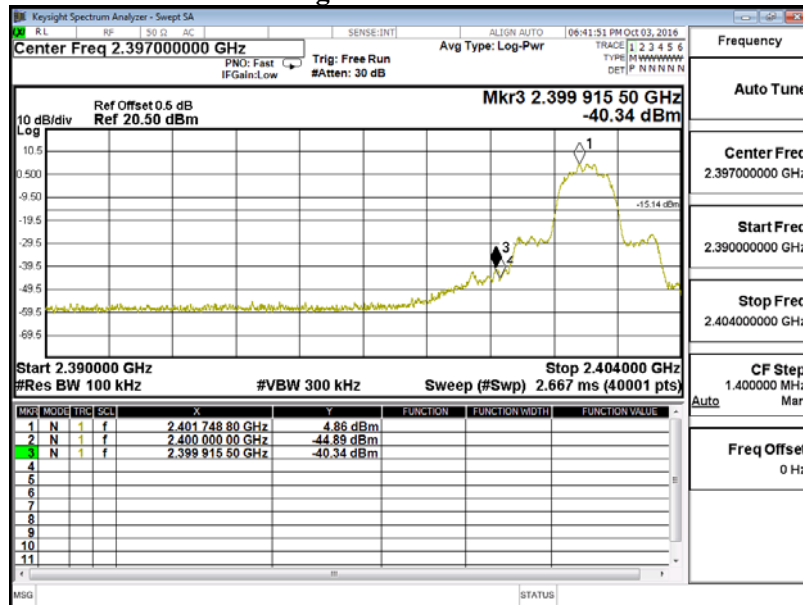
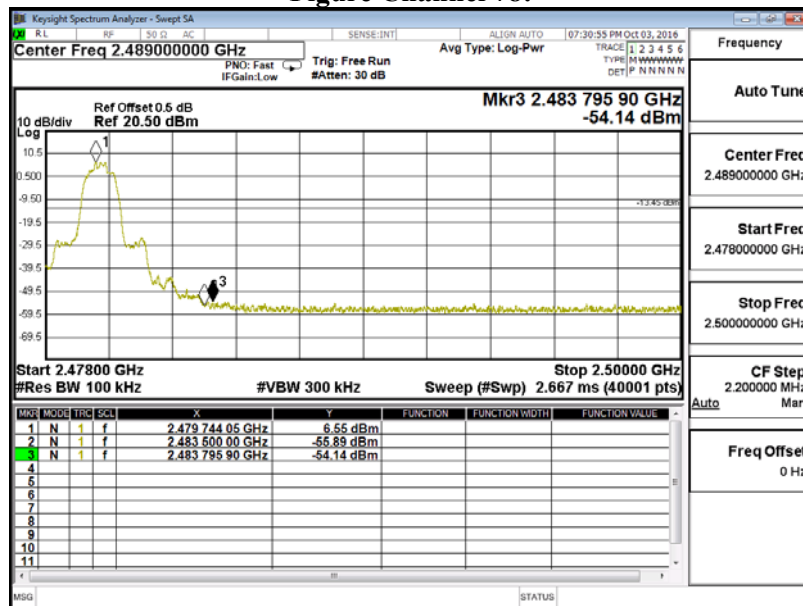


Figure Channel 78:



Product : Klipsch Heritage Wireless TableTop Bluetooth Small
 Test Item : Band Edge
 Test Site : No.3 OATS
 Test Mode : Mode 1: Transmit - 1Mbps (GFSK)(Hopping on)

Measurement Level	Result
Δ (dB)	
> 20	PASS

Figure Channel Hopping:

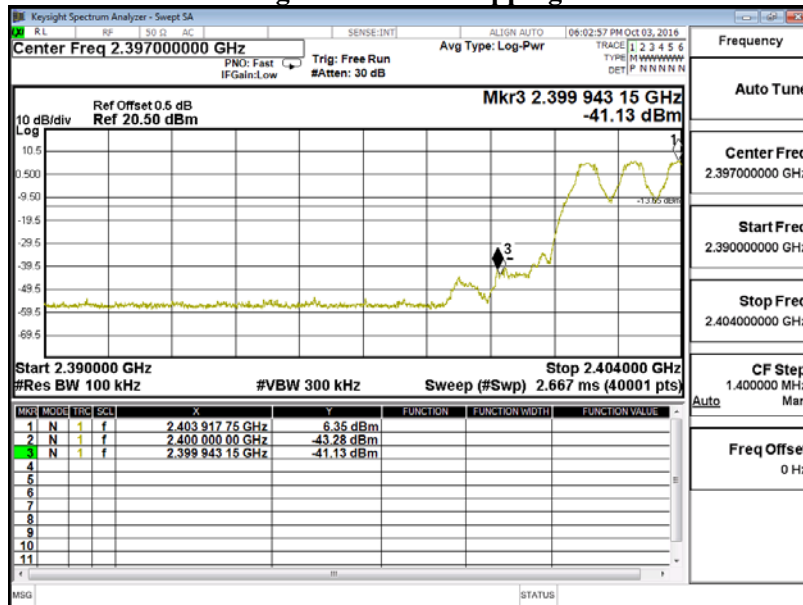
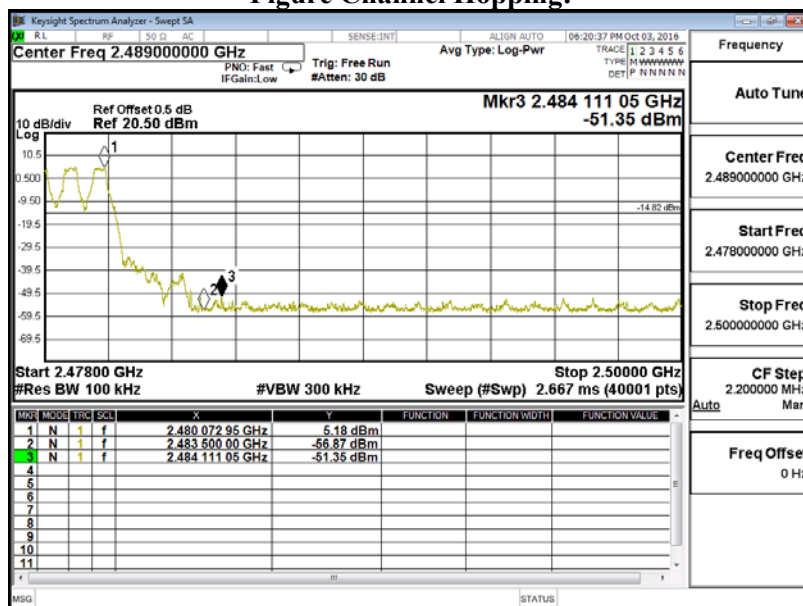


Figure Channel Hopping:



Product : Klipsch Heritage Wireless TableTop Bluetooth Small
 Test Item : Band Edge
 Test Site : No.3 OATS
 Test Mode : Mode 2: Transmit - 3Mbps (8DPSK) (Hopping on)

Measurement Level	Result
Δ (dB)	
> 20	PASS

Figure Channel Hopping:

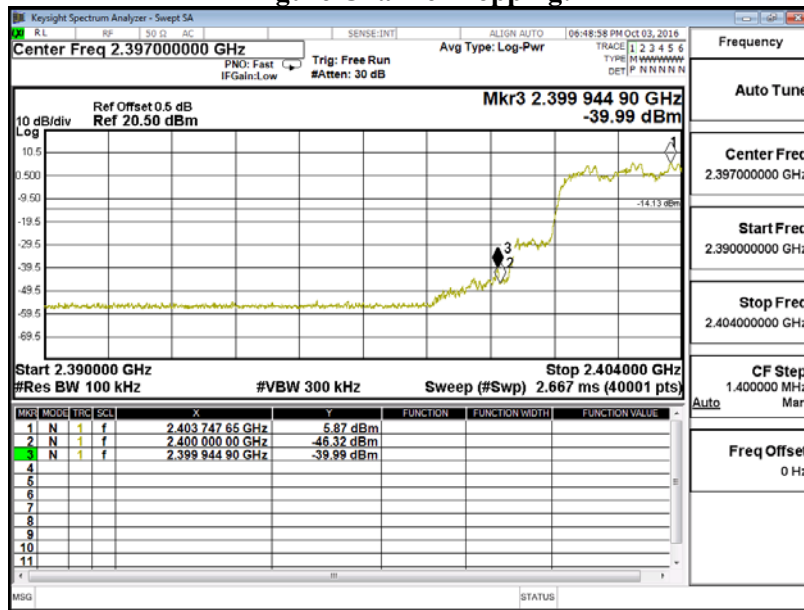
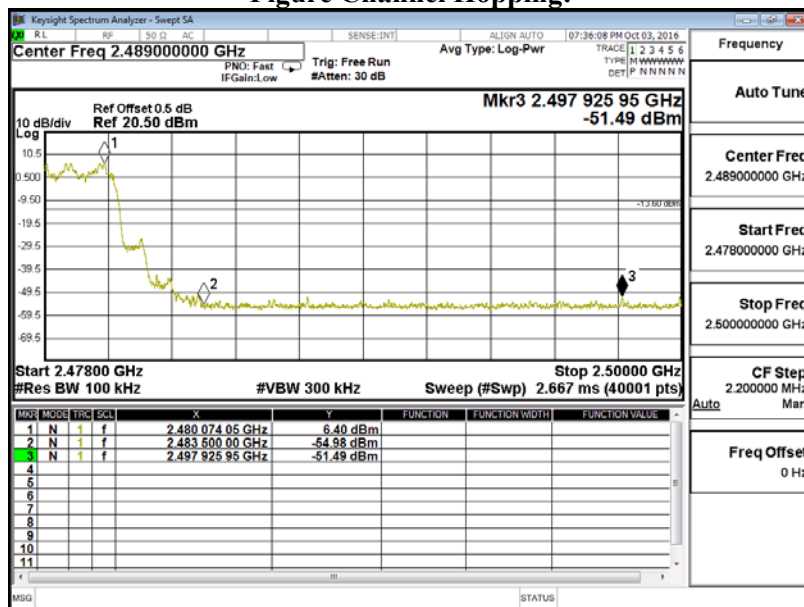
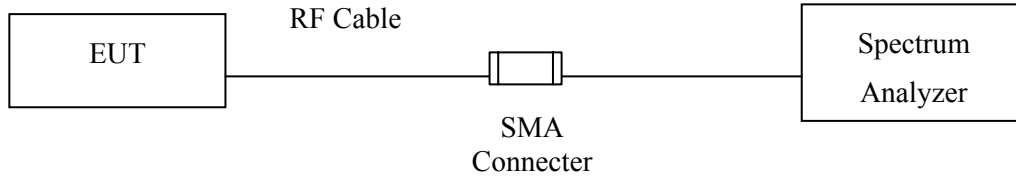


Figure Channel Hopping:



7. Channel Number

7.1. Test Setup



7.2. Limit

Frequency hopping systems operating in the 2400-2483.5 MHz bands shall use at least 75 hopping frequencies.

7.3. Test Procedure

The EUT was setup to ANSI C63.4, 2014; tested to FHSS test procedure of FCC Public Notice DA 00-705 for compliance to FCC 47CFR 15.247 requirements.

7.4. Uncertainty

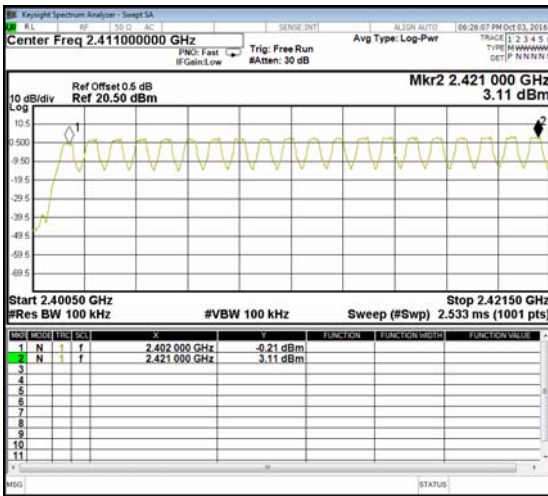
N/A

7.5. Test Result of Channel Number

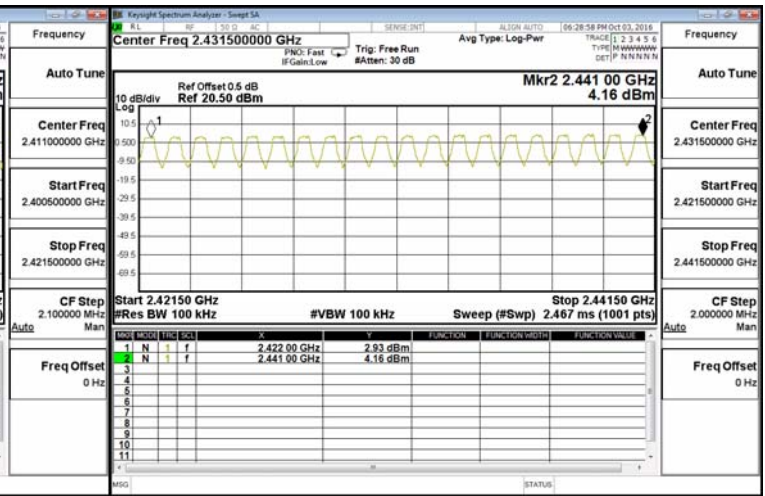
Product : Klipsch Heritage Wireless TableTop Bluetooth Small
 Test Item : Channel Number
 Test Site : No.3 OATS
 Test Mode : Mode 1: Transmit - 1Mbps (GFSK)

Frequency Range (MHz)	Measurement (Hopping Channel)	Required Limit (Hopping Channel)	Result
2402 ~ 2480	79	>75	Pass

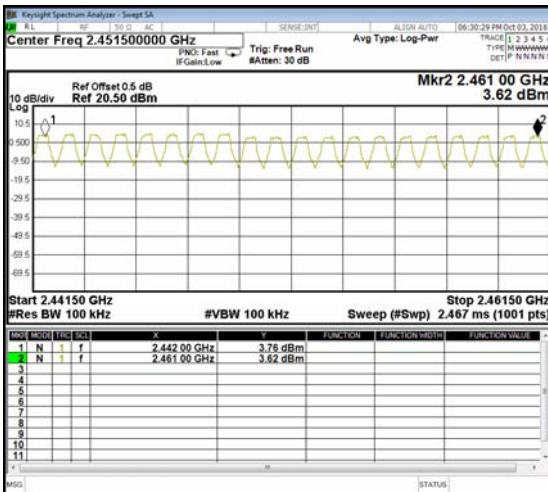
2402-2421MHz



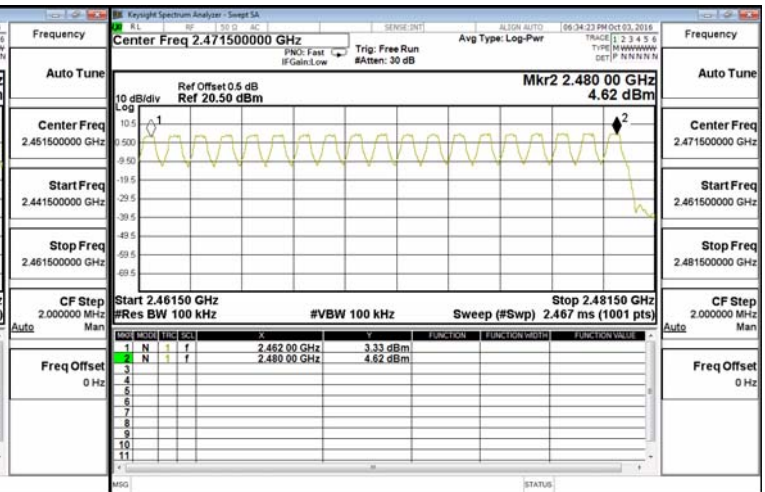
2422-2441MHz



2442-2461MHz



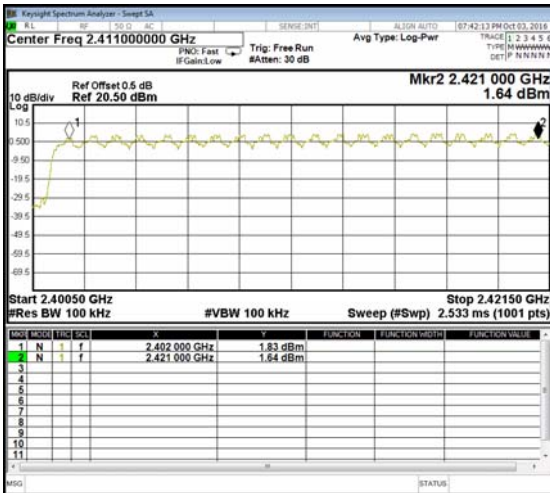
2462-2480MHz



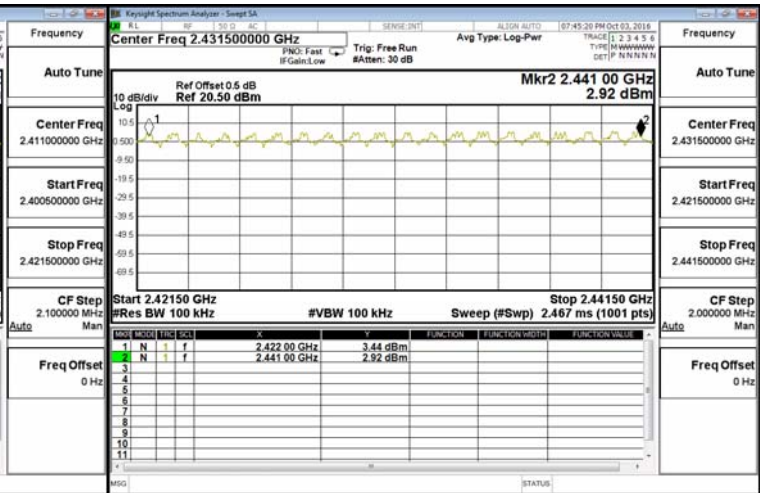
Product : Klipsch Heritage Wireless TableTop Bluetooth Small
 Test Item : Channel Number
 Test Site : No.3 OATS
 Test Mode : Mode 2: Transmit - 3Mbps (8DPSK)

Frequency Range (MHz)	Measurement (Hopping Channel)	Required Limit (Hopping Channel)	Result
2402 ~ 2480	79	>75	Pass

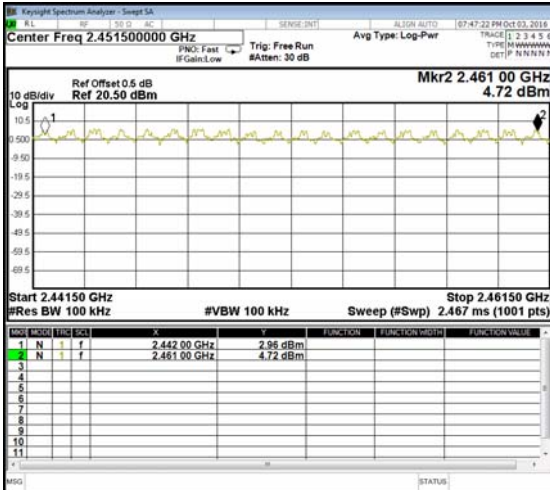
2402-2421MHz



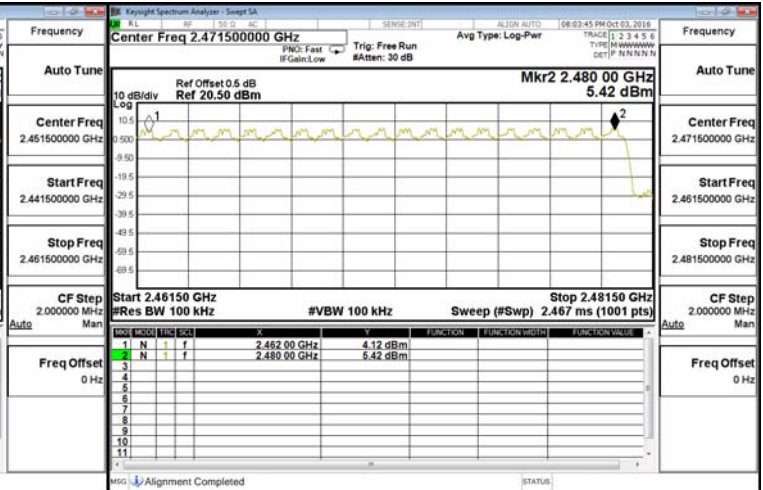
2422-2441MHz



2442-2461MHz

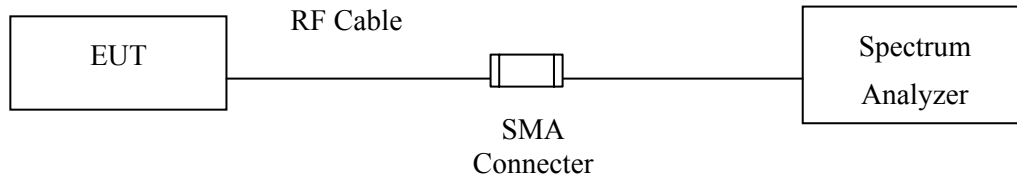


2462-2480MHz



8. Channel Separation

8.1. Test Setup



8.2. Limit

Frequency hopping systems shall have hopping channel carrier frequencies separated by a minimum of 25 kHz or the 20 dB bandwidth of the hopping channel, whichever is greater.

8.3. Test Procedure

The EUT was setup to ANSI C63.4, 2014; tested to FHSS test procedure of FCC Public Notice DA 00-705 for compliance to FCC 47CFR 15.247 requirements.

8.4. Uncertainty

± 283Hz

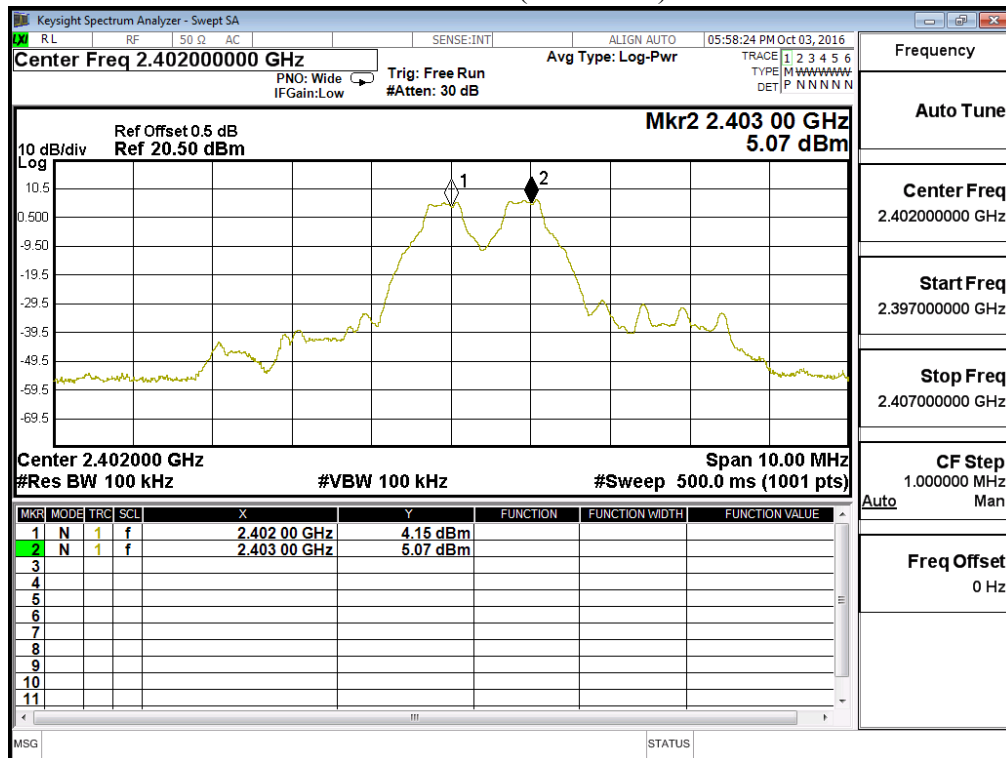
8.5. Test Result of Channel Separation

Product : Klipsch Heritage Wireless TableTop Bluetooth Small
 Test Item : Channel Separation
 Test Site : No.3 OATS
 Test Mode : Mode 1: Transmit - 1Mbps (GFSK)

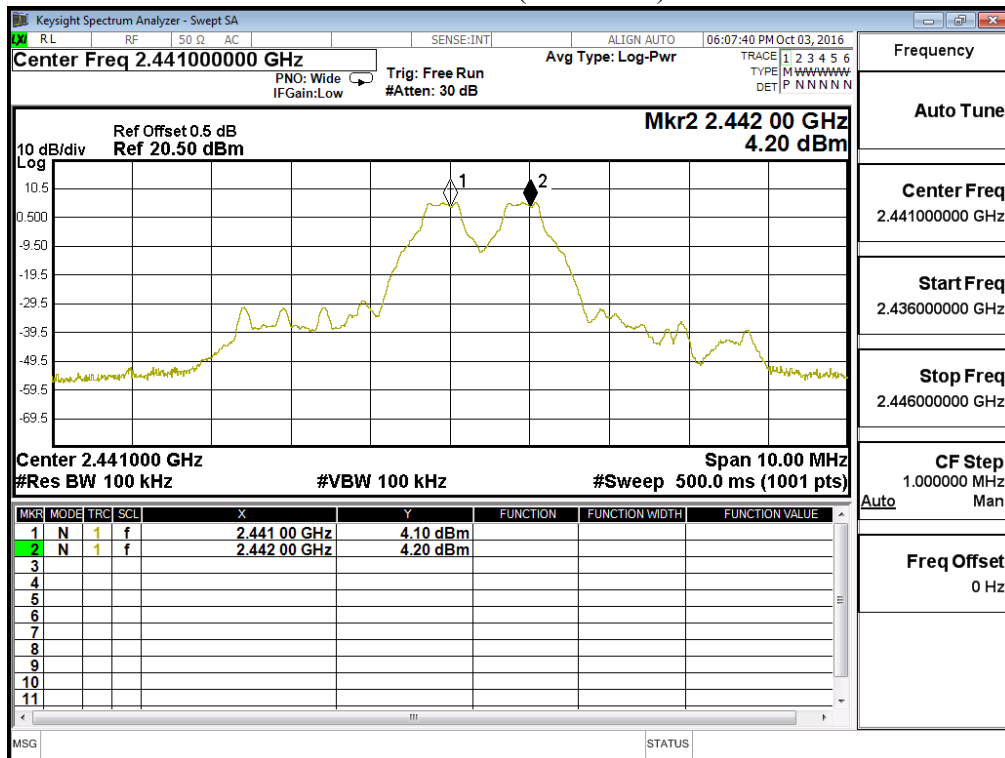
Channel No.	Frequency (MHz)	Measurement Level (kHz)	Limit (kHz)	Limit of (2/3)*20dB Bandwidth (kHz)	Result
00	2402	1000	>25 kHz	634.0	Pass
39	2441	1000	>25 kHz	634.0	Pass
78	2480	1000	>25 kHz	636.0	Pass

NOTE: The 20dB Bandwidth is refer to section 10.

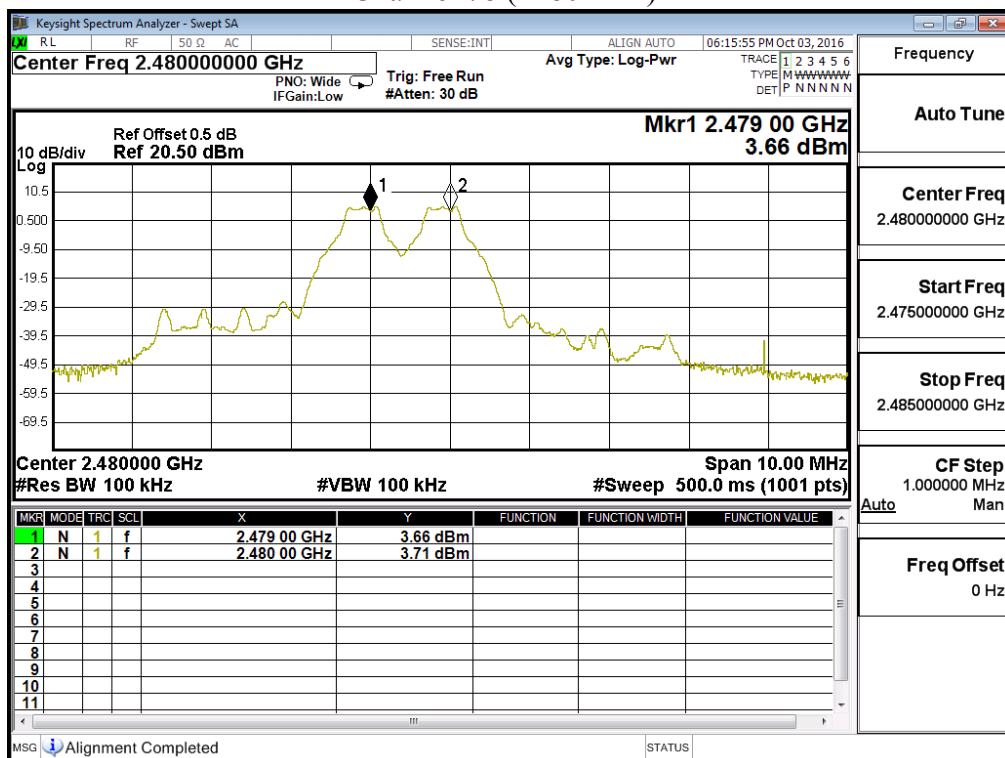
Channel 00 (2402MHz)



Channel 39 (2441MHz)



Channel 78 (2480MHz)

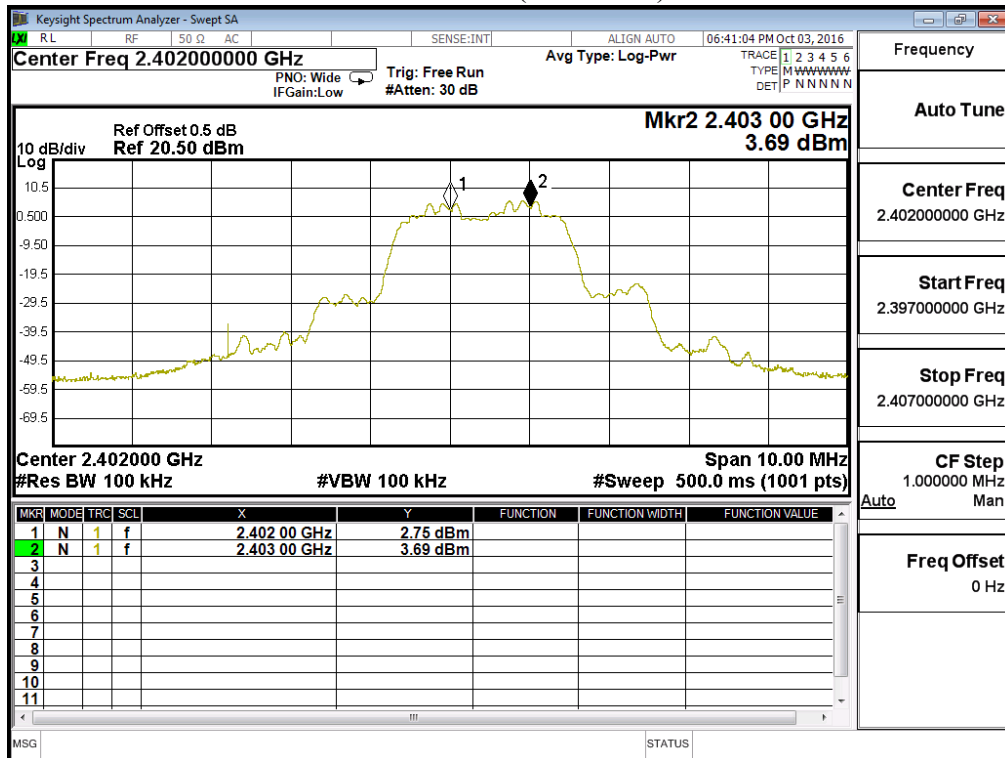


Product : Klipsch Heritage Wireless TableTop Bluetooth Small
 Test Item : Channel Separation
 Test Site : No.3 OATS
 Test Mode : Mode 2: Transmit - 3Mbps (8DPSK)

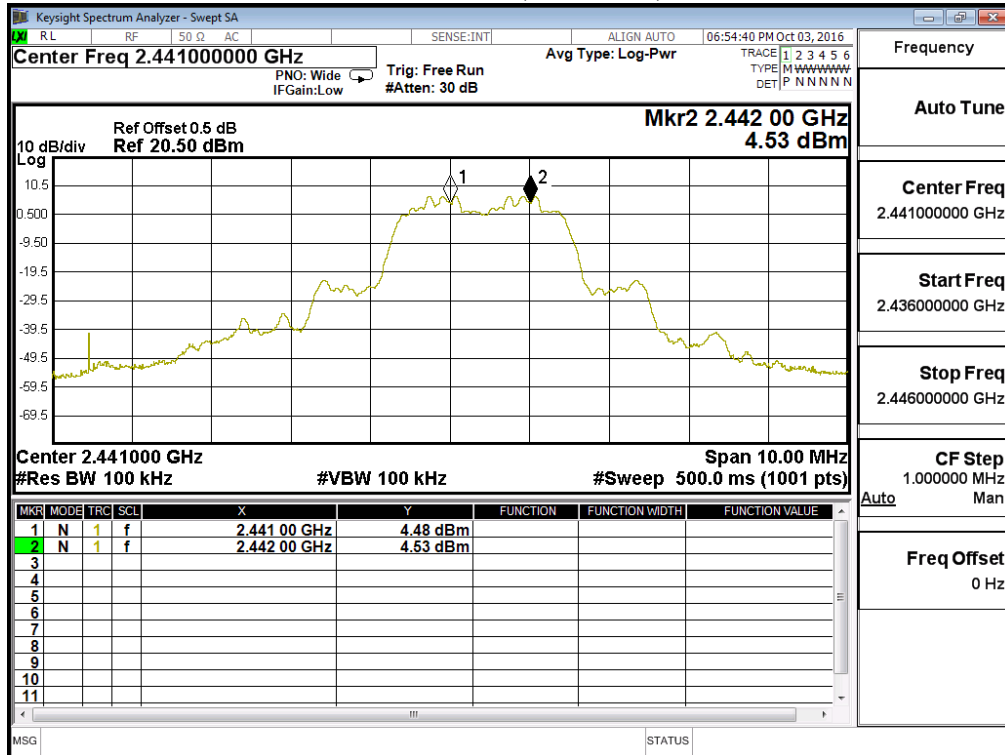
Channel No.	Frequency (MHz)	Measurement Level (kHz)	Limit (kHz)	Limit of (2/3)*20dB Bandwidth (kHz)	Result
00	2402	1000	>25 kHz	846.0	Pass
39	2441	1000	>25 kHz	846.0	Pass
78	2480	1000	>25 kHz	844.0	Pass

NOTE: The 20dB Bandwidth is refer to section 10.

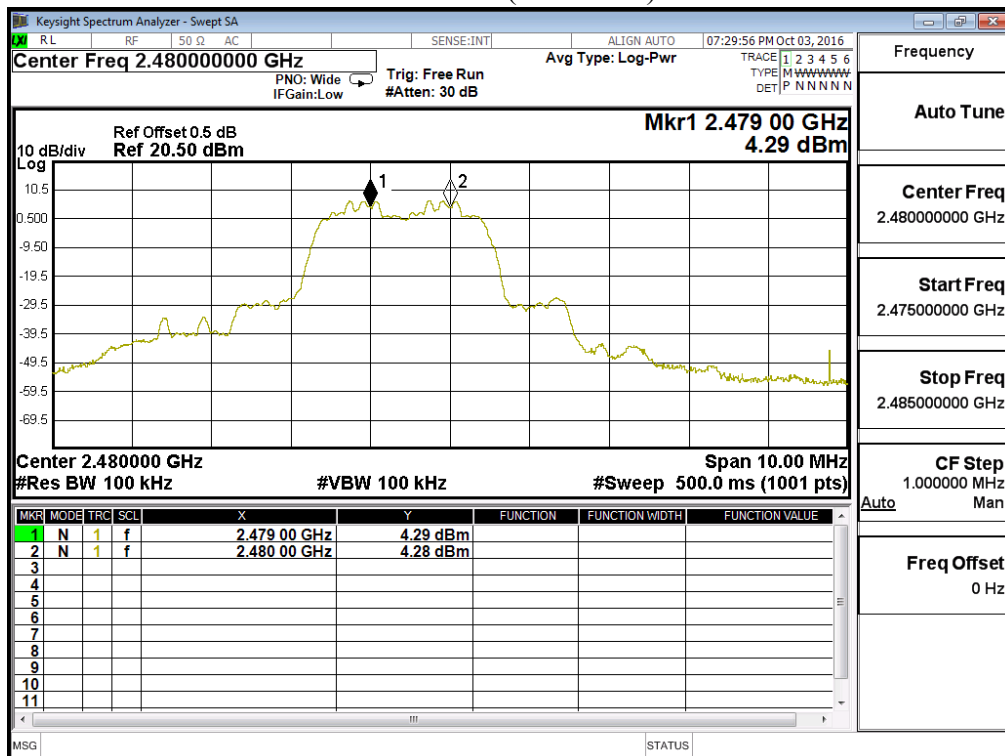
Channel 00 (2402MHz)



Channel 39 (2441MHz)

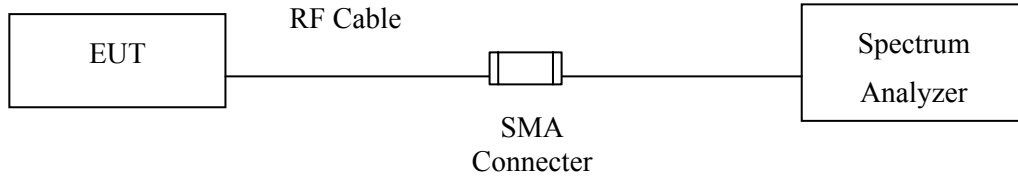


Channel 78 (2480MHz)



9. Dwell Time

9.1. Test Setup



9.2. Limit

The dwell time shall be the average time of occupancy on any frequency shall not be greater than 0.4 seconds within a 30 second period.

9.3. Test Procedure

The EUT was setup to ANSI C63.4, 2014; tested to FHSS test procedure of FCC Public Notice DA 00-705 for compliance to FCC 47CFR 15.247 requirements.

9.4. Uncertainty

± 25msec

9.5. Test Result of Dwell Time

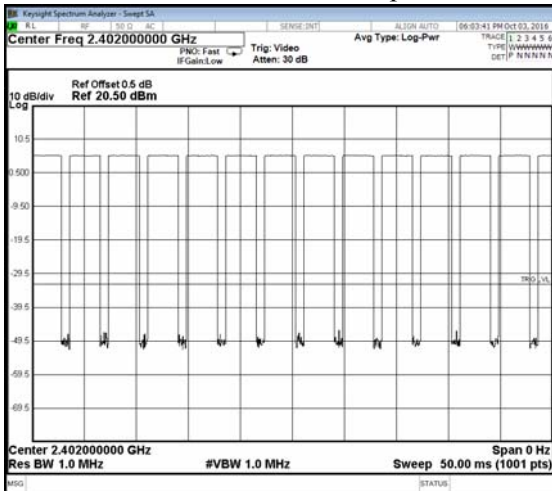
Product : Klipsch Heritage Wireless TableTop Bluetooth Small
 Test Item : Dwell Time
 Test Site : No.3 OATS
 Test Mode : Mode 1: Transmit - 1Mbps (GFSK) (Channel 00,39,78 –DH5)

Frequency (MHz)	Time slot length (ms)	Hopping of Number	Sweep time (ms)	Duty cycle	Dwell Time (Sec)	Limit (Sec)	Result
2402	2.887	13	50	0.75	0.300	0.4	Pass
2441	2.887	13	50	0.75	0.300	0.4	Pass
2480	2.887	13	50	0.75	0.300	0.4	Pass

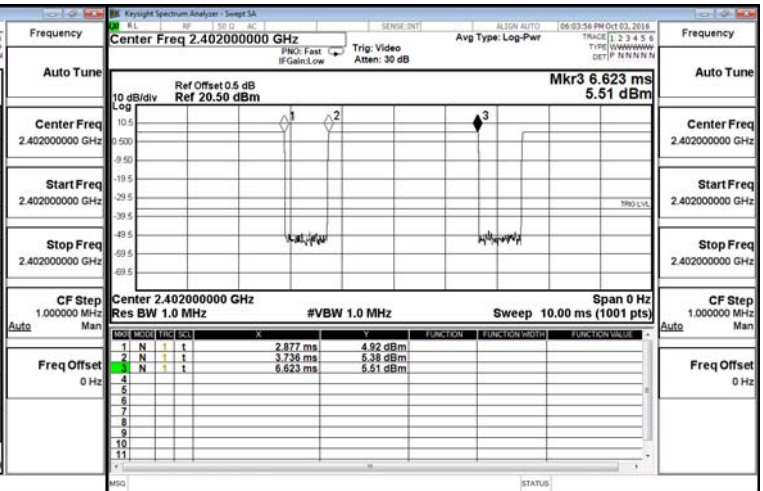
Duty cycle = ((Time slot length(ms)*Hopping of Number) / Sweep time (ms))

Dwell time = (Duty cycle /79) * (79*0.4)

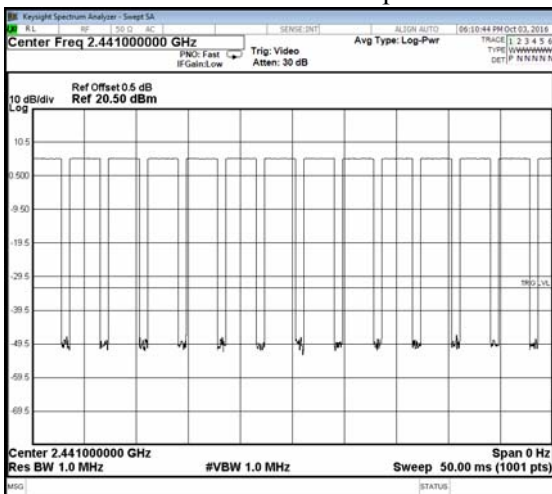
CH 00 Time Interval between hops



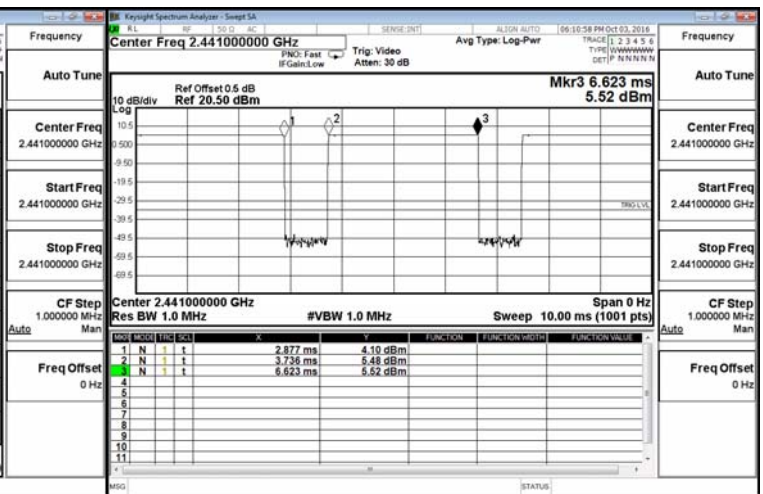
CH 00 Transmission Time



CH39 Time Interval between hops

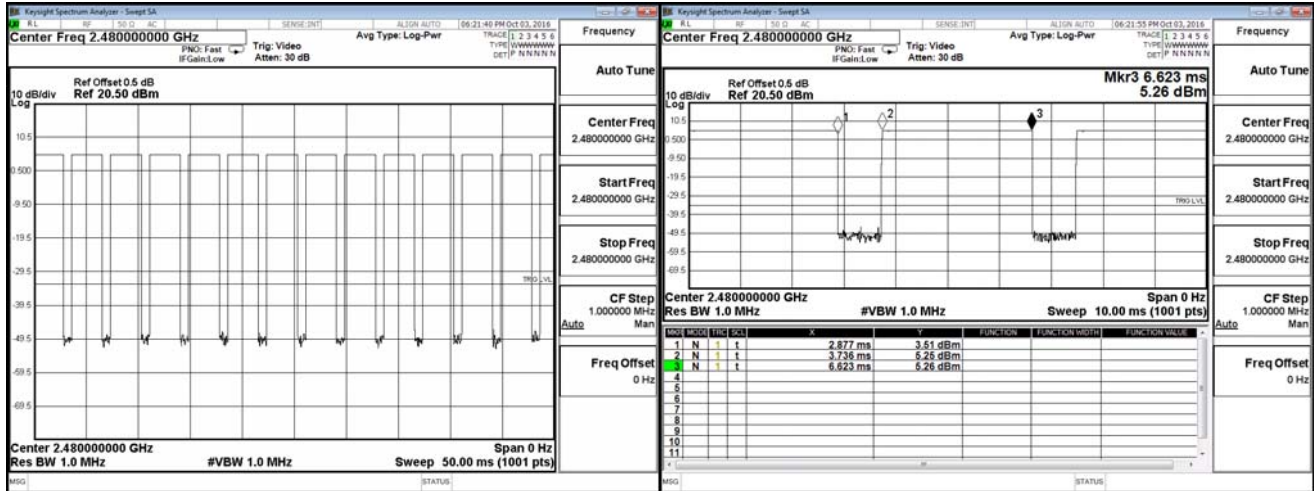


CH 39 Transmission Time



CH 78 Time Interval between hops

CH 78 Transmission Time



Note:

The dwell times of the packet type of DH1, DH3, and DH5 are tested. Only the worst case is shown on the report.

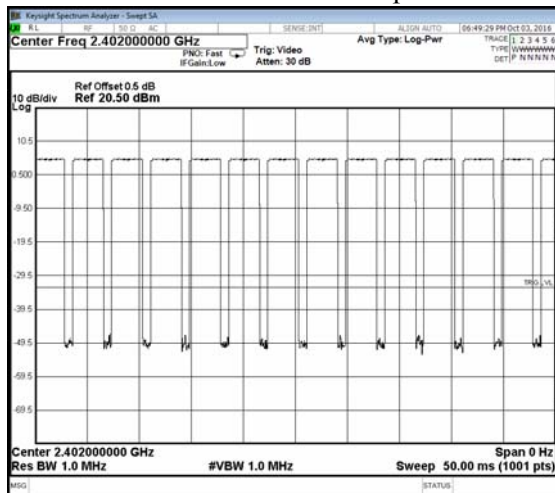
Product : Klipsch Heritage Wireless TableTop Bluetooth Small
 Test Item : Dwell Time
 Test Site : No.3 OATS
 Test Mode : Mode 2: Transmit - 3Mbps (8DPSK) (Channel 00,39,78 –DH5)

Frequency (MHz)	Time slot length (ms)	Hopping of Number	Sweep time (ms)	Duty cycle	Dwell Time (Sec)	Limit (Sec)	Result
2402	2.907	13	50	0.76	0.302	0.4	Pass
2441	2.907	13	50	0.76	0.302	0.4	Pass
2480	2.907	13	50	0.76	0.302	0.4	Pass

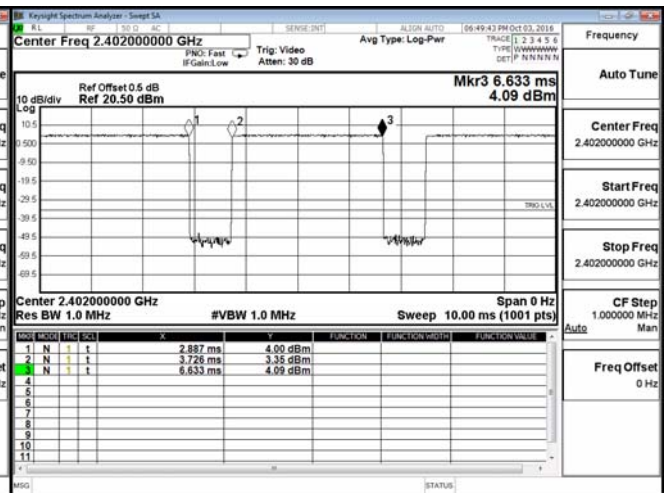
Duty cycle = ((Time slot length(ms)*Hopping of Number) / Sweep time (ms))

Dwell time = (Duty cycle /79) * (79*0.4)

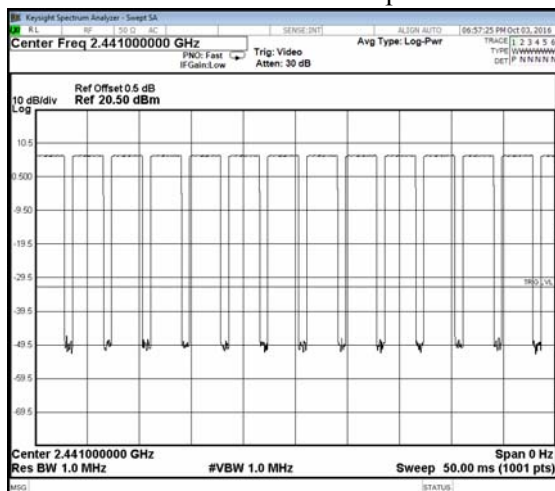
CH 00 Time Interval between hops



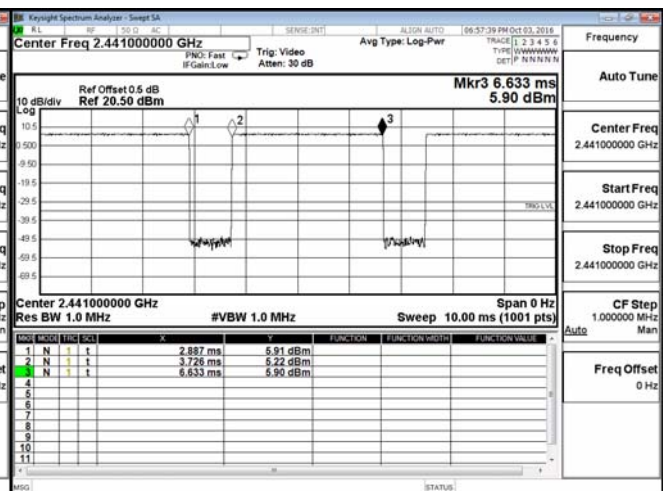
CH 00 Transmission Time



CH39 Time Interval between hops

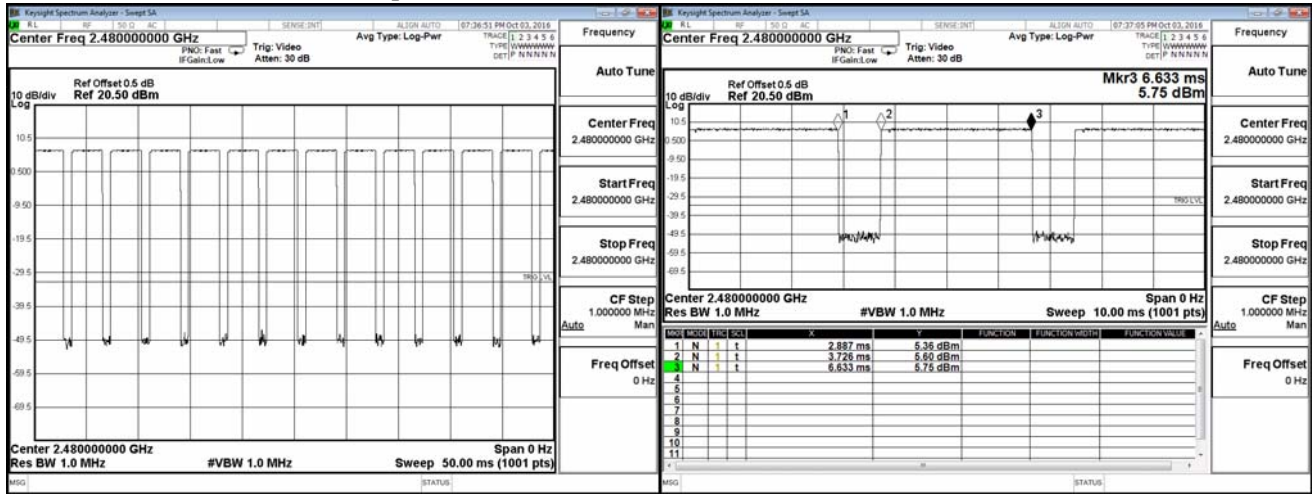


CH 39 Transmission Time



CH 78 Time Interval between hops

CH 78 Transmission Time

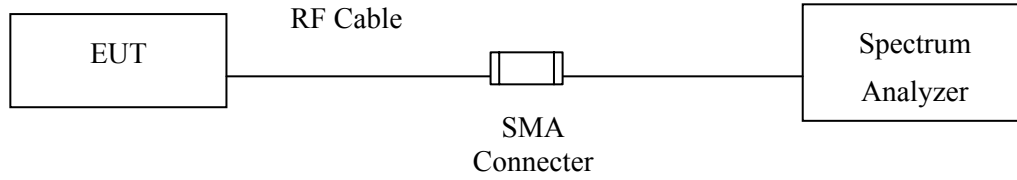


Note:

The dwell times of the packet type of DH1, DH3, and DH5 are tested. Only the worst case is shown on the report.

10. Occupied Bandwidth

10.1. Test Setup



10.2. Limits

N/A

10.3. Test Procedure

The EUT was setup to ANSI C63.4, 2014; tested to FHSS test procedure of FCC Public Notice DA 00-705 for compliance to FCC 47CFR 15.247 requirements.

10.4. Uncertainty

$\pm 283\text{Hz}$

10.5. Test Result of Occupied Bandwidth

Product : Klipsch Heritage Wireless TableTop Bluetooth Small
 Test Item : Occupied Bandwidth Data
 Test Site : No.3 OATS
 Test Mode : Mode 1: Transmit - 1Mbps (GFSK)

Channel No.	Frequency (MHz)	Measurement Level (kHz)	Required Limit (kHz)	Result
00	2402	951	--	NA
39	2441	951	--	NA
78	2480	954	--	NA

Figure Channel 00:

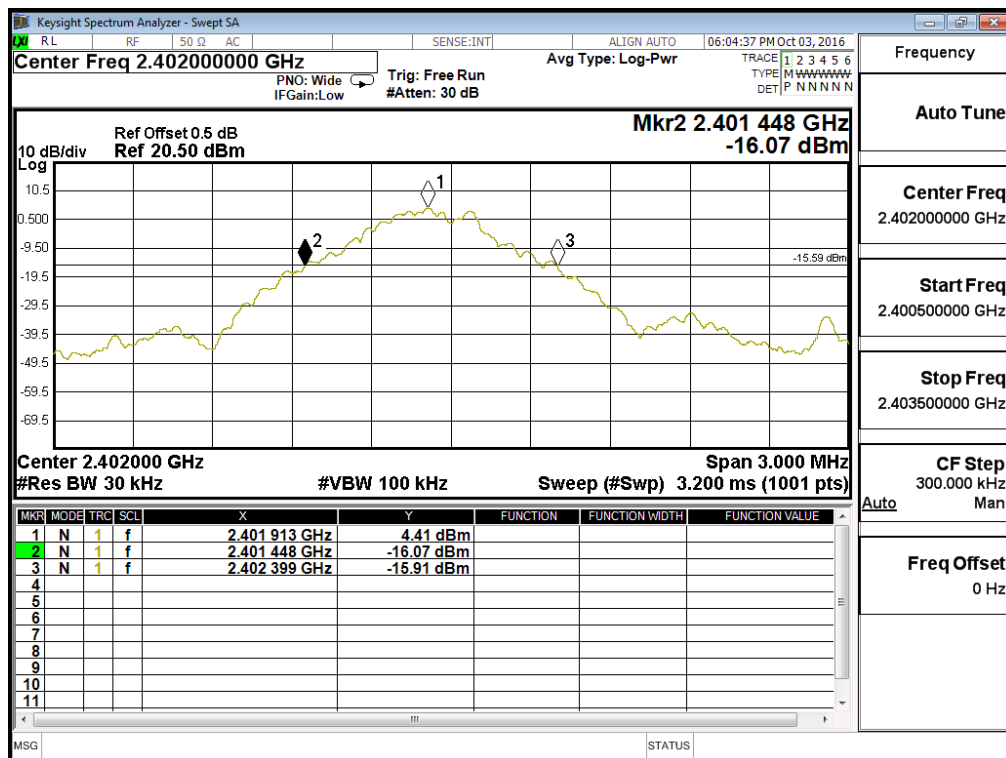


Figure Channel 39:

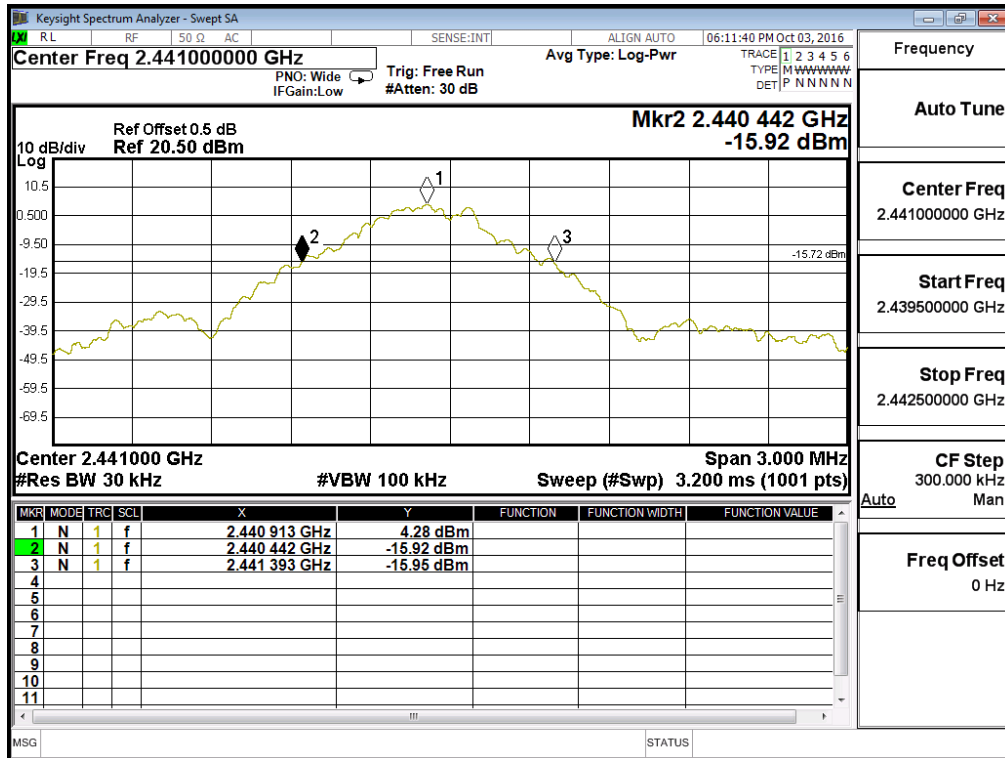
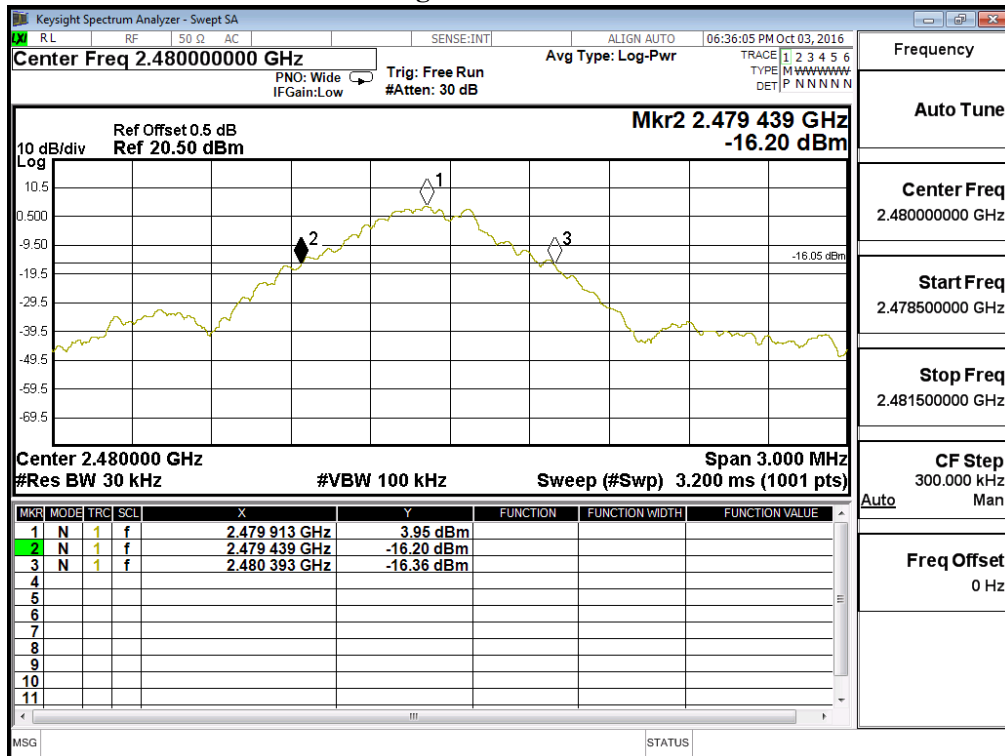


Figure Channel 78:



Product : Klipsch Heritage Wireless TableTop Bluetooth Small
 Test Item : Occupied Bandwidth Data
 Test Site : No.3 OATS
 Test Mode : Mode 2: Transmit - 3Mbps (8DPSK) (2402MHz)

Channel No.	Frequency (MHz)	Measurement Level (kHz)	Required Limit (kHz)	Result
00	2402	1269	--	NA
39	2441	1269	--	NA
78	2480	1266	--	NA

Figure Channel 00:

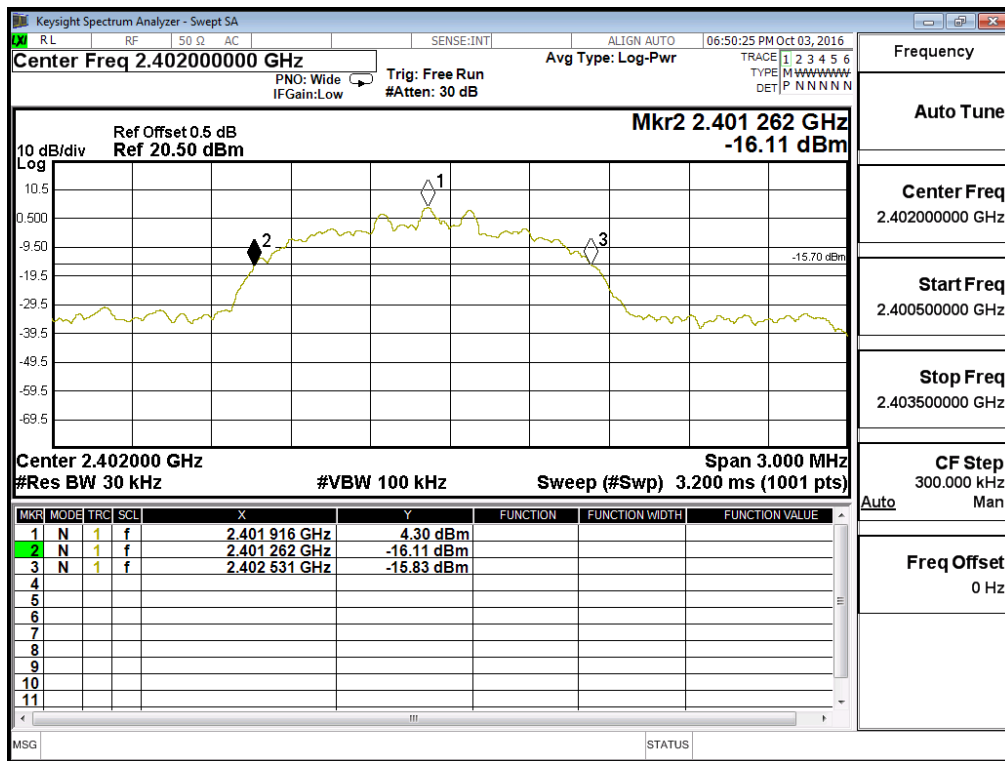


Figure Channel 39:

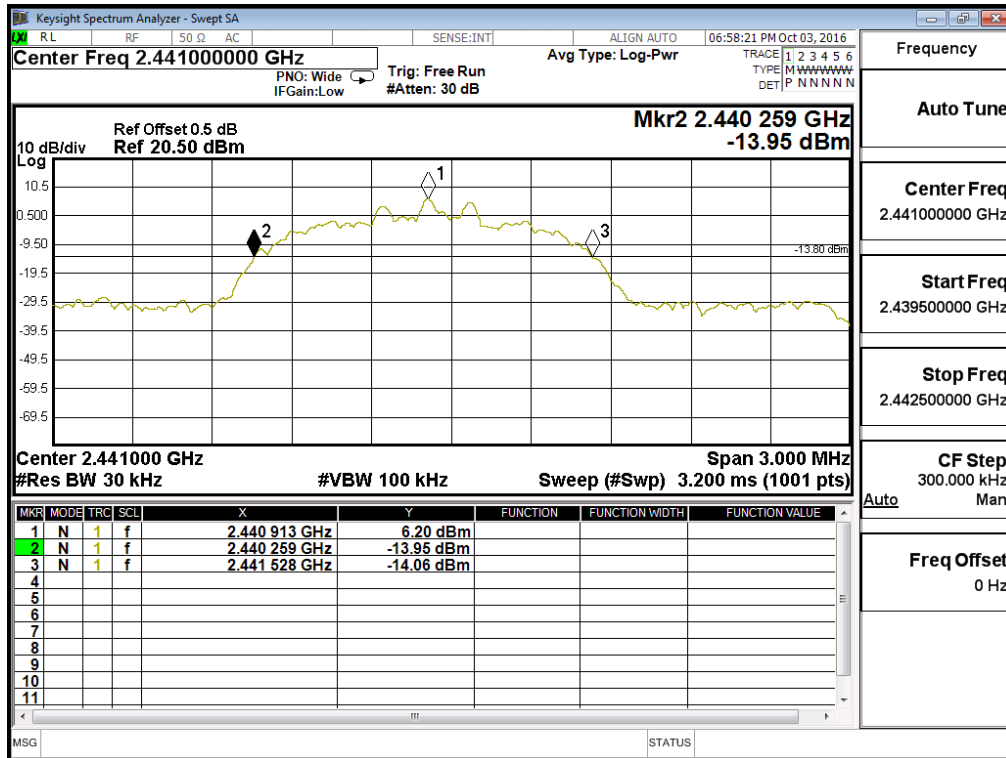
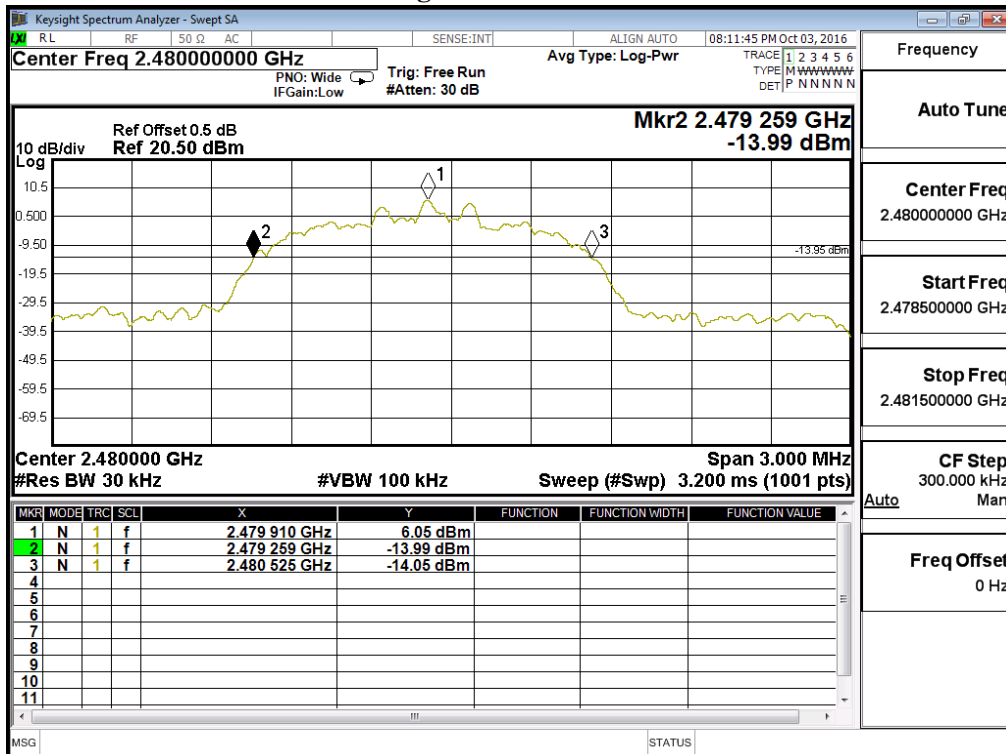


Figure Channel 78:



11. EMI Reduction Method During Compliance Testing

No modification was made during testing.

Attachment 1: EUT Test Photographs

Attachment 2: EUT Detailed Photographs