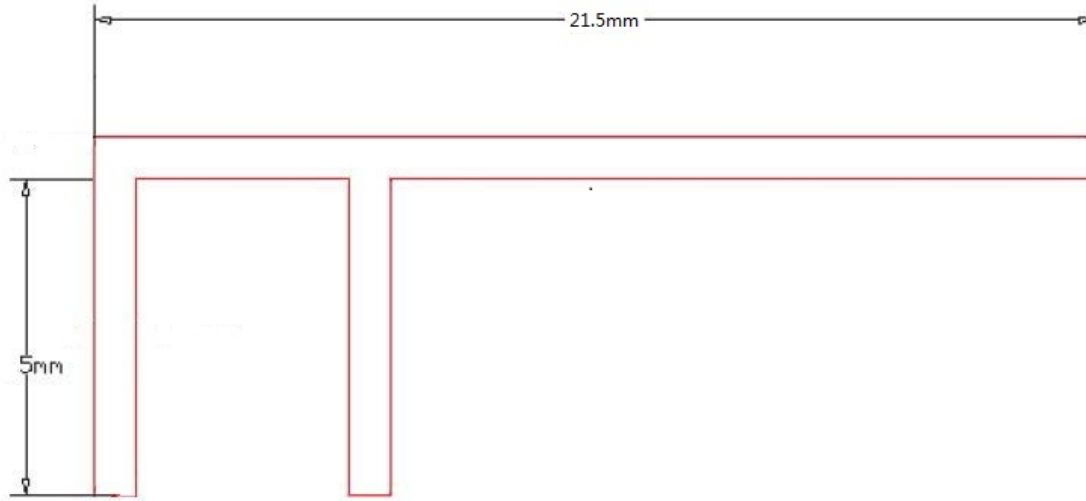


ANTENNA SPECIFICATION

1. 项目信息 Project Information

1.1. 外观尺寸 Appearance and Dimensions



Antenna Describe

Antenna Plate	PCB Antenna
Make Name/Model Name	T2
Antenna Gain	1.31dBi
Frequency Range	2400-2500MHz
Connector Range	Direct
Location of Mearement(Company Name)	Dongguan Meiloon Acoustic Equipments Co., Ltd.

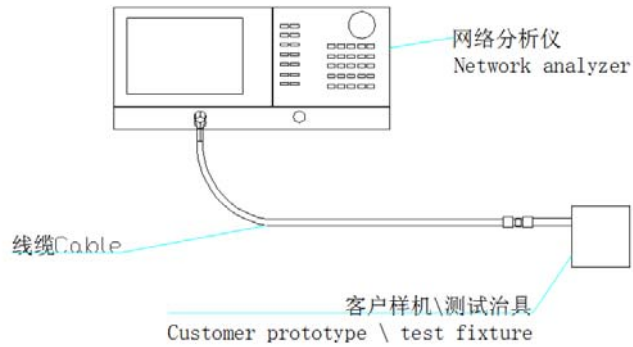
ANTENNA SPECIFICATION

2. 电气性能 Electrical Characteristics

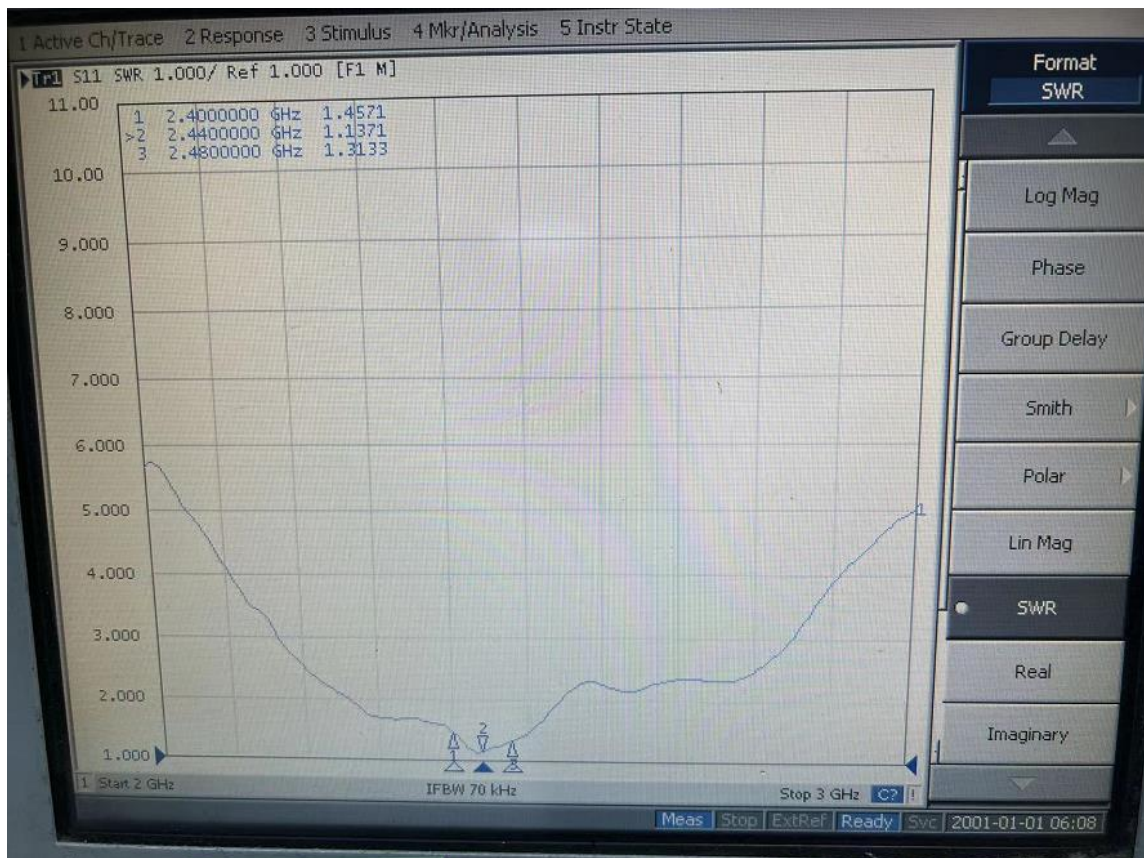
2.1. 测试环境条件 Test Environment Conditions

温度 Temperature	Ordinary Temperature (5 to 35°C)
湿度 Humidity	Ordinary Humidity (25 to 85% RH)

2.2. 测试方法 Measurement method

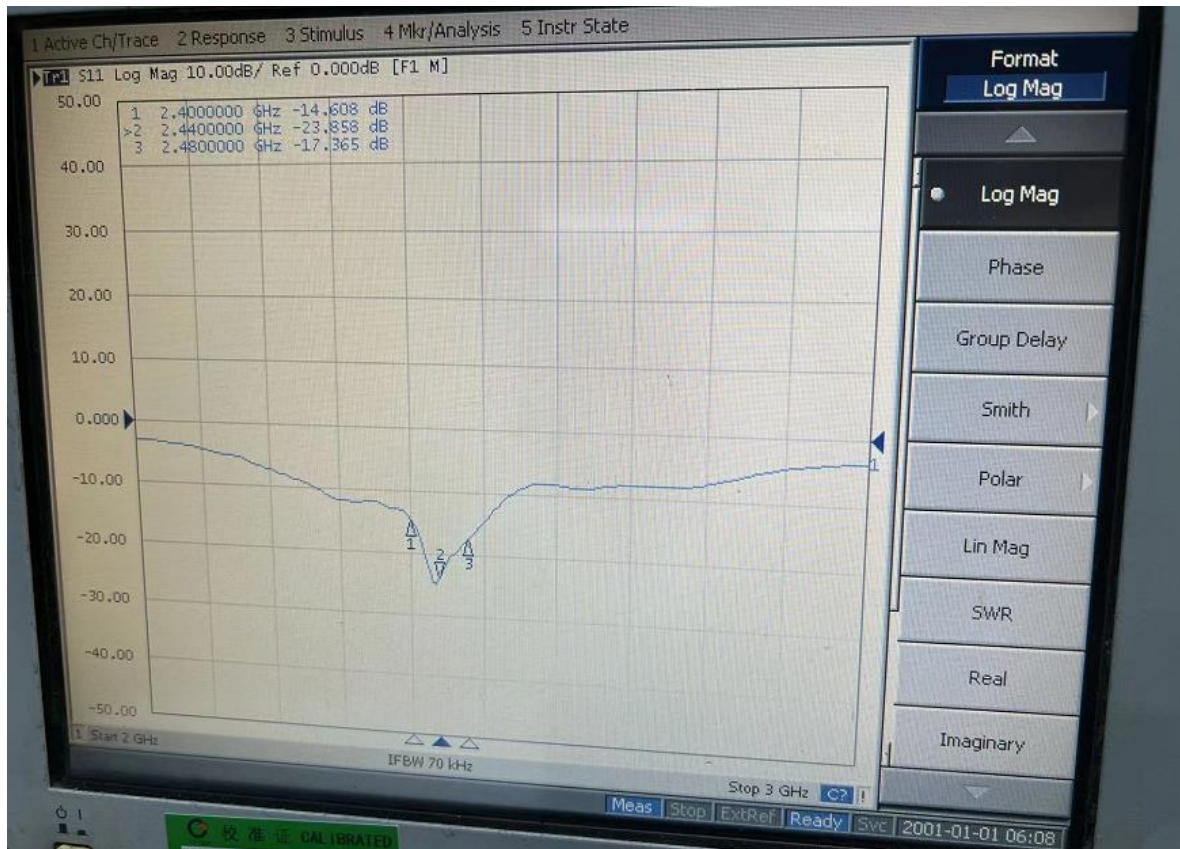


2.2.1. 天线电压驻波比 Antenna VSWR




ANTENNA SPECIFICATION

2.2.2. 天线回波损耗 Antenna Return loss



2.3. 天线无源测试数据 Antenna passive test data

2.3.1. 测试系统 Test system



ANTENNA SPECIFICATION

2.3.2 天线效率及增益 Antenna efficiency and gain

Frequency (MHz)	Gain (dBi)	Efficiency (%)
2400 MHz	0.19	38.13
2410 MHz	0.39	39.62
2420 MHz	0.41	42.95
2430 MHz	1.26	45.54
2440 MHz	1.19	46.48
2450 MHz	1.31	46.59
2460 MHz	0.77	46.48
2470 MHz	0.69	45.71
2480 MHz	0.68	45.25
2490 MHz	0.24	44.62
2500 MHz	0.54	43.86

2.3.2. 天线辐射方向图 Antenna Radiation Pattern

