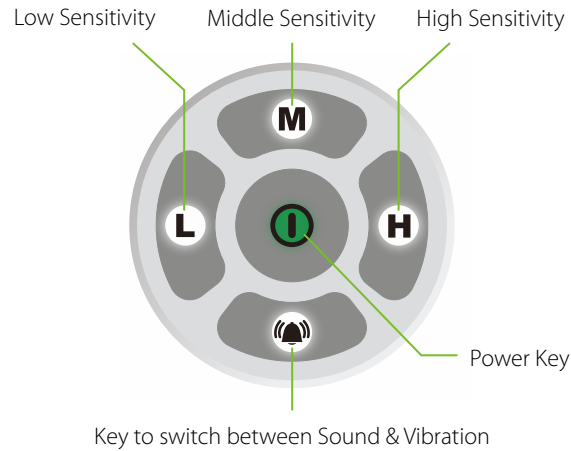


1. Diagram



1. Indicator (alarm, low battery)
2. Volume hole
3. Key combination
4. Handle
5. USB port
6. Battery cover
7. Detection area
8. Battery cover screw
9. Hole for hanging rope

2. Keys and Operation Instructions



This detector has illuminated keys, which indicates its working state.

Power Key: Long press to power on, and in working state long press it to power off. The power indicator flashes once in every 3 seconds in working state.

Sensitivity Key: The sensitivity is divided into 4 levels; low, medium, high, and super high. Select low, medium or high sensitivity by pressing the corresponding sensitivity key, the corresponding indicator flashes once in every 3 seconds. To switch to super high sensitivity, select a sensitivity, and press the sensitivity key again. Three sensitivity indicators won't flash.

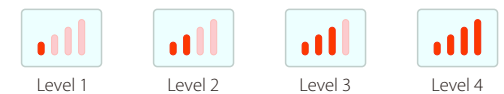
Sound & Vibration key: Press this key to switch between "Sound">"Vibration">"Sound and Vibration" mode. When the indicator doesn't flash, it indicates sound and light alarm mode. When it flashes once in every 3 seconds, it indicates the vibration and light alarm mode. When it flashes once every 1.5 seconds, it indicates the sound, vibration and light alarm mode.

3. Features


1. Digital design and strong anti-interference ability.
2. Easy to use and carry.
3. High sensitivity, Four sensitivity levels.
4. Sound and light alarm.
5. Three alarm modes: Vibration, Sound, vibration and sound.
6. Uses AA battery type which is easily available. 70 hours of continuous operation. (Pay attention to the positive and negative poles while installing the battery)
7. In standby state for more than 2 minutes, it will sleep automatically, and in case of more than 10 minutes of inactivity, it will shut down. Press any button or take it close to any metal to activate it.

4. Indicator Instructions

Alarm indicator: Divided into 4 intensity levels, the larger or closer the metal is during detection, the higher the alarm level.



Low Battery Indicator: The leftmost light flashes quickly when the power is low.



5. Main Parameters

Size: 360x82.5x42.5mm **Weight:** 270g

Power Supply: Two AA batteries.

Power Consumption: <60mW

Material: The cover is mainly ABS and rubber.

Operating Temperature: -10°C ~ +40°C (Relative Humidity:
5 ~ 95%)

FCC Caution:

Any Changes or modifications not expressly approved by the party responsible for compliance could void the user's authority to operate the equipment.

This device complies with part 15 of the FCC Rules. Operation is subject to the following two conditions: This device may not cause harmful interference, and (2) this device must accept any interference received, including interference that may cause undesired operation.

No.32,Pingshan Industrial Avenue,Tangxia Town,
Dongguan City,Guangdong Province,China 523728

Phone : +86 769 - 82109991

Fax : +86 755 - 89602394

www.zkteco.com



User Manual

Hand Held Metal Detector

ZK-D300

Version: 2.1

Date: November 2021