

Appendix A. Test Photos


1. Photographs of Conducted Emissions Test Configuration

Mode 1

FRONT VIEW



REAR VIEW



Mode 1

SIDE VIEW



Mode 2

FRONT VIEW



REAR VIEW



Mode 2

SIDE VIEW



Mode 3

FRONT VIEW



REAR VIEW



Mode 3

SIDE VIEW




1 Photographs of Radiated Emissions Test Configuration

For radiated emissions 9kHz~30MHz

FRONT VIEW




REAR VIEW




For radiated emissions 30MHz~1GHz
Mode 1

FRONT VIEW




REAR VIEW



Mode 1

EUT take a close-up




EUT take a close-up




Mode 2

FRONT VIEW




REAR VIEW



Mode 2

EUT take a close-up




EUT take a close-up




Mode 3

FRONT VIEW




REAR VIEW



Mode 3

EUT take a close-up




EUT take a close-up



For radiated emissions above 1GHz
Mode 1

FRONT VIEW




REAR VIEW



Mode 2

FRONT VIEW




REAR VIEW



Mode 3

FRONT VIEW



REAR VIEW

