

Convenient In-car Bluetooth Receiver with Car Charger

User Manual

BT61Q



Introduction:

Thanks for choosing our Bluetooth receiver with car charger. It works with almost all Bluetooth devices and all cars with a 3.5mm input. Stream audio through 3.5mm input in car stereo and enjoy your favorite music from phone/tablet/MP3. Just plug into your Aux port and sync it with your phone's Bluetooth. To have a better experience, please read this instruction carefully. Dual USB ports QC3.0 & 5V/2.4A to charge the external device.

Packing Contents:

- Bluetooth Receiver with Car Charger
- User Guide

Features

1. Wirelessly transmits phone call or music via Bluetooth and streaming to the car stereo system via an aux cable.
2. Switch to hands-free mode automatically from music streaming status when receiving phone call.
3. Built-in noise cancellation algorithm guarantees clear talking in car.
4. Quick activation of Siri /Google Assistant and etc.
5. One-button to enhance the bass of music
6. Built-in 1M audio & USB power cord.
7. Stick on the car dashboard to operate easily.
8. Bluetooth V5.1 with crystal clear sound quality
9. Dual USB ports for QC3.0 & 5V/2.4A charging.

Specifications

Bluetooth version: JL 5.1

Bluetooth Protocol: AVRCP,HFP,A2DP

Receiver Input: 5V

Charger Input: 12-24V

Charger Output: QC3.0 & 5V/2.4A

Receiver Size: 51.2*30.6*15.4mm

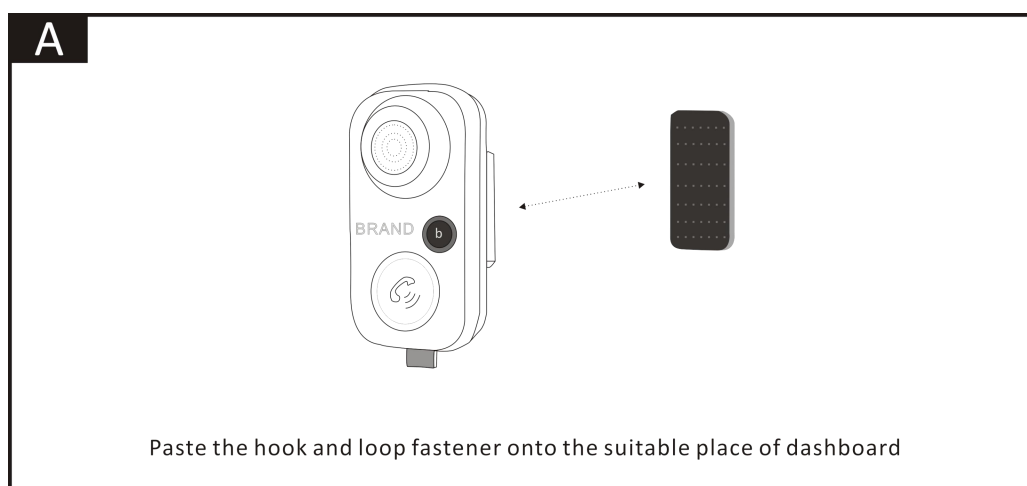
Car Charger Size: L34 * W34 * H73 mm

Length of Cable: 1m

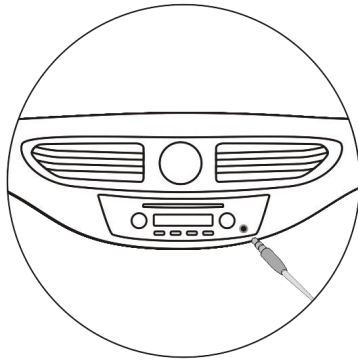
Product weight: 57.2g

Material: ABS

Installation Instruction

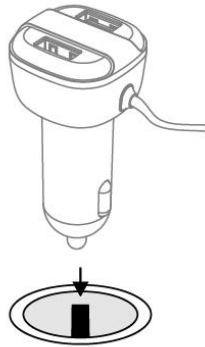


B



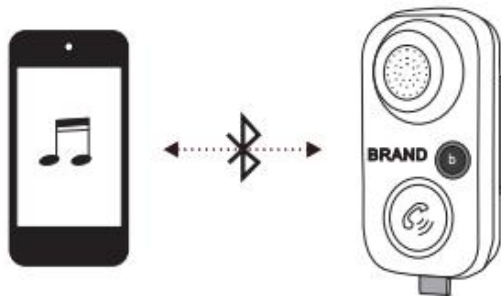
Plug the Aux cable into the car Aux jack

C



Plug the car charger into the car cigarette lighter hole

D







Search the device BT61, connect to you cellphone by Bluetooth

Appearance:



Quick Operation Guide:

▲	<ol style="list-style-type: none"> 1. Quick press: Previous song 2. Press and hold: Vol + 	▼	<ol style="list-style-type: none"> 1. Quick press: Next song 2. Press and hold: Vol -
b	Quick press: Active bass sound		Microphone (Isolated rubber microphone cavity for noise suppression)
	Charging port		3.5mm Aux cable
	<p>Music Mode: Quick press: Pause/Play</p> <p>Handsfree Mode:</p> <ol style="list-style-type: none"> 1. Quick press: Answer/hang off the call 2. Double press: Dial the last number automatically 3. Press and hold: Reject the call 4. During a call, press and hold to switch the private calling <p>Voice Assistant (e.g. Siri/Google assistant) Press and hold for 2 seconds</p>		

Federal Communications Commission (FCC) Statement. This device complies with part 15 of the FCC Rules. Operation is subject to the following two conditions:

- (1) This device may not cause harmful interference, and
- (2) this device must accept any interference received,

including interference that may cause undesired operation. Note: This equipment has been tested and found to comply with the limits for a Class B digital device, pursuant to part 15 of the FCC Rules. These limits are designed to provide Reasonable protection against harmful interference in a residential installation. This equipment generates, uses and can radiate radio frequency energy and, if not installed and used in accordance with the instructions, may cause harmful interference to radio communications. However, there is no guarantee that interference will not occur in a particular installation. If this equipment does cause harmful interference to radio or television reception, which can be determined by turning the equipment off and on, the user is encouraged to try to correct the interference by one or more of the following measures:

- Reorient or relocate the receiving antenna.
- Increase the separation between the equipment and receiver.
- Connect the equipment into an outlet on a circuit different from that to which the receiver is connected.
- Consult the dealer or an experienced radio/TV technician for help.

Warning: Changes or modifications made to this device not expressly approved by **SAGE HUMAN ELECTRONICS INTERNATIONAL CO., LTD.** may void the FCC authorization to operate this device. Note: The manufacturer is not responsible for any radio or TV interference caused by unauthorized modifications to this equipment. Such modifications could void the user's authority to operate the equipment.

RF exposure statement:

The transmitter must not be colocated or operated in conjunction with any other antenna or transmitter. This equipment complies with the FCC RF radiation exposure limits set forth for an uncontrolled environment. This equipment should be installed and operated with a Minimum distance of 5mm between the radiator and any part of your body.