
BLUETOOTH AUDIO ADAPTOR (RECEIVER)

BT13R

User Guide



Introduction:

Thanks for choosing our BLUETOOTH AUDIO ADAPTOR (RECEIVER). This device allows you to hear the phone music and phone call from car radio. Place it on the car dashboard to make the operation easier. With built-in 150mAh rechargeable battery, it can be fully charged within 2 hours, and provides up to **10 hours** working time. To have a better experience, please read this instruction carefully.

Packing Contents:

- Retrofit Audio Controller
- 3.5mm Audio Cable
- Micro USB Charging Cable
- Hook & Loop Fastener
- User Guide
- Optional: 3.5mm to 3.5mm audio plug

Features:

1. Advanced Bluetooth Technology V5.1
2. Support A2DP, AVRCP, HFP
3. Mini audio remote control for streaming music or phone calls
4. Built-in 150mAh battery, providing up to 10hours working time.
5. 3.5mm Aux Jack for line-out function
6. Compatible with activation of Siri/Google assistant for iOS/Android

7.Switch to hands-free mode automatically from music playing status when receiving calls;

Specifications:

Bluetooth Version: V5.1

Bluetooth ID: **BT13R**

Bluetooth Distance: about 7M

Audio Jack: 3.5mm Aux out

Input: 100mA/5V

Battery Capacity: 150mAh

Charging time: 100mA/2H

Working time: about 10 hours

Standby time: auto pow-off 5 minutes after disconnection

Product Size: Φ 43.0*21mm

Product weight: 20.7g

Material: ABS + Metal

Compatibility:

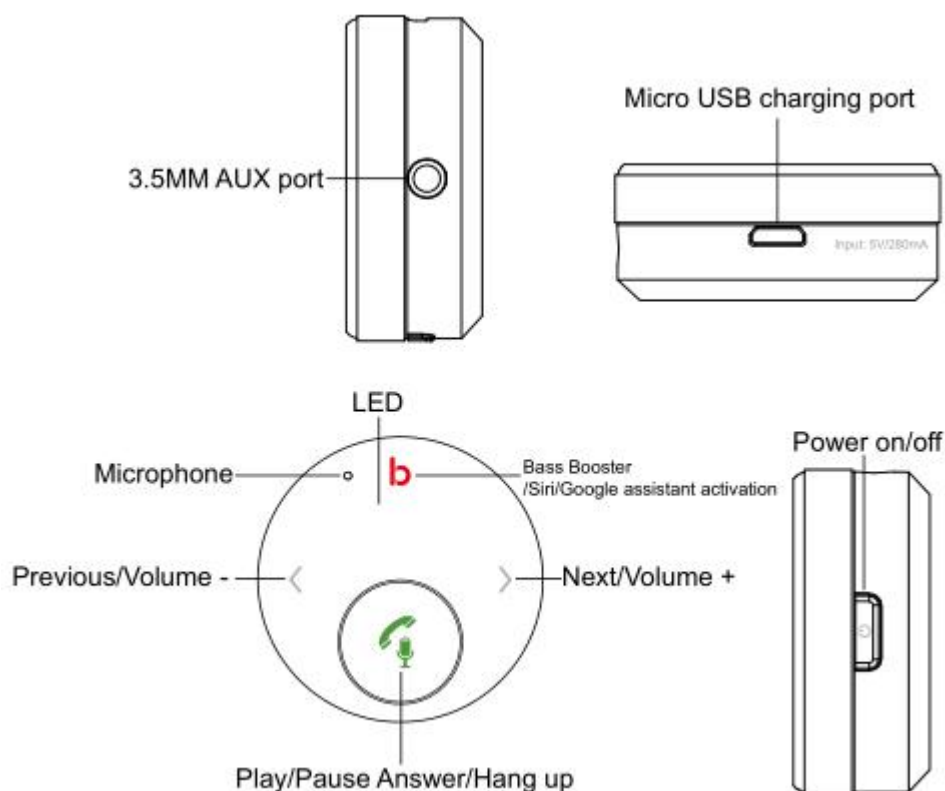
This device can be paired as a hands-free kit with any compatible Bluetooth enabled devices. Each time can only connected with one Bluetooth device.

Precautions:

Please read all safety instruction warnings carefully before using this product. Improper use of this product may result in damage to this or attached products. To ensure the products work well, please never use this in the following conditions:



- 1.Moist or underwater conditions.
- 2.Conditions near heater or high-temperature service.
- 3.Conditions with direct and strong sunshine,
- 4.Never dismantle the product without due permission, otherwise it may nullify the warranty clause.

Appearance:







Operation Instructions

Using the music streaming function:

1. Attached the product onto the car dashboard (Using the Hook) or simply connect the product with your old speaker/DVD player/wired earphones via the 3.5mm audio cable or the optional 3.5mm to 3.5mm audio plug.
2. Press and hold the “” button to power on/off the device.
3. Pair this product with your mobile phone/tablet/gaming console via Bluetooth;
4. Turn on your music and then you can enjoy the crystal audio sounds from the car stereo/old speaker/DVD player/wired earphones.
5. Press “” once to Play/Pause;

Using the hands-free function:

1. Press “” once to Answer/Hang off the phone call when there is incoming call.
 2. Press “” and hold 3 seconds to reject the phone call.
 3. Press “” twice to redial the last phone call.
- Press “” and hold 3 seconds during conversation to switch a private calling.

How to active the Siri/Google assistant:

When the device connected with your mobile phone by Bluetooth, long press the “🗣️” to active Siri or Google assistant

Charging the Bluetooth Receiver

1. When the battery power is low, the indicator light flashes red;
2. You can charge this Bluetooth receiver with the Micro USB charging cable in the package;
3. In the charging status, the indicator is on solid red, and it goes off when the device is fully charged.
4. Power on the unit, it will automatically power off if there is no any operation for 10 mins.

Federal Communications Commission (FCC) Statement. This device complies with part 15 of the FCC Rules. Operation is subject to the following two conditions:

- (1) This device may not cause harmful interference, and
- (2) this device must accept any interference received,

including interference that may cause undesired operation. Note: This equipment has been tested and found to comply with the limits for a Class B digital device, pursuant to part 15 of the FCC Rules. These limits are designed to provide Reasonable protection against harmful interference in a residential installation. This equipment generates, uses and can radiate radio frequency energy and, if not installed and used in accordance with the instructions, may cause harmful interference to radio communications. However, there is no guarantee that interference will not occur in a particular installation. If this equipment does cause harmful interference to radio or television reception, which can be determined by turning the equipment off and on, the user is encouraged to try to correct the interference by one or more of the following measures:

- Reorient or relocate the receiving antenna.
- Increase the separation between the equipment and receiver.
- Connect the equipment into an outlet on a circuit different from that to which the receiver is connected.
- Consult the dealer or an experienced radio/TV technician for help.

Warning: Changes or modifications made to this device not expressly approved by **SAGE HUMAN ELECTRONICS INTERNATIONAL CO., LTD.** may void the FCC authorization to operate this device. Note: The manufacturer is not responsible for any radio or TV interference caused by unauthorized modifications to this equipment. Such modifications could void the user's authority to operate the equipment.

RF exposure statement:

The transmitter must not be colocated or operated in conjunction with any other antenna or transmitter. This equipment complies with the FCC RF radiation exposure limits set forth for an uncontrolled environment. This equipment should be installed and operated with a Minimum distance of 5mm between the radiator and any part of your body.