

**Annex A Test setup photos and equipment used for testing**



Test setup shielded room M155; Conducted emissions

**Annex A Test setup photos and equipment used for testing**




Test setup semi-anechoic chamber M276

**Annex A Test setup photos and equipment used for testing**



Test setup semi-anechoic chamber M276

**Annex A Test setup photos and equipment used for testing**



Test setup semi-anechoic chamber M276; Preliminary measurement 9 kHz to 30 MHz



**Annex A Test setup photos and equipment used for testing**




Test setup OATS; Final measurement 9 kHz to 30 MHz

**Annex A Test setup photos and equipment used for testing**



**Test setup semi anechoic chamber M276;  
Preliminary and final measurement 30 MHz – 1 GHz**

**Annex A Test setup photos and equipment used for testing**



Test setup 99 % bandwidth




**Annex A Test setup photos and equipment used for testing**



125 kHz TAG



**Annex A Test setup photos and equipment used for testing**



Monitoring rack

**Annex A Test setup photos and equipment used for testing**



Extension cable