


## WHAT YOU GET

The following items are included in the box:

### LED LAMP EBE-BAW419



Manufacture: ZHEJIANG EBOY TECHNOLOGY CO., LTD

# DESCRIPTION

ITEM: EBE-BAW419

BASE: E26

POWER: AC 120V

LUMINOUS FLUX: **1050** lumens

COLOR TEMP: 2700k

LIFE SPAN: 25000 hour

BEAM ANGLE: 220°

DIMMABLE: Bright

DIMENSION: D70\*H133mm



No Hub



Remote Access



Select Color



Dimmable



Set Schedule



Energy Saving

# INSTALLATION

## STEP 1

Screw in AEoT bulb in to socket.

## STEP 2

Power on and off 3 times.

## STEP 3

Confirm that bulb is rapidly flashing.

## STEP 4

Proceed to connect via AEoT.

# SET-UP



MAKE SURE WI-FI NETWORK IS AVAILABLE



SUPPORT



Scan code to get App.



FCC Statement:

Any Changes or modifications not expressly approved by the party responsible for compliance could void the user's authority to operate the equipment.

This device complies with part 15 of the FCC Rules. Operation is subject to the following two conditions:

- (1) This device may not cause harmful interference, and
- (2) this device must accept any interference received, including interference that may cause undesired operation.

FCC Radiation Exposure Statement:

This equipment complies with FCC radiation exposure limits set forth for an uncontrolled environment. This equipment should be installed and operated with minimum distance 20cm between the radiator & your body.

Note: This equipment has been tested and found to comply with the limits for a Class B digital device, pursuant to part 15 of the FCC Rules. These limits are designed to provide reasonable protection against harmful interference in a residential installation. This equipment generates uses and can radiate radio frequency energy and, if not installed and used in accordance with the instructions, may cause harmful interference to radio communications. However, there is no guarantee that interference will not occur in a particular installation. If this equipment does cause harmful interference to radio or television reception, which can be determined by turning the equipment off and on, the user is encouraged to try to correct the interference by one or more of the following measures:

- Reorient or relocate the receiving antenna.
- Increase the separation between the equipment and receiver.
- Connect the equipment into an outlet on a circuit different from that to which the receiver is connected.
- Consult the dealer or an experienced radio/TV technician for help.