





Operation manual : For the first time to use Need to frequency bind Take out the remote control, install the battery. Long press on the frequency key 2-4 seconds, Low speed LED light will flash. Turn on the power of the car, Low speed LED light will from flash to long lighting, then frequency bind succeed. If the frequency bind failed (Low speed LED lights flash) , remove the battery and repeat steps 1 ~3. remote control without operation after 10 seconds, indication light will off into power saving mode.

Button Description:  forward  backward  turn left  turn right.

S: Speed P: emergency brake, press it and the running function will fail, press again, it release.

Operation frequency: 2405-2479MHz

#### FCC Warning Statement

Changes or modifications not expressly approved by the party responsible for compliance could void the user's authority to operate the equipment. This equipment has been tested and found to comply with the limits for a Class B digital device, pursuant to Part 15 of the FCC Rules. These limits are designed to provide reasonable protection against harmful interference in a residential installation. This equipment generates uses and can radiate radio frequency energy and, if not installed and used in accordance with the instructions, may cause harmful interference to radio communications. However, there is no guarantee that interference will not occur in a particular installation. If this equipment does cause harmful interference to radio or television reception, which can be determined by turning the equipment off and on, the user is encouraged to try to correct the interference by one or more of the following measures:

- - Reorient or relocate the receiving antenna.
- - Increase the separation between the equipment and receiver.
- - Connect the equipment into an outlet on a circuit different from that to which the receiver is connected.
- - Consult the dealer or an experienced radio/TV technician for help.

This device complies with part 15 of the FCC Rules. Operation is subject to the following two conditions: (1) This device may not cause harmful interference, and (2) this device must accept any interference received, including interference that may cause undesired operation.