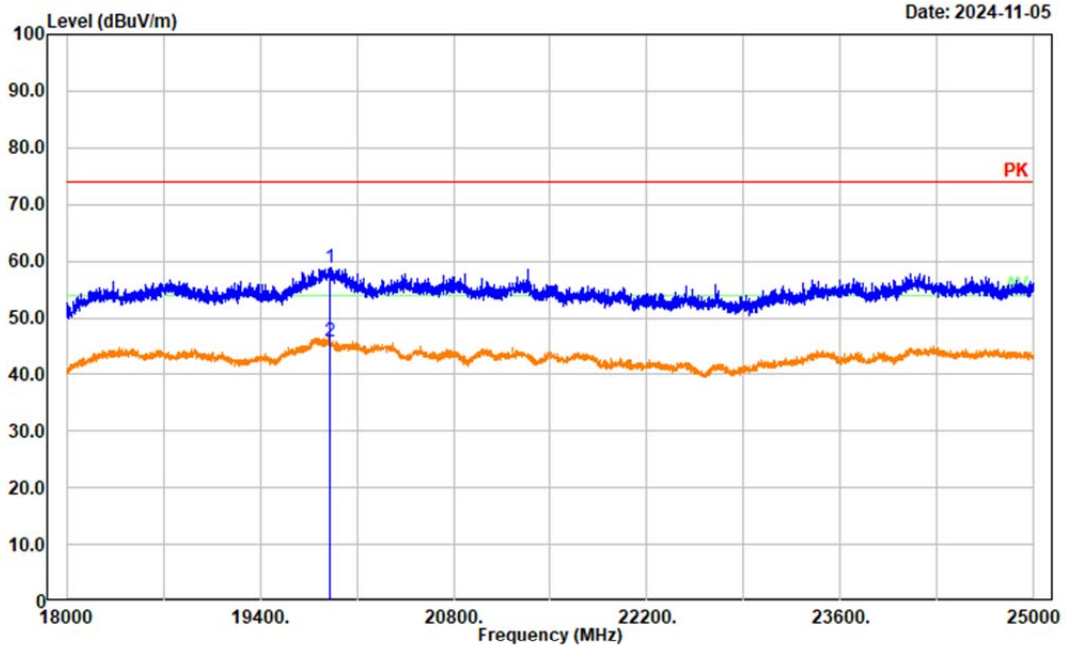
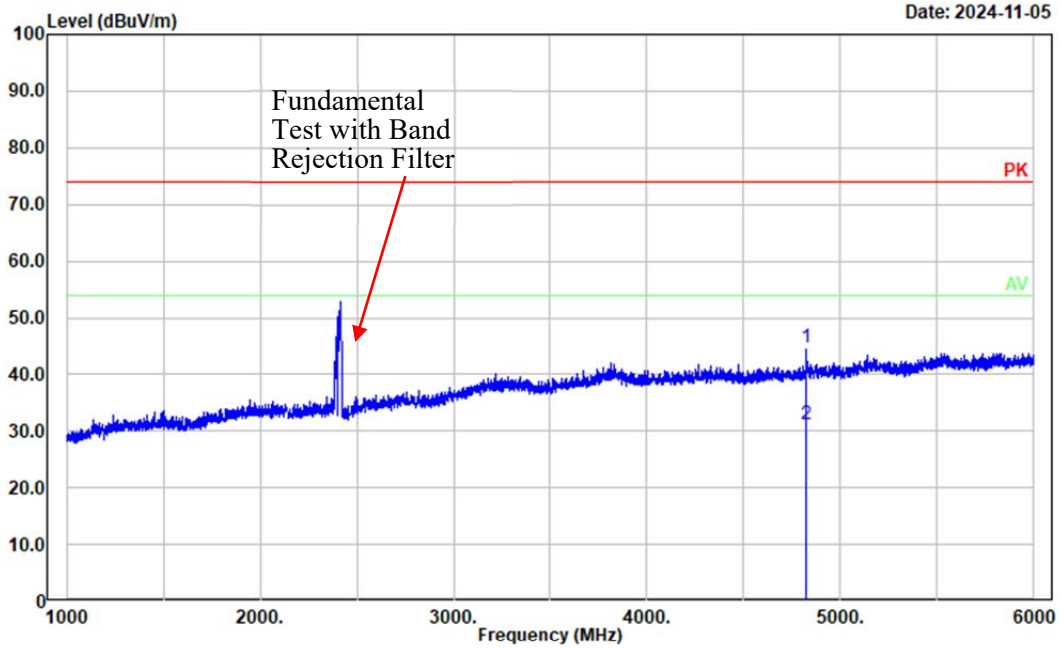


Project No.: 2403Y100558E-RF
 Tester: Tao Zhu
 Polarization: Vertical
 Note: b Middle 2437MHz Chain 1



No.	Frequency (MHz)	Reading (dBμV)	Factor (dB/m)	Result (dBμV/m)	Limit (dBμV/m)	Margin (dB)	Detector
1	19904.000	50.96	7.95	58.91	74.00	15.09	Peak
2	19904.000	37.93	7.95	45.88	54.00	8.12	Average

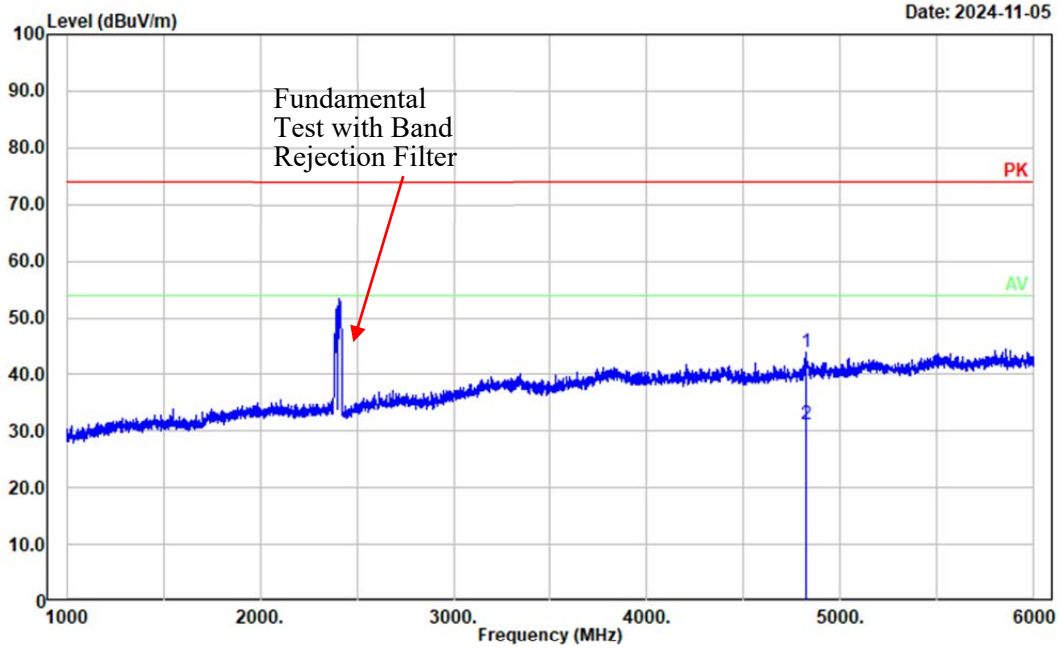
Project No.: 2403Y100558E-RF
 Tester: Tao Zhu
 Polarization: horizontal
 Note: g Low 2412MHz Chain 1



Date: 2024-11-05

No.	Frequency (MHz)	Reading (dBμV)	Factor (dB/m)	Result (dBμV/m)	Limit (dBμV/m)	Margin (dB)	Detector
1	4824.000	35.86	8.73	44.59	74.00	29.41	Peak
2	4824.000	22.36	8.73	31.09	54.00	22.91	Average

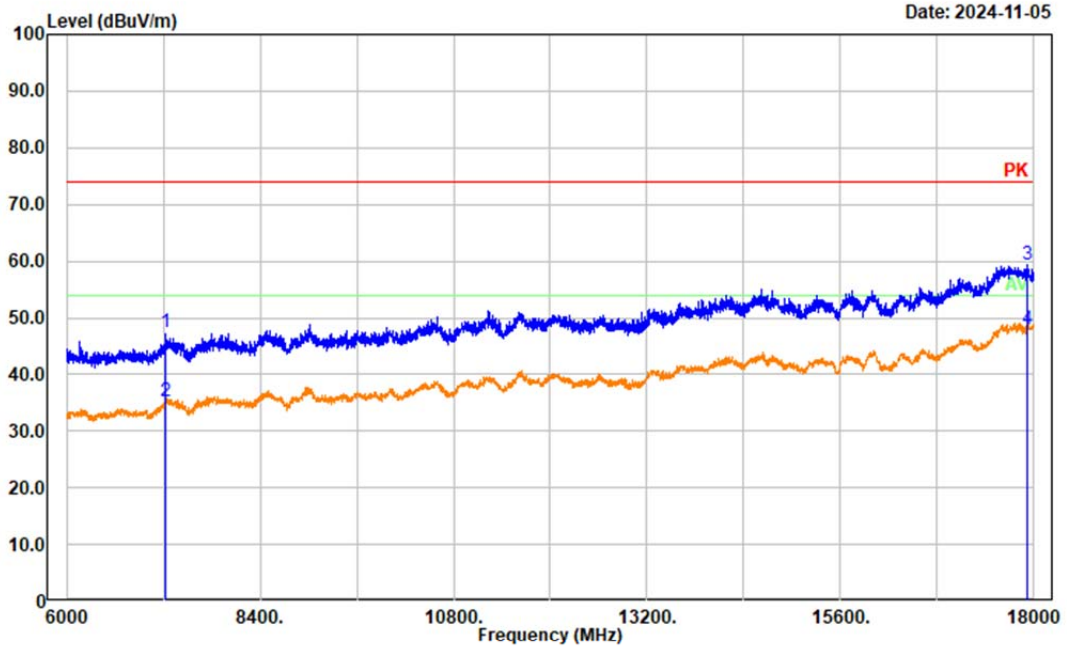
Project No.: 2403Y100558E-RF
 Tester: Tao Zhu
 Polarization: vertical
 Note: g Low 2412MHz Chain 1



Date: 2024-11-05

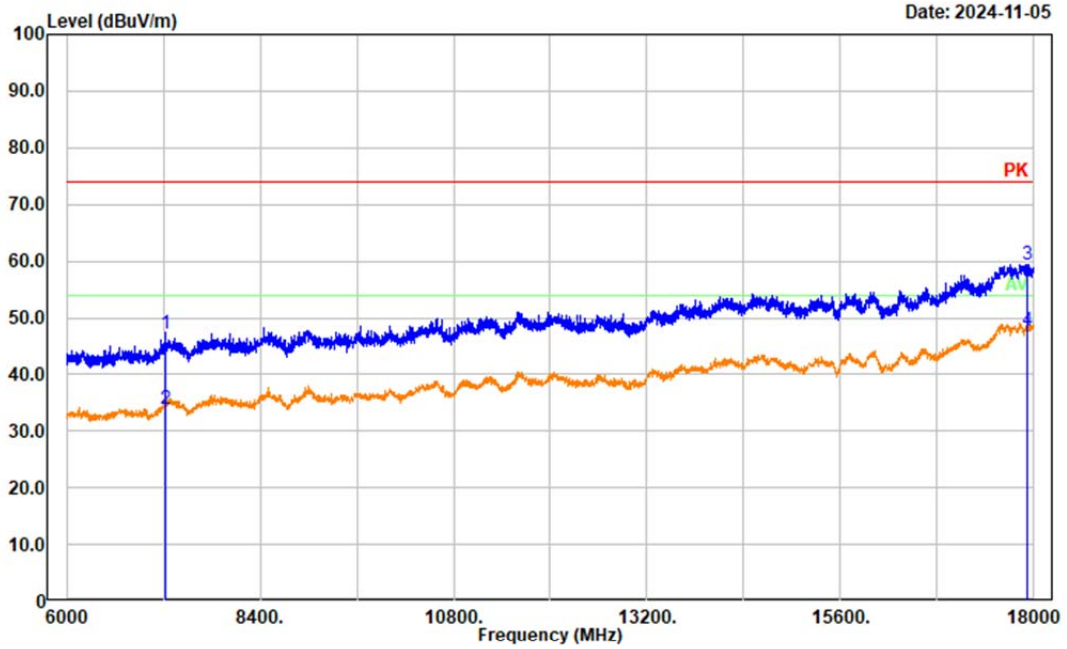
No.	Frequency (MHz)	Reading (dB μ V)	Factor (dB/m)	Result (dB μ V/m)	Limit (dB μ V/m)	Margin (dB)	Detector
1	4824.000	35.13	8.73	43.86	74.00	30.14	Peak
2	4824.000	22.39	8.73	31.12	54.00	22.88	Average

Project No.: 2403Y100558E-RF
 Tester: Tao Zhu
 Polarization: horizontal
 Note: g Low 2412MHz Chain 1



No.	Frequency (MHz)	Reading (dBμV)	Factor (dB/m)	Result (dBμV/m)	Limit (dBμV/m)	Margin (dB)	Detector
1	7236.000	36.06	11.40	47.46	74.00	26.54	Peak
2	7236.000	23.71	11.40	35.11	54.00	18.89	Average
3	17925.600	33.72	25.58	59.30	74.00	14.70	Peak
4	17925.600	22.27	25.58	47.85	54.00	6.15	Average

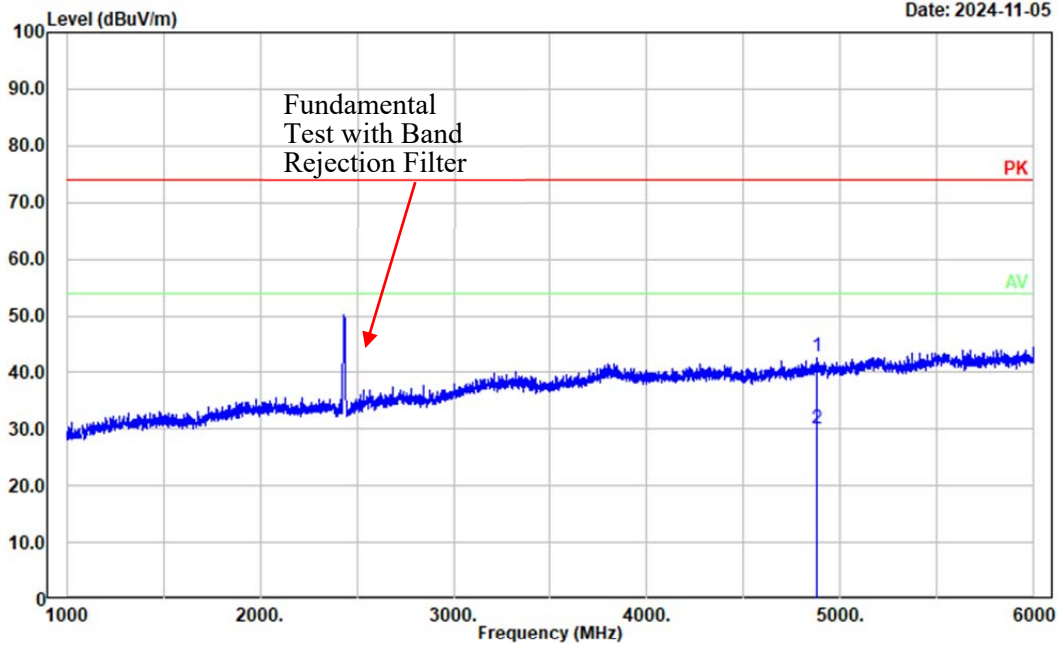
Project No.: 2403Y100558E-RF
 Tester: Tao Zhu
 Polarization: vertical
 Note: g Low 2412MHz Chain 1



Date: 2024-11-05

No.	Frequency (MHz)	Reading (dBμV)	Factor (dB/m)	Result (dBμV/m)	Limit (dBμV/m)	Margin (dB)	Detector
1	7236.000	35.68	11.40	47.08	74.00	26.92	Peak
2	7236.000	22.47	11.40	33.87	54.00	20.13	Average
3	17923.200	33.86	25.58	59.44	74.00	14.56	Peak
4	17923.200	22.11	25.58	47.69	54.00	6.31	Average

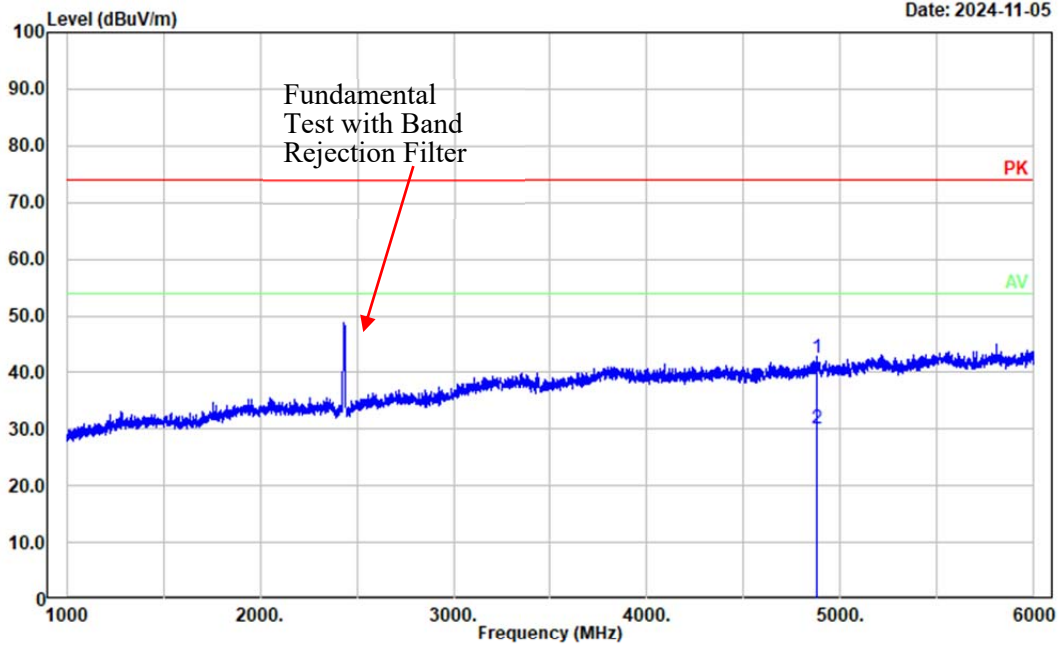
Project No.: 2403Y100558E-RF
 Tester: Tao Zhu
 Polarization: horizontal
 Note: g Middle 2437MHz Chain 0



Date: 2024-11-05

No.	Frequency (MHz)	Reading (dB μ V)	Factor (dB/m)	Result (dB μ V/m)	Limit (dB μ V/m)	Margin (dB)	Detector
1	4874.000	33.84	8.99	42.83	74.00	31.17	Peak
2	4874.000	21.17	8.99	30.16	54.00	23.84	Average

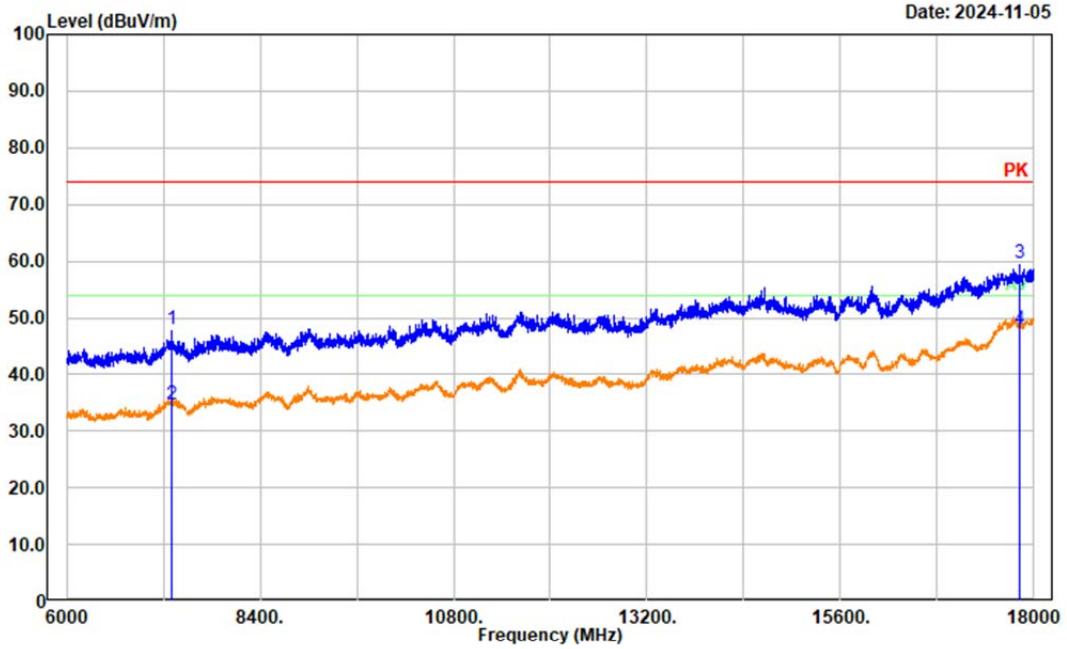
Project No.: 2403Y100558E-RF
 Tester: Tao Zhu
 Polarization: vertical
 Note: g Middle 2437MHz Chain 0



Date: 2024-11-05

No.	Frequency (MHz)	Reading (dB μ V)	Factor (dB/m)	Result (dB μ V/m)	Limit (dB μ V/m)	Margin (dB)	Detector
1	4874.000	33.43	8.99	42.42	74.00	31.58	Peak
2	4874.000	21.10	8.99	30.09	54.00	23.91	Average

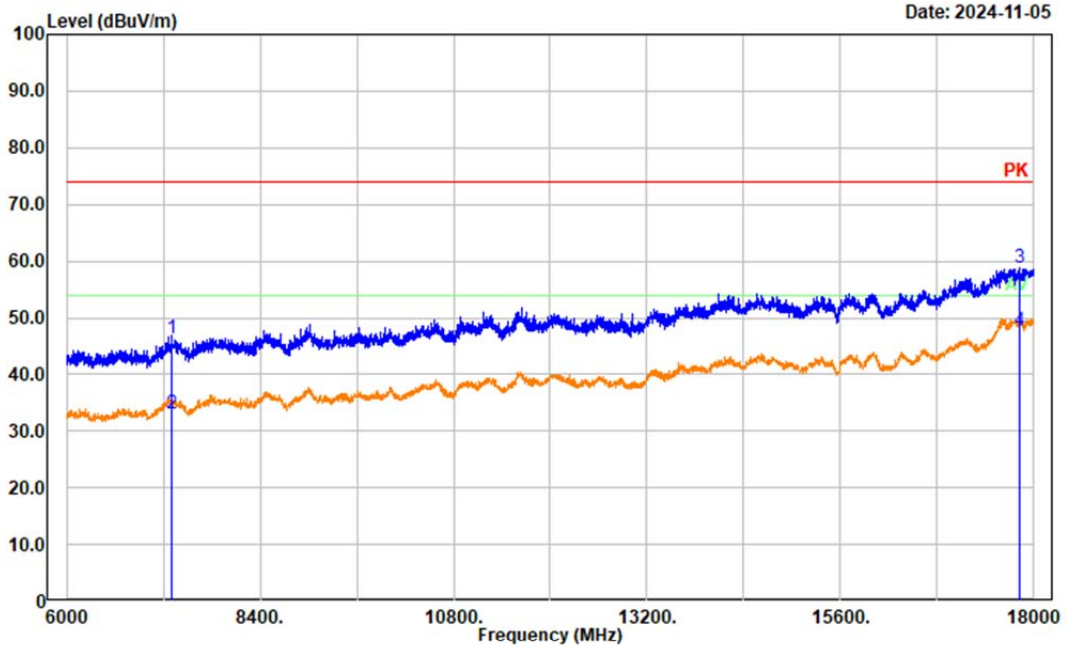
Project No.: 2403Y100558E-RF
 Tester: Tao Zhu
 Polarization: horizontal
 Note: g Middle 2437MHz Chain 0



Date: 2024-11-05

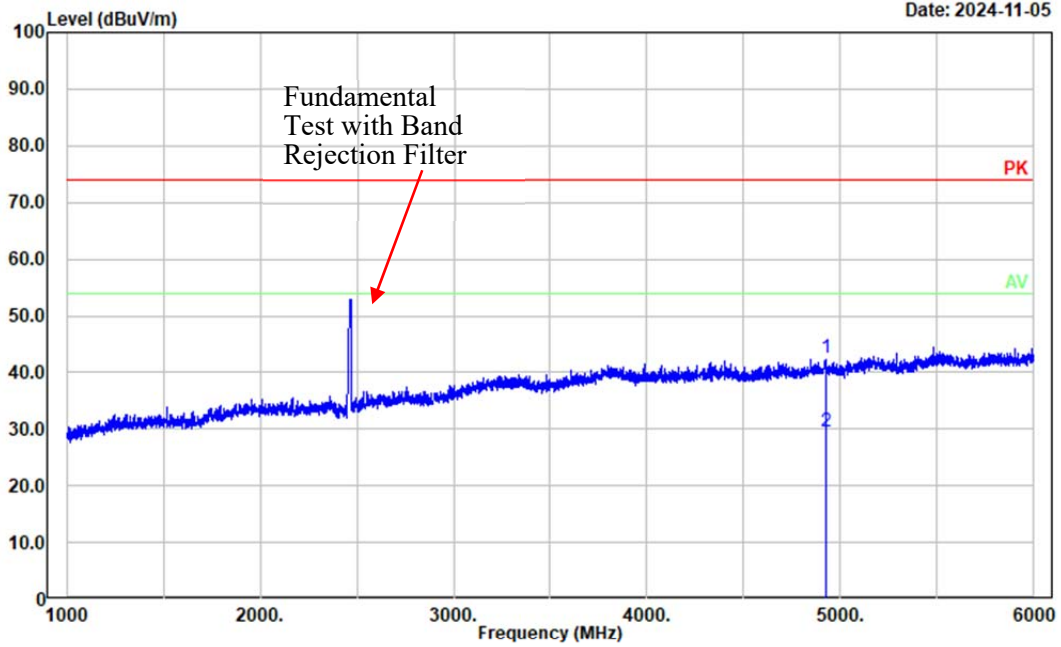
No.	Frequency (MHz)	Reading (dBμV)	Factor (dB/m)	Result (dBμV/m)	Limit (dBμV/m)	Margin (dB)	Detector
1	7311.000	36.53	11.52	48.05	74.00	25.95	Peak
2	7311.000	23.20	11.52	34.72	54.00	19.28	Average
3	17817.600	33.94	25.75	59.69	74.00	14.31	Peak
4	17817.600	22.11	25.75	47.86	54.00	6.14	Average

Project No.: 2403Y100558E-RF
 Tester: Tao Zhu
 Polarization: vertical
 Note: g Middle 2437MHz Chain 0



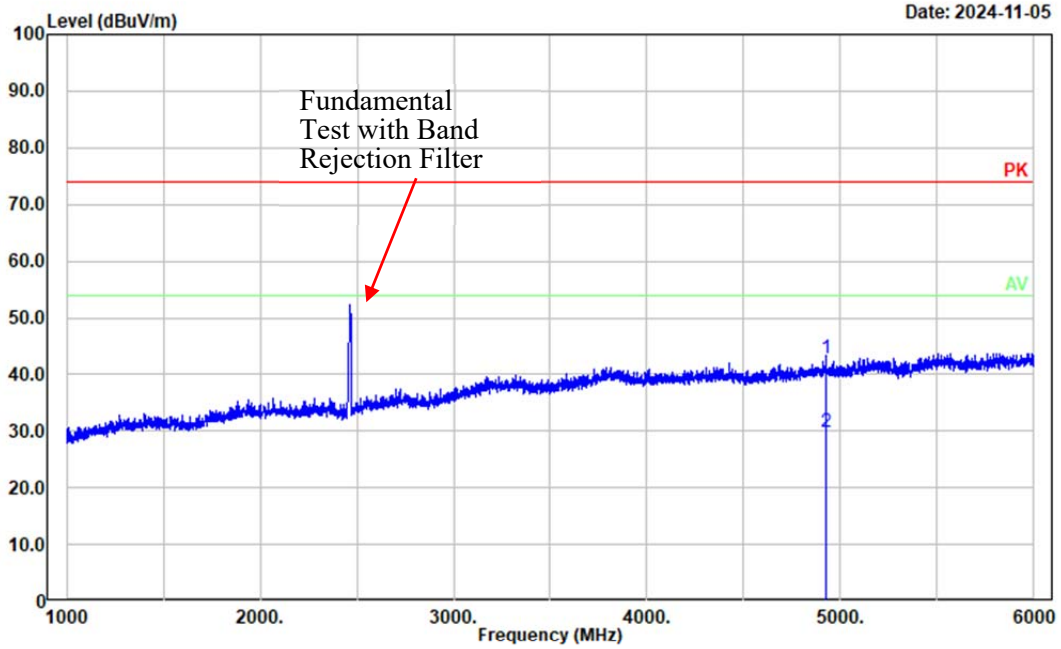
No.	Frequency (MHz)	Reading (dBμV)	Factor (dB/m)	Result (dBμV/m)	Limit (dBμV/m)	Margin (dB)	Detector
1	7311.000	34.80	11.52	46.32	74.00	27.68	Peak
2	7311.000	21.60	11.52	33.12	54.00	20.88	Average
3	17817.600	33.08	25.75	58.83	74.00	15.17	Peak
4	17817.600	21.89	25.75	47.64	54.00	6.36	Average

Project No.: 2403Y100558E-RF
 Tester: Tao Zhu
 Polarization: horizontal
 Note: n20 High 2462MHz Chain 0



No.	Frequency (MHz)	Reading (dBμV)	Factor (dB/m)	Result (dBμV/m)	Limit (dBμV/m)	Margin (dB)	Detector
1	4924.000	33.71	8.88	42.59	74.00	31.41	Peak
2	4924.000	20.74	8.88	29.62	54.00	24.38	Average

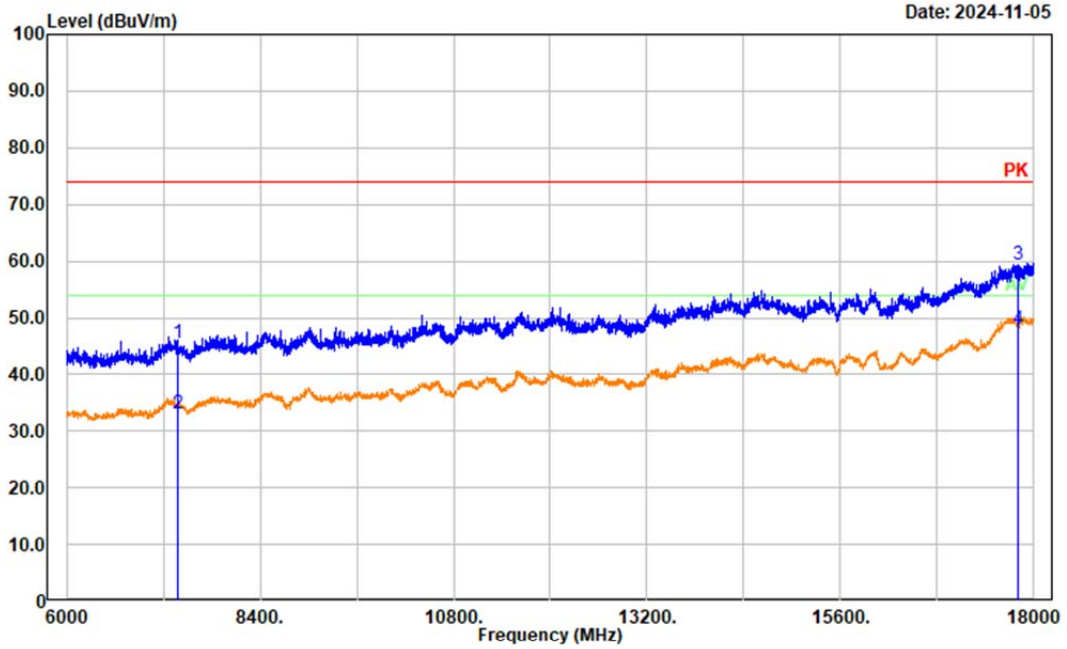
Project No.: 2403Y100558E-RF
 Tester: Tao Zhu
 Polarization: vertical
 Note: n20 High 2462MHz Chain 0



Date: 2024-11-05

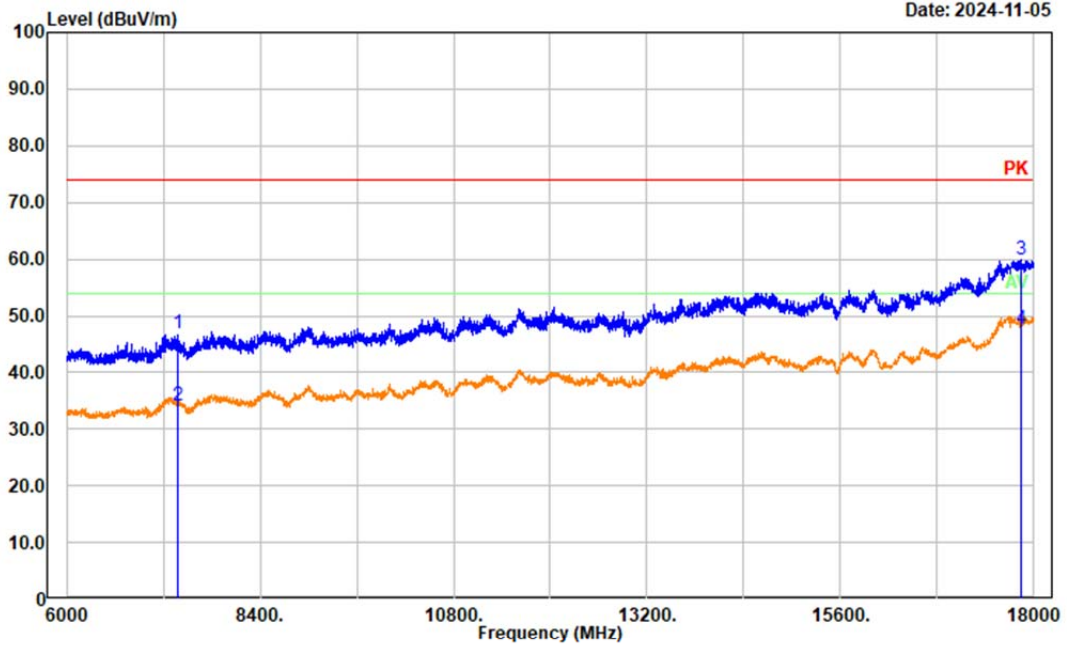
No.	Frequency (MHz)	Reading (dB μ V)	Factor (dB/m)	Result (dB μ V/m)	Limit (dB μ V/m)	Margin (dB)	Detector
1	4924.000	34.00	8.88	42.88	74.00	31.12	Peak
2	4924.000	20.82	8.88	29.70	54.00	24.30	Average

Project No.: 2403Y100558E-RF
 Tester: Tao Zhu
 Polarization: horizontal
 Note: n20 High 2462MHz Chain 0



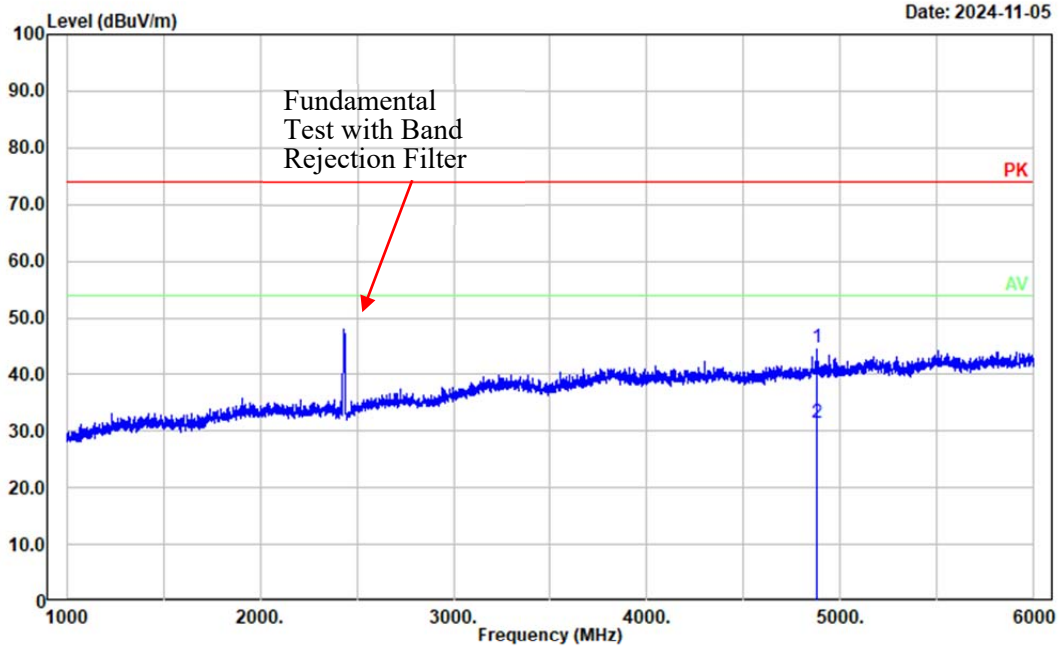
No.	Frequency (MHz)	Reading (dBμV)	Factor (dB/m)	Result (dBμV/m)	Limit (dBμV/m)	Margin (dB)	Detector
1	7386.000	33.97	11.54	45.51	74.00	28.49	Peak
2	7386.000	21.64	11.54	33.18	54.00	20.82	Average
3	17803.200	33.60	25.77	59.37	74.00	14.63	Peak
4	17803.200	22.12	25.77	47.89	54.00	6.11	Average

Project No.: 2403Y100558E-RF
 Tester: Tao Zhu
 Polarization: vertical
 Note: n20 High 2462MHz Chain 0



No.	Frequency (MHz)	Reading (dBμV)	Factor (dB/m)	Result (dBμV/m)	Limit (dBμV/m)	Margin (dB)	Detector
1	7386.000	35.22	11.54	46.76	74.00	27.24	Peak
2	7386.000	22.50	11.54	34.04	54.00	19.96	Average
3	17834.400	34.22	25.72	59.94	74.00	14.06	Peak
4	17834.400	22.07	25.72	47.79	54.00	6.21	Average

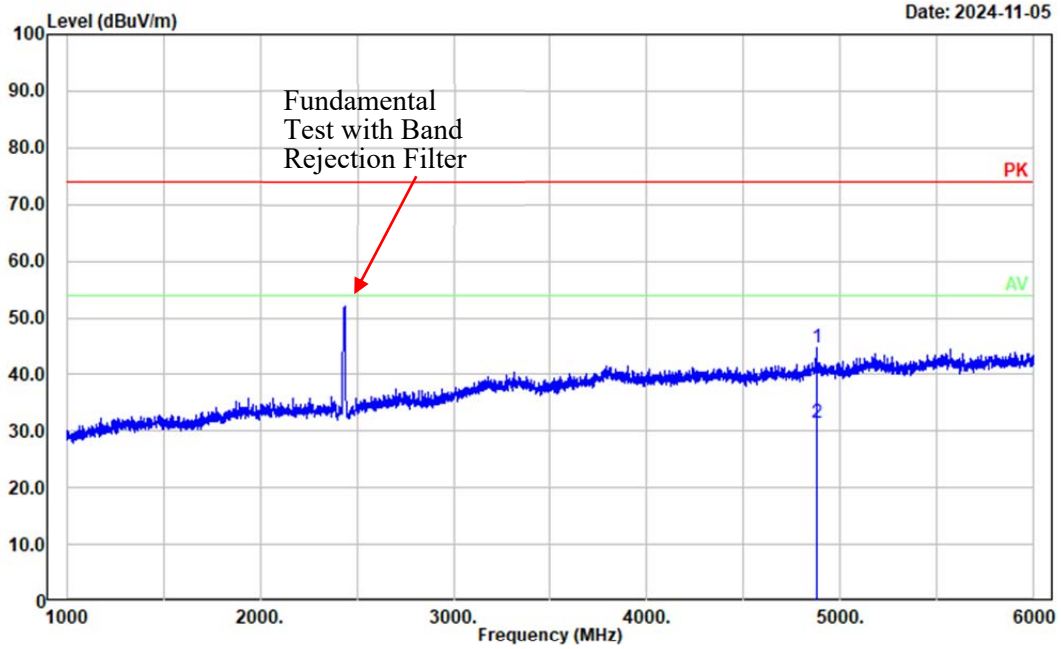
Project No.: 2403Y100558E-RF
 Tester: Tao Zhu
 Polarization: horizontal
 Note: n20 Middle 2437MHz Chain 1



Date: 2024-11-05

No.	Frequency (MHz)	Reading (dB μ V)	Factor (dB/m)	Result (dB μ V/m)	Limit (dB μ V/m)	Margin (dB)	Detector
1	4874.000	35.71	8.99	44.70	74.00	29.30	Peak
2	4874.000	22.45	8.99	31.44	54.00	22.56	Average

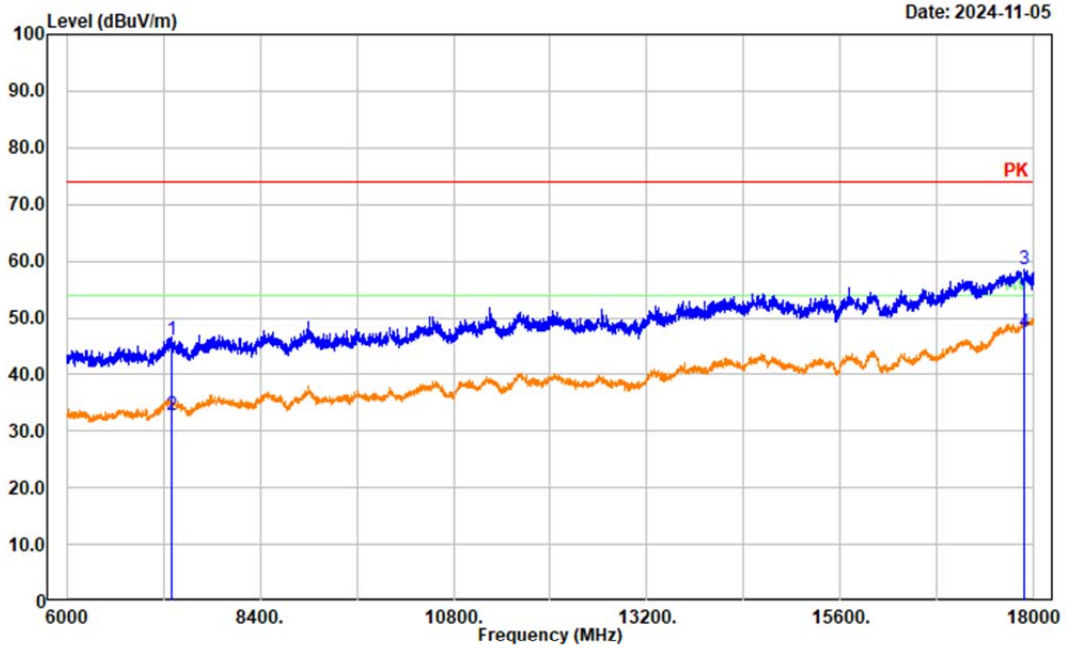
Project No.: 2403Y100558E-RF
 Tester: Tao Zhu
 Polarization: vertical
 Note: n20 Middle 2437MHz Chain 1



Date: 2024-11-05

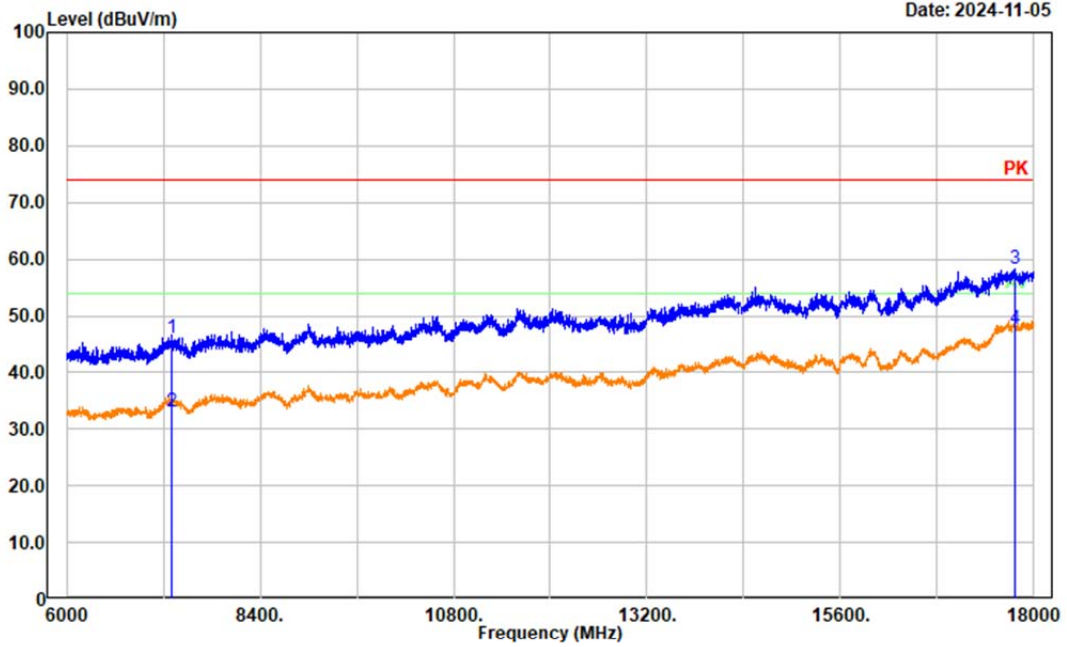
No.	Frequency (MHz)	Reading (dBμV)	Factor (dB/m)	Result (dBμV/m)	Limit (dBμV/m)	Margin (dB)	Detector
1	4874.000	35.80	8.99	44.79	74.00	29.21	Peak
2	4874.000	22.39	8.99	31.38	54.00	22.62	Average

Project No.: 2403Y100558E-RF
 Tester: Tao Zhu
 Polarization: horizontal
 Note: n20 Middle 2437MHz Chain 1



No.	Frequency (MHz)	Reading (dB μ V)	Factor (dB/m)	Result (dB μ V/m)	Limit (dB μ V/m)	Margin (dB)	Detector
1	7311.000	34.50	11.52	46.02	74.00	27.98	Peak
2	7311.000	21.30	11.52	32.82	54.00	21.18	Average
3	17880.000	32.90	25.64	58.54	74.00	15.46	Peak
4	17880.000	21.88	25.64	47.52	54.00	6.48	Average

Project No.: 2403Y100558E-RF
 Tester: Tao Zhu
 Polarization: vertical
 Note: n20 Middle 2437MHz Chain 1



No.	Frequency (MHz)	Reading (dB μ V)	Factor (dB/m)	Result (dB μ V/m)	Limit (dB μ V/m)	Margin (dB)	Detector
1	7311.000	34.64	11.52	46.16	74.00	27.84	Peak
2	7311.000	21.50	11.52	33.02	54.00	20.98	Average
3	17762.400	32.34	25.82	58.16	74.00	15.84	Peak
4	17762.400	21.87	25.82	47.69	54.00	6.31	Average

4.3 Maximum Conducted Output Power

Sample Number:	2TA4-2	Test Date:	2024/11/4
Test Site:	RF	Test Mode:	Transmitting
Tester:	LingLing Li	Test Result:	Pass

Environmental Conditions:

Temperature: (°C)	26.3	Relative Humidity: (%)	52	ATM Pressure: (kPa)	100.9
----------------------	------	---------------------------	----	---------------------------	-------

Test Equipment List and Details:

Manufacturer	Description	Model	Serial Number	Calibration Date	Calibration Due Date
eastsheep	Coaxial Attenuator	2W-SMA-JK-18G	21060301	Each time	N/A
Anritsu	Power Meter	ML2495A	1106009	2024/8/3	2025/8/2
Anritsu	Pulse Power Sensor	MA2411A	10780	2024/8/3	2025/8/2
zhuoxiang	Coaxial Cable	SMA-178	211001	Each time	N/A

* Statement of Traceability: China Certification ICT Co., Ltd (Dongguan) attests that all calibrations have been performed, traceable to National Primary Standards and International System of Units (SI).

Test Data:

Test Modes	Test Frequency (MHz)	Maximum Conducted Peak Output Power (dBm)		Maximum Conducted Average Output Power (dBm)		Limit (dBm)
		Chain 0	Chain 1	Chain 0	Chain 1	
802.11b	2412	17.3	18.88	14.18	15.58	30
	2437	18.03	19.2	14.70	15.90	30
	2462	18.4	18.84	15.08	15.44	30
802.11g	2412	22.1	23.43	13.85	15.35	30
	2437	22.47	23.76	14.59	15.58	30
	2462	22.61	23.54	14.68	15.51	30
802.11n ht20	2412	21.95	23.25	13.76	15.04	30
	2437	22.5	23.4	14.41	15.40	30
	2462	22.45	23.52	14.49	15.16	30

4.4 Other RF Conducted data

Please refer to Annex " 2403Y100558E-RF-00C_Appendix A" for detail test data.

5. EUT PHOTOGRAPHS

Please refer to the attachment 2403Y100558E-RF-EXP EUT EXTERNAL PHOTOGRAPHS and 2403Y100558E-RF-INP EUT INTERNAL PHOTOGRAPHS

6. TEST SETUP PHOTOGRAPHS

Please refer to the attachment 2403Y100558E-RF-00C-TSP TEST SETUP PHOTOGRAPHS.

==== END OF REPORT ====