


TEST SETUP PHOTOGRAPH

Radiated Emission 30M-1GHz View-Normal




Radiated Emission 9kHz-30MHz parallel View-Normal



Radiated Emission 9kHz-30MHz Perpendicular View-Normal




Radiated Emission 9kHz-30MHz Ground-parallel View-Normal



Radiated Emission 30M-1GHz View-Lighting




Radiated Emission 9kHz-30MHz parallel View-Lighting



Radiated Emission 9kHz-30MHz Perpendicular View-Lighting



Radiated Emission 9kHz-30MHz Ground-parallel View-Lighting



MPE:

E-Field Position A-Normal



E-Field Position B-Normal



E-Field Position C-Normal



E-Field Position D-Normal



E-Field Position E-Normal



E-Field Position F-Normal



E-Field Position A-Lighting



E-Field Position B- Lighting



E-Field Position C- Lighting



E-Field Position D- Lighting



E-Field Position E- Lighting



E-Field Position F- Lighting

