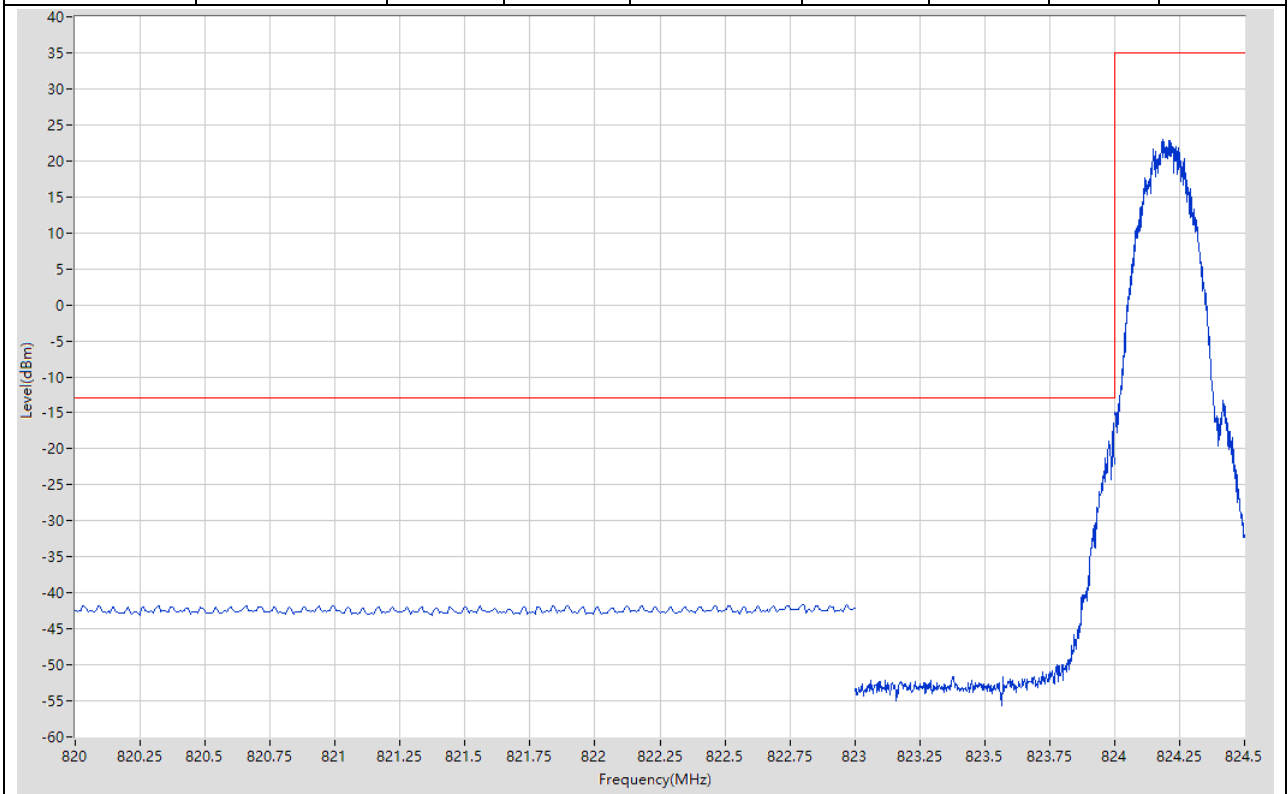


## **Annex A.6 Band Edge**

# 1. GSM\_GSM850

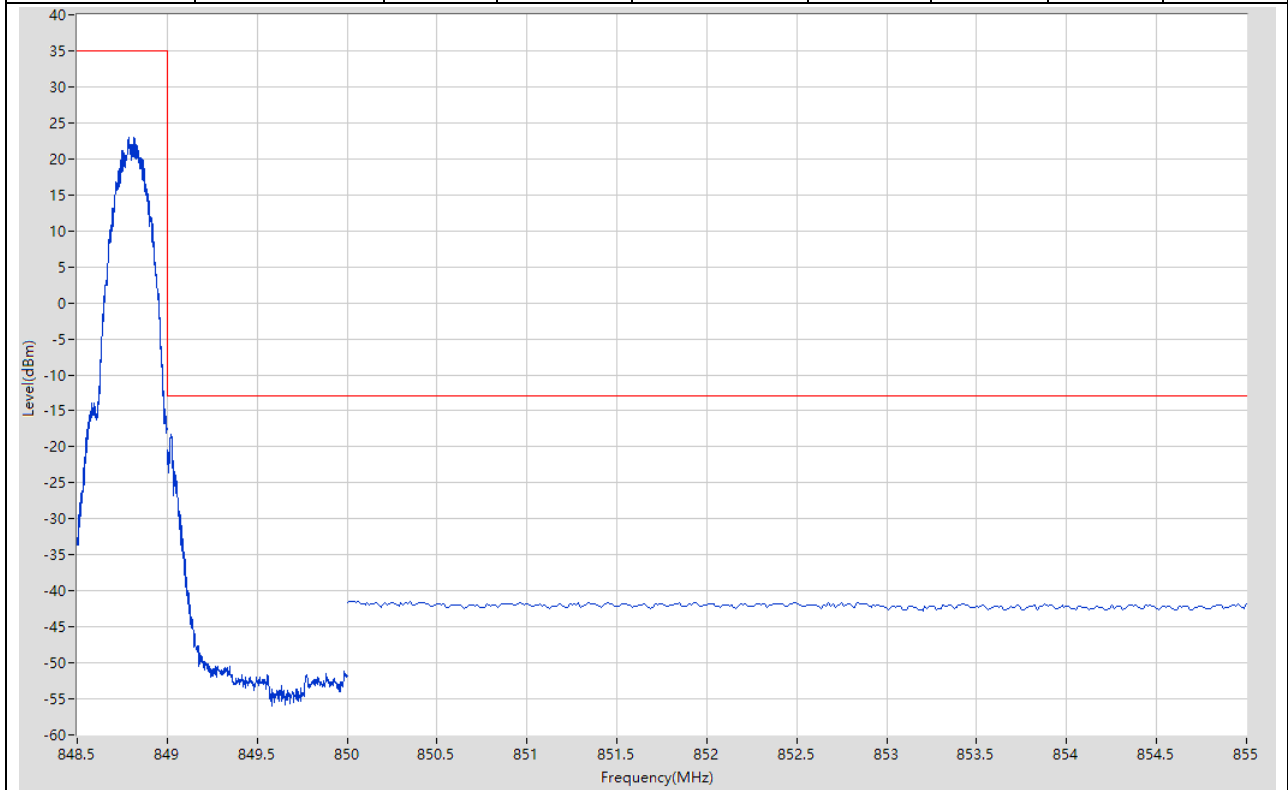
## 1.1. GSM Band Edge\_Part22-24(NTNV)(Channel:128)

Start Frequency (MHz)	Stop Frequency (MHz)	RBW (MHz)	Detector	Frequency (MHz)	Power (dBm)	Limit (dBm)	Verdict	Sweep Point
820	823	0.1	RMS	822.97	-41.6	-13	Pass	401
823	824	0.003	RMS	823.995	-16.48	-13	Pass	401
824	824.5	0.01	RMS	824.184	23.04	35	Pass	401



## 1.2. GSM Band Edge\_Part22-24(NTNV)(Channel:251)

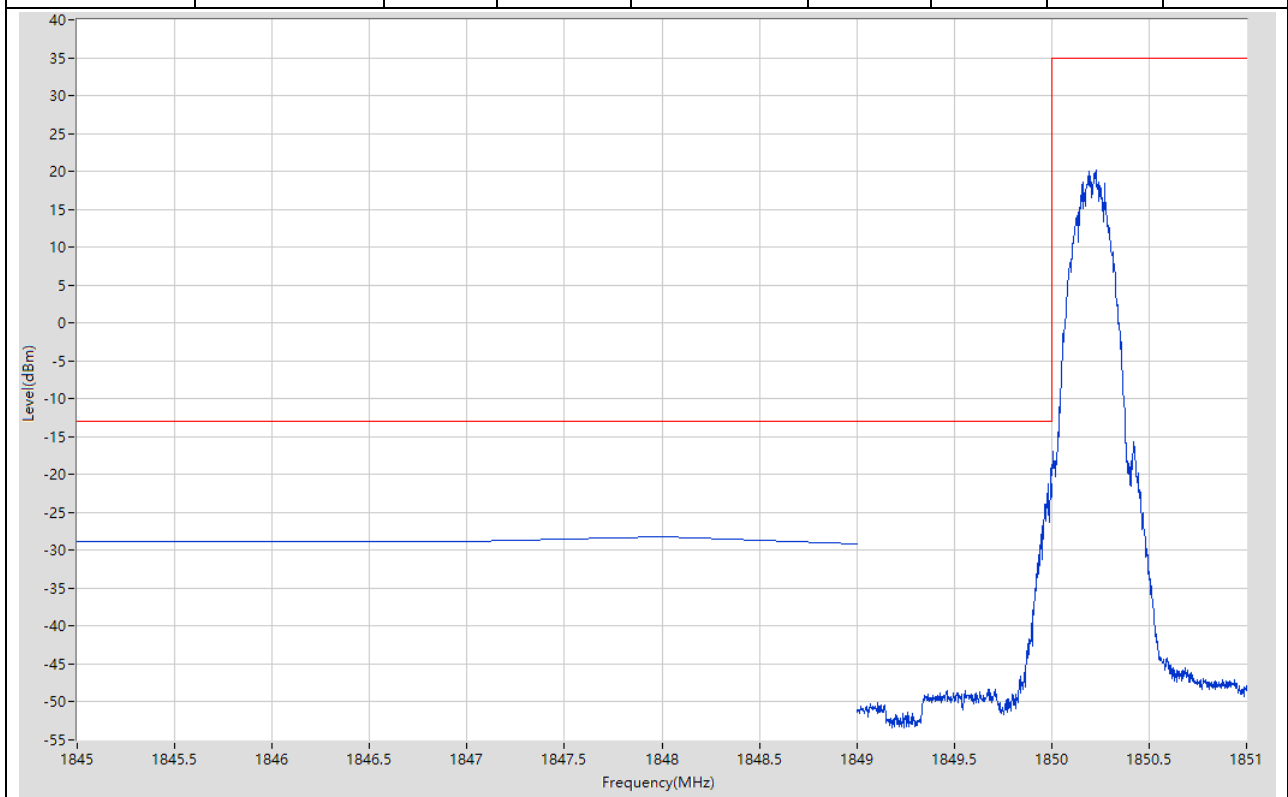
Start Frequency (MHz)	Stop Frequency (MHz)	RBW (MHz)	Detector	Frequency (MHz)	Power (dBm)	Limit (dBm)	Verdict	Sweep Point
848.5	849	0.01	RMS	848.786	22.99	35	Pass	401
849	850	0.003	RMS	849.023	-18.2	-13	Pass	401
850	855	0.1	RMS	850.025	-41.41	-13	Pass	401



## 2. GSM\_PCS

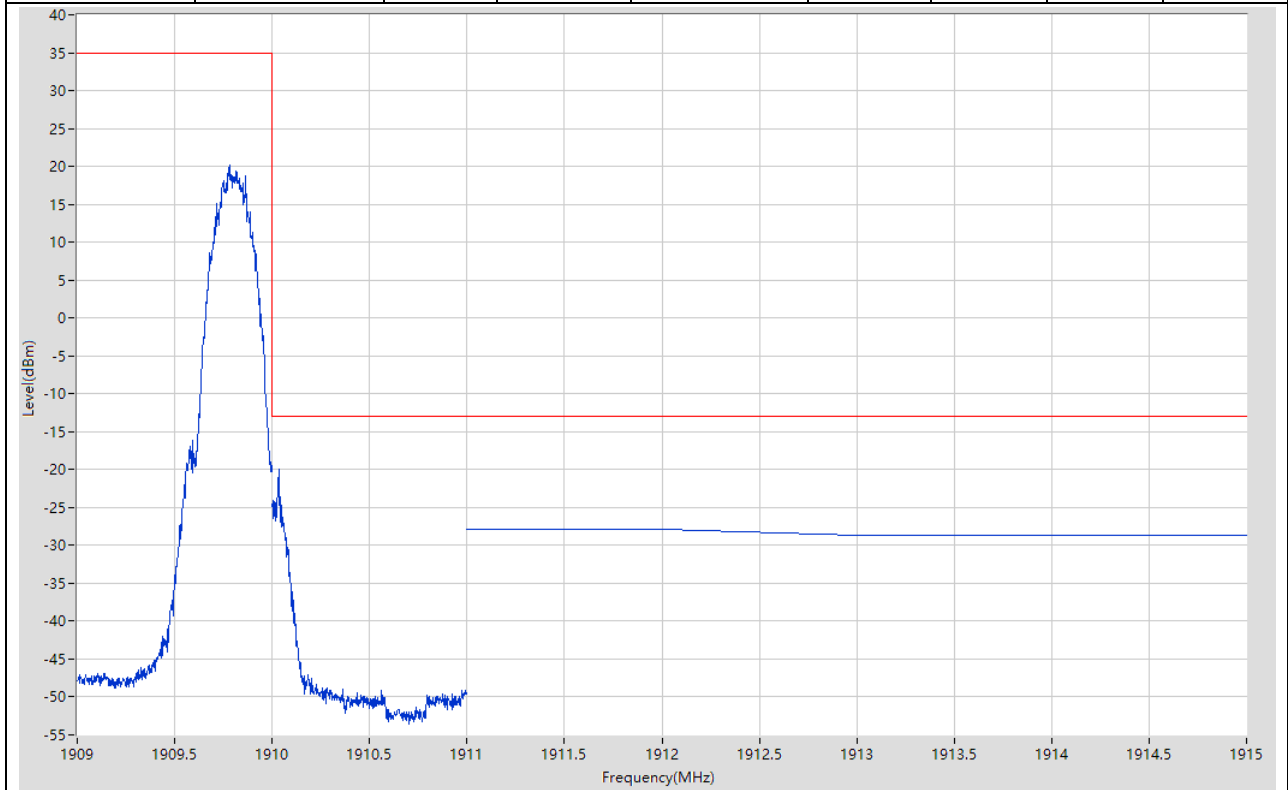
### 2.1. GSM Band Edge\_Part22-24(NTNV)(Channel:512)

Start Frequency (MHz)	Stop Frequency (MHz)	RBW (MHz)	Detector	Frequency (MHz)	Power (dBm)	Limit (dBm)	Verdict	Sweep Point
1845	1849	1	RMS	1848	-28.19	-13	Pass	5
1849	1850	0.003	RMS	1849.998	-19.11	-13	Pass	401
1850	1851	0.01	RMS	1850.228	20.13	35	Pass	401



## 2.2. GSM Band Edge\_Part22-24(NTNV)(Channel:810)

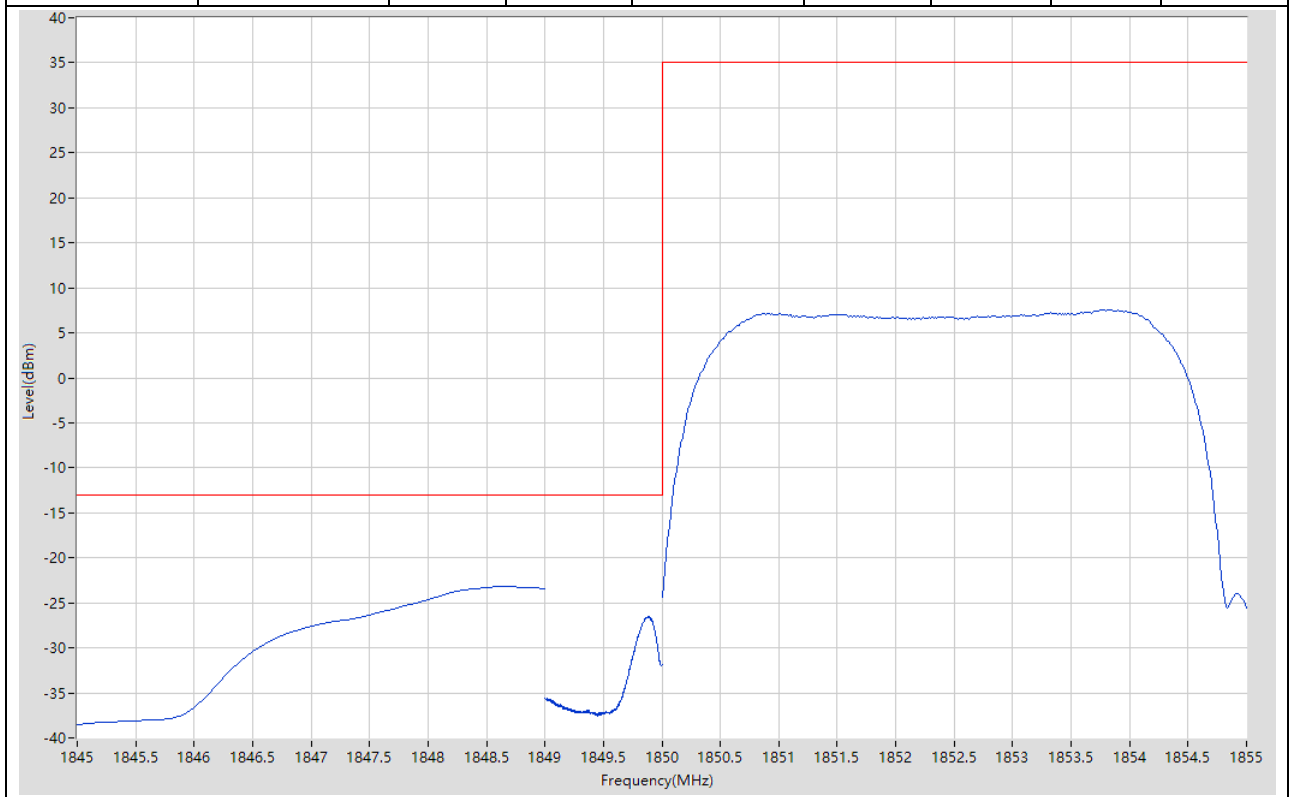
Start Frequency (MHz)	Stop Frequency (MHz)	RBW (MHz)	Detector	Frequency (MHz)	Power (dBm)	Limit (dBm)	Verdict	Sweep Point
1909	1910	0.01	RMS	1909.783	20.11	35	Pass	401
1910	1911	0.003	RMS	1910.035	-19.95	-13	Pass	401
1911	1915	1	RMS	1912	-27.93	-13	Pass	5



### 3. WCDMA\_Band2

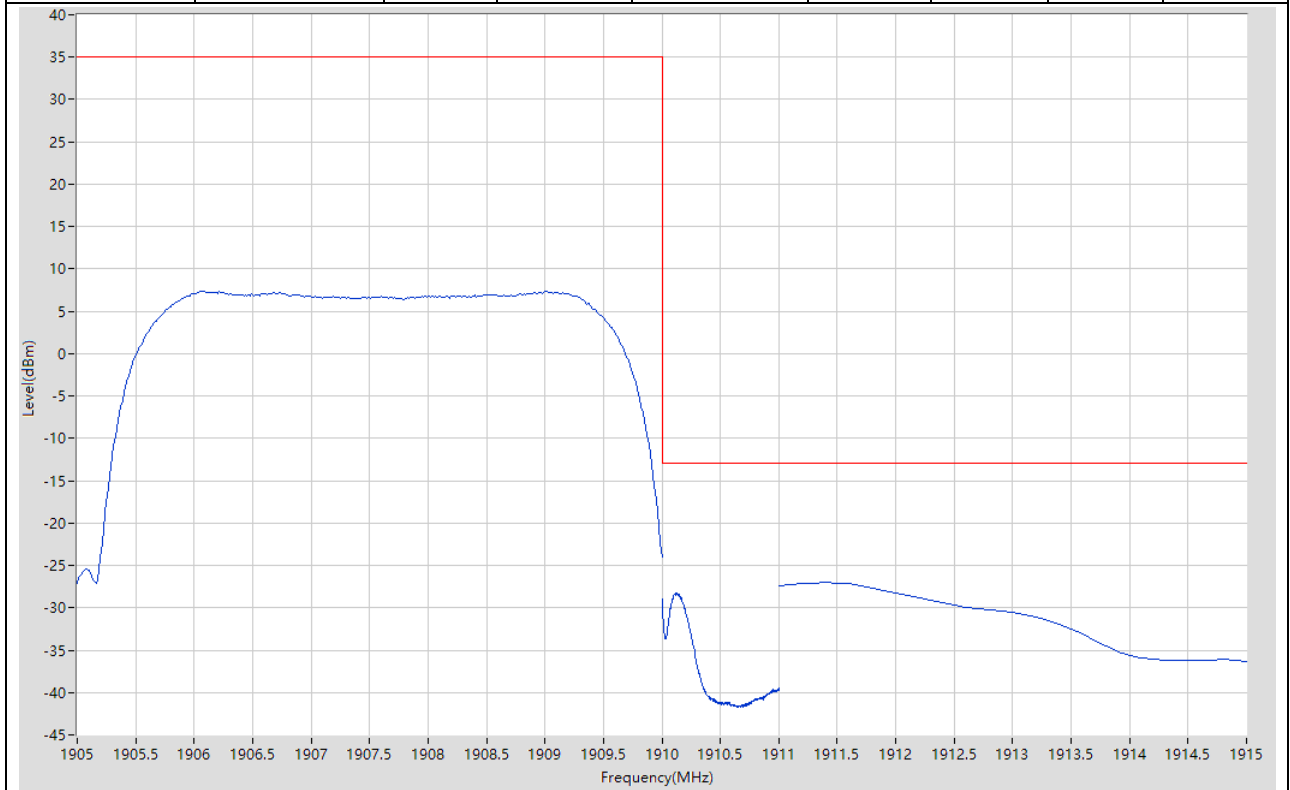
#### 3.1. WCDMA Band Edge\_Part22-24-27(NTNV)(Channel:9262)

Start Frequency (MHz)	Stop Frequency (MHz)	RBW (MHz)	Detector	Frequency (MHz)	Power (dBm)	Limit (dBm)	Verdict	Sweep Point
1845	1849	1	RMS	1848.7	-23.2	-13	Pass	41
1849	1850	0.051	RMS	1849.888	-26.5	-13	Pass	401
1850	1855	0.1	RMS	1853.9	7.59	35	Pass	401



### 3.2. WCDMA Band Edge\_Part22-24-27(NTNV)(Channel:9538)

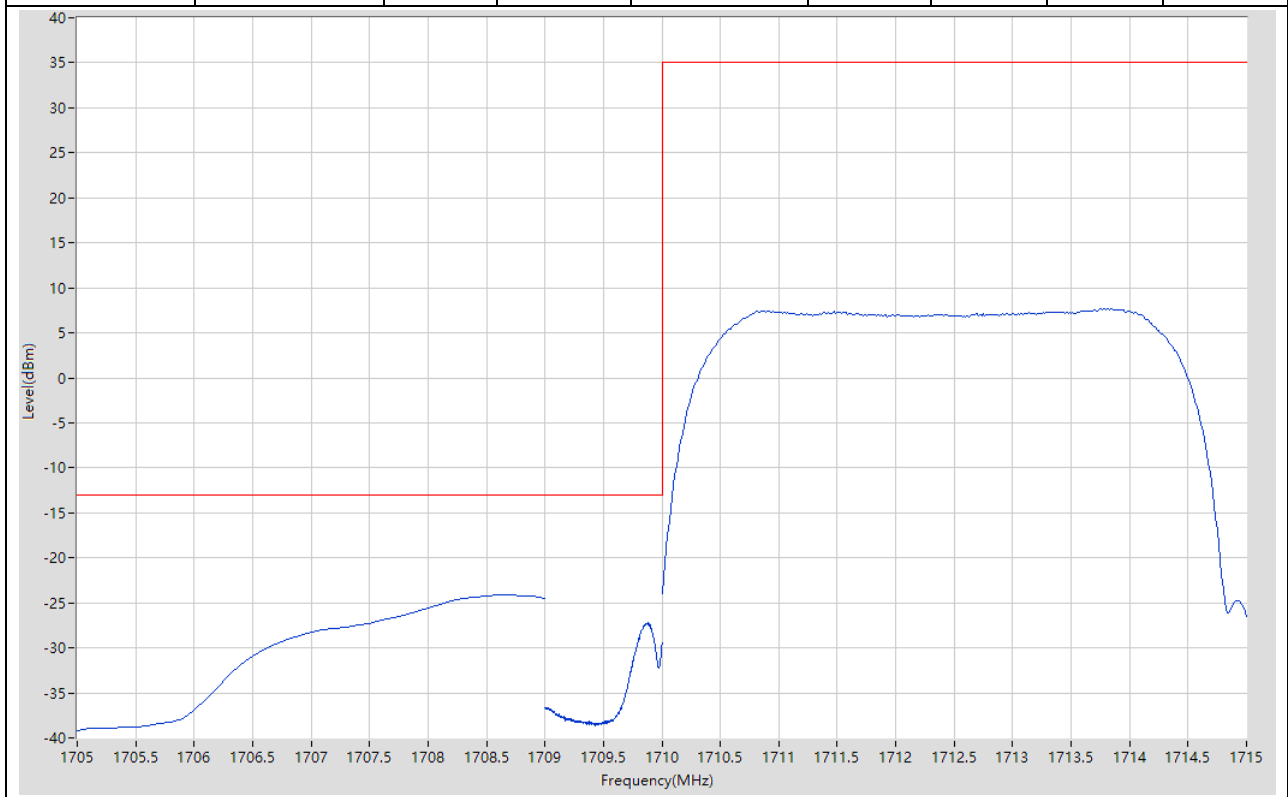
Start Frequency (MHz)	Stop Frequency (MHz)	RBW (MHz)	Detector	Frequency (MHz)	Power (dBm)	Limit (dBm)	Verdict	Sweep Point
1905	1910	0.1	RMS	1906.088	7.36	35	Pass	401
1910	1911	0.051	RMS	1910.128	-28.22	-13	Pass	401
1911	1915	1	RMS	1911.4	-27.03	-13	Pass	41



## 4. WCDMA\_Band4

### 4.1. WCDMA Band Edge\_Part22-24-27(NTNV)(Channel:1312)

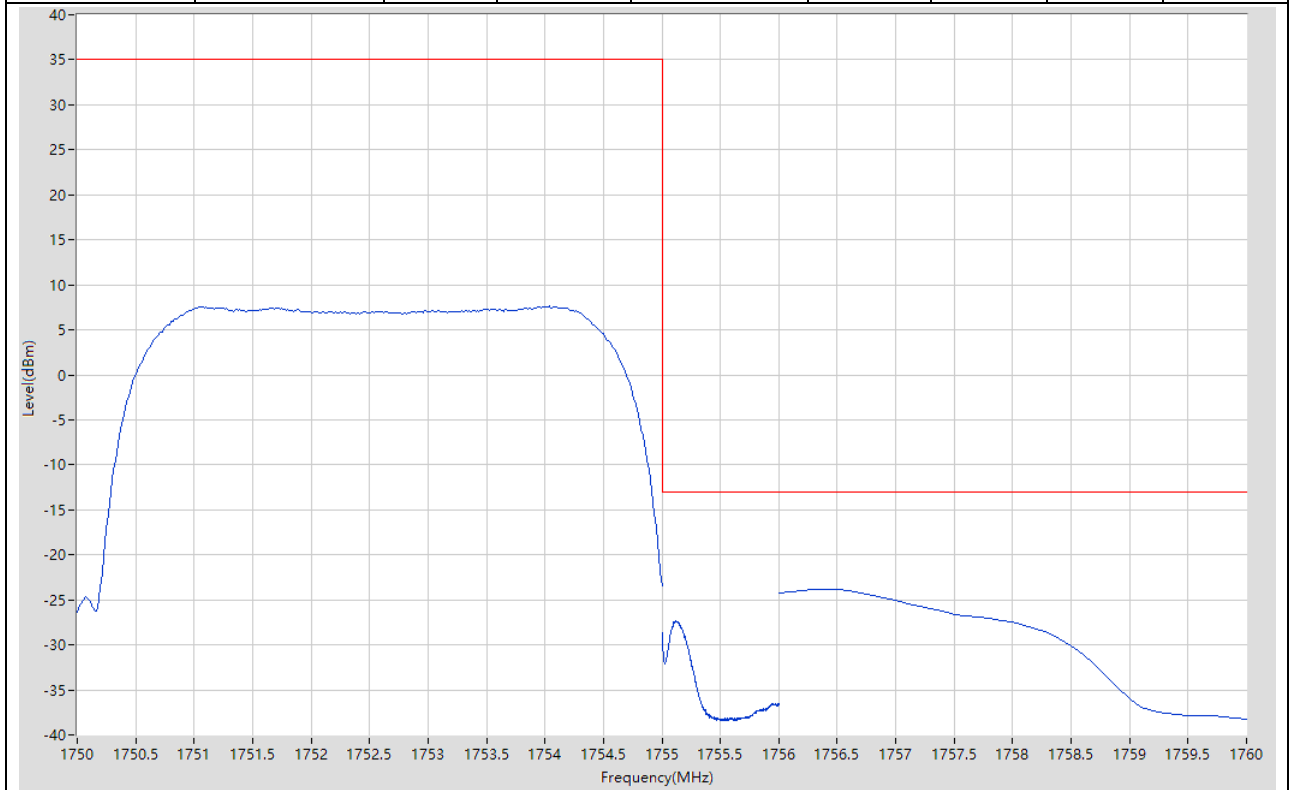
Start Frequency (MHz)	Stop Frequency (MHz)	RBW (MHz)	Detector	Frequency (MHz)	Power (dBm)	Limit (dBm)	Verdict	Sweep Point
1705	1709	1	RMS	1708.6	-24.13	-13	Pass	41
1709	1710	0.051	RMS	1709.883	-27.22	-13	Pass	401
1710	1715	0.1	RMS	1713.788	7.7	35	Pass	401





#### 4.2. WCDMA Band Edge\_Part22-24-27(NTNV)(Channel:1513)

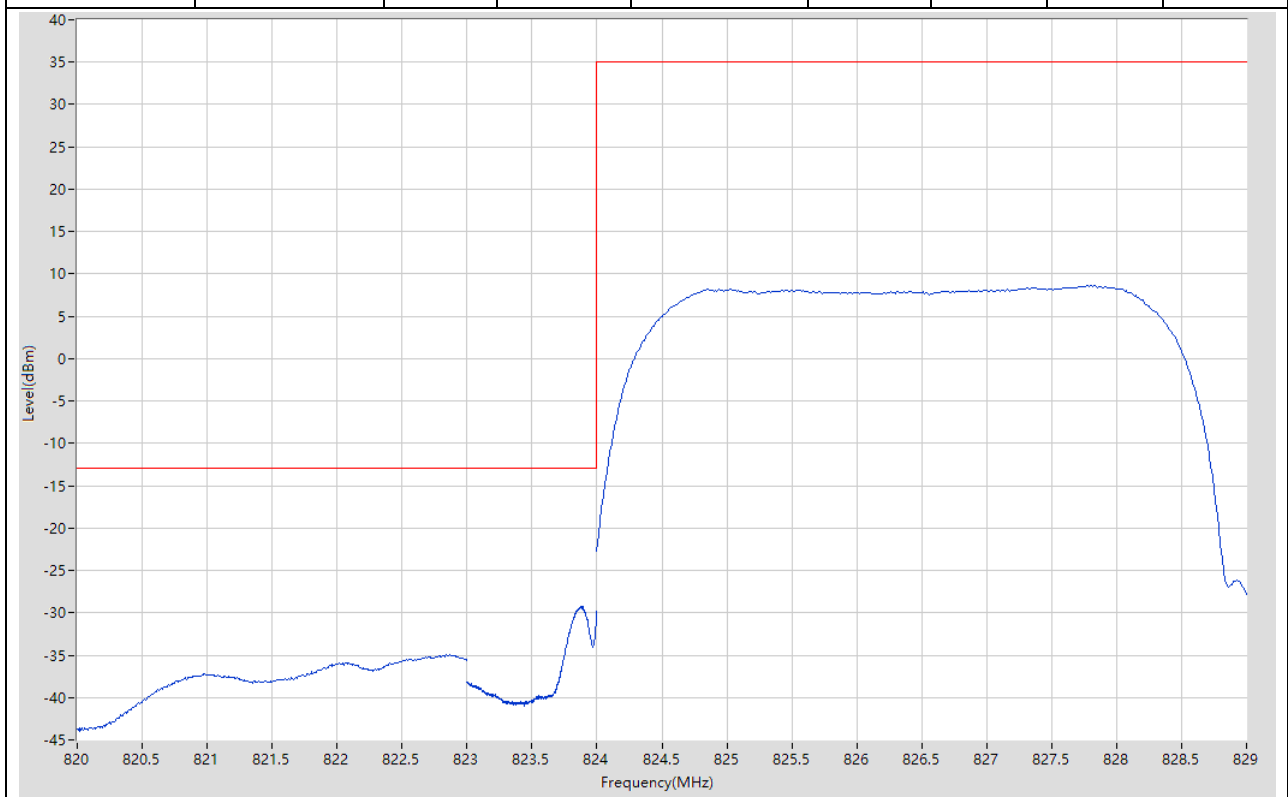
Start Frequency (MHz)	Stop Frequency (MHz)	RBW (MHz)	Detector	Frequency (MHz)	Power (dBm)	Limit (dBm)	Verdict	Sweep Point
1750	1755	0.1	RMS	1754.038	7.62	35	Pass	401
1755	1756	0.051	RMS	1755.118	-27.32	-13	Pass	401
1756	1760	1	RMS	1756.3	-23.82	-13	Pass	41



## 5. WCDMA\_Band5

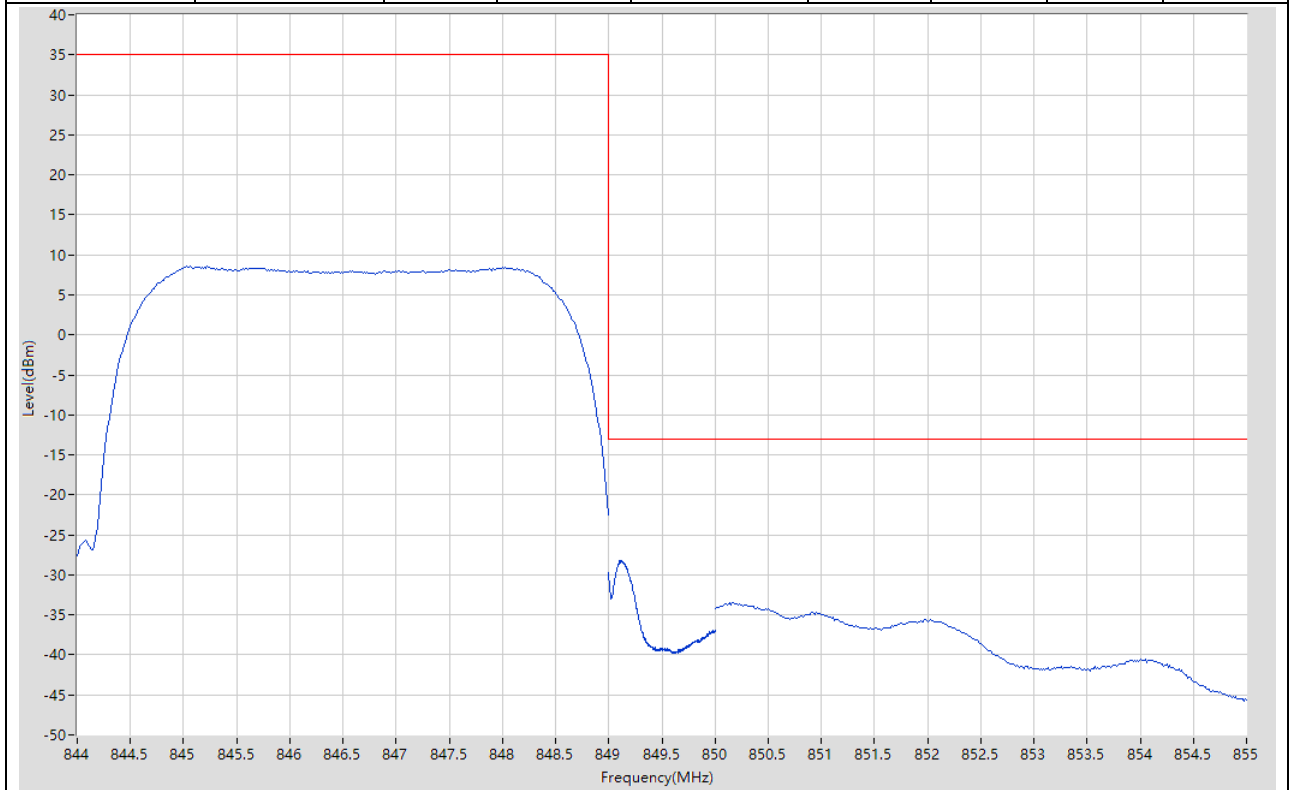
### 5.1. WCDMA Band Edge\_Part22-24-27(NTNV)(Channel:4132)

Start Frequency (MHz)	Stop Frequency (MHz)	RBW (MHz)	Detector	Frequency (MHz)	Power (dBm)	Limit (dBm)	Verdict	Sweep Point
820	823	0.1	RMS	822.843	-34.93	-13	Pass	401
823	824	0.051	RMS	823.883	-29.26	-13	Pass	401
824	829	0.1	RMS	827.838	8.64	35	Pass	401



## 5.2. WCDMA Band Edge\_Part22-24-27(NTNV)(Channel:4233)

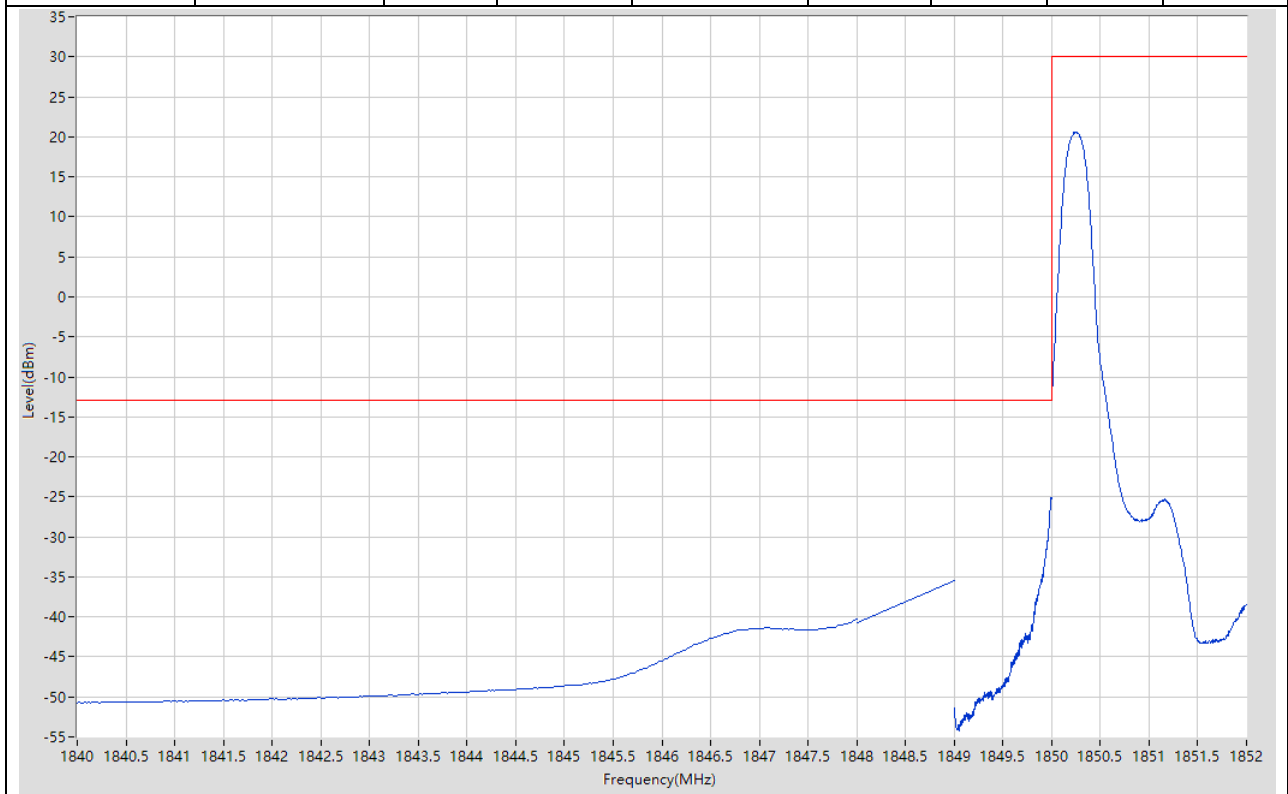
Start Frequency (MHz)	Stop Frequency (MHz)	RBW (MHz)	Detector	Frequency (MHz)	Power (dBm)	Limit (dBm)	Verdict	Sweep Point
844	849	0.1	RMS	845.063	8.58	35	Pass	401
849	850	0.051	RMS	849.113	-28.16	-13	Pass	401
850	855	0.1	RMS	850.175	-33.47	-13	Pass	401



## 6. LTE\_Band2

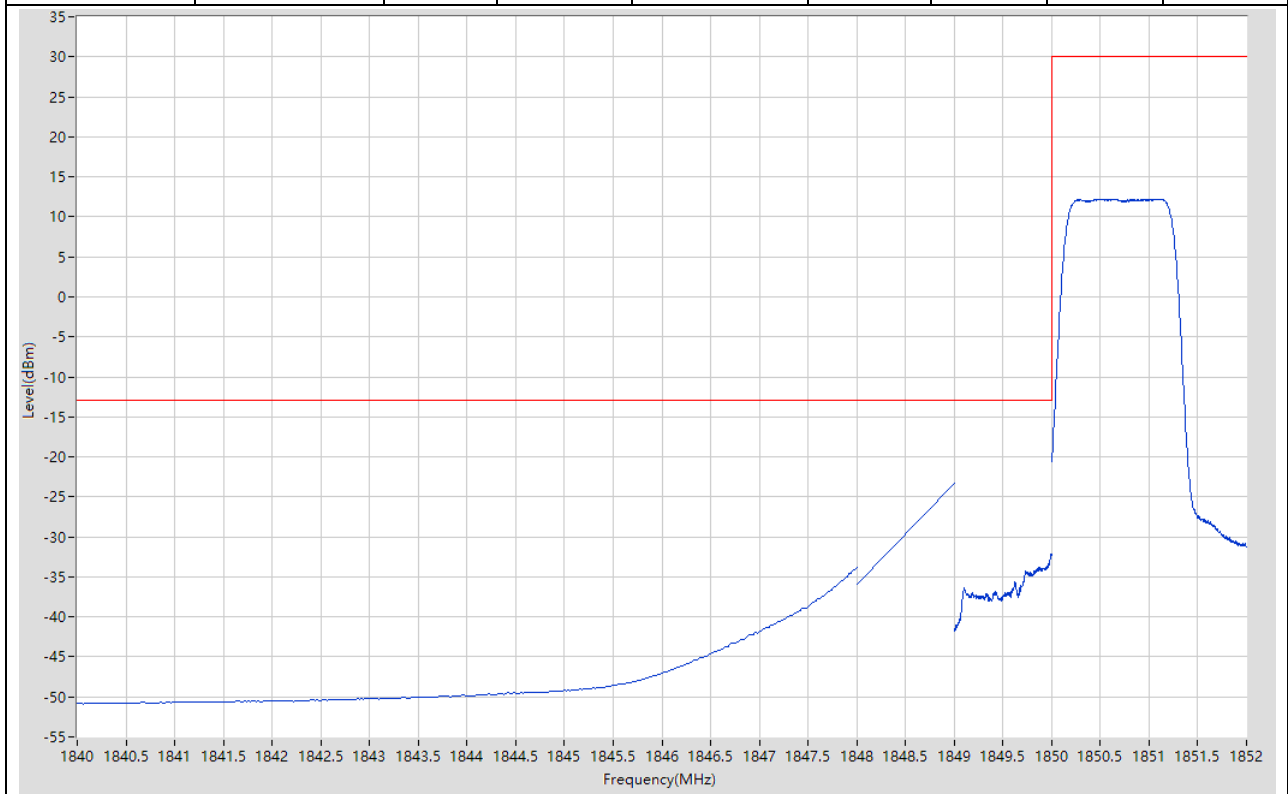
### 6.1. LTE Band Edge\_Part22-24-27(NTNV)(Subtest:1, Channel:18607, Bandwidth:1.4, Modulation:QPSK, RB Number: 1, RB Position:LOW)

Start Frequency (MHz)	Stop Frequency (MHz)	RBW (MHz)	Detector	Frequency (MHz)	Power (dBm)	Limit (dBm)	Verdict	Sweep Point
1840	1848	1	RMS	1848	-40.34	-13	Pass	401
1848	1849	1	RMS	1849	-35.5	-13	Pass	2
1849	1850	0.02	RMS	1850	-25.06	-13	Pass	401
1850	1852	0.1	RMS	1850.245	20.57	30	Pass	401



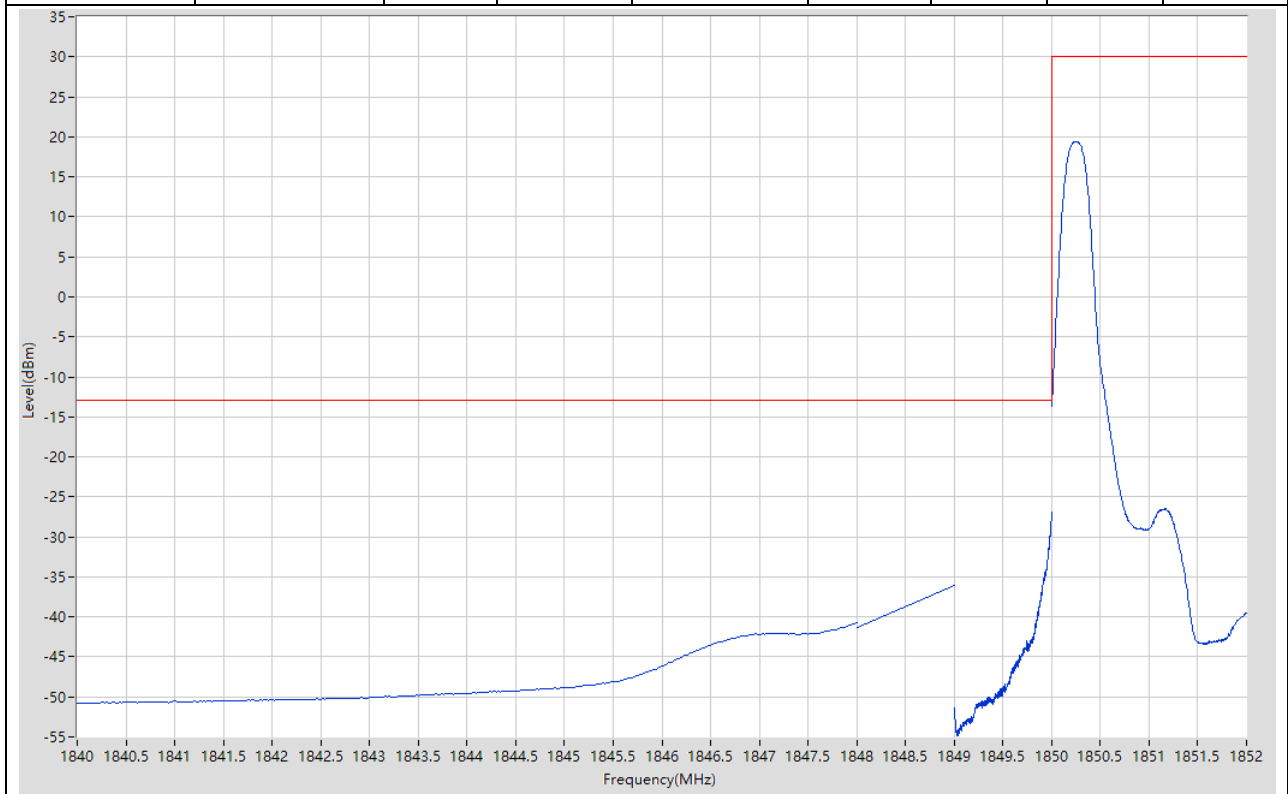
**6.2. LTE Band Edge\_Part22-24-27(NTNV)(Subtest:2, Channel:18607, Bandwidth:1.4, Modulation:QPSK, RB Number: 6, RB Position:LOW)**

Start Frequency (MHz)	Stop Frequency (MHz)	RBW (MHz)	Detector	Frequency (MHz)	Power (dBm)	Limit (dBm)	Verdict	Sweep Point
1840	1848	1	RMS	1848	-33.77	-13	Pass	401
1848	1849	1	RMS	1849	-23.25	-13	Pass	2
1849	1850	0.02	RMS	1849.995	-32.15	-13	Pass	401
1850	1852	0.1	RMS	1850.5	12.21	30	Pass	401



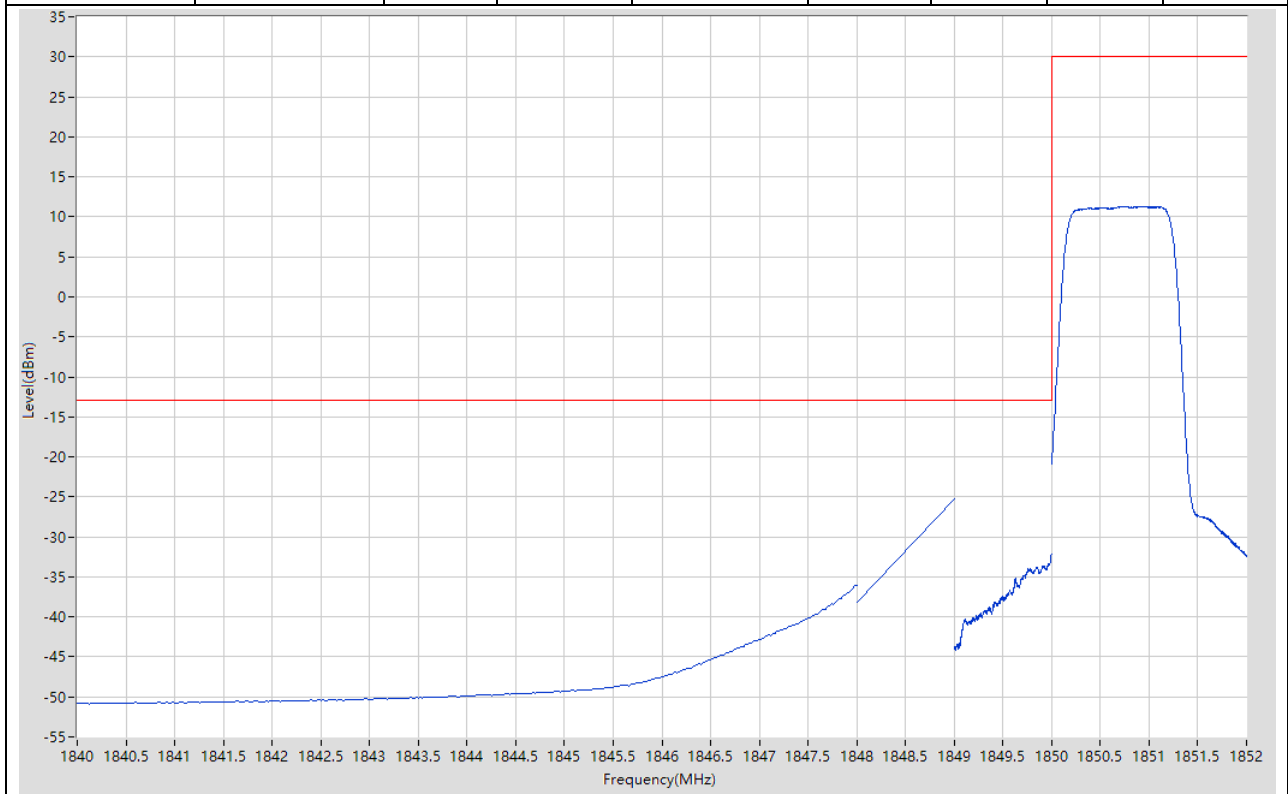
**6.3. LTE Band Edge\_Part22-24-27(NTNV)(Subtest:3, Channel:18607, Bandwidth:1.4, Modulation:Q16, RB Number: 1, RB Position:LOW)**

Start Frequency (MHz)	Stop Frequency (MHz)	RBW (MHz)	Detector	Frequency (MHz)	Power (dBm)	Limit (dBm)	Verdict	Sweep Point
1840	1848	1	RMS	1848	-40.7	-13	Pass	401
1848	1849	1	RMS	1849	-36.02	-13	Pass	2
1849	1850	0.02	RMS	1850	-26.91	-13	Pass	401
1850	1852	0.1	RMS	1850.245	19.44	30	Pass	401



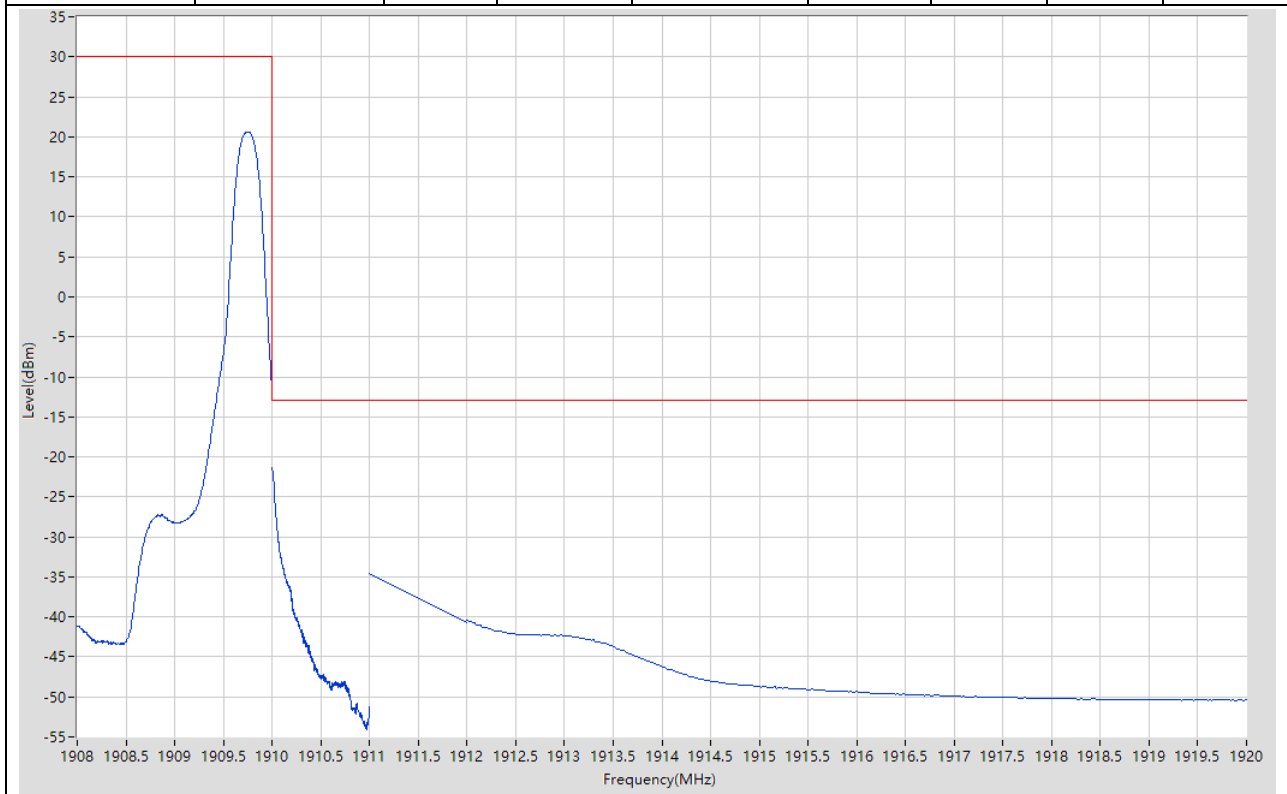
**6.4. LTE Band Edge\_Part22-24-27(NTNV)(Subtest:4, Channel:18607, Bandwidth:1.4, Modulation:Q16, RB Number: 6, RB Position:LOW)**

Start Frequency (MHz)	Stop Frequency (MHz)	RBW (MHz)	Detector	Frequency (MHz)	Power (dBm)	Limit (dBm)	Verdict	Sweep Point
1840	1848	1	RMS	1848	-36.12	-13	Pass	401
1848	1849	1	RMS	1849	-25.31	-13	Pass	2
1849	1850	0.02	RMS	1849.998	-32.13	-13	Pass	401
1850	1852	0.1	RMS	1850.91	11.33	30	Pass	401



**6.5. LTE Band Edge\_Part22-24-27(NTNV)(Subtest:5, Channel:19193, Bandwidth:1.4, Modulation:QPSK, RB Number: 1, RB Position:HIGH)**

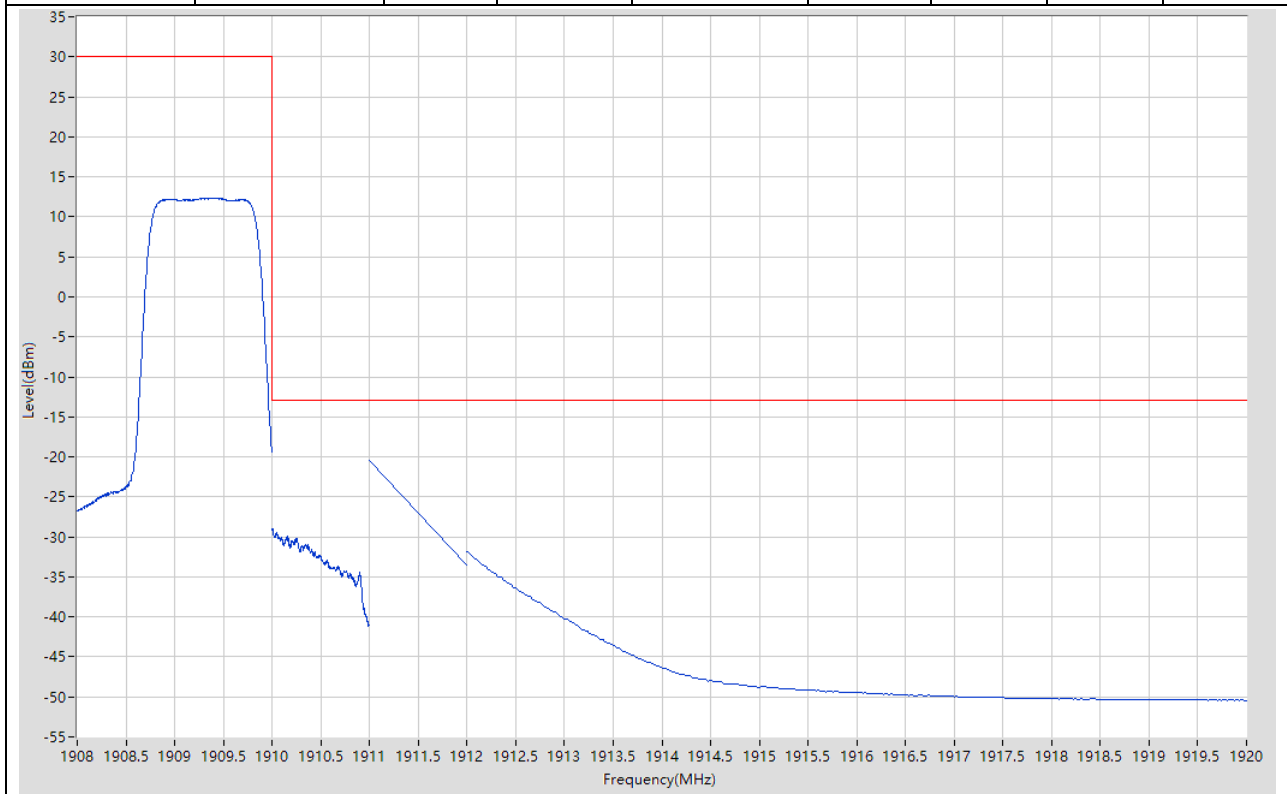
Start Frequency (MHz)	Stop Frequency (MHz)	RBW (MHz)	Detector	Frequency (MHz)	Power (dBm)	Limit (dBm)	Verdict	Sweep Point
1908	1910	0.1	RMS	1909.75	20.64	30	Pass	401
1910	1911	0.02	RMS	1910	-21.41	-13	Pass	401
1911	1912	1	RMS	1911	-34.62	-13	Pass	2
1912	1920	1	RMS	1912	-40.46	-13	Pass	401





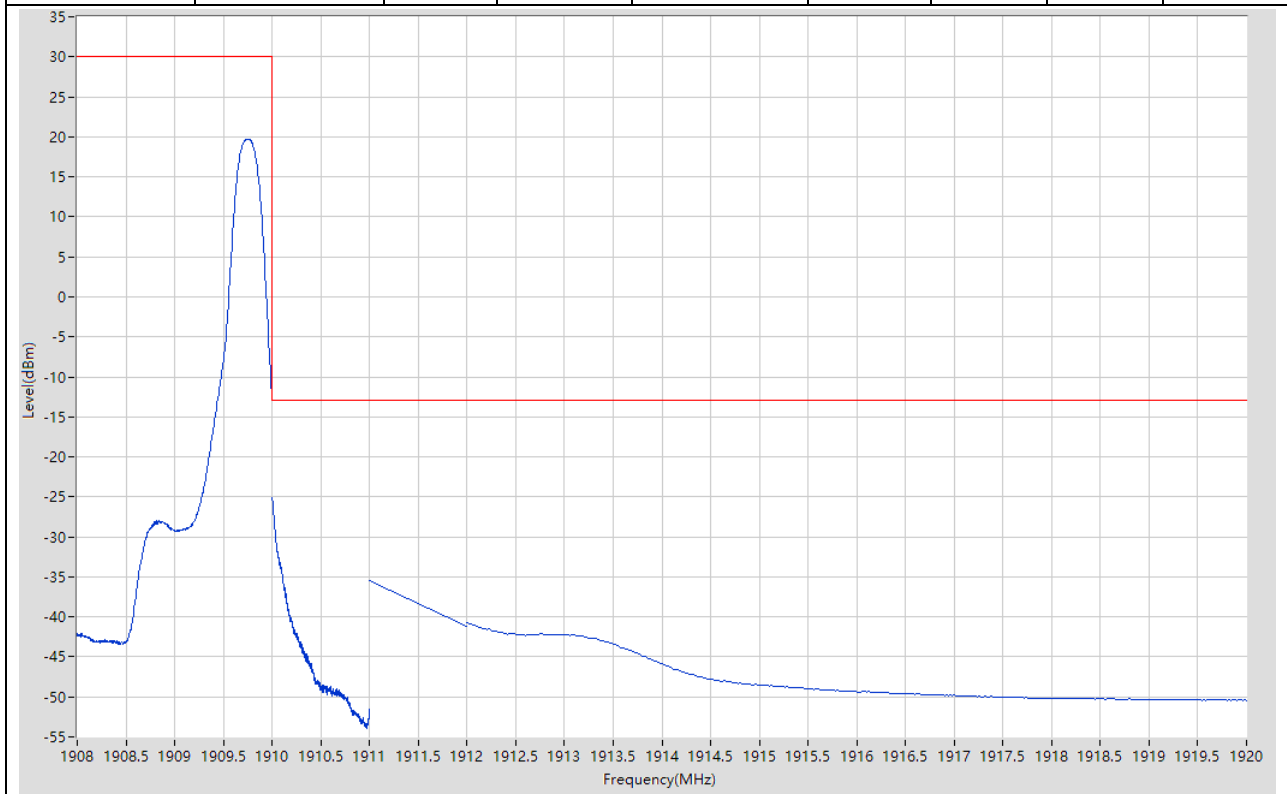
**6.6. LTE Band Edge\_Part22-24-27(NTNV)(Subtest:6, Channel:19193, Bandwidth:1.4, Modulation:QPSK, RB Number: 6, RB Position:HIGH)**

Start Frequency (MHz)	Stop Frequency (MHz)	RBW (MHz)	Detector	Frequency (MHz)	Power (dBm)	Limit (dBm)	Verdict	Sweep Point
1908	1910	0.1	RMS	1909.445	12.37	30	Pass	401
1910	1911	0.02	RMS	1910	-28.96	-13	Pass	401
1911	1912	1	RMS	1911	-20.5	-13	Pass	2
1912	1920	1	RMS	1912	-31.85	-13	Pass	401



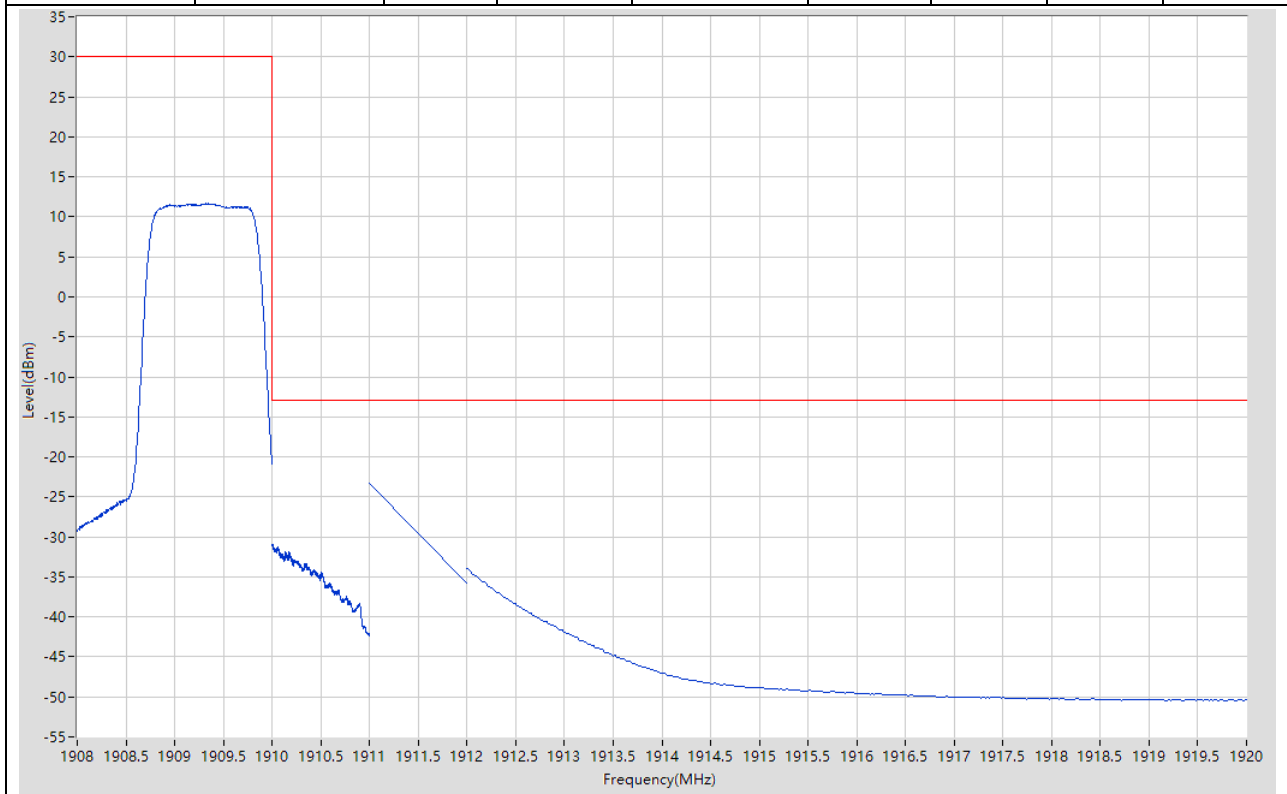
**6.7. LTE Band Edge\_Part22-24-27(NTNV)(Subtest:7, Channel:19193, Bandwidth:1.4, Modulation:Q16, RB Number: 1, RB Position:HIGH)**

Start Frequency (MHz)	Stop Frequency (MHz)	RBW (MHz)	Detector	Frequency (MHz)	Power (dBm)	Limit (dBm)	Verdict	Sweep Point
1908	1910	0.1	RMS	1909.74	19.73	30	Pass	401
1910	1911	0.02	RMS	1910	-25.11	-13	Pass	401
1911	1912	1	RMS	1911	-35.45	-13	Pass	2
1912	1920	1	RMS	1912	-40.71	-13	Pass	401



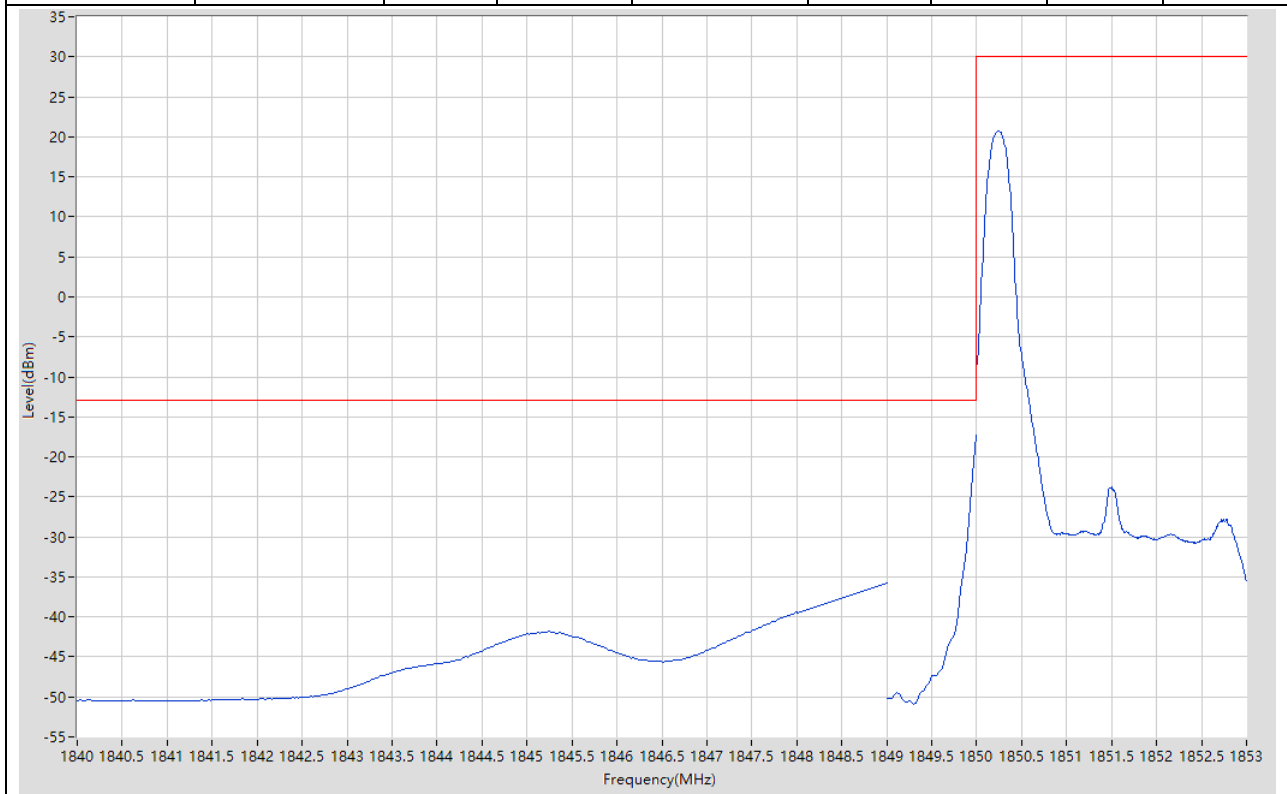
**6.8. LTE Band Edge\_Part22-24-27(NTNV)(Subtest:8, Channel:19193, Bandwidth:1.4, Modulation:Q16, RB Number: 6, RB Position:HIGH)**

Start Frequency (MHz)	Stop Frequency (MHz)	RBW (MHz)	Detector	Frequency (MHz)	Power (dBm)	Limit (dBm)	Verdict	Sweep Point
1908	1910	0.1	RMS	1909.32	11.65	30	Pass	401
1910	1911	0.02	RMS	1910.005	-30.92	-13	Pass	401
1911	1912	1	RMS	1911	-23.28	-13	Pass	2
1912	1920	1	RMS	1912	-33.94	-13	Pass	401



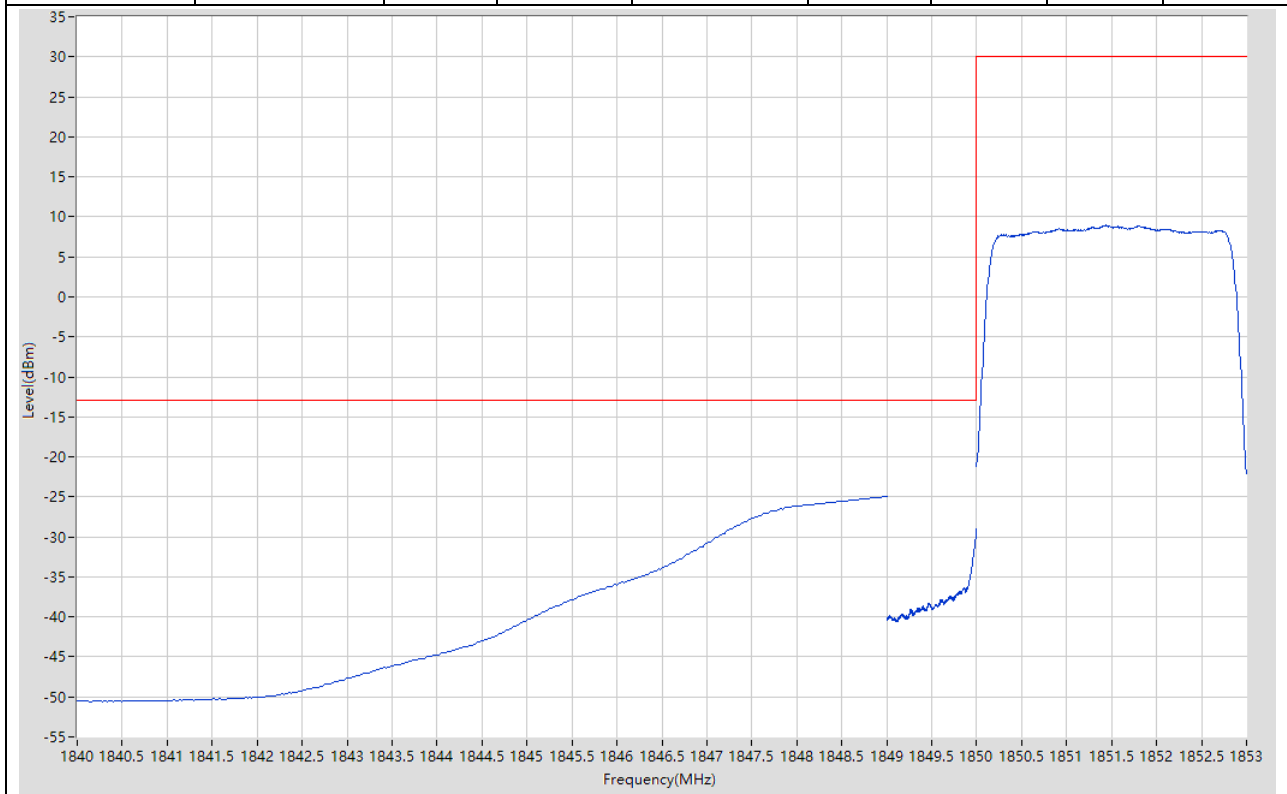
**6.9. LTE Band Edge\_Part22-24-27(NTNV)(Subtest:9, Channel:18615, Bandwidth:3, Modulation:QPSK, RB Number: 1, RB Position:LOW)**

Start Frequency (MHz)	Stop Frequency (MHz)	RBW (MHz)	Detector	Frequency (MHz)	Power (dBm)	Limit (dBm)	Verdict	Sweep Point
1840	1848	1	RMS	1848	-39.34	-13	Pass	401
1848	1849	1	RMS	1849	-35.74	-13	Pass	2
1849	1850	0.03	RMS	1850	-17.24	-13	Pass	35
1850	1853	0.1	RMS	1850.233	20.71	30	Pass	401



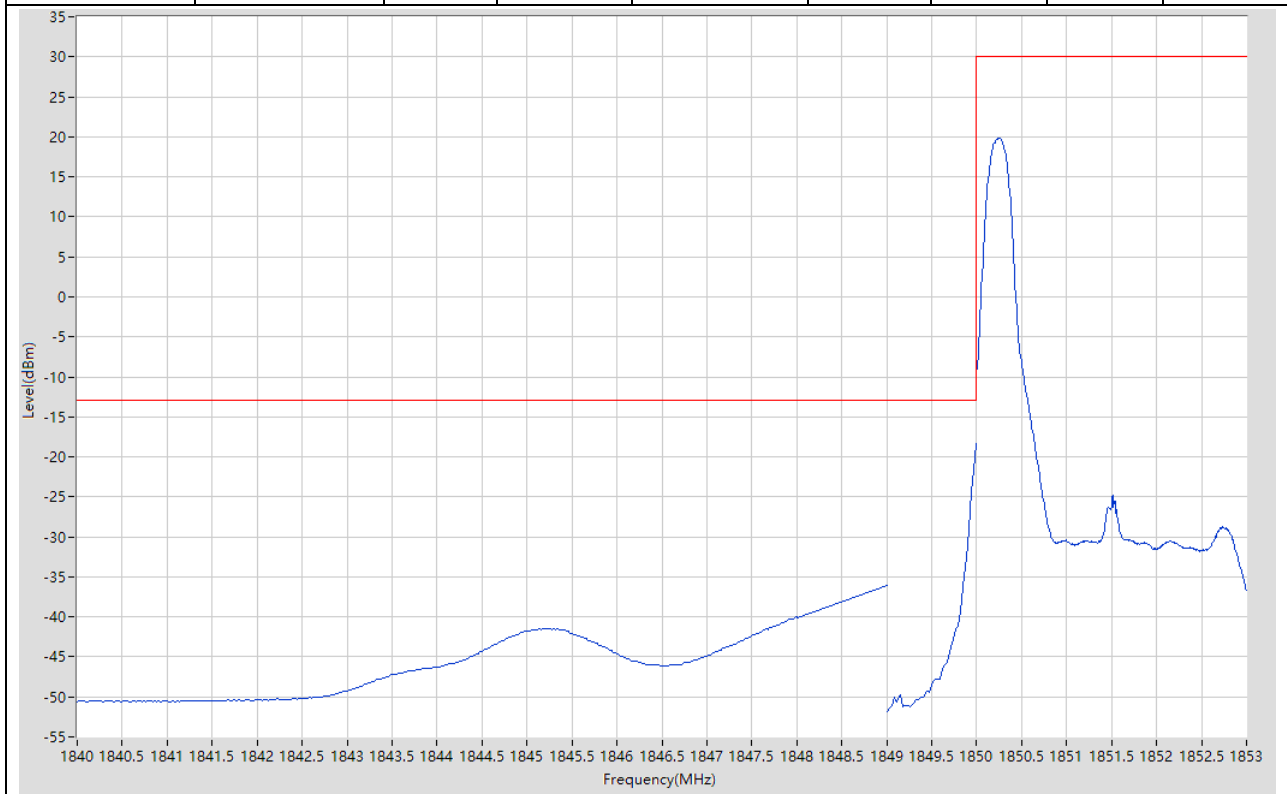
**6.10. LTE Band Edge\_Part22-24-27(NTNV)(Subtest:10, Channel:18615, Bandwidth:3, Modulation:QPSK, RB Number: 15, RB Position:LOW)**

Start Frequency (MHz)	Stop Frequency (MHz)	RBW (MHz)	Detector	Frequency (MHz)	Power (dBm)	Limit (dBm)	Verdict	Sweep Point
1840	1848	1	RMS	1847.98	-26.12	-13	Pass	401
1848	1849	1	RMS	1849	-25.01	-13	Pass	2
1849	1850	0.03	RMS	1850	-29.06	-13	Pass	401
1850	1853	0.1	RMS	1851.433	8.93	30	Pass	401



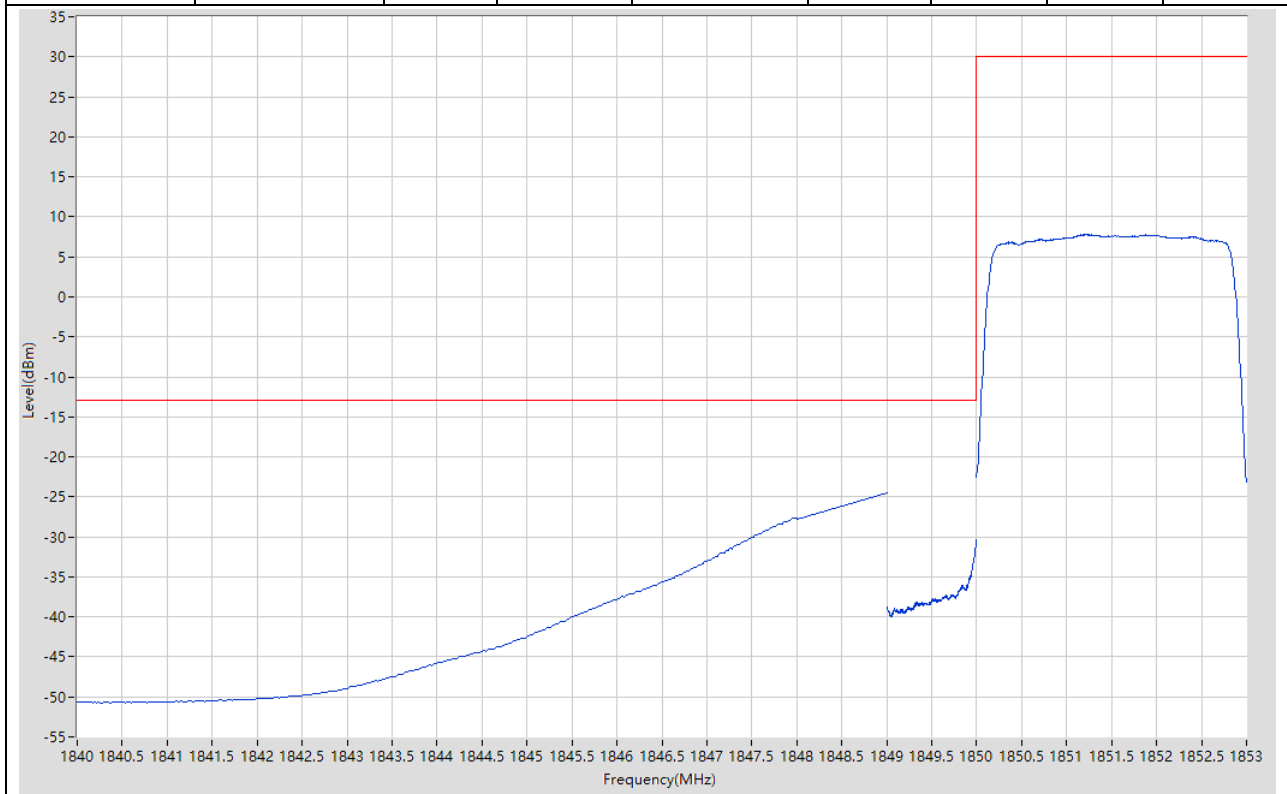
**6.11. LTE Band Edge\_Part22-24-27(NTNV)(Subtest:11, Channel:18615, Bandwidth:3, Modulation:Q16, RB Number: 1, RB Position:LOW)**

Start Frequency (MHz)	Stop Frequency (MHz)	RBW (MHz)	Detector	Frequency (MHz)	Power (dBm)	Limit (dBm)	Verdict	Sweep Point
1840	1848	1	RMS	1848	-40.01	-13	Pass	401
1848	1849	1	RMS	1849	-36.12	-13	Pass	2
1849	1850	0.03	RMS	1850	-18.27	-13	Pass	35
1850	1853	0.1	RMS	1850.248	19.85	30	Pass	401



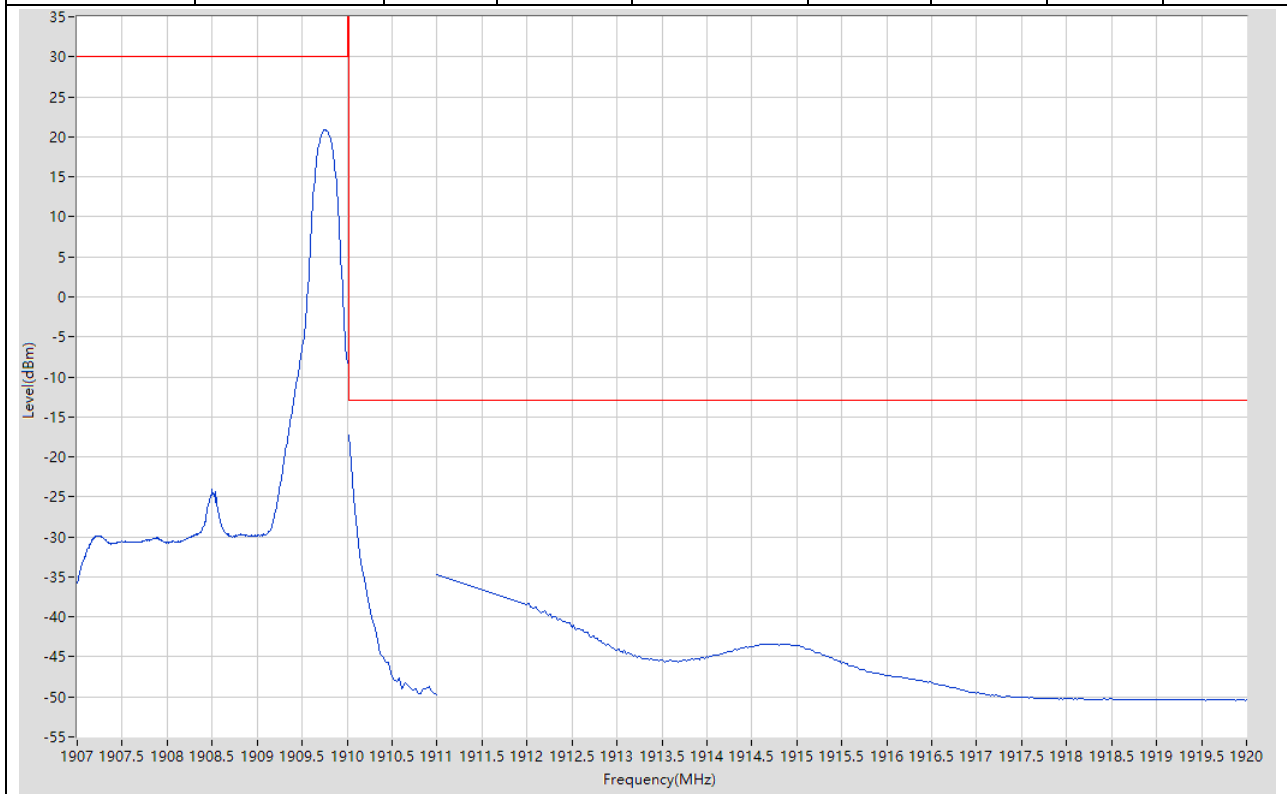
**6.12. LTE Band Edge\_Part22-24-27(NTNV)(Subtest:12, Channel:18615, Bandwidth:3, Modulation:Q16, RB Number: 15, RB Position:LOW)**

Start Frequency (MHz)	Stop Frequency (MHz)	RBW (MHz)	Detector	Frequency (MHz)	Power (dBm)	Limit (dBm)	Verdict	Sweep Point
1840	1848	1	RMS	1848	-27.59	-13	Pass	401
1848	1849	1	RMS	1849	-24.5	-13	Pass	2
1849	1850	0.03	RMS	1850	-30.33	-13	Pass	401
1850	1853	0.1	RMS	1851.245	7.79	30	Pass	401



**6.13. LTE Band Edge\_Part22-24-27(NTNV)(Subtest:13, Channel:19185, Bandwidth:3, Modulation:QPSK, RB Number: 1, RB Position:HIGH)**

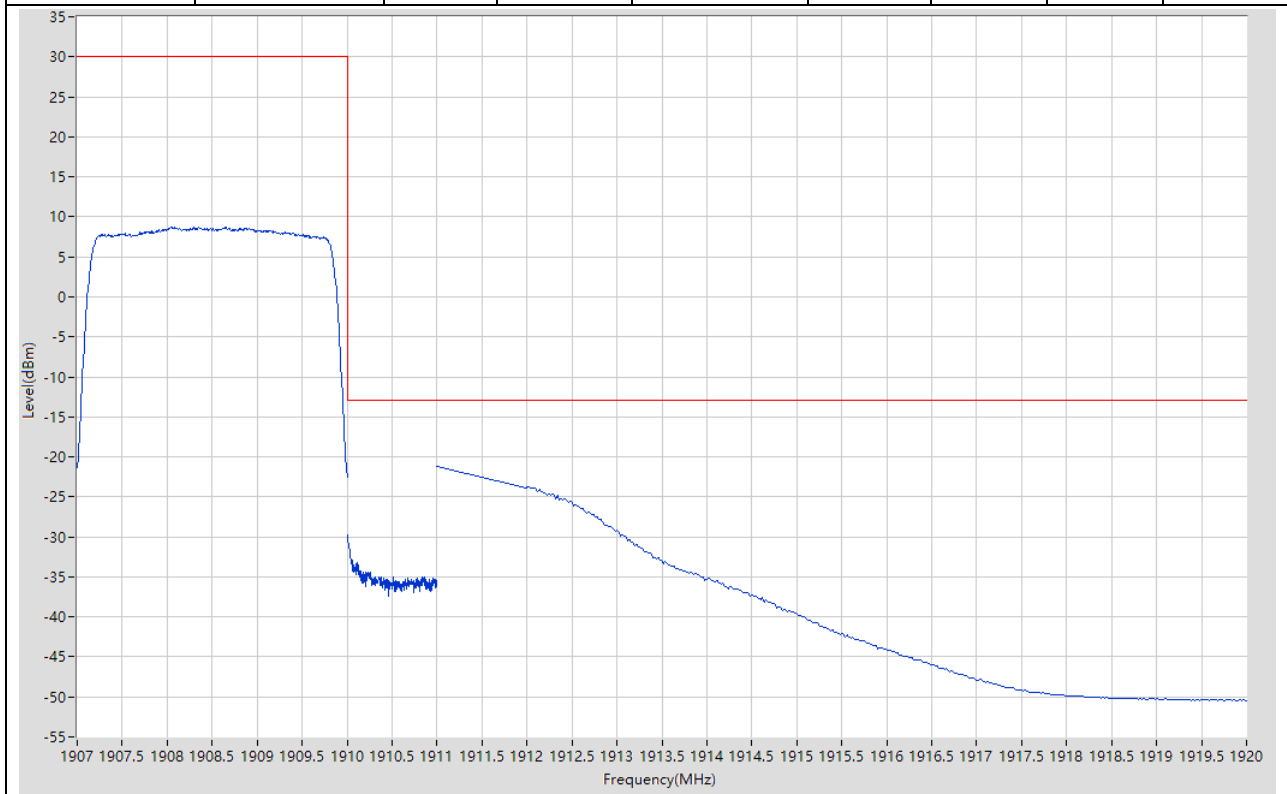
Start Frequency (MHz)	Stop Frequency (MHz)	RBW (MHz)	Detector	Frequency (MHz)	Power (dBm)	Limit (dBm)	Verdict	Sweep Point
1907	1910	0.1	RMS	1909.753	20.82	30	Pass	401
1910.015	1911	0.03	RMS	1910.015	-17.23	-13	Pass	34
1911	1912	1	RMS	1911	-34.68	-13	Pass	2
1912	1920	1	RMS	1912.02	-38.32	-13	Pass	401





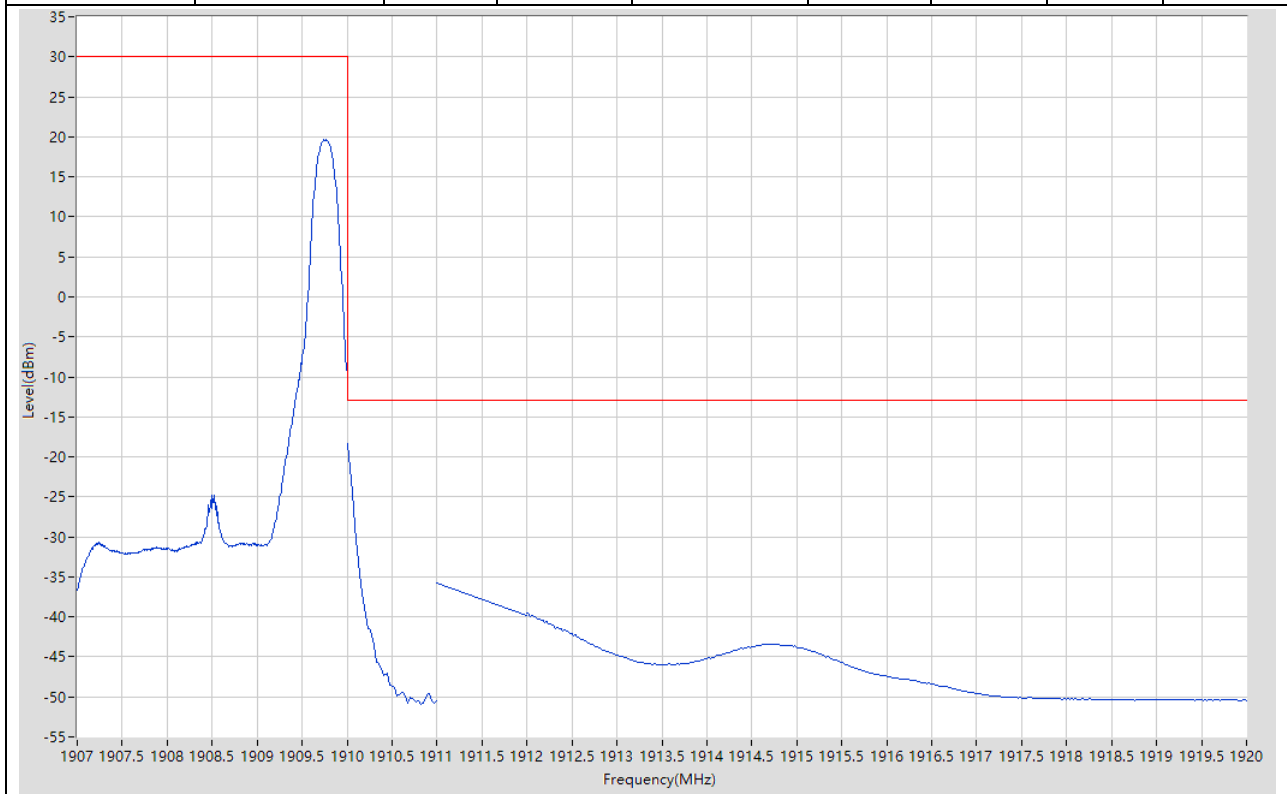
**6.14. LTE Band Edge\_Part22-24-27(NTNV)(Subtest:14, Channel:19185, Bandwidth:3, Modulation:QPSK, RB Number: 15, RB Position:HIGH)**

Start Frequency (MHz)	Stop Frequency (MHz)	RBW (MHz)	Detector	Frequency (MHz)	Power (dBm)	Limit (dBm)	Verdict	Sweep Point
1907	1910	0.1	RMS	1908.088	8.7	30	Pass	401
1910	1911	0.03	RMS	1910.003	-29.7	-13	Pass	401
1911	1912	1	RMS	1911	-21.16	-13	Pass	2
1912	1920	1	RMS	1912	-23.68	-13	Pass	401



**6.15. LTE Band Edge\_Part22-24-27(NTNV)(Subtest:15, Channel:19185, Bandwidth:3, Modulation:Q16, RB Number: 1, RB Position:HIGH)**

Start Frequency (MHz)	Stop Frequency (MHz)	RBW (MHz)	Detector	Frequency (MHz)	Power (dBm)	Limit (dBm)	Verdict	Sweep Point
1907	1910	0.1	RMS	1909.76	19.72	30	Pass	401
1910	1911	0.03	RMS	1910	-18.32	-13	Pass	35
1911	1912	1	RMS	1911	-35.77	-13	Pass	2
1912	1920	1	RMS	1912	-39.49	-13	Pass	401



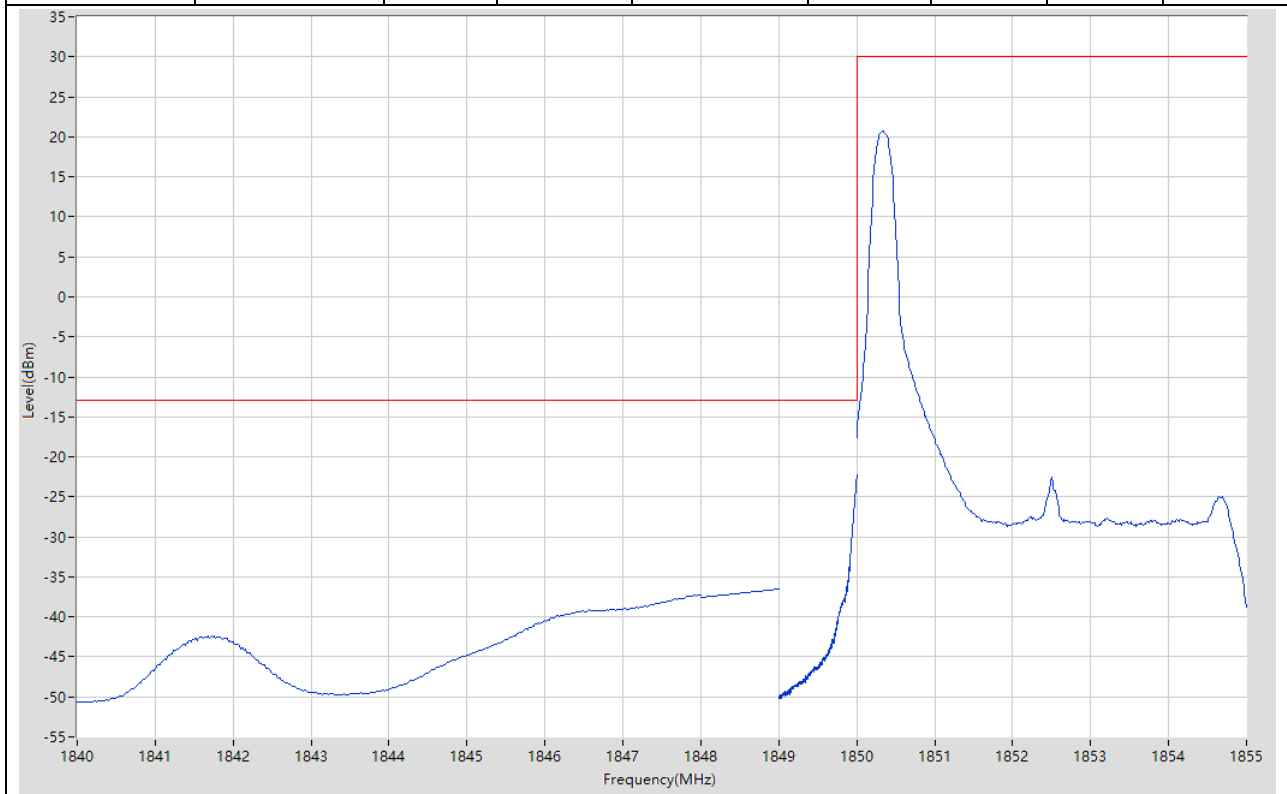
**6.16. LTE Band Edge\_Part22-24-27(NTNV)(Subtest:16, Channel:19185, Bandwidth:3, Modulation:Q16, RB Number: 15, RB Position:HIGH)**

Start Frequency (MHz)	Stop Frequency (MHz)	RBW (MHz)	Detector	Frequency (MHz)	Power (dBm)	Limit (dBm)	Verdict	Sweep Point
1907	1910	0.1	RMS	1908.59	7.7	30	Pass	401
1910	1911	0.03	RMS	1910	-30.06	-13	Pass	401
1911	1912	1	RMS	1911	-22.84	-13	Pass	2
1912	1920	1	RMS	1912.02	-26.02	-13	Pass	401



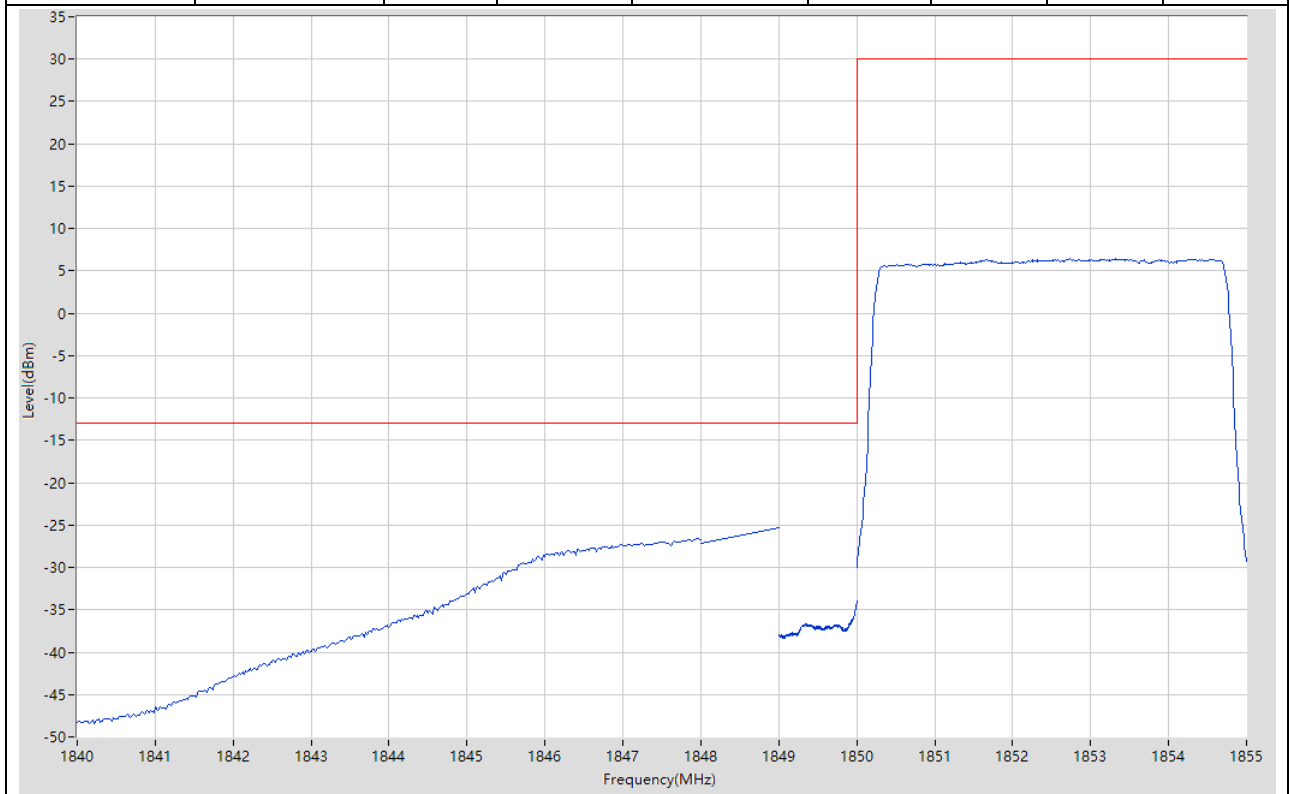
**6.17. LTE Band Edge\_Part22-24-27(NTNV)(Subtest:17, Channel:18625, Bandwidth:5, Modulation:QPSK, RB Number: 1, RB Position:LOW)**

Start Frequency (MHz)	Stop Frequency (MHz)	RBW (MHz)	Detector	Frequency (MHz)	Power (dBm)	Limit (dBm)	Verdict	Sweep Point
1840	1848	1	RMS	1848	-37.22	-13	Pass	401
1848	1849	1	RMS	1849	-36.55	-13	Pass	2
1849	1850	0.051	RMS	1850	-22.31	-13	Pass	401
1850	1855	0.1	RMS	1850.325	20.68	30	Pass	401



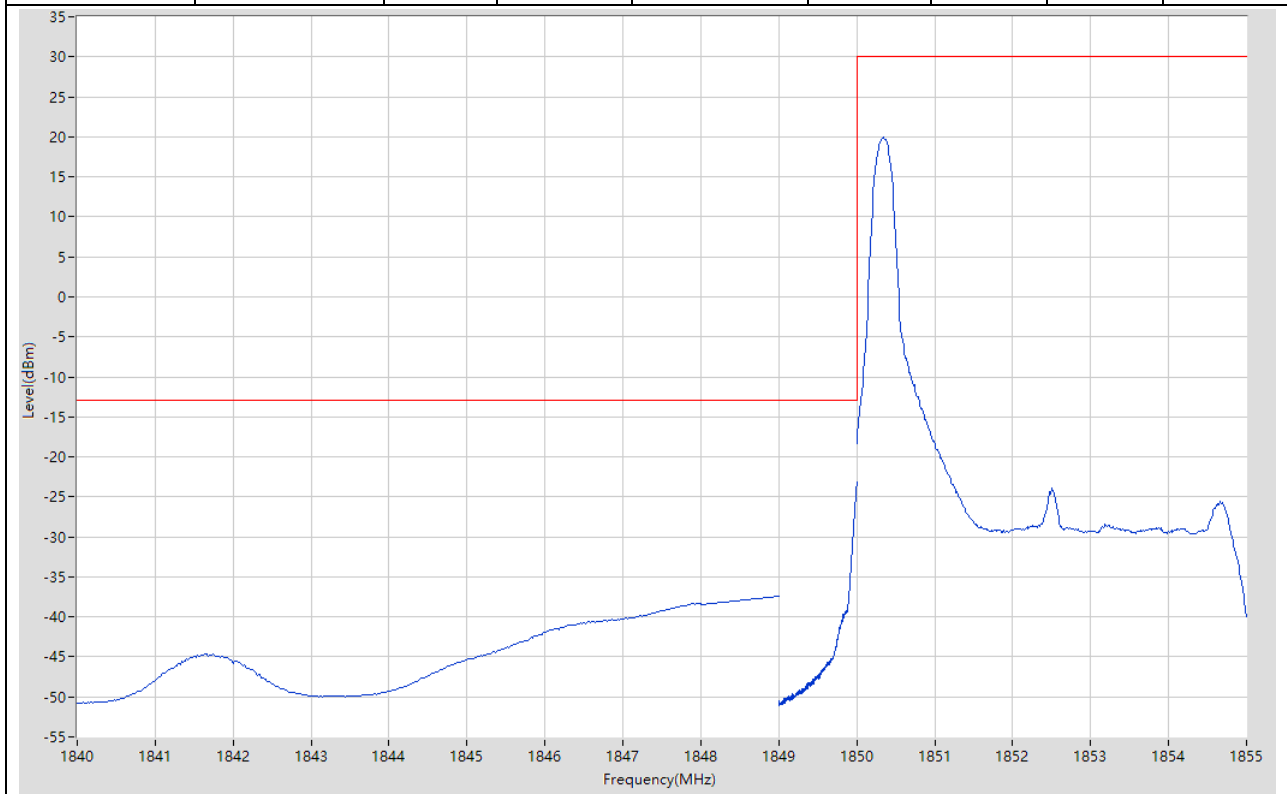
**6.18. LTE Band Edge\_Part22-24-27(NTNV)(Subtest:18, Channel:18625, Bandwidth:5, Modulation:QPSK, RB Number: 25, RB Position:LOW)**

Start Frequency (MHz)	Stop Frequency (MHz)	RBW (MHz)	Detector	Frequency (MHz)	Power (dBm)	Limit (dBm)	Verdict	Sweep Point
1840	1848	1	RMS	1847.94	-26.59	-13	Pass	401
1848	1849	1	RMS	1849	-25.25	-13	Pass	2
1849	1850	0.051	RMS	1850	-34.01	-13	Pass	401
1850	1855	0.1	RMS	1852.738	6.43	30	Pass	401



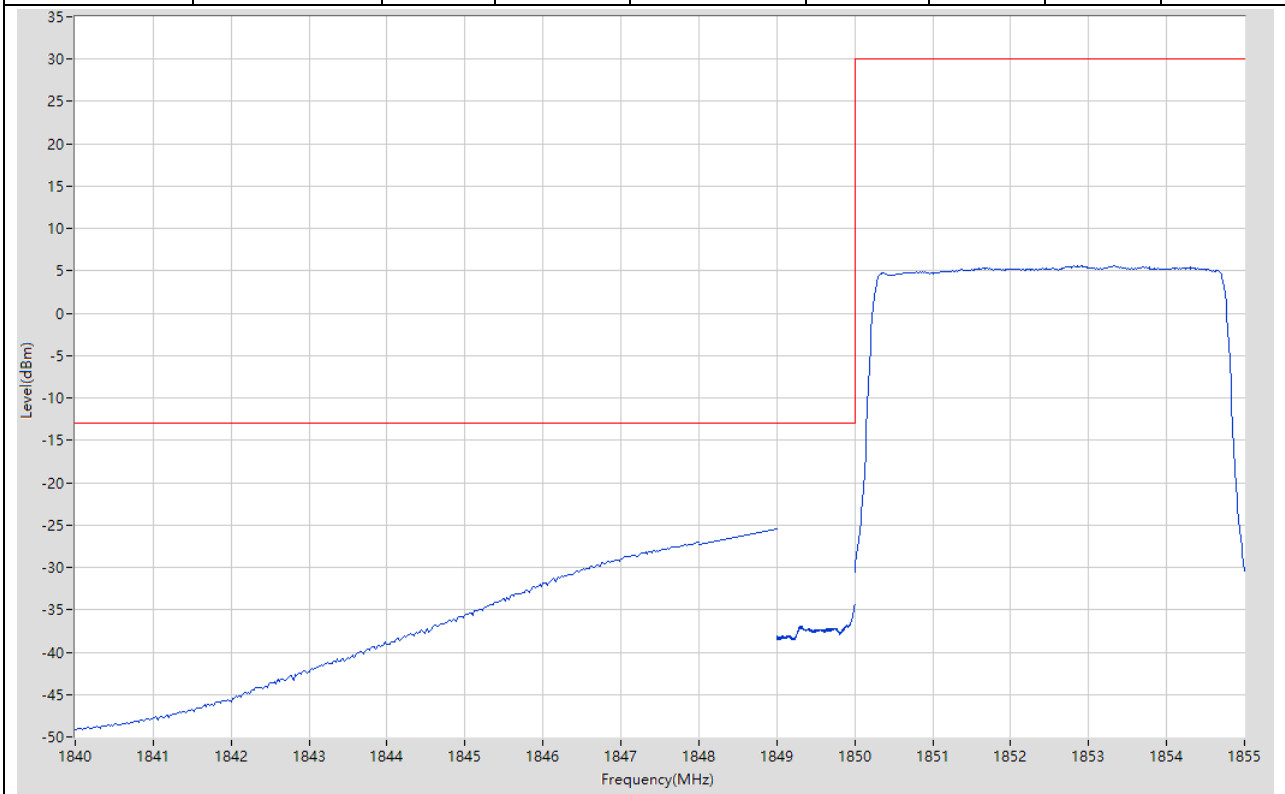
**6.19. LTE Band Edge\_Part22-24-27(NTNV)(Subtest:19, Channel:18625, Bandwidth:5, Modulation:Q16, RB Number: 1, RB Position:LOW)**

Start Frequency (MHz)	Stop Frequency (MHz)	RBW (MHz)	Detector	Frequency (MHz)	Power (dBm)	Limit (dBm)	Verdict	Sweep Point
1840	1848	1	RMS	1848	-38.29	-13	Pass	401
1848	1849	1	RMS	1849	-37.47	-13	Pass	2
1849	1850	0.051	RMS	1850	-23.16	-13	Pass	401
1850	1855	0.1	RMS	1850.35	19.91	30	Pass	401



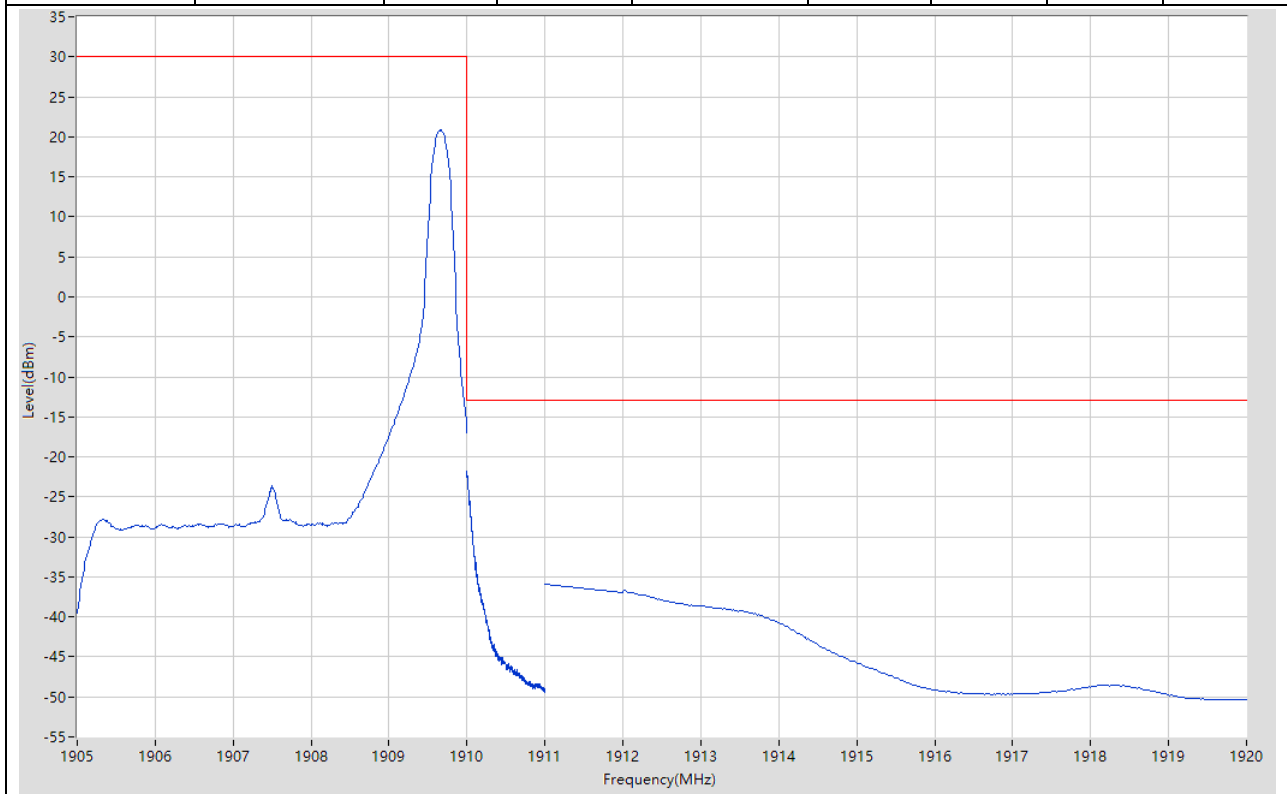
**6.20. LTE Band Edge\_Part22-24-27(NTNV)(Subtest:20, Channel:18625, Bandwidth:5, Modulation:Q16, RB Number: 25, RB Position:LOW)**

Start Frequency (MHz)	Stop Frequency (MHz)	RBW (MHz)	Detector	Frequency (MHz)	Power (dBm)	Limit (dBm)	Verdict	Sweep Point
1840	1848	1	RMS	1848	-27.06	-13	Pass	401
1848	1849	1	RMS	1849	-25.51	-13	Pass	2
1849	1850	0.051	RMS	1850	-34.33	-13	Pass	401
1850	1855	0.1	RMS	1853.338	5.61	30	Pass	401



**6.21. LTE Band Edge\_Part22-24-27(NTNV)(Subtest:21, Channel:19175, Bandwidth:5, Modulation:QPSK, RB Number: 1, RB Position:HIGH)**

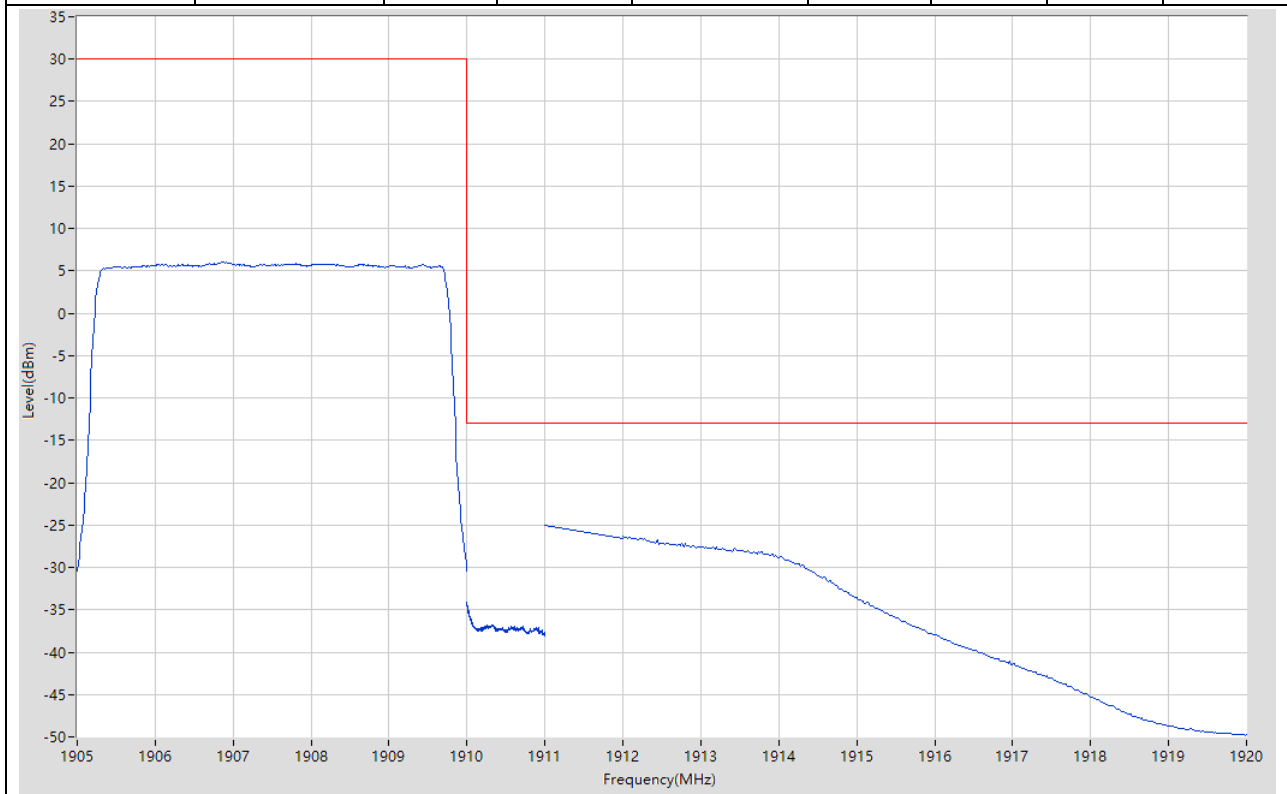
Start Frequency (MHz)	Stop Frequency (MHz)	RBW (MHz)	Detector	Frequency (MHz)	Power (dBm)	Limit (dBm)	Verdict	Sweep Point
1905	1910	0.1	RMS	1909.675	20.88	30	Pass	401
1910	1911	0.051	RMS	1910	-21.82	-13	Pass	401
1911	1912	1	RMS	1911	-35.9	-13	Pass	2
1912	1920	1	RMS	1912.02	-36.74	-13	Pass	401





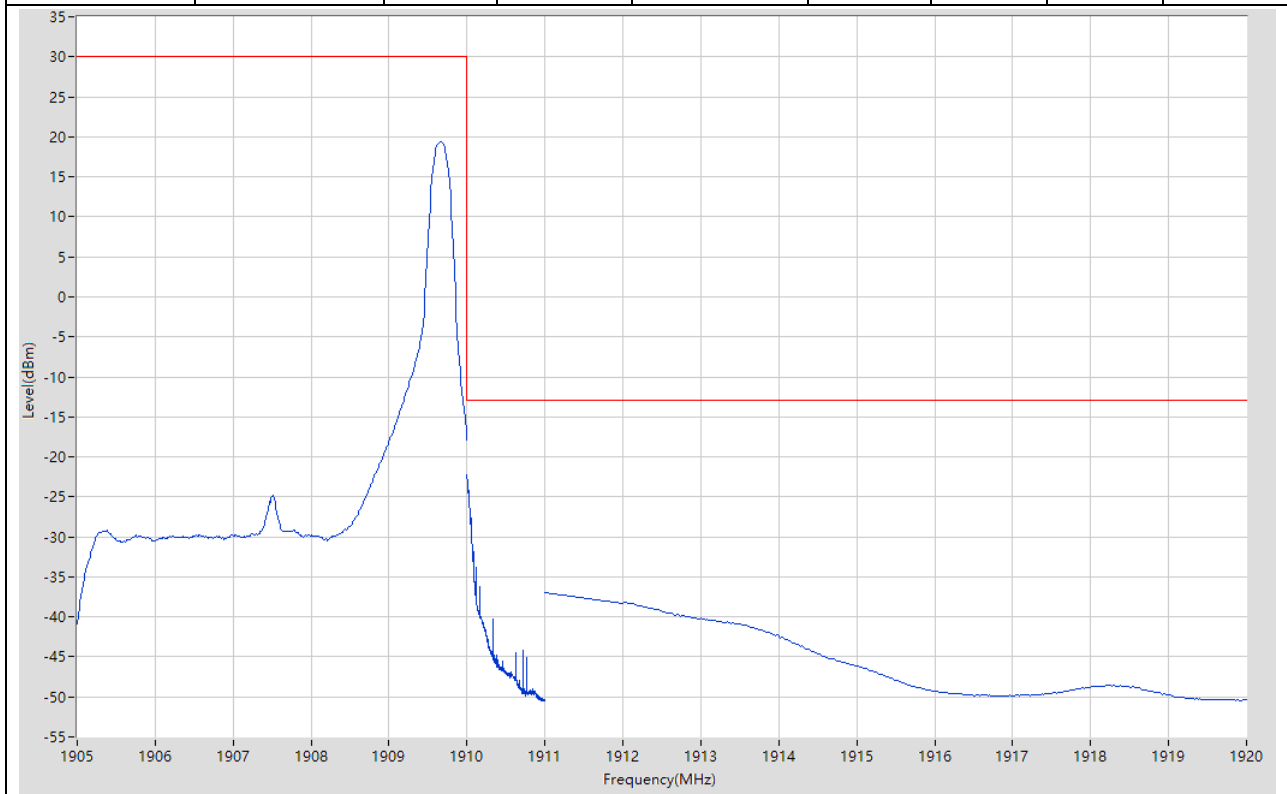
**6.22. LTE Band Edge\_Part22-24-27(NTNV)(Subtest:22, Channel:19175, Bandwidth:5, Modulation:QPSK, RB Number: 25, RB Position:HIGH)**

Start Frequency (MHz)	Stop Frequency (MHz)	RBW (MHz)	Detector	Frequency (MHz)	Power (dBm)	Limit (dBm)	Verdict	Sweep Point
1905	1910	0.1	RMS	1906.863	6.07	30	Pass	401
1910	1911	0.051	RMS	1910	-34.17	-13	Pass	401
1911	1912	1	RMS	1911	-25.03	-13	Pass	2
1912	1920	1	RMS	1912	-26.36	-13	Pass	401



**6.23. LTE Band Edge\_Part22-24-27(NTNV)(Subtest:23, Channel:19175, Bandwidth:5, Modulation:Q16, RB Number: 1, RB Position:HIGH)**

Start Frequency (MHz)	Stop Frequency (MHz)	RBW (MHz)	Detector	Frequency (MHz)	Power (dBm)	Limit (dBm)	Verdict	Sweep Point
1905	1910	0.1	RMS	1909.663	19.43	30	Pass	401
1910	1911	0.051	RMS	1910	-22.26	-13	Pass	401
1911	1912	1	RMS	1911	-37.02	-13	Pass	2
1912	1920	1	RMS	1912.02	-38.21	-13	Pass	401



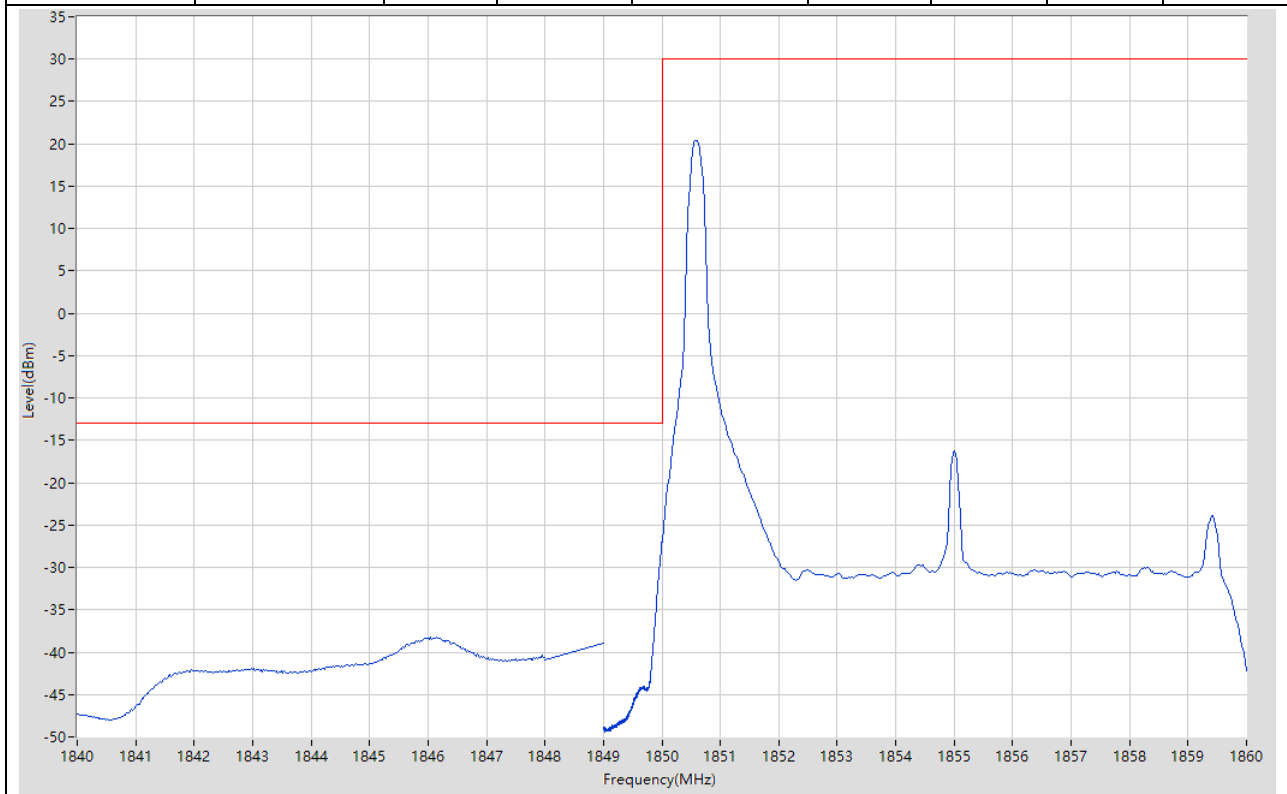
**6.24. LTE Band Edge\_Part22-24-27(NTNV)(Subtest:24, Channel:19175, Bandwidth:5, Modulation:Q16, RB Number: 25, RB Position:HIGH)**

Start Frequency (MHz)	Stop Frequency (MHz)	RBW (MHz)	Detector	Frequency (MHz)	Power (dBm)	Limit (dBm)	Verdict	Sweep Point
1905	1910	0.1	RMS	1907.3	5.03	30	Pass	401
1910	1911	0.051	RMS	1910	-35.05	-13	Pass	401
1911	1912	1	RMS	1911	-25.93	-13	Pass	2
1912	1920	1	RMS	1912.04	-27.04	-13	Pass	401



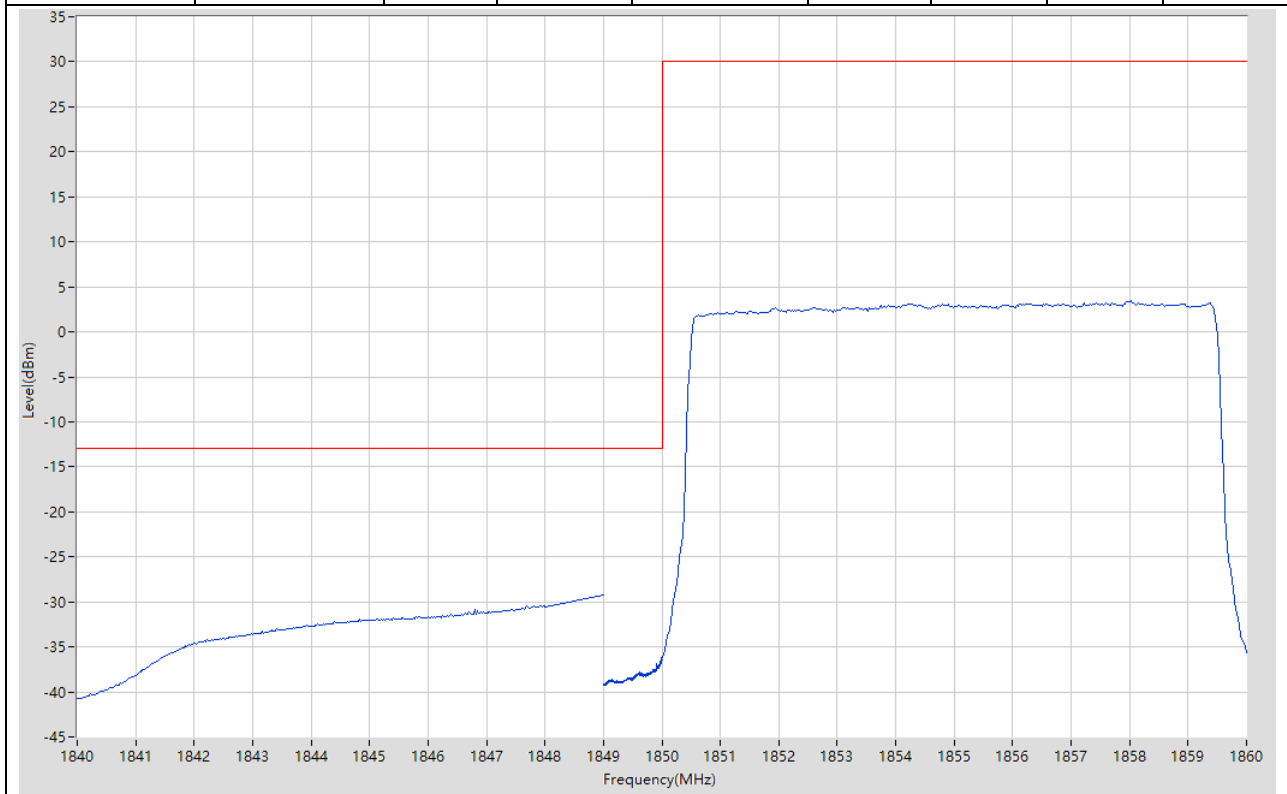
**6.25. LTE Band Edge\_Part22-24-27(NTNV)(Subtest:25, Channel:18650, Bandwidth:10, Modulation:QPSK, RB Number: 1, RB Position:LOW)**

Start Frequency (MHz)	Stop Frequency (MHz)	RBW (MHz)	Detector	Frequency (MHz)	Power (dBm)	Limit (dBm)	Verdict	Sweep Point
1840	1848	1	RMS	1846.04	-38.26	-13	Pass	401
1848	1849	1	RMS	1849	-38.95	-13	Pass	2
1849	1850	0.1	RMS	1850	-26.94	-13	Pass	401
1850	1860	0.1	RMS	1850.575	20.44	30	Pass	401



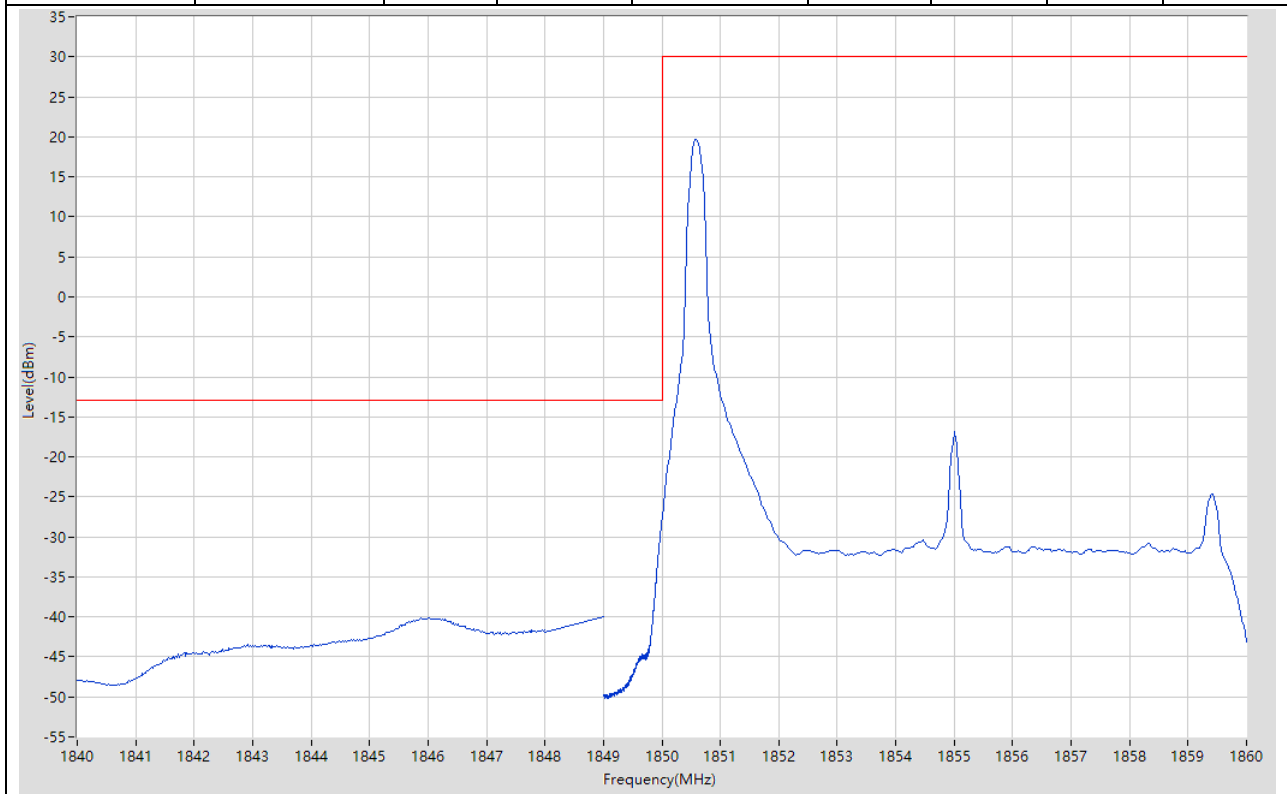
**6.26. LTE Band Edge\_Part22-24-27(NTNV)(Subtest:26, Channel:18650, Bandwidth:10, Modulation:QPSK, RB Number: 50, RB Position:LOW)**

Start Frequency (MHz)	Stop Frequency (MHz)	RBW (MHz)	Detector	Frequency (MHz)	Power (dBm)	Limit (dBm)	Verdict	Sweep Point
1840	1848	1	RMS	1848	-30.4	-13	Pass	401
1848	1849	1	RMS	1849	-29.3	-13	Pass	2
1849	1850	0.1	RMS	1849.993	-36.22	-13	Pass	401
1850	1860	0.1	RMS	1858.025	3.45	30	Pass	401



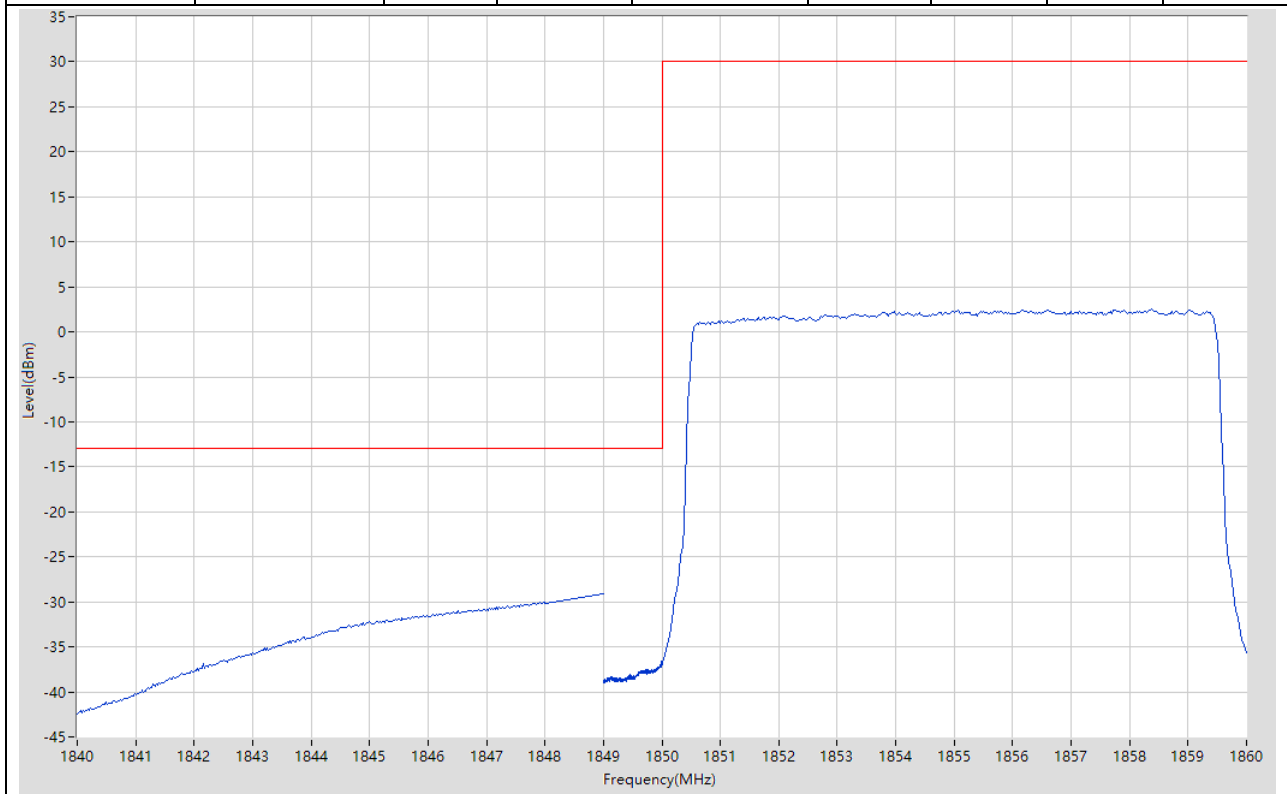
**6.27. LTE Band Edge\_Part22-24-27(NTNV)(Subtest:27, Channel:18650, Bandwidth:10, Modulation:Q16, RB Number: 1, RB Position:LOW)**

Start Frequency (MHz)	Stop Frequency (MHz)	RBW (MHz)	Detector	Frequency (MHz)	Power (dBm)	Limit (dBm)	Verdict	Sweep Point
1840	1848	1	RMS	1846	-40.05	-13	Pass	401
1848	1849	1	RMS	1849	-39.91	-13	Pass	2
1849	1850	0.1	RMS	1850	-27.58	-13	Pass	401
1850	1860	0.1	RMS	1850.575	19.61	30	Pass	401



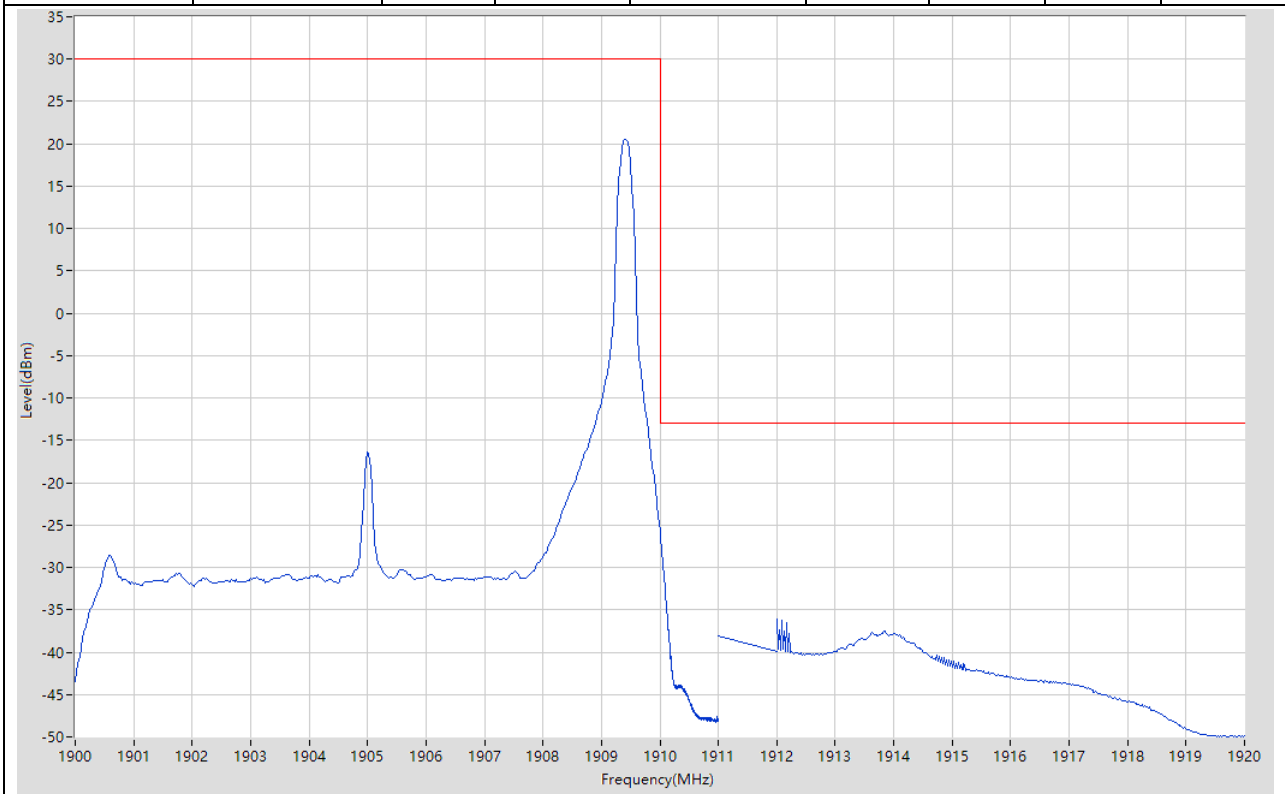
**6.28. LTE Band Edge\_Part22-24-27(NTNV)(Subtest:28, Channel:18650, Bandwidth:10, Modulation:Q16, RB Number: 50, RB Position:LOW)**

Start Frequency (MHz)	Stop Frequency (MHz)	RBW (MHz)	Detector	Frequency (MHz)	Power (dBm)	Limit (dBm)	Verdict	Sweep Point
1840	1848	1	RMS	1847.92	-29.99	-13	Pass	401
1848	1849	1	RMS	1849	-29.1	-13	Pass	2
1849	1850	0.1	RMS	1849.995	-36.58	-13	Pass	401
1850	1860	0.1	RMS	1858.375	2.53	30	Pass	401



**6.29. LTE Band Edge\_Part22-24-27(NTNV)(Subtest:29, Channel:19150, Bandwidth:10, Modulation:QPSK, RB Number: 1, RB Position:HIGH)**

Start Frequency (MHz)	Stop Frequency (MHz)	RBW (MHz)	Detector	Frequency (MHz)	Power (dBm)	Limit (dBm)	Verdict	Sweep Point
1900	1910	0.1	RMS	1909.4	20.49	30	Pass	401
1910	1911	0.1	RMS	1910	-25.68	-13	Pass	401
1911	1912	1	RMS	1911	-38.03	-13	Pass	2
1912	1920	1	RMS	1912	-36.15	-13	Pass	401





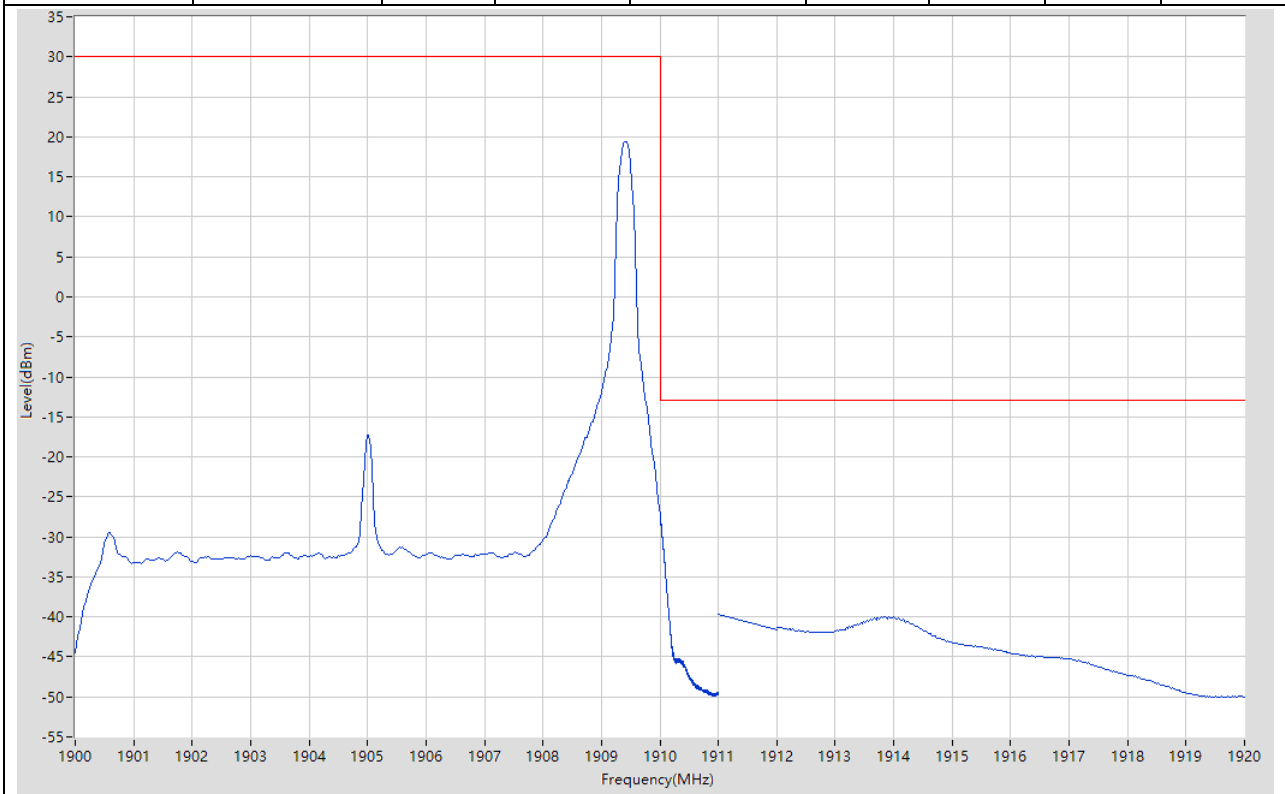
**6.30. LTE Band Edge\_Part22-24-27(NTNV)(Subtest:30, Channel:19150, Bandwidth:10, Modulation:QPSK, RB Number: 50, RB Position:HIGH)**

Start Frequency (MHz)	Stop Frequency (MHz)	RBW (MHz)	Detector	Frequency (MHz)	Power (dBm)	Limit (dBm)	Verdict	Sweep Point
1900	1910	0.1	RMS	1903.875	3.09	30	Pass	401
1910	1911	0.1	RMS	1910	-37.26	-13	Pass	401
1911	1912	1	RMS	1911	-28.87	-13	Pass	2
1912	1920	1	RMS	1912	-29.76	-13	Pass	401



**6.31. LTE Band Edge\_Part22-24-27(NTNV)(Subtest:31, Channel:19150, Bandwidth:10, Modulation:Q16, RB Number: 1, RB Position:HIGH)**

Start Frequency (MHz)	Stop Frequency (MHz)	RBW (MHz)	Detector	Frequency (MHz)	Power (dBm)	Limit (dBm)	Verdict	Sweep Point
1900	1910	0.1	RMS	1909.4	19.37	30	Pass	401
1910	1911	0.1	RMS	1910.003	-27.09	-13	Pass	401
1911	1912	1	RMS	1911	-39.6	-13	Pass	2
1912	1920	1	RMS	1913.8	-39.9	-13	Pass	401



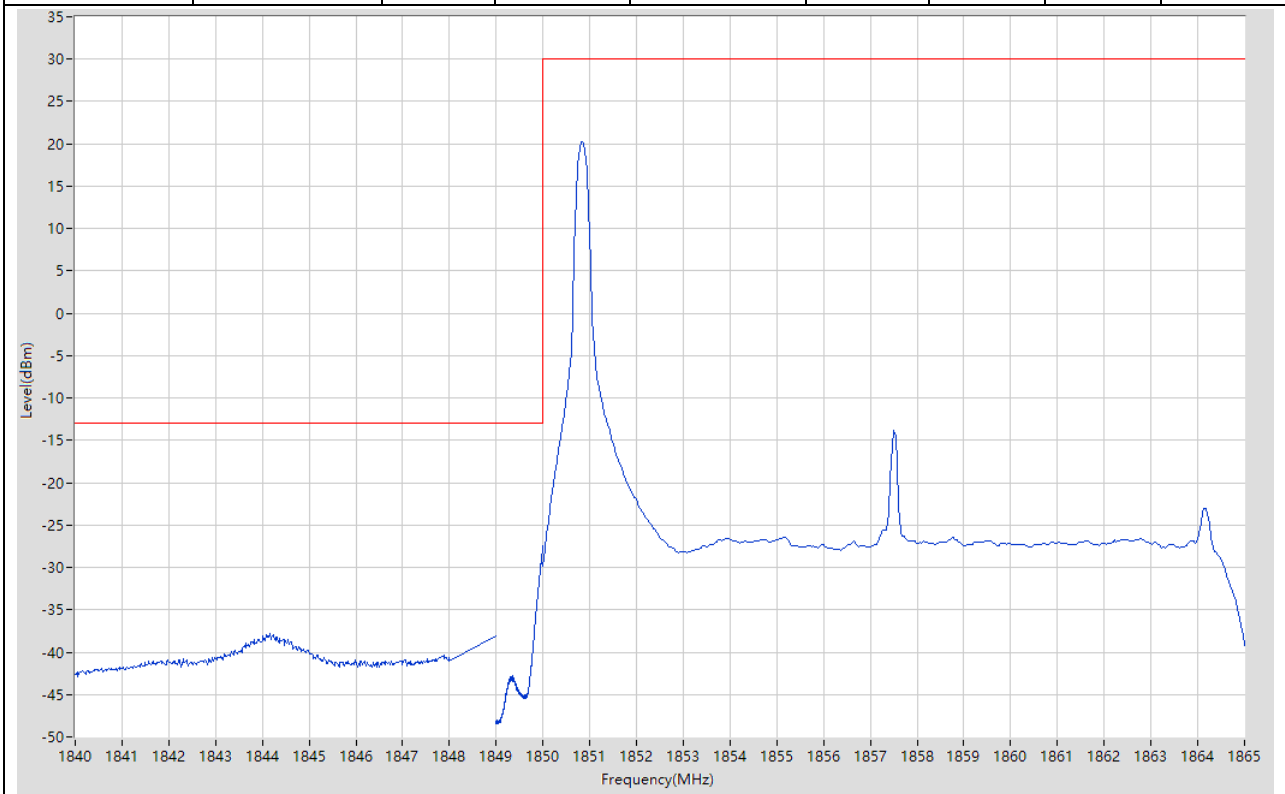
**6.32. LTE Band Edge\_Part22-24-27(NTNV)(Subtest:32, Channel:19150, Bandwidth:10, Modulation:Q16, RB Number: 50, RB Position:HIGH)**

Start Frequency (MHz)	Stop Frequency (MHz)	RBW (MHz)	Detector	Frequency (MHz)	Power (dBm)	Limit (dBm)	Verdict	Sweep Point
1900	1910	0.1	RMS	1905.7	2.02	30	Pass	401
1910	1911	0.1	RMS	1910.013	-36.99	-13	Pass	401
1911	1912	1	RMS	1911	-29.14	-13	Pass	2
1912	1920	1	RMS	1912.04	-29.94	-13	Pass	401



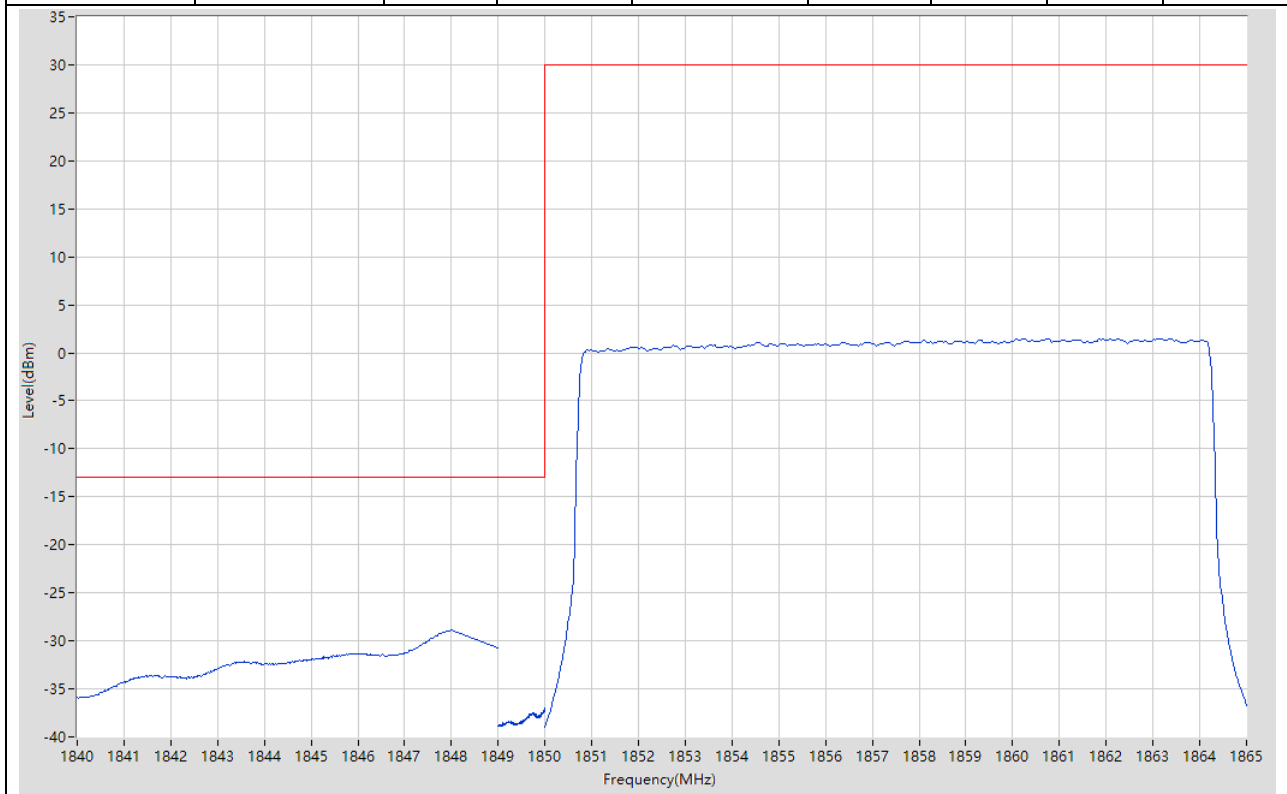
**6.33. LTE Band Edge\_Part22-24-27(NTNV)(Subtest:33, Channel:18675, Bandwidth:15, Modulation:QPSK, RB Number: 1, RB Position:LOW)**

Start Frequency (MHz)	Stop Frequency (MHz)	RBW (MHz)	Detector	Frequency (MHz)	Power (dBm)	Limit (dBm)	Verdict	Sweep Point
1840	1848	1	RMS	1844.16	-37.82	-13	Pass	401
1848	1849	1	RMS	1849	-38.1	-13	Pass	2
1849	1850	0.15	RMS	1850	-27.43	-13	Pass	401
1850	1865	0.1	RMS	1850.825	20.3	30	Pass	401



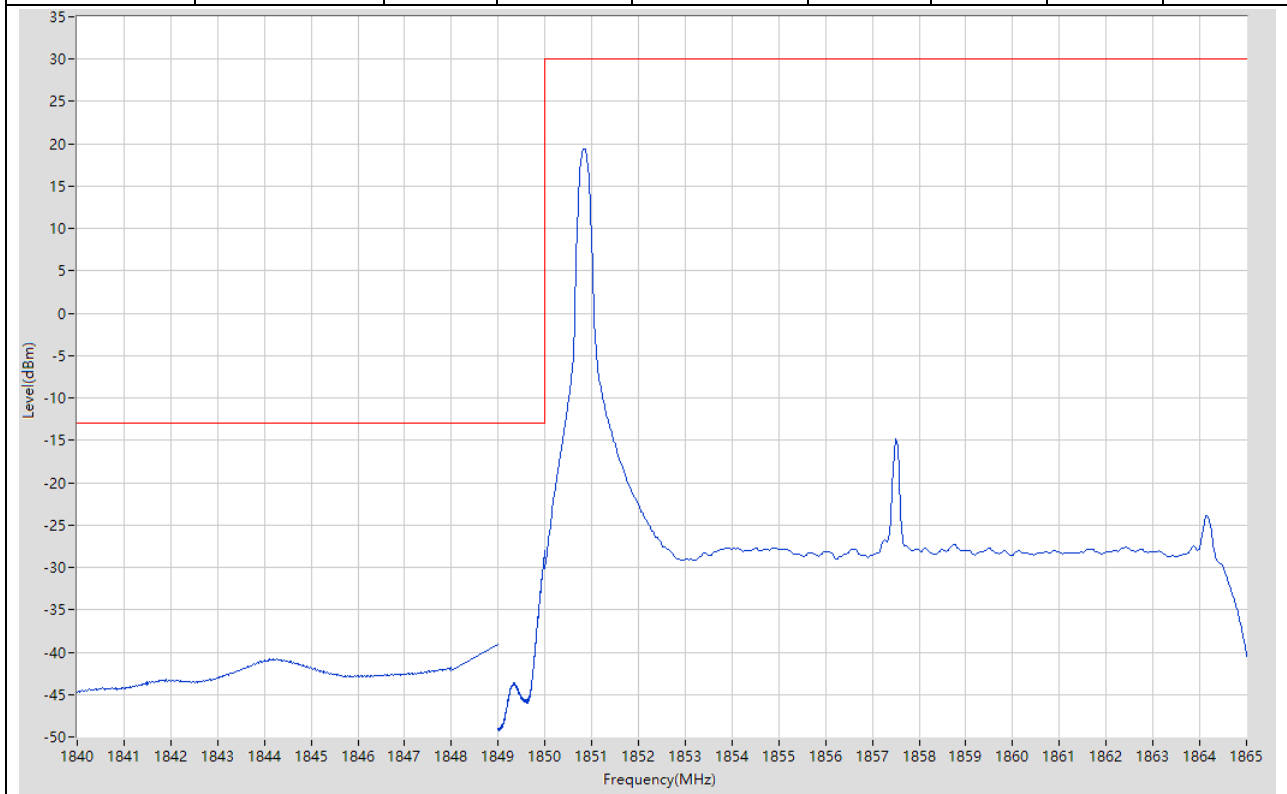
**6.34. LTE Band Edge\_Part22-24-27(NTNV)(Subtest:34, Channel:18675, Bandwidth:15, Modulation:QPSK, RB Number: 75, RB Position:LOW)**

Start Frequency (MHz)	Stop Frequency (MHz)	RBW (MHz)	Detector	Frequency (MHz)	Power (dBm)	Limit (dBm)	Verdict	Sweep Point
1840	1848	1	RMS	1847.98	-28.87	-13	Pass	401
1848	1849	1	RMS	1848	-28.8	-13	Pass	2
1849	1850	0.15	RMS	1850	-37.04	-13	Pass	401
1850	1865	0.1	RMS	1863.125	1.51	30	Pass	401



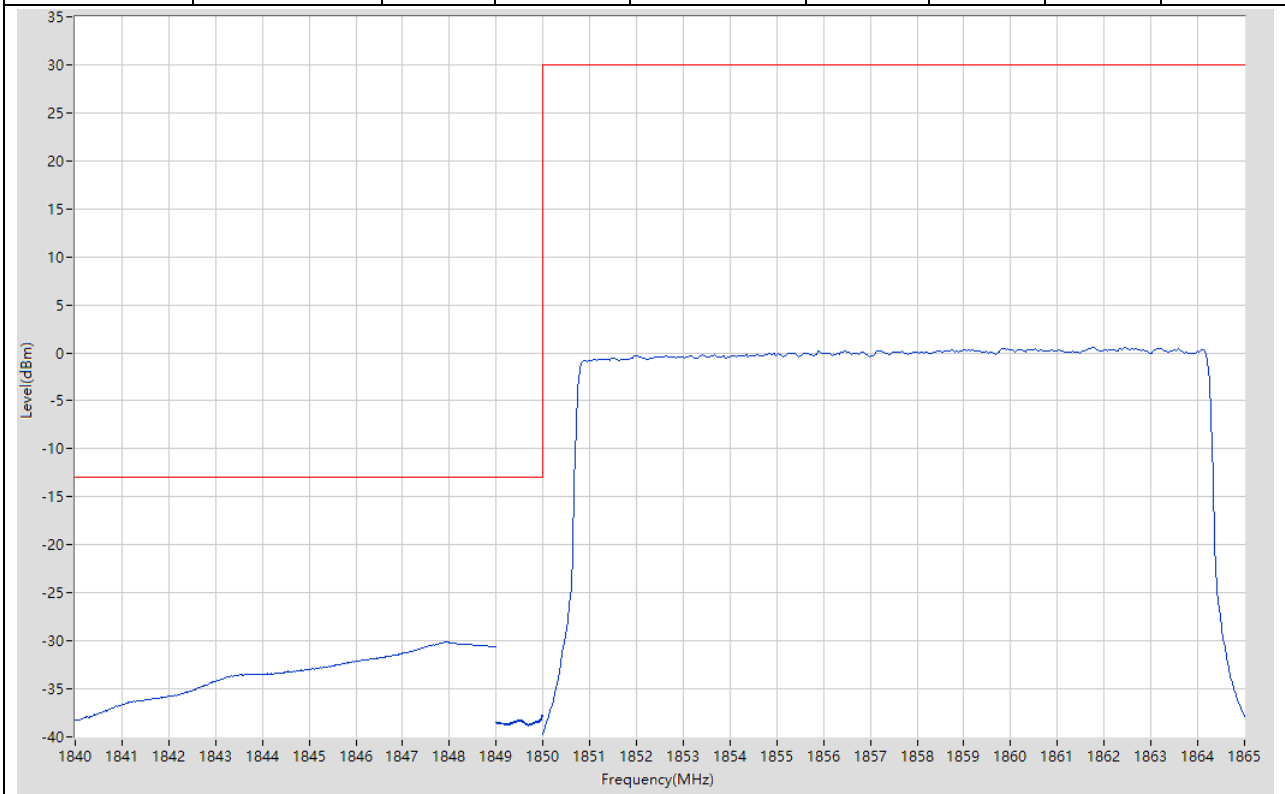
**6.35. LTE Band Edge\_Part22-24-27(NTNV)(Subtest:35, Channel:18675, Bandwidth:15, Modulation:Q16, RB Number: 1, RB Position:LOW)**

Start Frequency (MHz)	Stop Frequency (MHz)	RBW (MHz)	Detector	Frequency (MHz)	Power (dBm)	Limit (dBm)	Verdict	Sweep Point
1840	1848	1	RMS	1844.1	-40.84	-13	Pass	401
1848	1849	1	RMS	1849	-39.07	-13	Pass	2
1849	1850	0.15	RMS	1850	-27.97	-13	Pass	401
1850	1865	0.1	RMS	1850.863	19.37	30	Pass	401



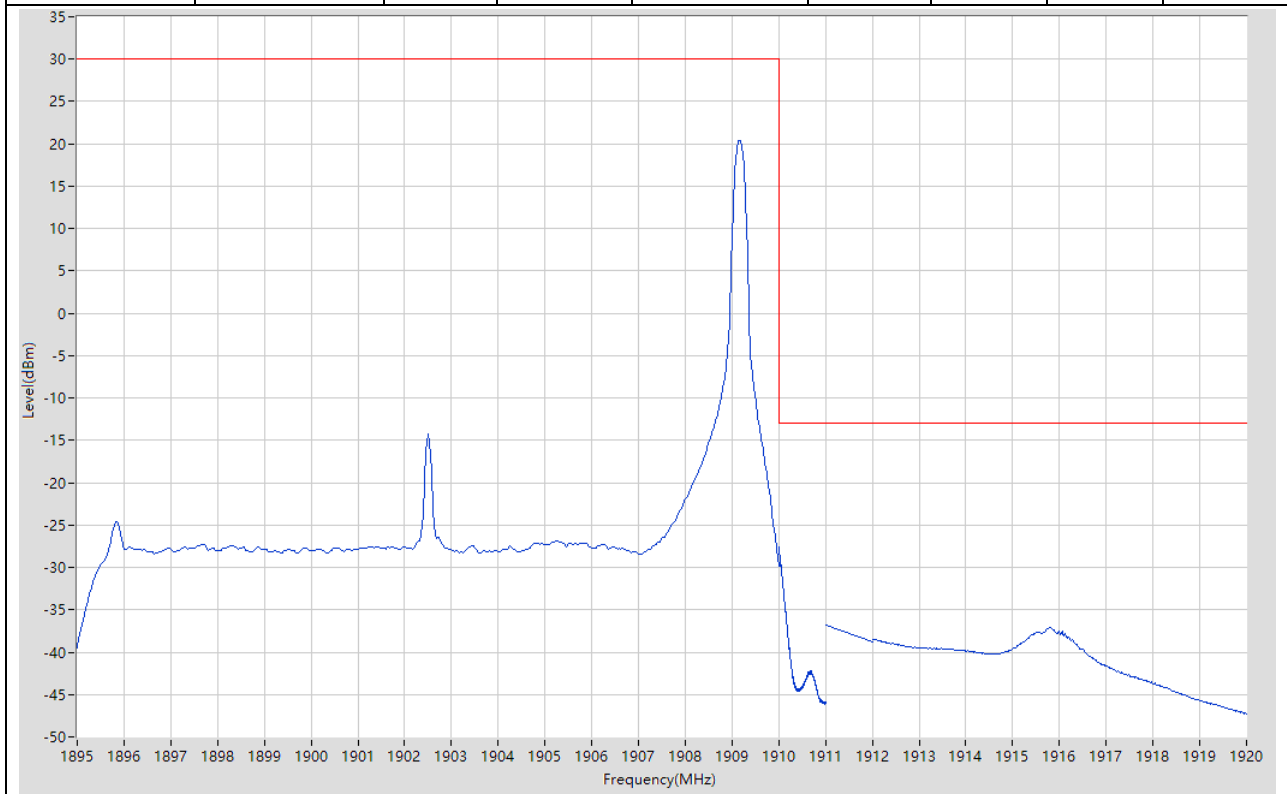
**6.36. LTE Band Edge\_Part22-24-27(NTNV)(Subtest:36, Channel:18675, Bandwidth:15, Modulation:Q16, RB Number: 75, RB Position:LOW)**

Start Frequency (MHz)	Stop Frequency (MHz)	RBW (MHz)	Detector	Frequency (MHz)	Power (dBm)	Limit (dBm)	Verdict	Sweep Point
1840	1848	1	RMS	1847.98	-30.11	-13	Pass	401
1848	1849	1	RMS	1848	-30.22	-13	Pass	2
1849	1850	0.15	RMS	1850	-37.76	-13	Pass	401
1850	1865	0.1	RMS	1861.738	0.53	30	Pass	401



**6.37. LTE Band Edge\_Part22-24-27(NTNV)(Subtest:37, Channel:19125, Bandwidth:15, Modulation:QPSK, RB Number: 1, RB Position:HIGH)**

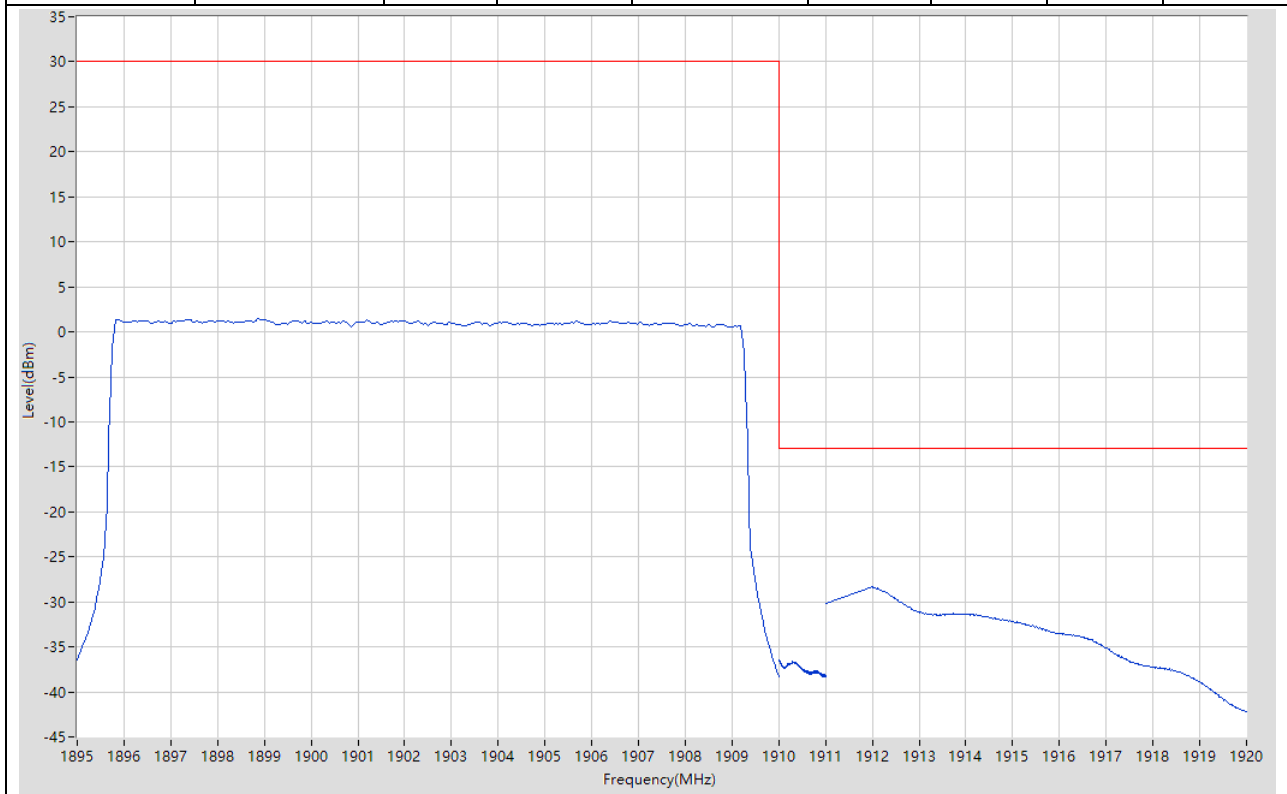
Start Frequency (MHz)	Stop Frequency (MHz)	RBW (MHz)	Detector	Frequency (MHz)	Power (dBm)	Limit (dBm)	Verdict	Sweep Point
1895	1910	0.1	RMS	1909.175	20.43	30	Pass	401
1910	1911	0.15	RMS	1910	-27.57	-13	Pass	401
1911	1912	1	RMS	1911	-36.79	-13	Pass	2
1912	1920	1	RMS	1915.78	-37.12	-13	Pass	401





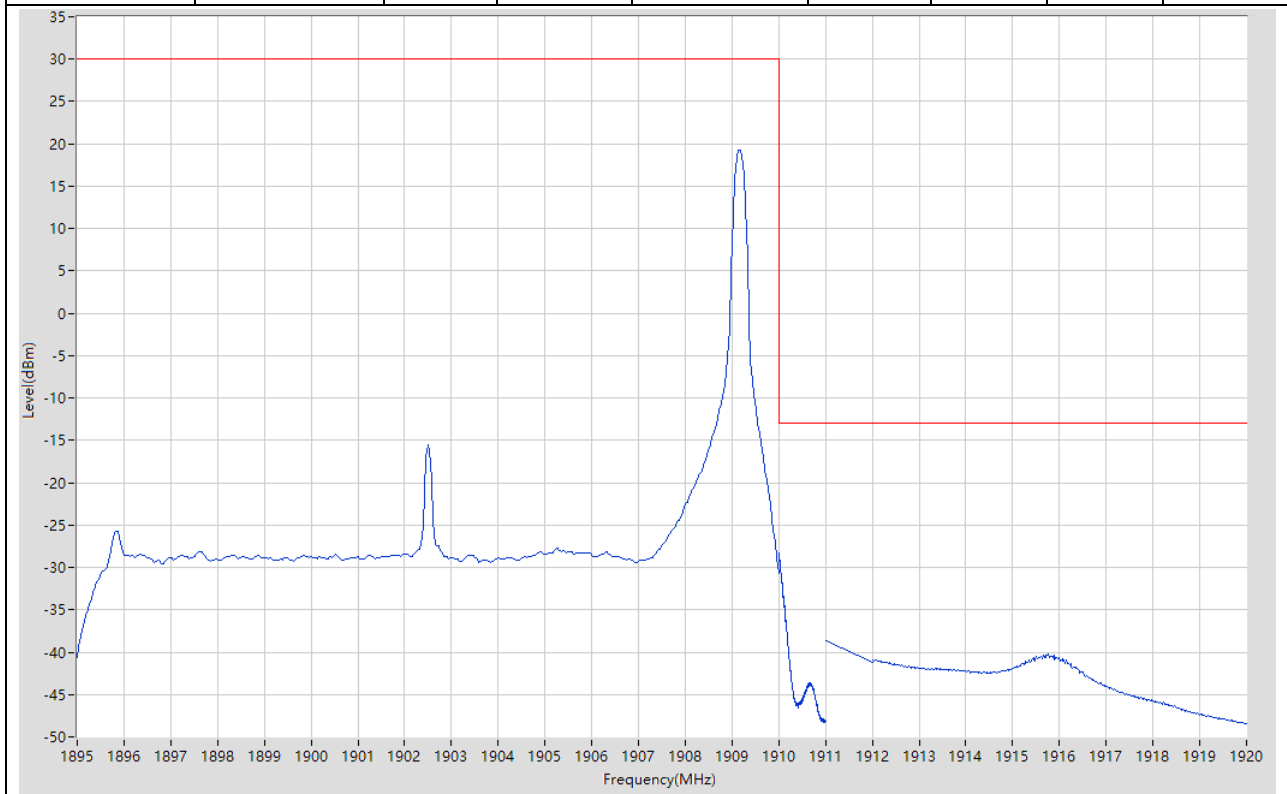
**6.38. LTE Band Edge\_Part22-24-27(NTNV)(Subtest:38, Channel:19125, Bandwidth:15, Modulation:QPSK, RB Number: 75, RB Position:HIGH)**

Start Frequency (MHz)	Stop Frequency (MHz)	RBW (MHz)	Detector	Frequency (MHz)	Power (dBm)	Limit (dBm)	Verdict	Sweep Point
1895	1910	0.1	RMS	1898.863	1.42	30	Pass	401
1910	1911	0.15	RMS	1910.005	-36.39	-13	Pass	401
1911	1912	1	RMS	1912	-28.3	-13	Pass	2
1912	1920	1	RMS	1912	-28.39	-13	Pass	401



**6.39. LTE Band Edge\_Part22-24-27(NTNV)(Subtest:39, Channel:19125, Bandwidth:15, Modulation:Q16, RB Number: 1, RB Position:HIGH)**

Start Frequency (MHz)	Stop Frequency (MHz)	RBW (MHz)	Detector	Frequency (MHz)	Power (dBm)	Limit (dBm)	Verdict	Sweep Point
1895	1910	0.1	RMS	1909.175	19.31	30	Pass	401
1910	1911	0.15	RMS	1910.003	-28.25	-13	Pass	401
1911	1912	1	RMS	1911	-38.61	-13	Pass	2
1912	1920	1	RMS	1915.76	-40.28	-13	Pass	401



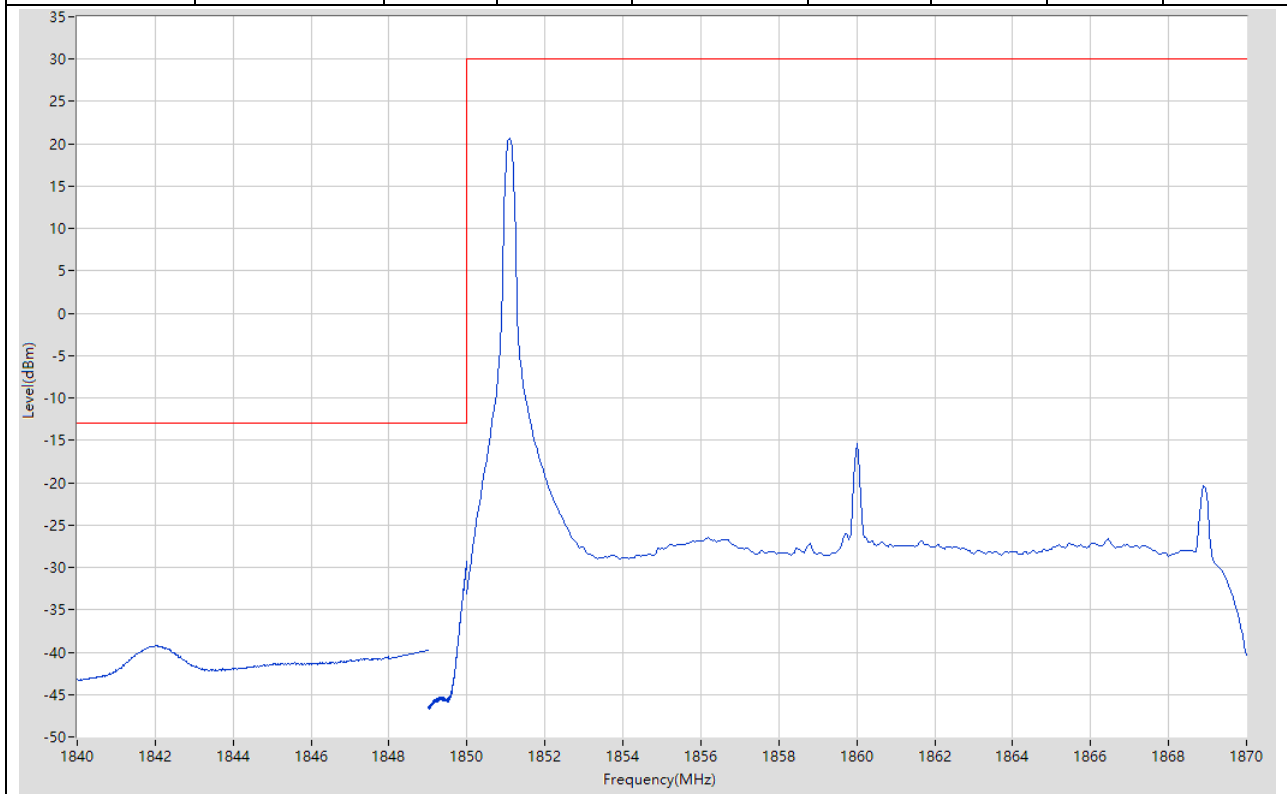
**6.40. LTE Band Edge\_Part22-24-27(NTNV)(Subtest:40, Channel:19125, Bandwidth:15, Modulation:Q16, RB Number: 75, RB Position:HIGH)**

Start Frequency (MHz)	Stop Frequency (MHz)	RBW (MHz)	Detector	Frequency (MHz)	Power (dBm)	Limit (dBm)	Verdict	Sweep Point
1895	1910	0.1	RMS	1897.625	0.38	30	Pass	401
1910	1911	0.15	RMS	1910.003	-37.07	-13	Pass	401
1911	1912	1	RMS	1912	-29.42	-13	Pass	2
1912	1920	1	RMS	1912	-29.37	-13	Pass	401



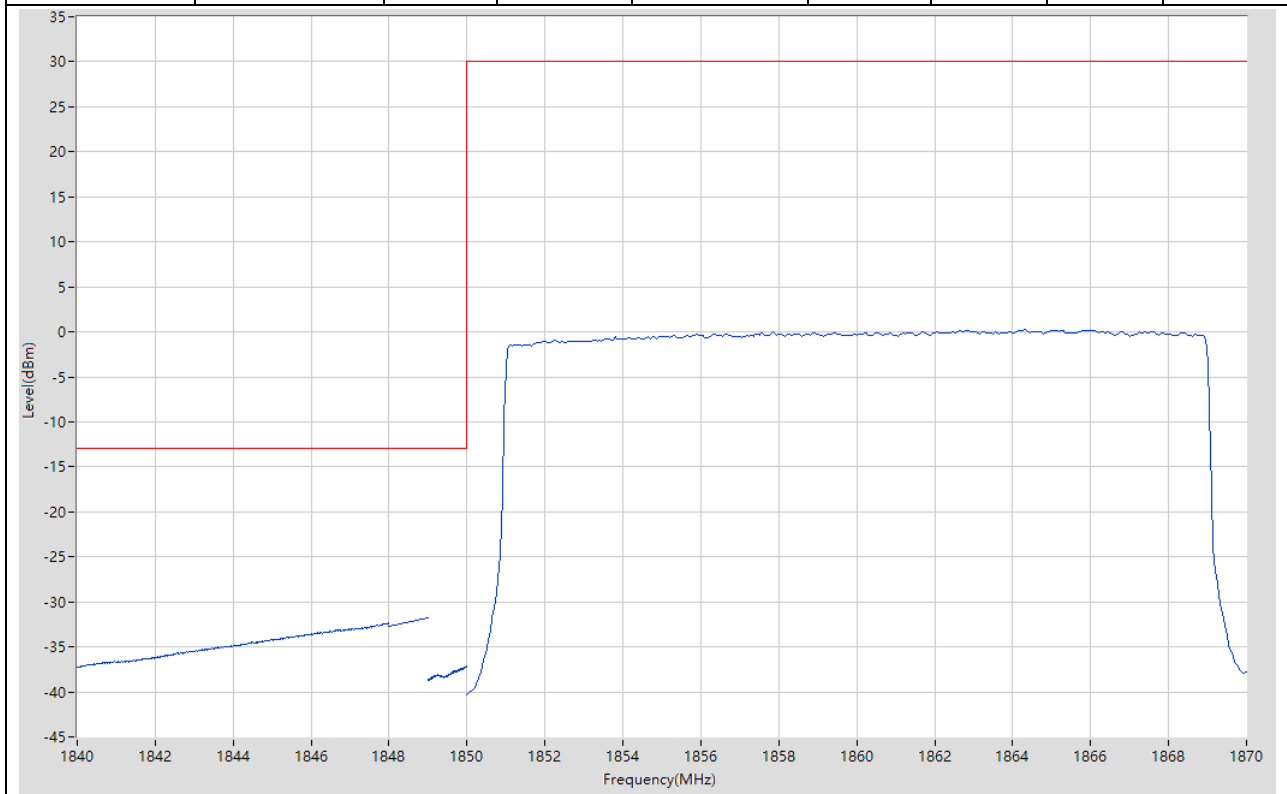
**6.41. LTE Band Edge\_Part22-24-27(NTNV)(Subtest:41, Channel:18700, Bandwidth:20, Modulation:QPSK, RB Number: 1, RB Position:LOW)**

Start Frequency (MHz)	Stop Frequency (MHz)	RBW (MHz)	Detector	Frequency (MHz)	Power (dBm)	Limit (dBm)	Verdict	Sweep Point
1840	1848	1	RMS	1842.02	-39.23	-13	Pass	401
1848	1849	1	RMS	1849	-39.72	-13	Pass	2
1849	1850	0.2	RMS	1850	-29.29	-13	Pass	401
1850	1870	0.1	RMS	1851.1	20.71	30	Pass	401



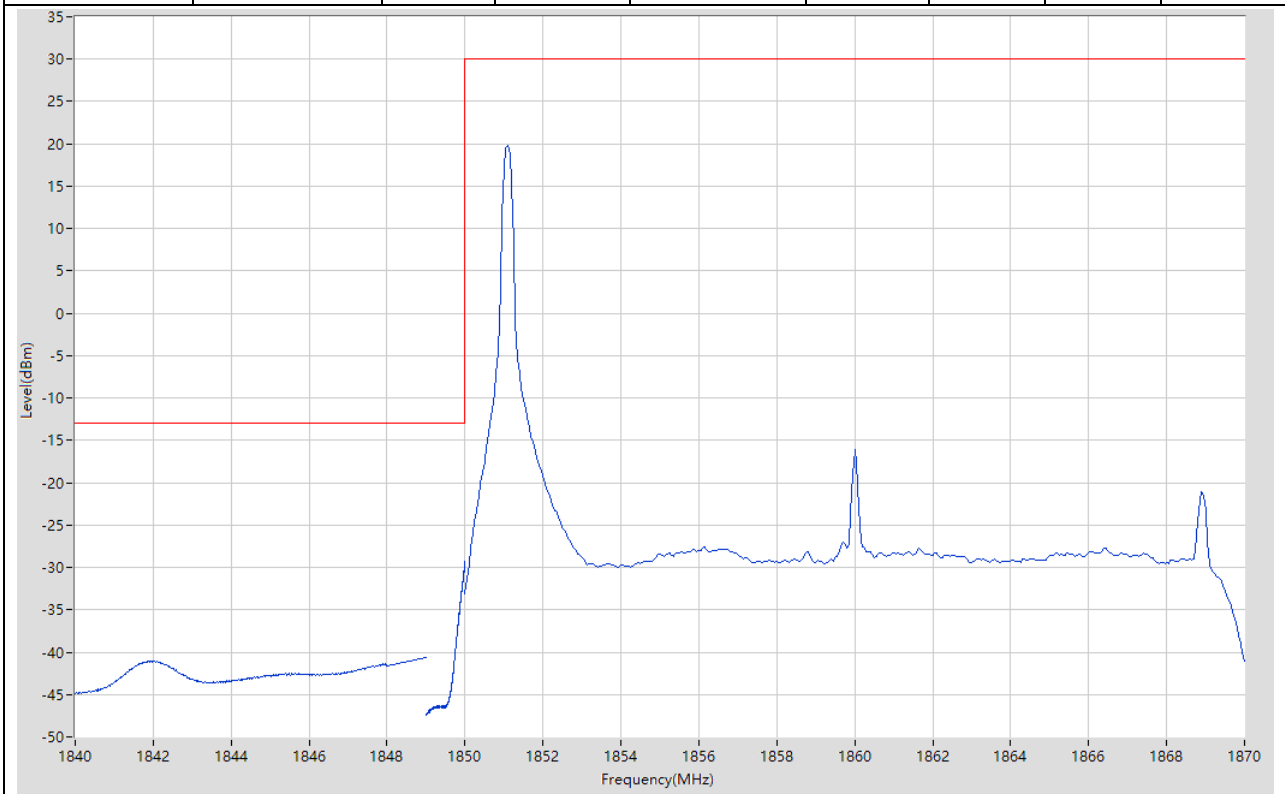
**6.42. LTE Band Edge\_Part22-24-27(NTNV)(Subtest:42, Channel:18700, Bandwidth:20, Modulation:QPSK, RB Number: 100, RB Position:LOW)**

Start Frequency (MHz)	Stop Frequency (MHz)	RBW (MHz)	Detector	Frequency (MHz)	Power (dBm)	Limit (dBm)	Verdict	Sweep Point
1840	1848	1	RMS	1848	-32.36	-13	Pass	401
1848	1849	1	RMS	1849	-31.83	-13	Pass	2
1849	1850	0.2	RMS	1849.993	-37.16	-13	Pass	401
1850	1870	0.1	RMS	1864.3	0.23	30	Pass	401



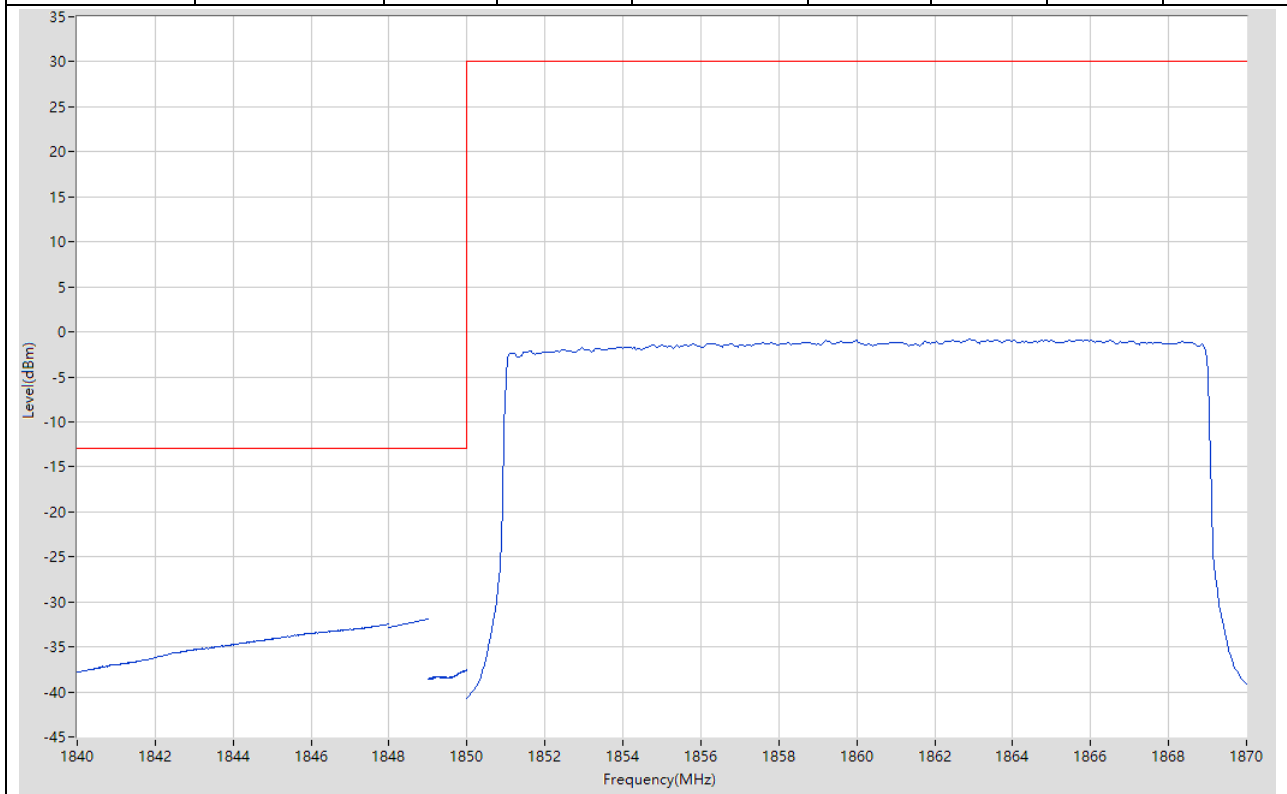
**6.43. LTE Band Edge\_Part22-24-27(NTNV)(Subtest:43, Channel:18700, Bandwidth:20, Modulation:Q16, RB Number: 1, RB Position:LOW)**

Start Frequency (MHz)	Stop Frequency (MHz)	RBW (MHz)	Detector	Frequency (MHz)	Power (dBm)	Limit (dBm)	Verdict	Sweep Point
1840	1848	1	RMS	1841.88	-41.04	-13	Pass	401
1848	1849	1	RMS	1849	-40.66	-13	Pass	2
1849	1850	0.2	RMS	1850	-29.33	-13	Pass	401
1850	1870	0.1	RMS	1851.1	19.85	30	Pass	401



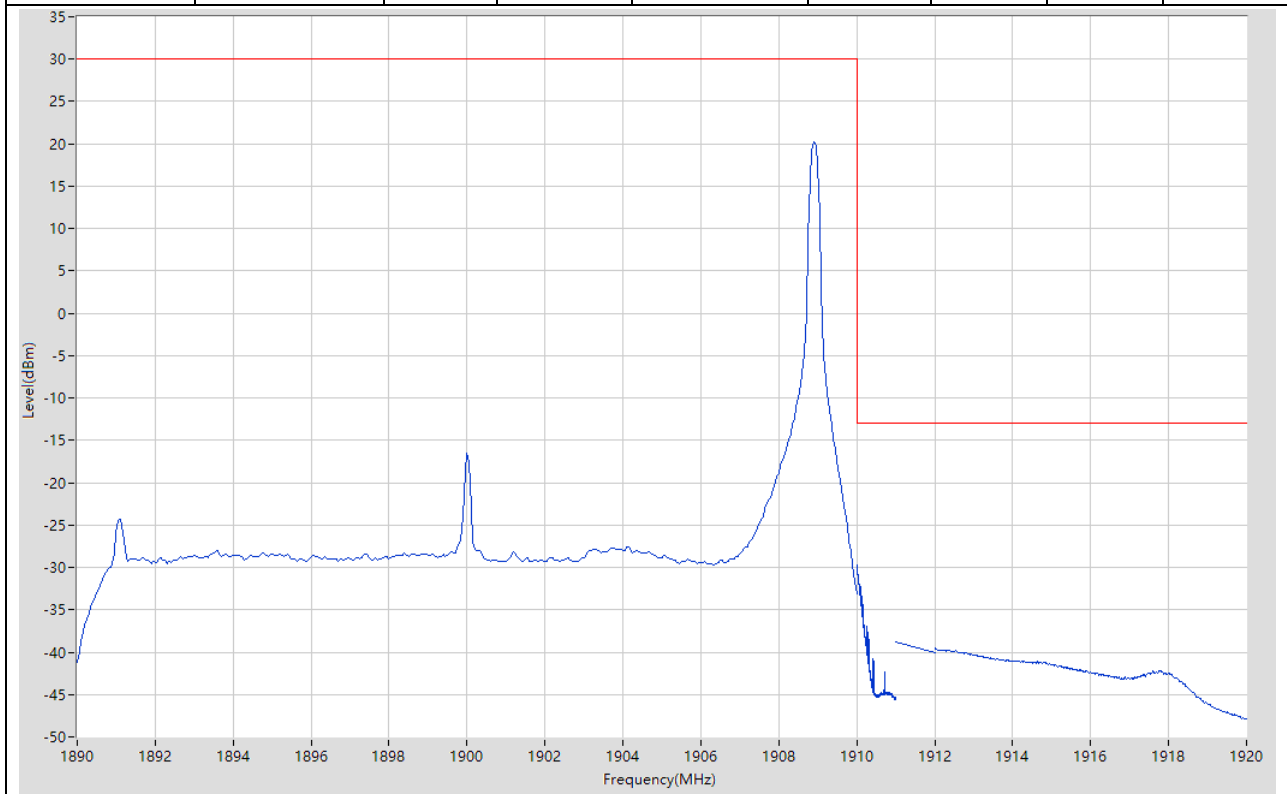
**6.44. LTE Band Edge\_Part22-24-27(NTNV)(Subtest:44, Channel:18700, Bandwidth:20, Modulation:Q16, RB Number: 100, RB Position:LOW)**

Start Frequency (MHz)	Stop Frequency (MHz)	RBW (MHz)	Detector	Frequency (MHz)	Power (dBm)	Limit (dBm)	Verdict	Sweep Point
1840	1848	1	RMS	1847.96	-32.47	-13	Pass	401
1848	1849	1	RMS	1849	-31.9	-13	Pass	2
1849	1850	0.2	RMS	1849.995	-37.53	-13	Pass	401
1850	1870	0.1	RMS	1862.9	-0.85	30	Pass	401



**6.45. LTE Band Edge\_Part22-24-27(NTNV)(Subtest:45, Channel:19100, Bandwidth:20, Modulation:QPSK, RB Number: 1, RB Position:HIGH)**

Start Frequency (MHz)	Stop Frequency (MHz)	RBW (MHz)	Detector	Frequency (MHz)	Power (dBm)	Limit (dBm)	Verdict	Sweep Point
1890	1910	0.1	RMS	1908.9	20.21	30	Pass	401
1910	1911	0.2	RMS	1910	-29.69	-13	Pass	401
1911	1912	1	RMS	1911	-38.83	-13	Pass	2
1912	1920	1	RMS	1912.02	-39.54	-13	Pass	401





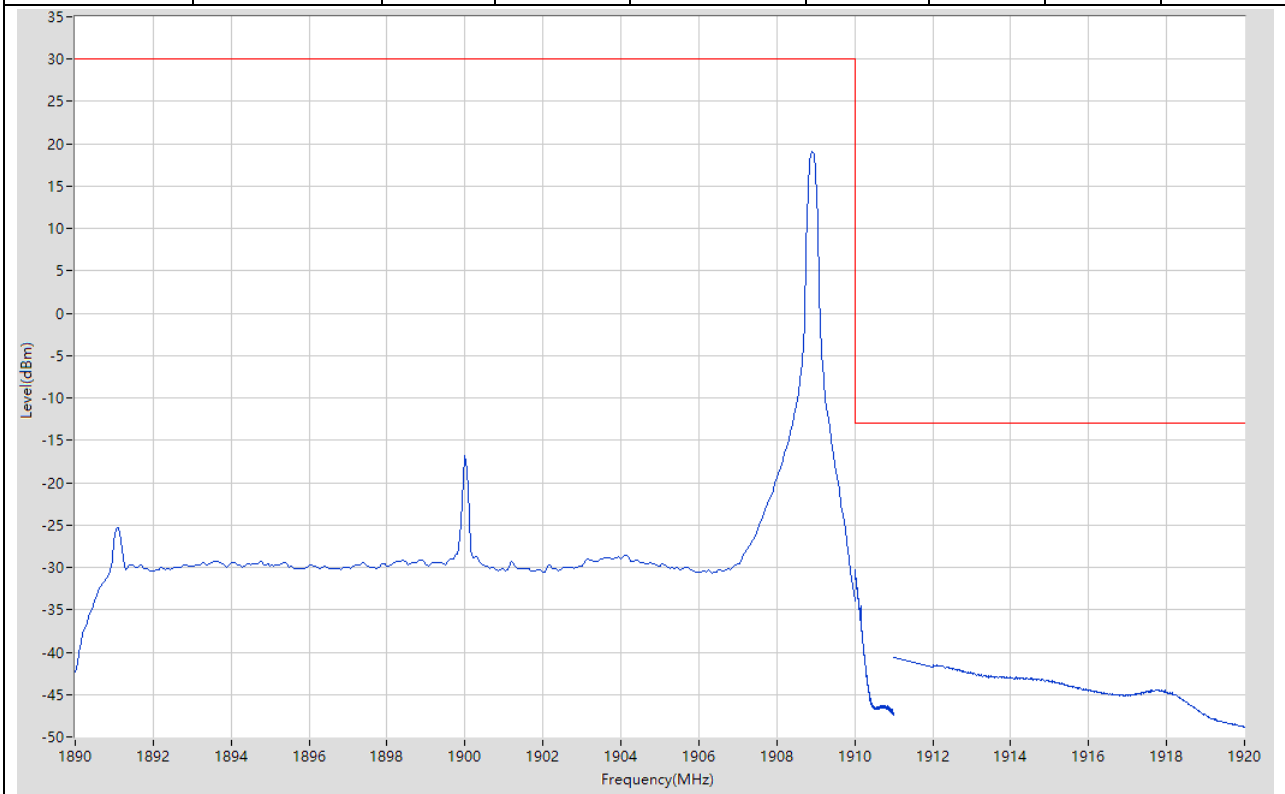
**6.46. LTE Band Edge\_Part22-24-27(NTNV)(Subtest:46, Channel:19100, Bandwidth:20, Modulation:QPSK, RB Number: 100, RB Position:HIGH)**

Start Frequency (MHz)	Stop Frequency (MHz)	RBW (MHz)	Detector	Frequency (MHz)	Power (dBm)	Limit (dBm)	Verdict	Sweep Point
1890	1910	0.1	RMS	1895.35	0.25	30	Pass	401
1910	1911	0.2	RMS	1910	-36.26	-13	Pass	401
1911	1912	1	RMS	1911	-30.94	-13	Pass	2
1912	1920	1	RMS	1912.02	-31.78	-13	Pass	401



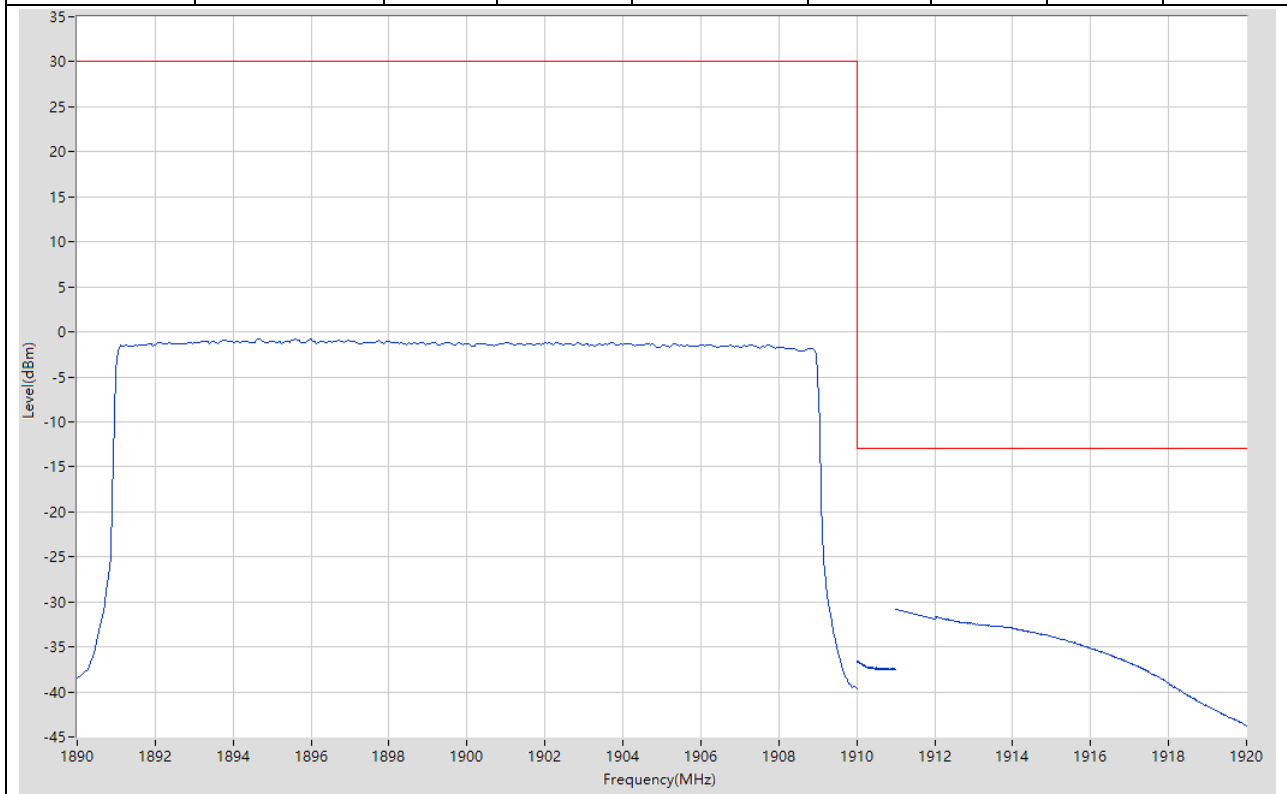
**6.47. LTE Band Edge\_Part22-24-27(NTNV)(Subtest:47, Channel:19100, Bandwidth:20, Modulation:Q16, RB Number: 1, RB Position:HIGH)**

Start Frequency (MHz)	Stop Frequency (MHz)	RBW (MHz)	Detector	Frequency (MHz)	Power (dBm)	Limit (dBm)	Verdict	Sweep Point
1890	1910	0.1	RMS	1908.9	19.18	30	Pass	401
1910	1911	0.2	RMS	1910	-30.25	-13	Pass	401
1911	1912	1	RMS	1911	-40.57	-13	Pass	2
1912	1920	1	RMS	1912.02	-41.49	-13	Pass	401



**6.48. LTE Band Edge\_Part22-24-27(NTNV)(Subtest:48, Channel:19100, Bandwidth:20, Modulation:Q16, RB Number: 100, RB Position:HIGH)**

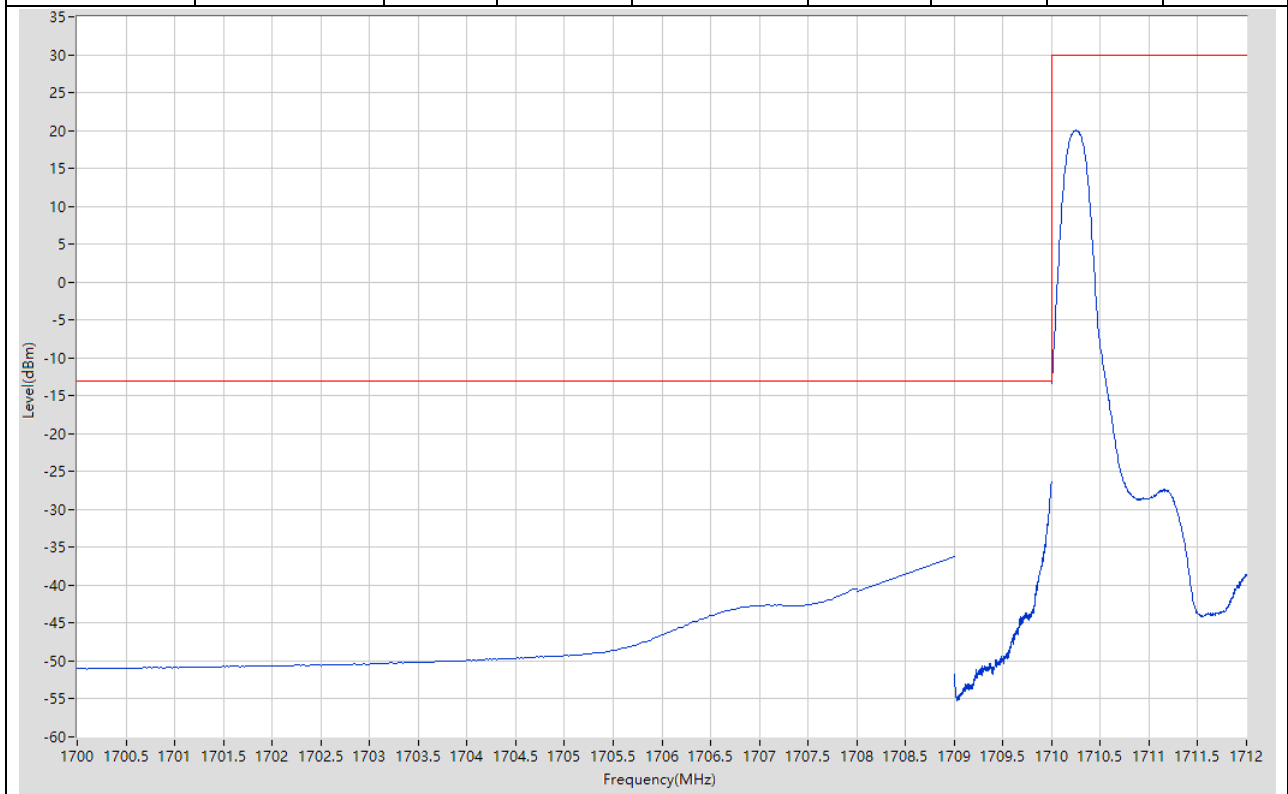
Start Frequency (MHz)	Stop Frequency (MHz)	RBW (MHz)	Detector	Frequency (MHz)	Power (dBm)	Limit (dBm)	Verdict	Sweep Point
1890	1910	0.1	RMS	1896	-0.82	30	Pass	401
1910	1911	0.2	RMS	1910.003	-36.57	-13	Pass	401
1911	1912	1	RMS	1911	-30.89	-13	Pass	2
1912	1920	1	RMS	1912	-31.59	-13	Pass	401



## 7. LTE\_Band4

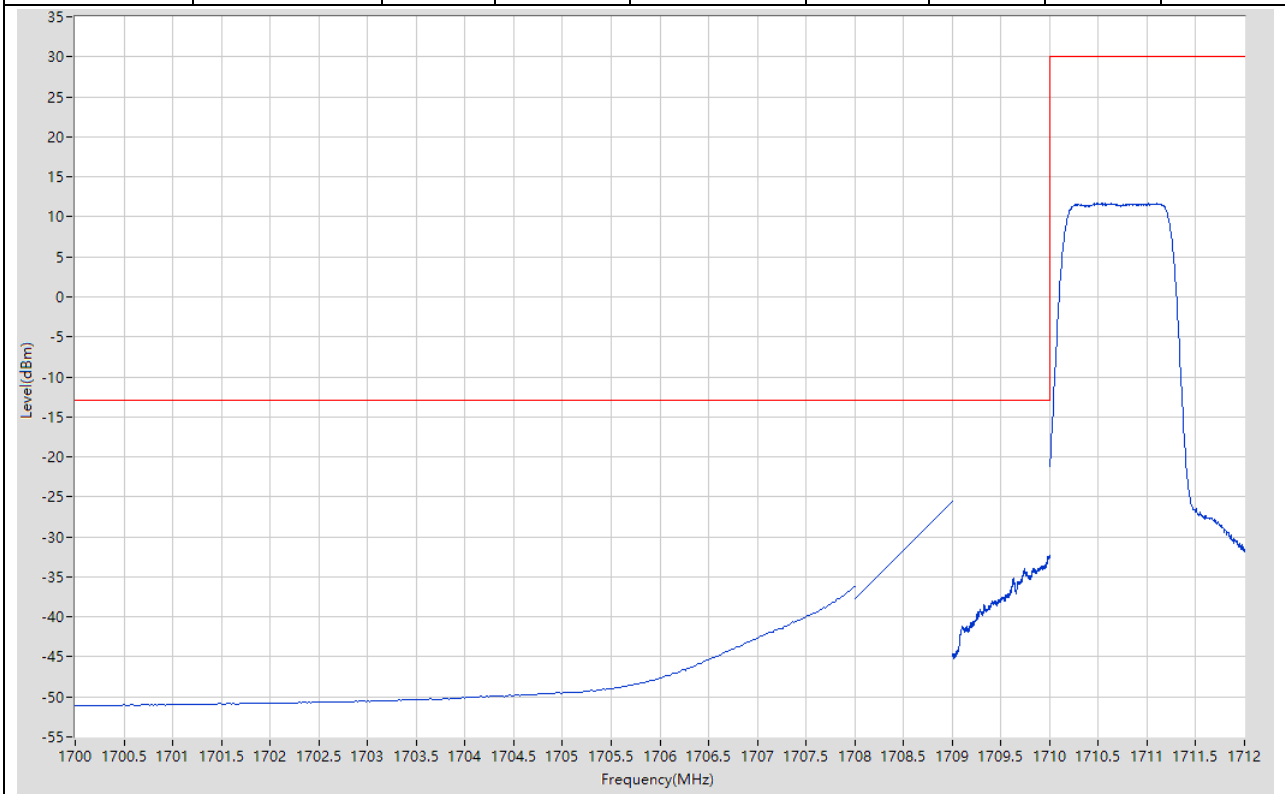
### 7.1. LTE Band Edge\_Part22-24-27(NTNV)(Subtest:1, Channel:19957, Bandwidth:1.4, Modulation:QPSK, RB Number: 1, RB Position:LOW)

Start Frequency (MHz)	Stop Frequency (MHz)	RBW (MHz)	Detector	Frequency (MHz)	Power (dBm)	Limit (dBm)	Verdict	Sweep Point
1700	1708	1	RMS	1708	-40.44	-13	Pass	401
1708	1709	1	RMS	1709	-36.21	-13	Pass	2
1709	1710	0.02	RMS	1710	-26.35	-13	Pass	401
1710	1712	0.1	RMS	1710.245	20.03	30	Pass	401



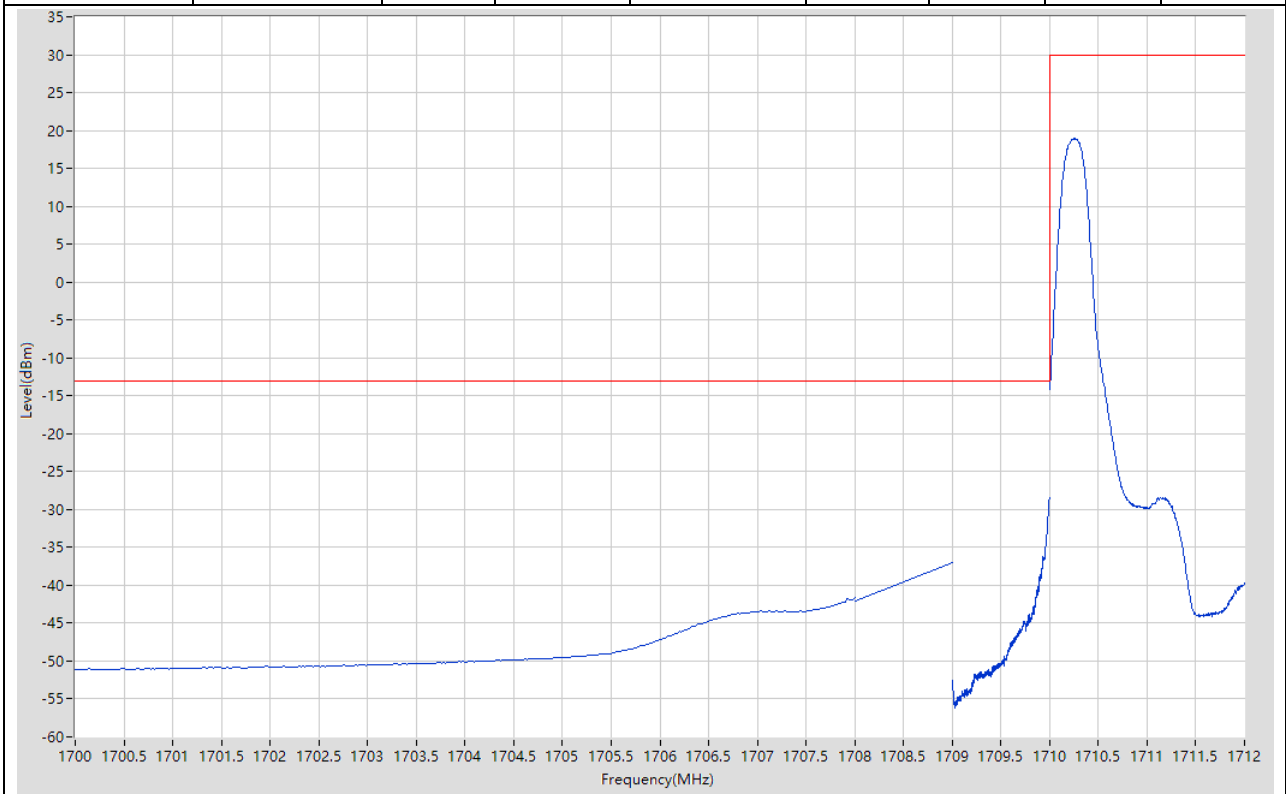
**7.2. LTE Band Edge\_Part22-24-27(NTNV)(Subtest:2, Channel:19957, Bandwidth:1.4, Modulation:QPSK, RB Number: 6, RB Position:LOW)**

Start Frequency (MHz)	Stop Frequency (MHz)	RBW (MHz)	Detector	Frequency (MHz)	Power (dBm)	Limit (dBm)	Verdict	Sweep Point
1700	1708	1	RMS	1708	-36.2	-13	Pass	401
1708	1709	1	RMS	1709	-25.62	-13	Pass	2
1709	1710	0.02	RMS	1709.998	-32.3	-13	Pass	401
1710	1712	0.1	RMS	1710.635	11.76	30	Pass	401



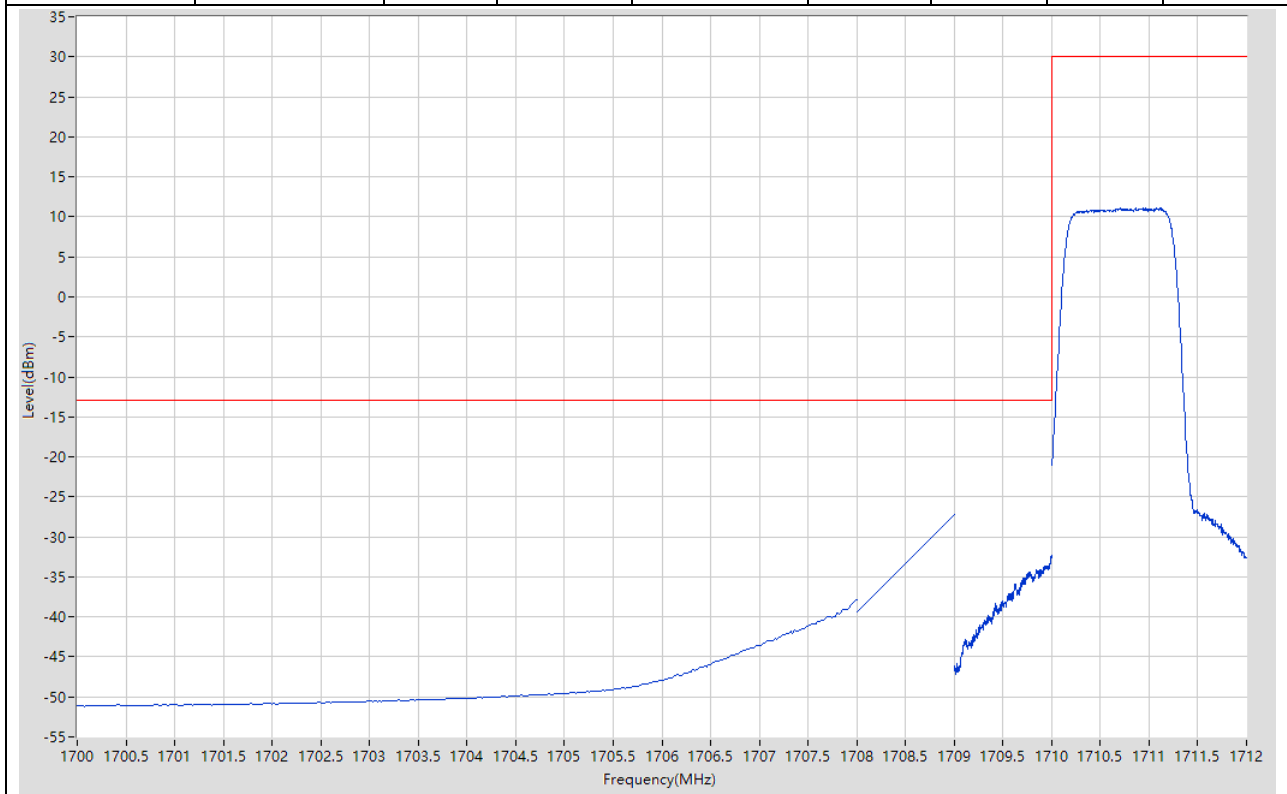
**7.3. LTE Band Edge\_Part22-24-27(NTNV)(Subtest:3, Channel:19957, Bandwidth:1.4, Modulation:Q16, RB Number: 1, RB Position:LOW)**

Start Frequency (MHz)	Stop Frequency (MHz)	RBW (MHz)	Detector	Frequency (MHz)	Power (dBm)	Limit (dBm)	Verdict	Sweep Point
1700	1708	1	RMS	1708	-41.56	-13	Pass	401
1708	1709	1	RMS	1709	-37.06	-13	Pass	2
1709	1710	0.02	RMS	1709.998	-28.44	-13	Pass	401
1710	1712	0.1	RMS	1710.25	18.92	30	Pass	401



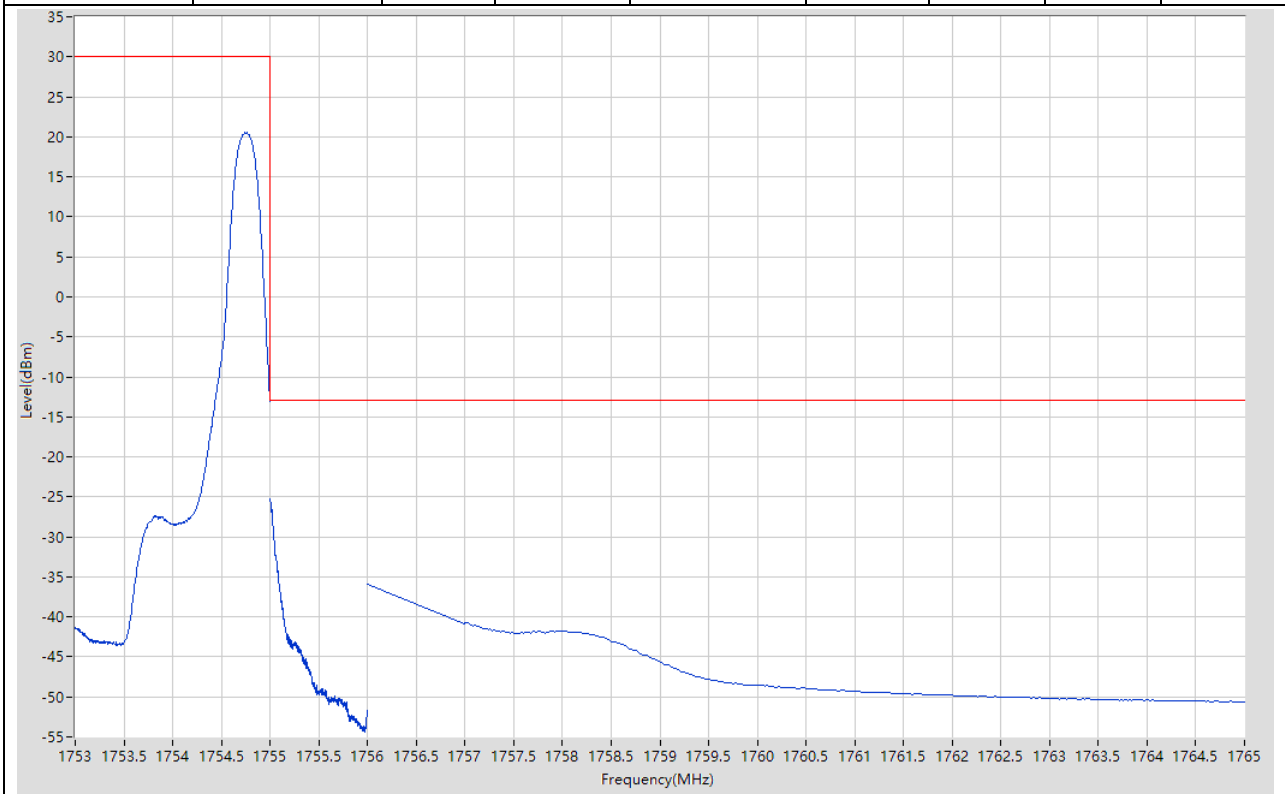
**7.4. LTE Band Edge\_Part22-24-27(NTNV)(Subtest:4, Channel:19957, Bandwidth:1.4, Modulation:Q16, RB Number: 6, RB Position:LOW)**

Start Frequency (MHz)	Stop Frequency (MHz)	RBW (MHz)	Detector	Frequency (MHz)	Power (dBm)	Limit (dBm)	Verdict	Sweep Point
1700	1708	1	RMS	1708	-37.94	-13	Pass	401
1708	1709	1	RMS	1709	-27.14	-13	Pass	2
1709	1710	0.02	RMS	1709.998	-32.33	-13	Pass	401
1710	1712	0.1	RMS	1711.115	11.08	30	Pass	401



**7.5. LTE Band Edge\_Part22-24-27(NTNV)(Subtest:5, Channel:20393, Bandwidth:1.4, Modulation:QPSK, RB Number: 1, RB Position:HIGH)**

Start Frequency (MHz)	Stop Frequency (MHz)	RBW (MHz)	Detector	Frequency (MHz)	Power (dBm)	Limit (dBm)	Verdict	Sweep Point
1753	1755	0.1	RMS	1754.745	20.51	30	Pass	401
1755	1756	0.02	RMS	1755	-25.22	-13	Pass	401
1756	1757	1	RMS	1756	-35.92	-13	Pass	2
1757	1765	1	RMS	1757	-40.69	-13	Pass	401





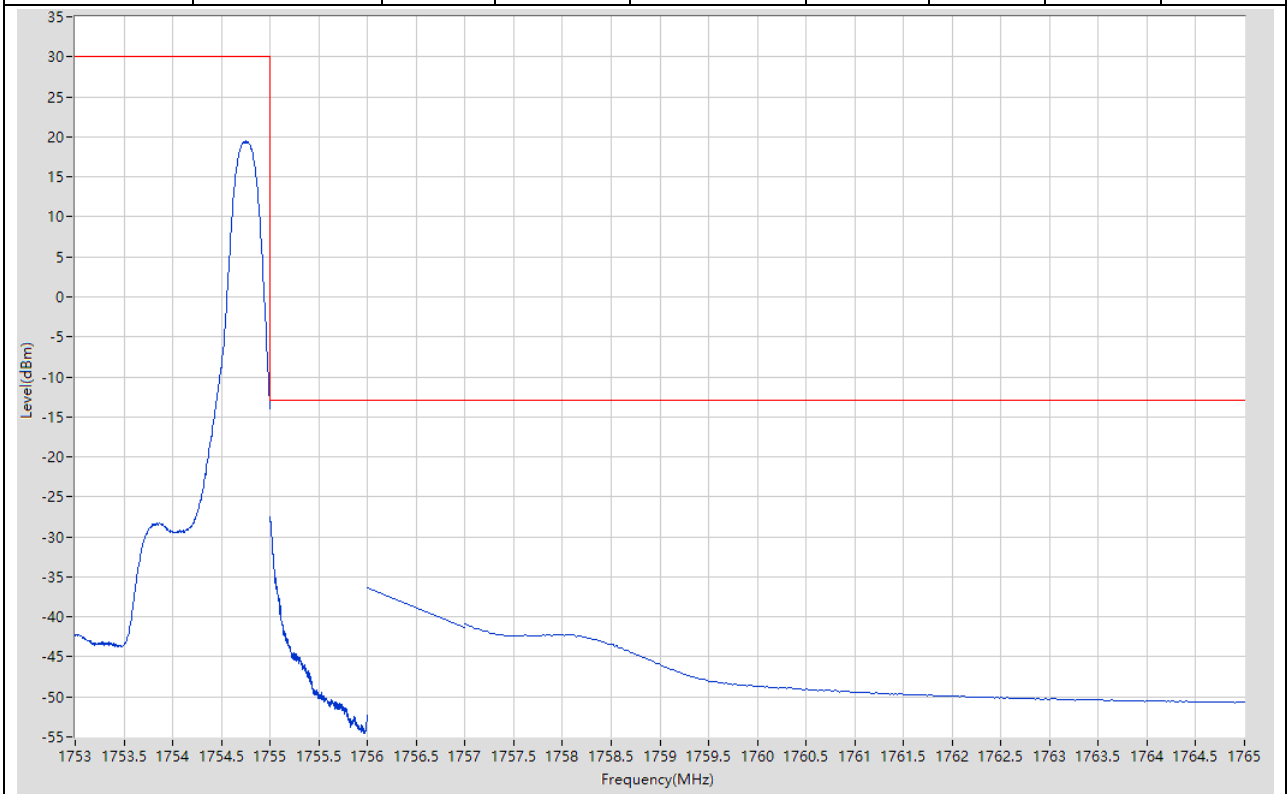
**7.6. LTE Band Edge\_Part22-24-27(NTNV)(Subtest:6, Channel:20393, Bandwidth:1.4, Modulation:QPSK, RB Number: 6, RB Position:HIGH)**

Start Frequency (MHz)	Stop Frequency (MHz)	RBW (MHz)	Detector	Frequency (MHz)	Power (dBm)	Limit (dBm)	Verdict	Sweep Point
1753	1755	0.1	RMS	1754.43	12.11	30	Pass	401
1755	1756	0.02	RMS	1755.008	-30.63	-13	Pass	401
1756	1757	1	RMS	1756	-24.63	-13	Pass	2
1757	1765	1	RMS	1757	-35.82	-13	Pass	401



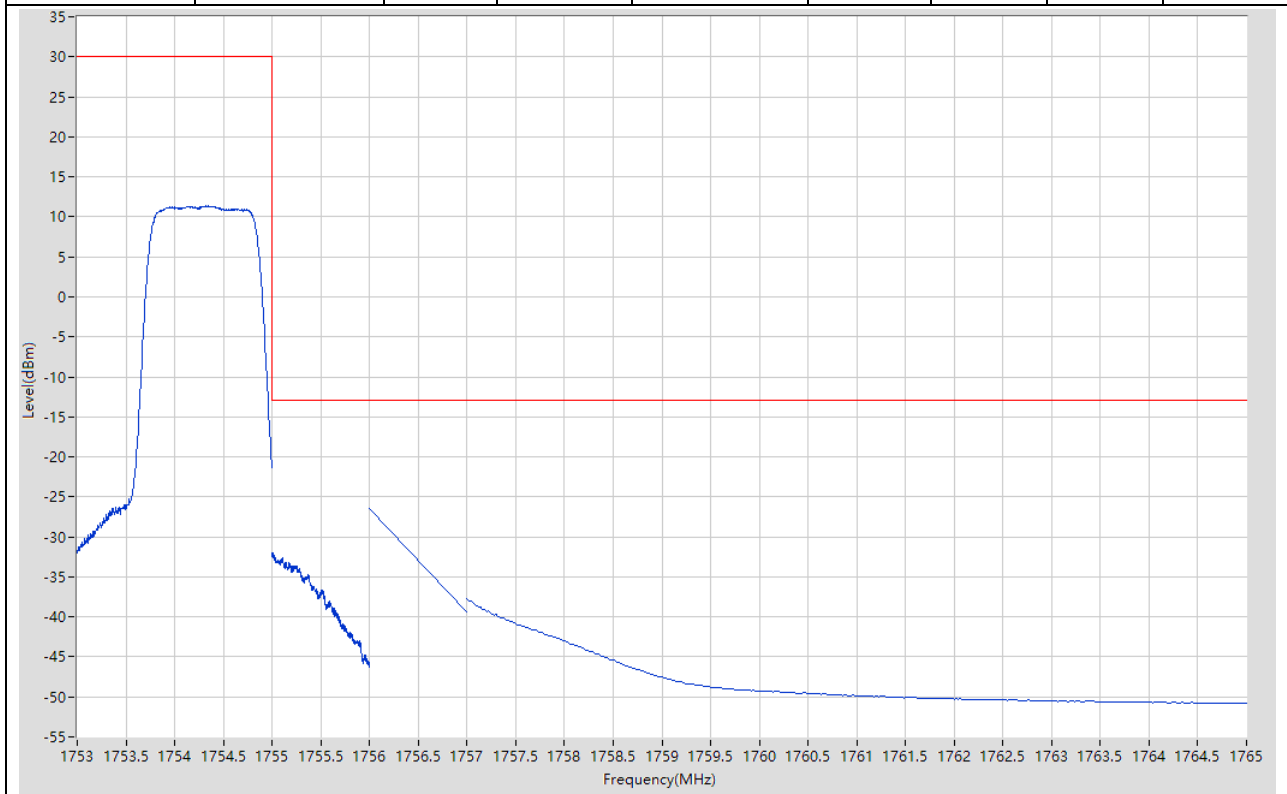
**7.7. LTE Band Edge\_Part22-24-27(NTNV)(Subtest:7, Channel:20393, Bandwidth:1.4, Modulation:Q16, RB Number: 1, RB Position:HIGH)**

Start Frequency (MHz)	Stop Frequency (MHz)	RBW (MHz)	Detector	Frequency (MHz)	Power (dBm)	Limit (dBm)	Verdict	Sweep Point
1753	1755	0.1	RMS	1754.75	19.5	30	Pass	401
1755	1756	0.02	RMS	1755	-27.51	-13	Pass	401
1756	1757	1	RMS	1756	-36.35	-13	Pass	2
1757	1765	1	RMS	1757	-40.95	-13	Pass	401



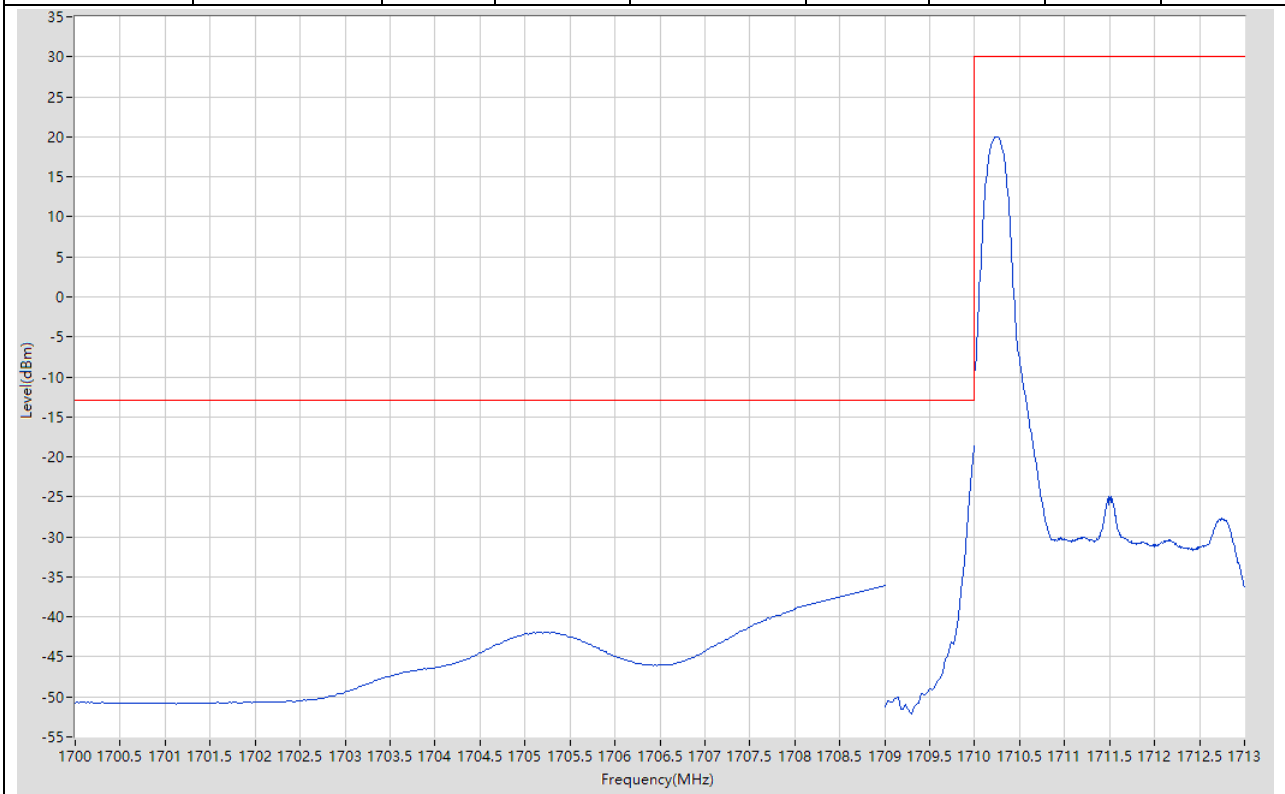
**7.8. LTE Band Edge\_Part22-24-27(NTNV)(Subtest:8, Channel:20393, Bandwidth:1.4, Modulation:Q16, RB Number: 6, RB Position:HIGH)**

Start Frequency (MHz)	Stop Frequency (MHz)	RBW (MHz)	Detector	Frequency (MHz)	Power (dBm)	Limit (dBm)	Verdict	Sweep Point
1753	1755	0.1	RMS	1754.345	11.35	30	Pass	401
1755	1756	0.02	RMS	1755.005	-31.99	-13	Pass	401
1756	1757	1	RMS	1756	-26.39	-13	Pass	2
1757	1765	1	RMS	1757	-37.76	-13	Pass	401



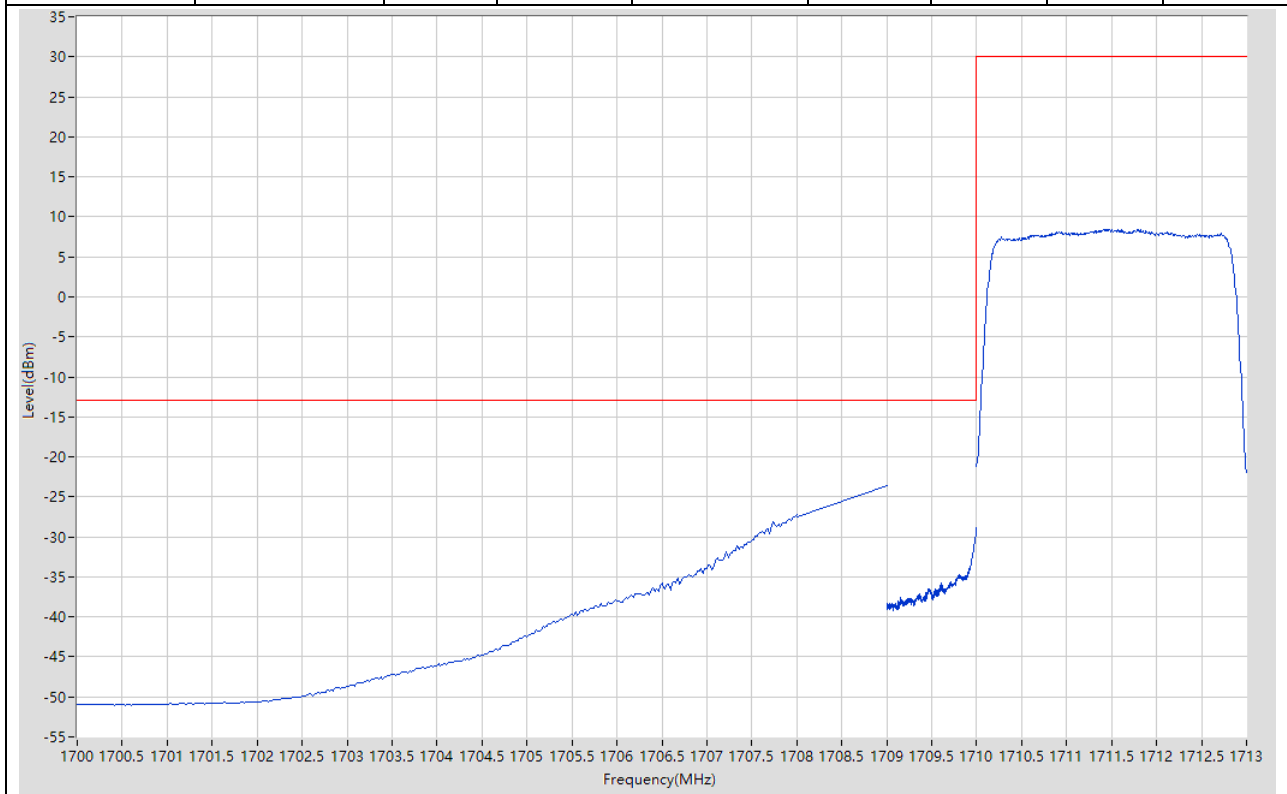
**7.9. LTE Band Edge\_Part22-24-27(NTNV)(Subtest:9, Channel:19965, Bandwidth:3, Modulation:QPSK, RB Number: 1, RB Position:LOW)**

Start Frequency (MHz)	Stop Frequency (MHz)	RBW (MHz)	Detector	Frequency (MHz)	Power (dBm)	Limit (dBm)	Verdict	Sweep Point
1700	1708	1	RMS	1708	-39.07	-13	Pass	401
1708	1709	1	RMS	1709	-36.12	-13	Pass	2
1709	1710	0.03	RMS	1710	-18.64	-13	Pass	35
1710	1713	0.1	RMS	1710.255	20.02	30	Pass	401



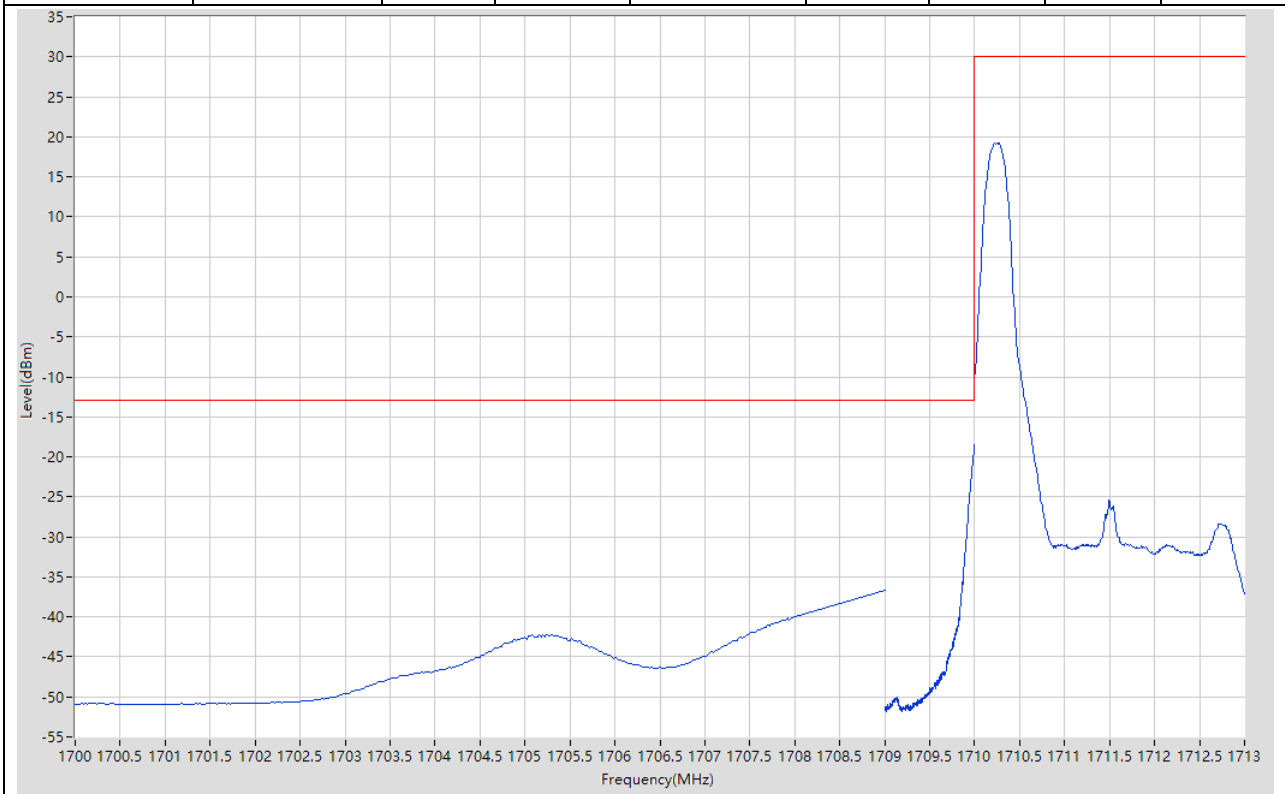
**7.10. LTE Band Edge\_Part22-24-27(NTNV)(Subtest:10, Channel:19965, Bandwidth:3, Modulation:QPSK, RB Number: 15, RB Position:LOW)**

Start Frequency (MHz)	Stop Frequency (MHz)	RBW (MHz)	Detector	Frequency (MHz)	Power (dBm)	Limit (dBm)	Verdict	Sweep Point
1700	1708	1	RMS	1708	-27.17	-13	Pass	401
1708	1709	1	RMS	1709	-23.65	-13	Pass	2
1709	1710	0.03	RMS	1710	-28.82	-13	Pass	401
1710	1713	0.1	RMS	1711.418	8.45	30	Pass	401



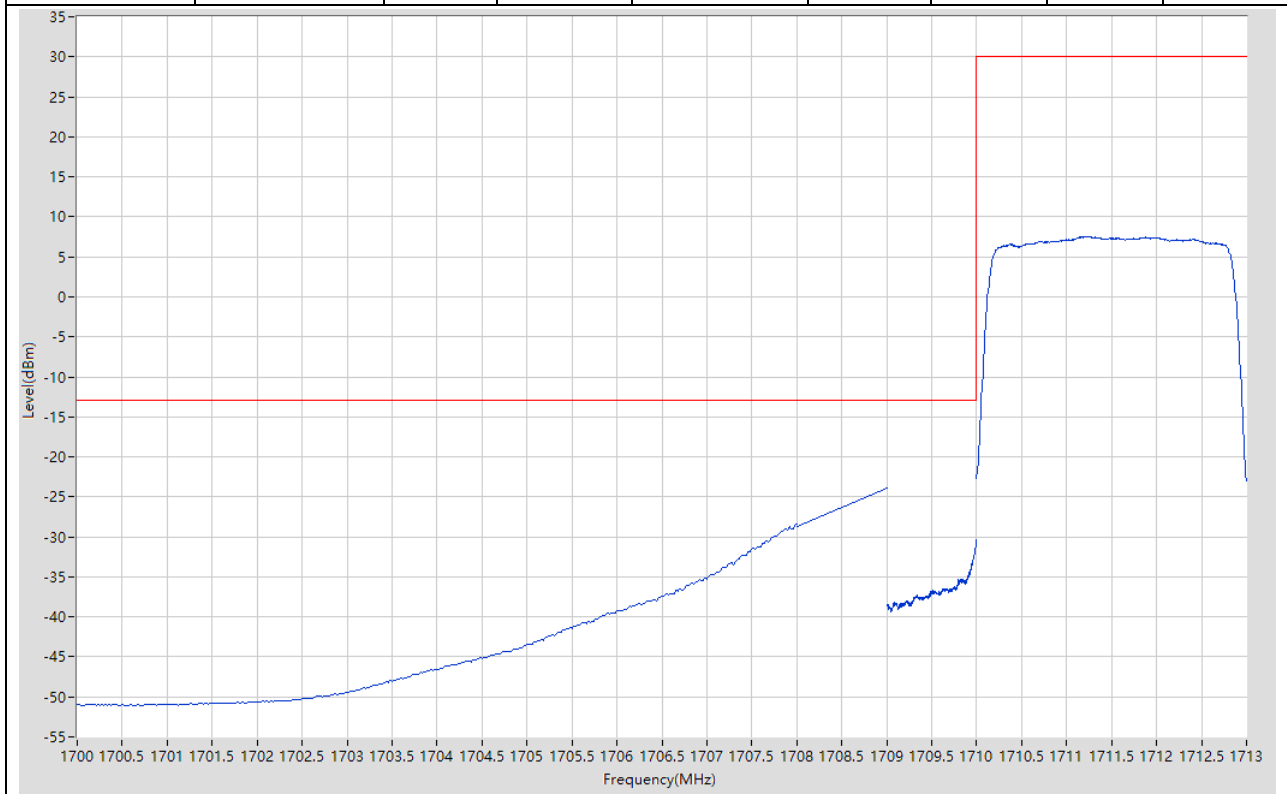
**7.11. LTE Band Edge\_Part22-24-27(NTNV)(Subtest:11, Channel:19965, Bandwidth:3, Modulation:Q16, RB Number: 1, RB Position:LOW)**

Start Frequency (MHz)	Stop Frequency (MHz)	RBW (MHz)	Detector	Frequency (MHz)	Power (dBm)	Limit (dBm)	Verdict	Sweep Point
1700	1708	1	RMS	1708	-39.98	-13	Pass	401
1708	1709	1	RMS	1709	-36.71	-13	Pass	2
1709	1710	0.03	RMS	1710	-18.44	-13	Pass	401
1710	1713	0.1	RMS	1710.248	19.29	30	Pass	401



**7.12. LTE Band Edge\_Part22-24-27(NTNV)(Subtest:12, Channel:19965, Bandwidth:3, Modulation:Q16, RB Number: 15, RB Position:LOW)**

Start Frequency (MHz)	Stop Frequency (MHz)	RBW (MHz)	Detector	Frequency (MHz)	Power (dBm)	Limit (dBm)	Verdict	Sweep Point
1700	1708	1	RMS	1708	-28.44	-13	Pass	401
1708	1709	1	RMS	1709	-23.83	-13	Pass	2
1709	1710	0.03	RMS	1710	-30.37	-13	Pass	401
1710	1713	0.1	RMS	1711.253	7.54	30	Pass	401



**7.13. LTE Band Edge\_Part22-24-27(NTNV)(Subtest:13, Channel:20385, Bandwidth:3, Modulation:QPSK, RB Number: 1, RB Position:HIGH)**

Start Frequency (MHz)	Stop Frequency (MHz)	RBW (MHz)	Detector	Frequency (MHz)	Power (dBm)	Limit (dBm)	Verdict	Sweep Point
1752	1755	0.1	RMS	1754.753	20.54	30	Pass	401
1755	1756	0.03	RMS	1755	-17.27	-13	Pass	401
1756	1757	1	RMS	1756	-35.7	-13	Pass	2
1757	1765	1	RMS	1757	-38.75	-13	Pass	401





**7.14. LTE Band Edge\_Part22-24-27(NTNV)(Subtest:14, Channel:20385, Bandwidth:3, Modulation:QPSK, RB Number: 15, RB Position:HIGH)**

Start Frequency (MHz)	Stop Frequency (MHz)	RBW (MHz)	Detector	Frequency (MHz)	Power (dBm)	Limit (dBm)	Verdict	Sweep Point
1752	1755	0.1	RMS	1753.073	8.5	30	Pass	401
1755	1756	0.03	RMS	1755	-29.77	-13	Pass	401
1756	1757	1	RMS	1756	-22.4	-13	Pass	2
1757	1765	1	RMS	1757	-26.24	-13	Pass	401



**7.15. LTE Band Edge\_Part22-24-27(NTNV)(Subtest:15, Channel:20385, Bandwidth:3, Modulation:Q16, RB Number: 1, RB Position:HIGH)**

Start Frequency (MHz)	Stop Frequency (MHz)	RBW (MHz)	Detector	Frequency (MHz)	Power (dBm)	Limit (dBm)	Verdict	Sweep Point
1752	1755	0.1	RMS	1754.76	19.46	30	Pass	401
1755	1756	0.03	RMS	1755	-18.63	-13	Pass	401
1756	1757	1	RMS	1756	-36.46	-13	Pass	2
1757	1765	1	RMS	1757	-39.57	-13	Pass	401



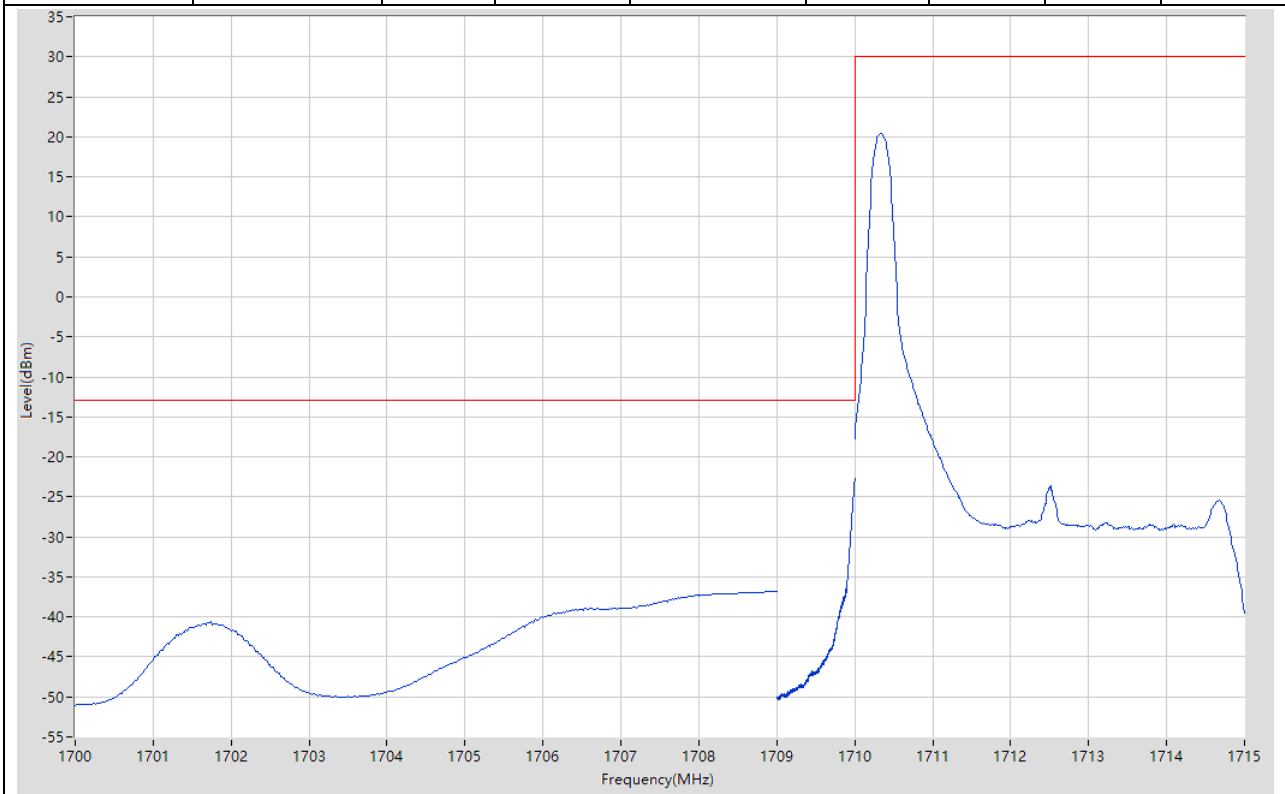
**7.16. LTE Band Edge\_Part22-24-27(NTNV)(Subtest:16, Channel:20385, Bandwidth:3, Modulation:Q16, RB Number: 15, RB Position:HIGH)**

Start Frequency (MHz)	Stop Frequency (MHz)	RBW (MHz)	Detector	Frequency (MHz)	Power (dBm)	Limit (dBm)	Verdict	Sweep Point
1752	1755	0.1	RMS	1753.41	7.44	30	Pass	401
1755	1756	0.03	RMS	1755	-29.74	-13	Pass	401
1756	1757	1	RMS	1756	-23.41	-13	Pass	2
1757	1765	1	RMS	1757	-28.05	-13	Pass	401



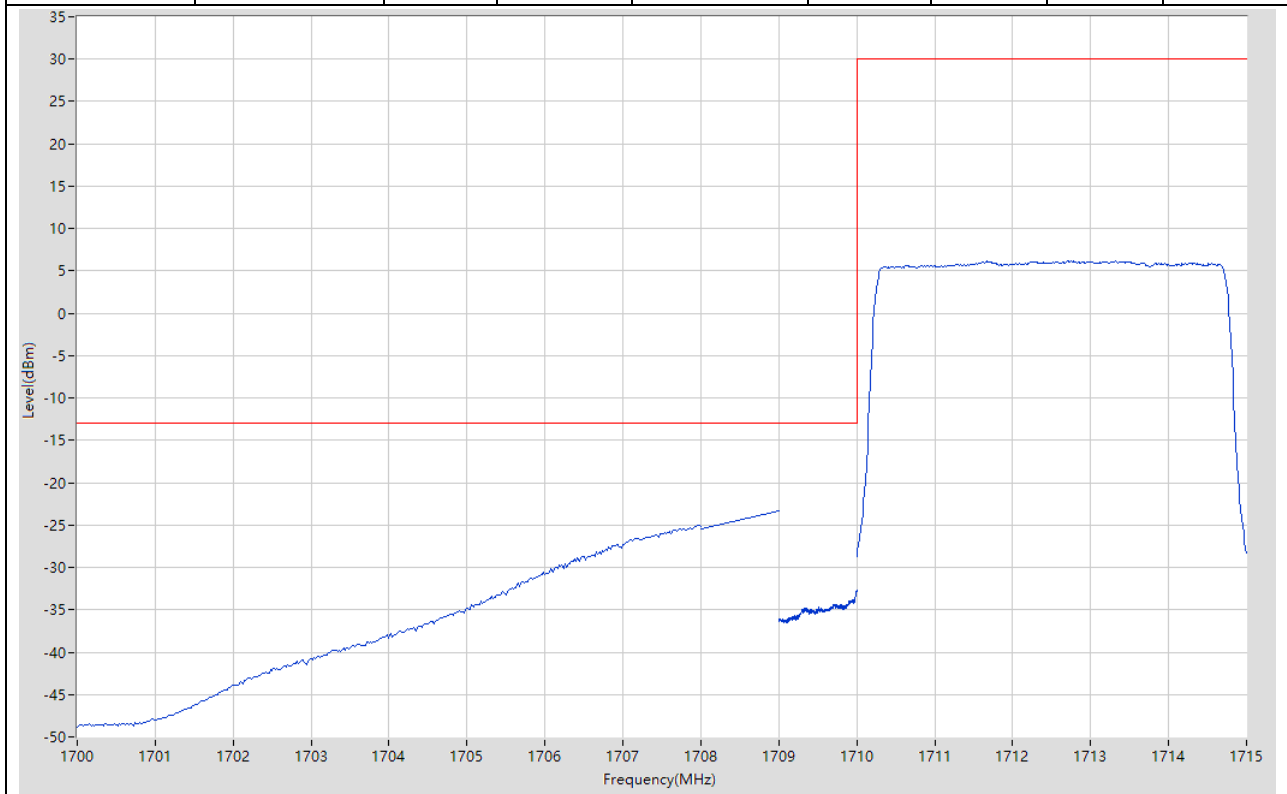
**7.17. LTE Band Edge\_Part22-24-27(NTNV)(Subtest:17, Channel:19975, Bandwidth:5, Modulation:QPSK, RB Number: 1, RB Position:LOW)**

Start Frequency (MHz)	Stop Frequency (MHz)	RBW (MHz)	Detector	Frequency (MHz)	Power (dBm)	Limit (dBm)	Verdict	Sweep Point
1700	1708	1	RMS	1707.98	-37.2	-13	Pass	401
1708	1709	1	RMS	1709	-36.88	-13	Pass	2
1709	1710	0.051	RMS	1710	-22.72	-13	Pass	401
1710	1715	0.1	RMS	1710.325	20.43	30	Pass	401



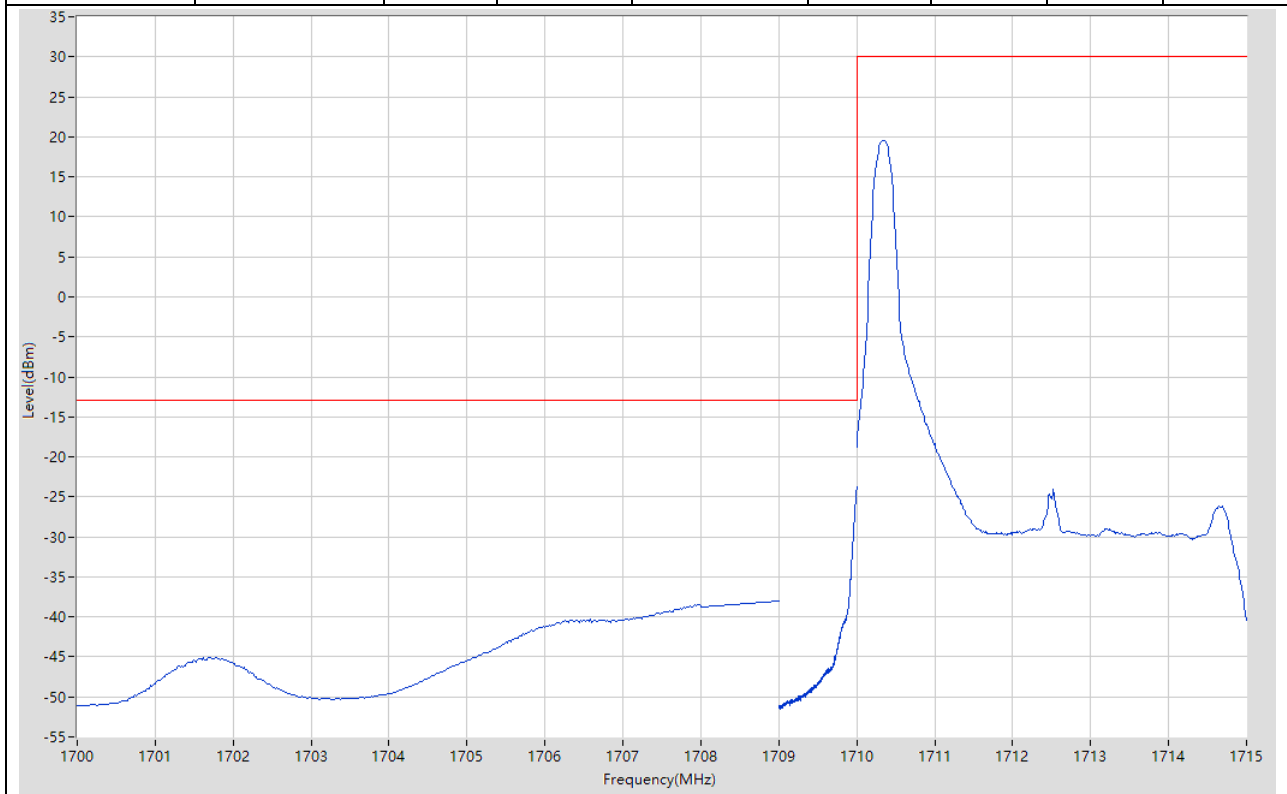
**7.18. LTE Band Edge\_Part22-24-27(NTNV)(Subtest:18, Channel:19975, Bandwidth:5, Modulation:QPSK, RB Number: 25, RB Position:LOW)**

Start Frequency (MHz)	Stop Frequency (MHz)	RBW (MHz)	Detector	Frequency (MHz)	Power (dBm)	Limit (dBm)	Verdict	Sweep Point
1700	1708	1	RMS	1707.96	-25.04	-13	Pass	401
1708	1709	1	RMS	1709	-23.31	-13	Pass	2
1709	1710	0.051	RMS	1710	-32.7	-13	Pass	401
1710	1715	0.1	RMS	1711.675	6.2	30	Pass	401



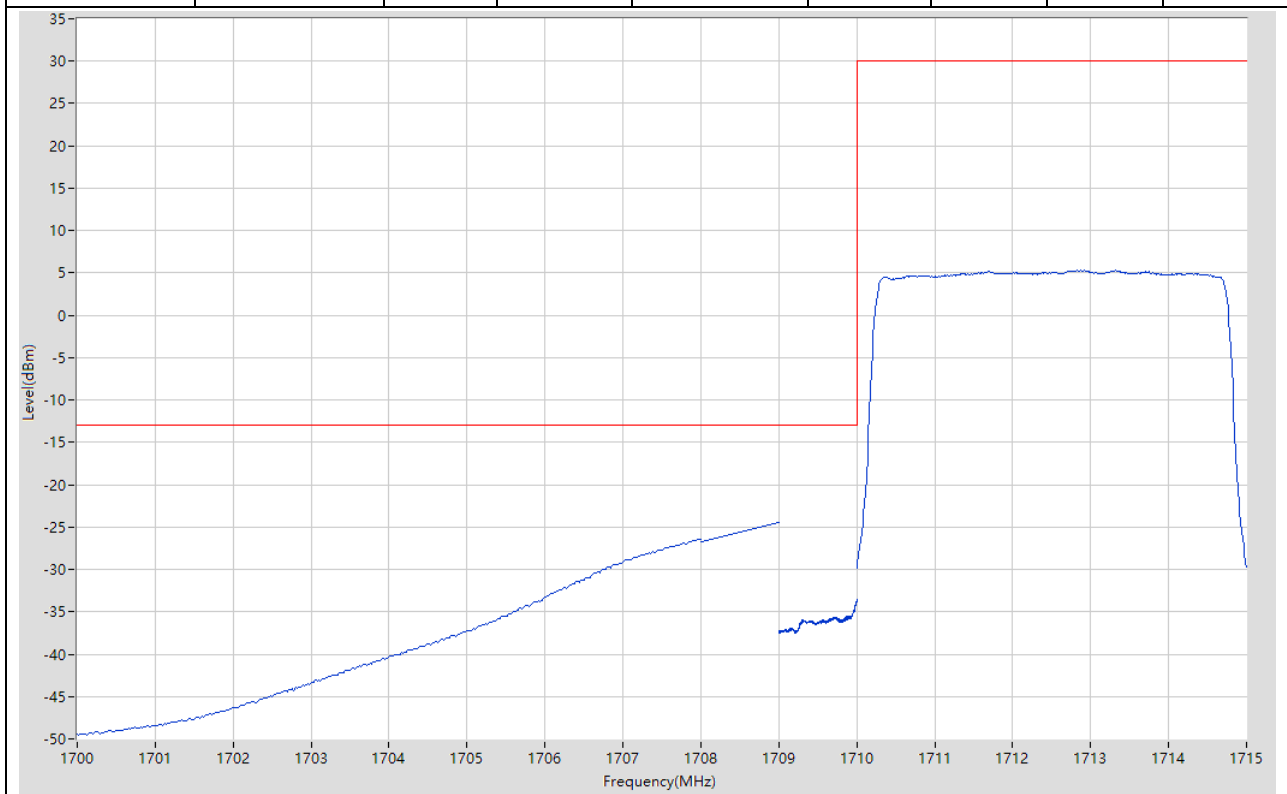
**7.19. LTE Band Edge\_Part22-24-27(NTNV)(Subtest:19, Channel:19975, Bandwidth:5, Modulation:Q16, RB Number: 1, RB Position:LOW)**

Start Frequency (MHz)	Stop Frequency (MHz)	RBW (MHz)	Detector	Frequency (MHz)	Power (dBm)	Limit (dBm)	Verdict	Sweep Point
1700	1708	1	RMS	1707.96	-38.51	-13	Pass	401
1708	1709	1	RMS	1709	-37.97	-13	Pass	2
1709	1710	0.051	RMS	1710	-23.68	-13	Pass	401
1710	1715	0.1	RMS	1710.338	19.56	30	Pass	401



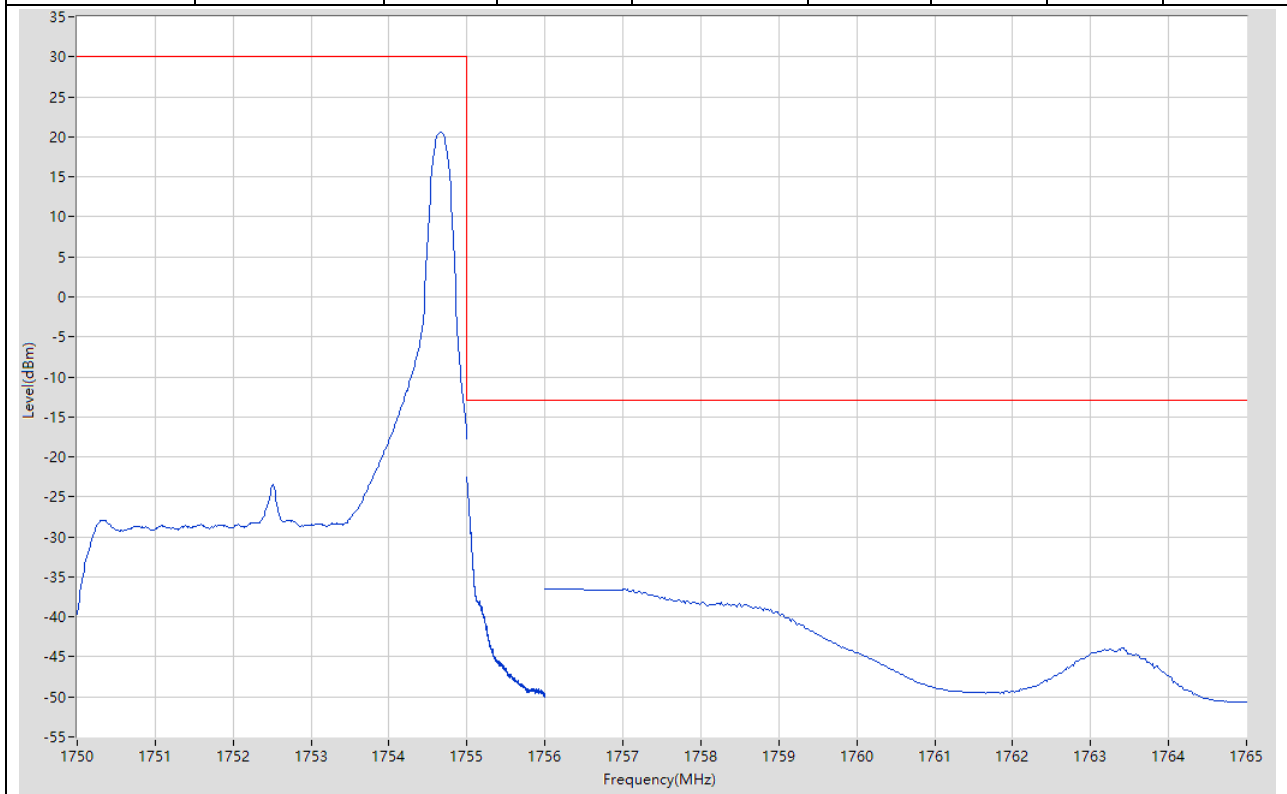
**7.20. LTE Band Edge\_Part22-24-27(NTNV)(Subtest:20, Channel:19975, Bandwidth:5, Modulation:Q16, RB Number: 25, RB Position:LOW)**

Start Frequency (MHz)	Stop Frequency (MHz)	RBW (MHz)	Detector	Frequency (MHz)	Power (dBm)	Limit (dBm)	Verdict	Sweep Point
1700	1708	1	RMS	1708	-26.38	-13	Pass	401
1708	1709	1	RMS	1709	-24.51	-13	Pass	2
1709	1710	0.051	RMS	1710	-33.52	-13	Pass	401
1710	1715	0.1	RMS	1712.875	5.33	30	Pass	401



**7.21. LTE Band Edge\_Part22-24-27(NTNV)(Subtest:21, Channel:20375, Bandwidth:5, Modulation:QPSK, RB Number: 1, RB Position:HIGH)**

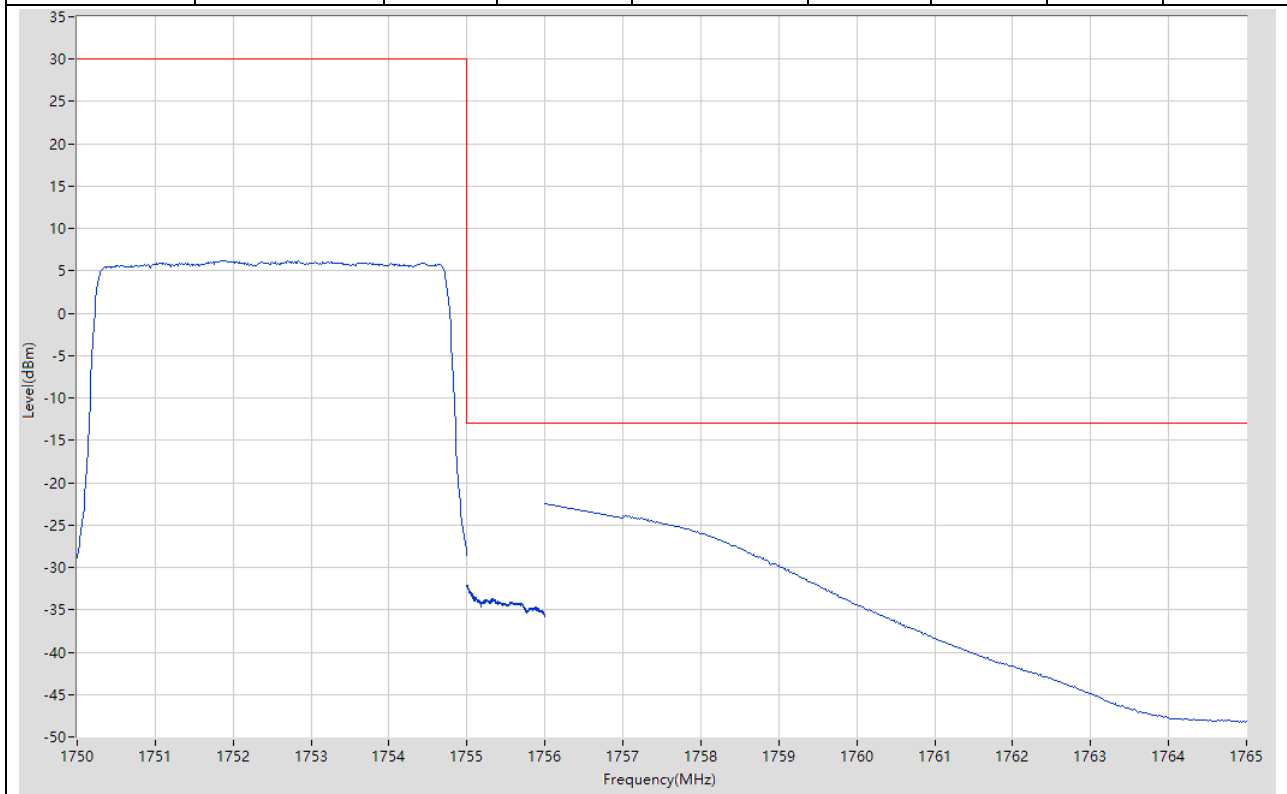
Start Frequency (MHz)	Stop Frequency (MHz)	RBW (MHz)	Detector	Frequency (MHz)	Power (dBm)	Limit (dBm)	Verdict	Sweep Point
1750	1755	0.1	RMS	1754.663	20.63	30	Pass	401
1755	1756	0.051	RMS	1755	-22.58	-13	Pass	401
1756	1757	1	RMS	1756	-36.5	-13	Pass	2
1757	1765	1	RMS	1757.06	-36.59	-13	Pass	401





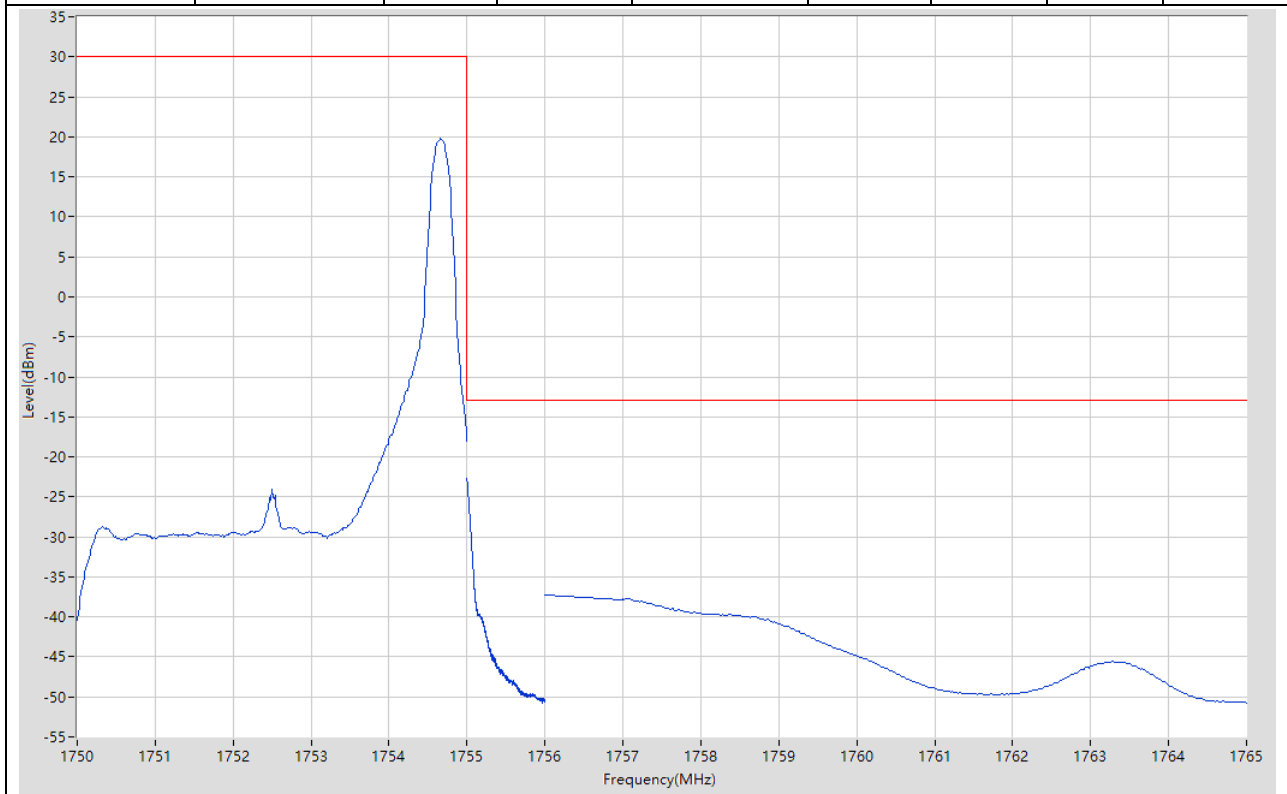
**7.22. LTE Band Edge\_Part22-24-27(NTNV)(Subtest:22, Channel:20375, Bandwidth:5, Modulation:QPSK, RB Number: 25, RB Position:HIGH)**

Start Frequency (MHz)	Stop Frequency (MHz)	RBW (MHz)	Detector	Frequency (MHz)	Power (dBm)	Limit (dBm)	Verdict	Sweep Point
1750	1755	0.1	RMS	1751.863	6.24	30	Pass	401
1755	1756	0.051	RMS	1755	-32.1	-13	Pass	401
1756	1757	1	RMS	1756	-22.45	-13	Pass	2
1757	1765	1	RMS	1757	-23.84	-13	Pass	401



**7.23. LTE Band Edge\_Part22-24-27(NTNV)(Subtest:23, Channel:20375, Bandwidth:5, Modulation:Q16, RB Number: 1, RB Position:HIGH)**

Start Frequency (MHz)	Stop Frequency (MHz)	RBW (MHz)	Detector	Frequency (MHz)	Power (dBm)	Limit (dBm)	Verdict	Sweep Point
1750	1755	0.1	RMS	1754.663	19.77	30	Pass	401
1755	1756	0.051	RMS	1755	-22.76	-13	Pass	401
1756	1757	1	RMS	1756	-37.31	-13	Pass	2
1757	1765	1	RMS	1757.04	-37.67	-13	Pass	401



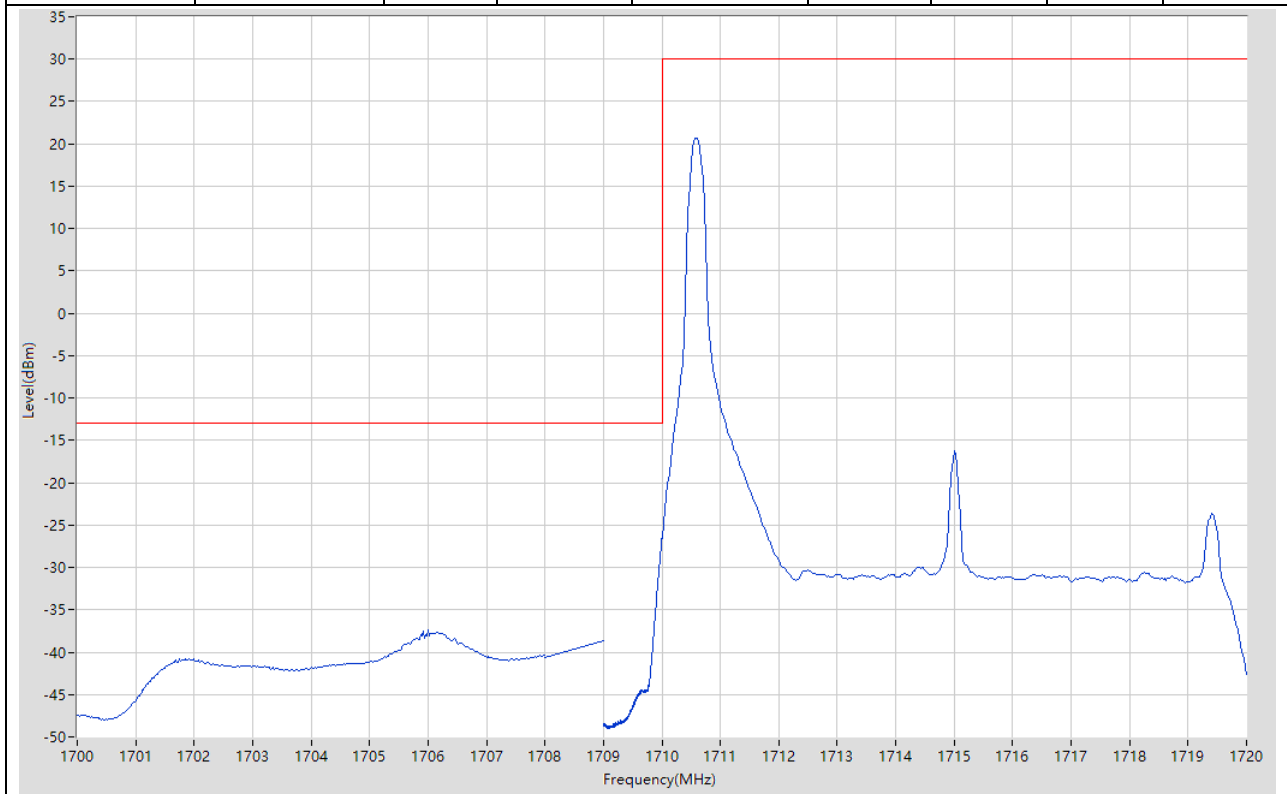
**7.24. LTE Band Edge\_Part22-24-27(NTNV)(Subtest:24, Channel:20375, Bandwidth:5, Modulation:Q16, RB Number: 25, RB Position:HIGH)**

Start Frequency (MHz)	Stop Frequency (MHz)	RBW (MHz)	Detector	Frequency (MHz)	Power (dBm)	Limit (dBm)	Verdict	Sweep Point
1750	1755	0.1	RMS	1752.263	5.31	30	Pass	401
1755	1756	0.051	RMS	1755	-33.2	-13	Pass	401
1756	1757	1	RMS	1756	-23.92	-13	Pass	2
1757	1765	1	RMS	1757	-25.48	-13	Pass	401



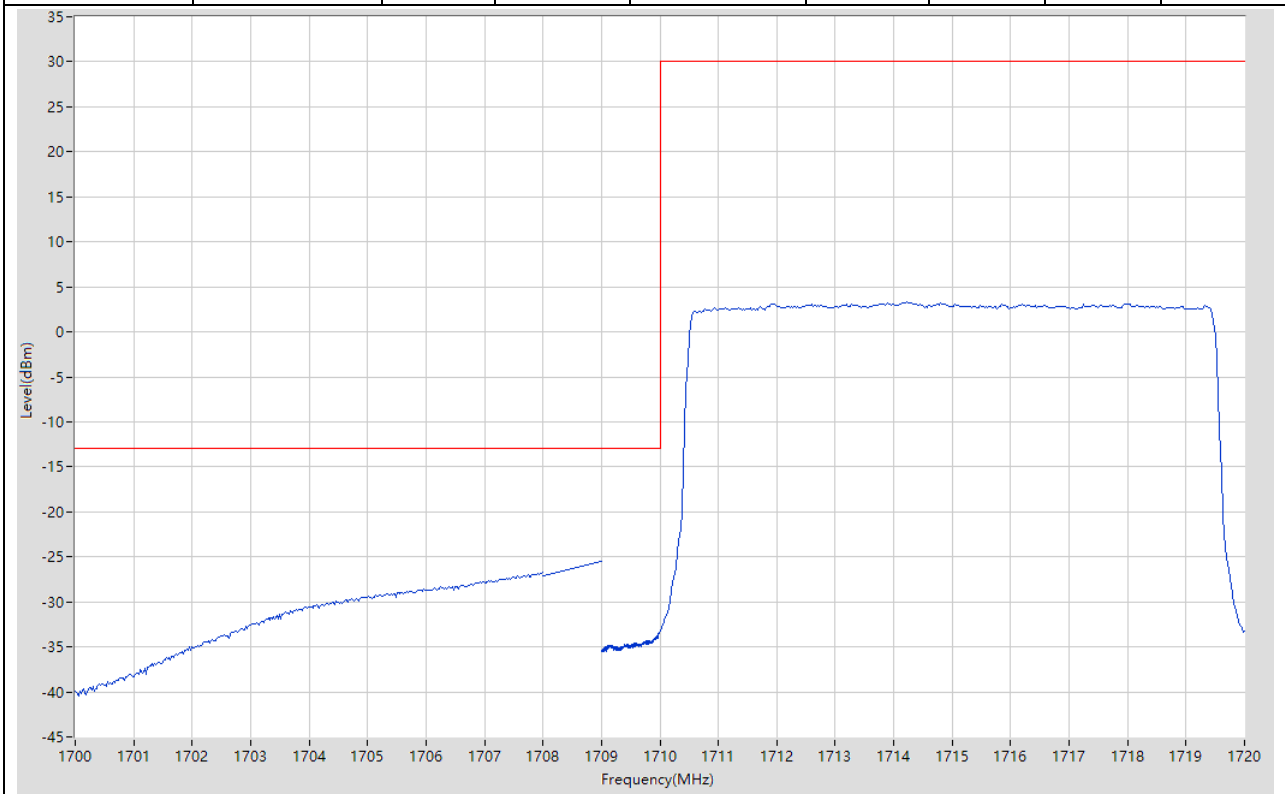
**7.25. LTE Band Edge\_Part22-24-27(NTNV)(Subtest:25, Channel:20000, Bandwidth:10, Modulation:QPSK, RB Number: 1, RB Position:LOW)**

Start Frequency (MHz)	Stop Frequency (MHz)	RBW (MHz)	Detector	Frequency (MHz)	Power (dBm)	Limit (dBm)	Verdict	Sweep Point
1700	1708	1	RMS	1706	-37.41	-13	Pass	401
1708	1709	1	RMS	1709	-38.69	-13	Pass	2
1709	1710	0.1	RMS	1710	-26.49	-13	Pass	401
1710	1720	0.1	RMS	1710.575	20.62	30	Pass	401



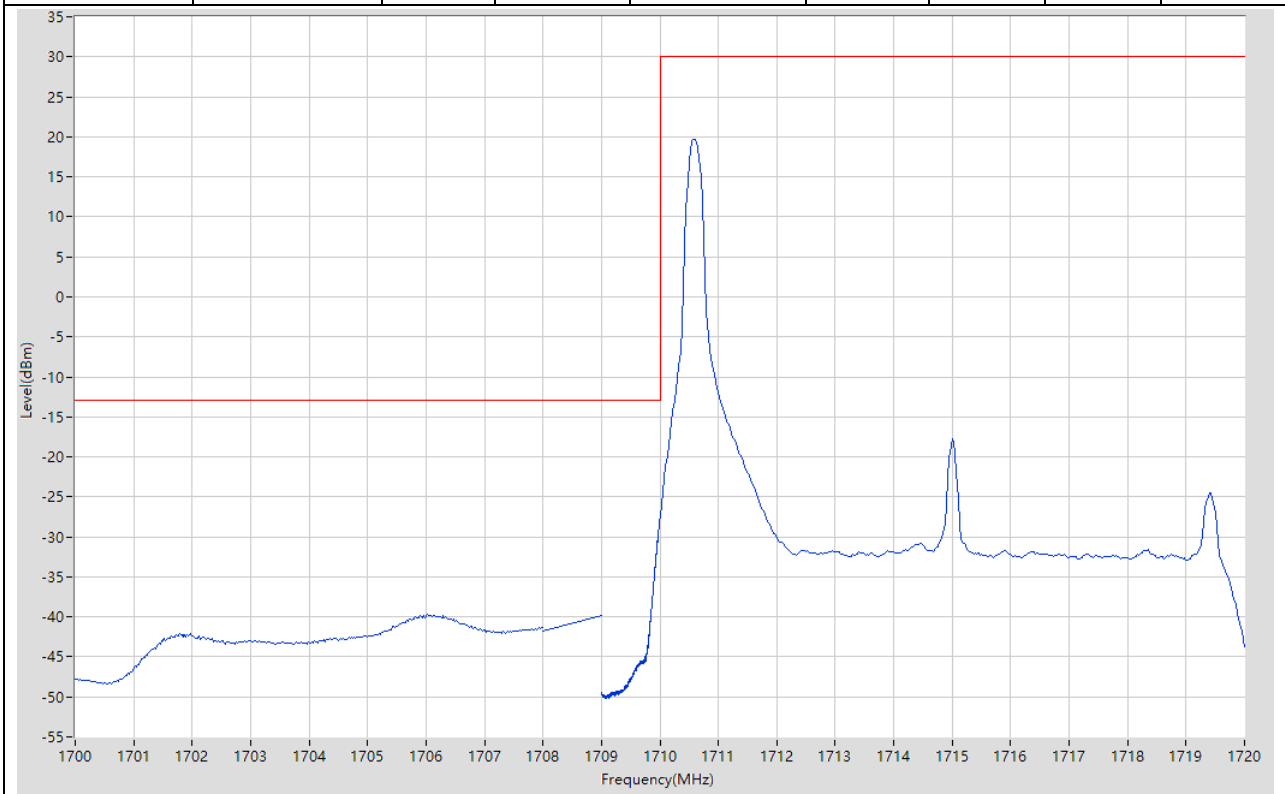
**7.26. LTE Band Edge\_Part22-24-27(NTNV)(Subtest:26, Channel:20000, Bandwidth:10, Modulation:QPSK, RB Number: 50, RB Position:LOW)**

Start Frequency (MHz)	Stop Frequency (MHz)	RBW (MHz)	Detector	Frequency (MHz)	Power (dBm)	Limit (dBm)	Verdict	Sweep Point
1700	1708	1	RMS	1708	-26.68	-13	Pass	401
1708	1709	1	RMS	1709	-25.54	-13	Pass	2
1709	1710	0.1	RMS	1710	-33.18	-13	Pass	401
1710	1720	0.1	RMS	1714.225	3.28	30	Pass	401



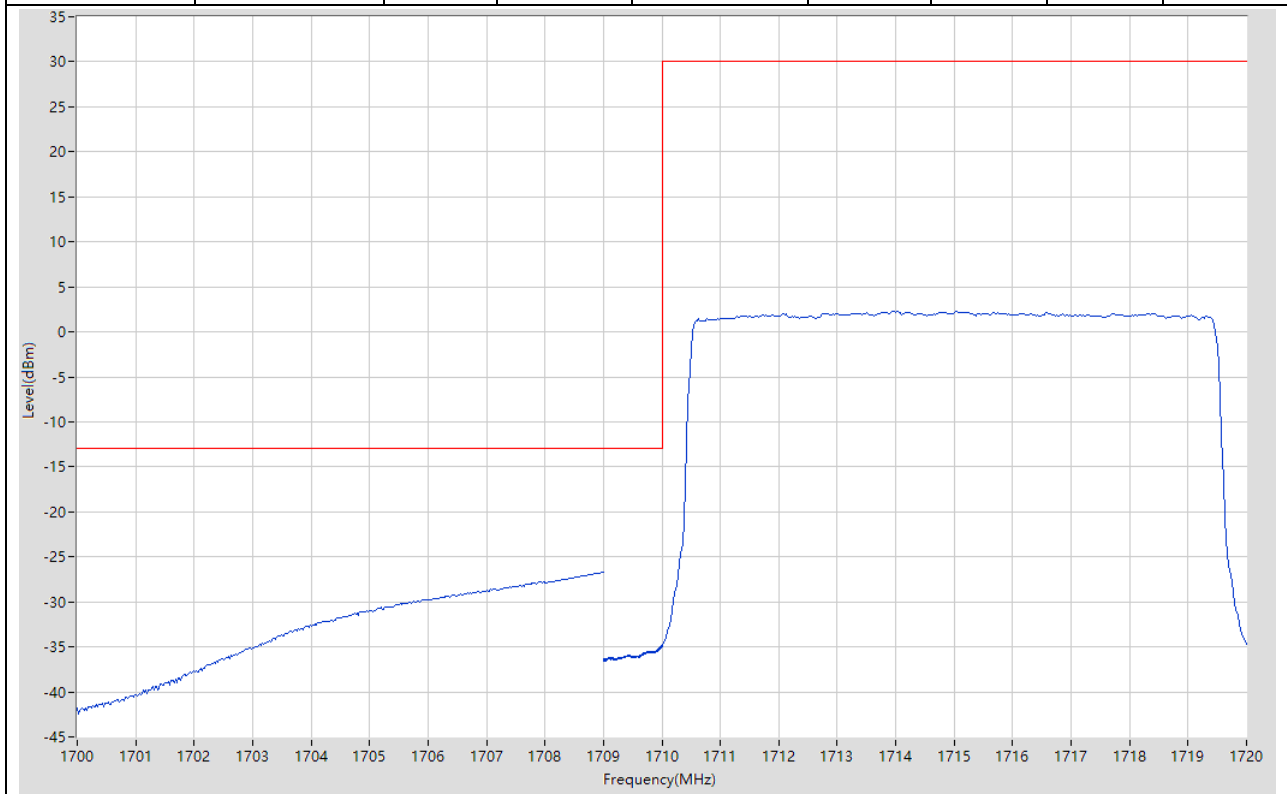
**7.27. LTE Band Edge\_Part22-24-27(NTNV)(Subtest:27, Channel:20000, Bandwidth:10, Modulation:Q16, RB Number: 1, RB Position:LOW)**

Start Frequency (MHz)	Stop Frequency (MHz)	RBW (MHz)	Detector	Frequency (MHz)	Power (dBm)	Limit (dBm)	Verdict	Sweep Point
1700	1708	1	RMS	1706.02	-39.75	-13	Pass	401
1708	1709	1	RMS	1709	-39.85	-13	Pass	2
1709	1710	0.1	RMS	1710	-27.64	-13	Pass	401
1710	1720	0.1	RMS	1710.6	19.7	30	Pass	401



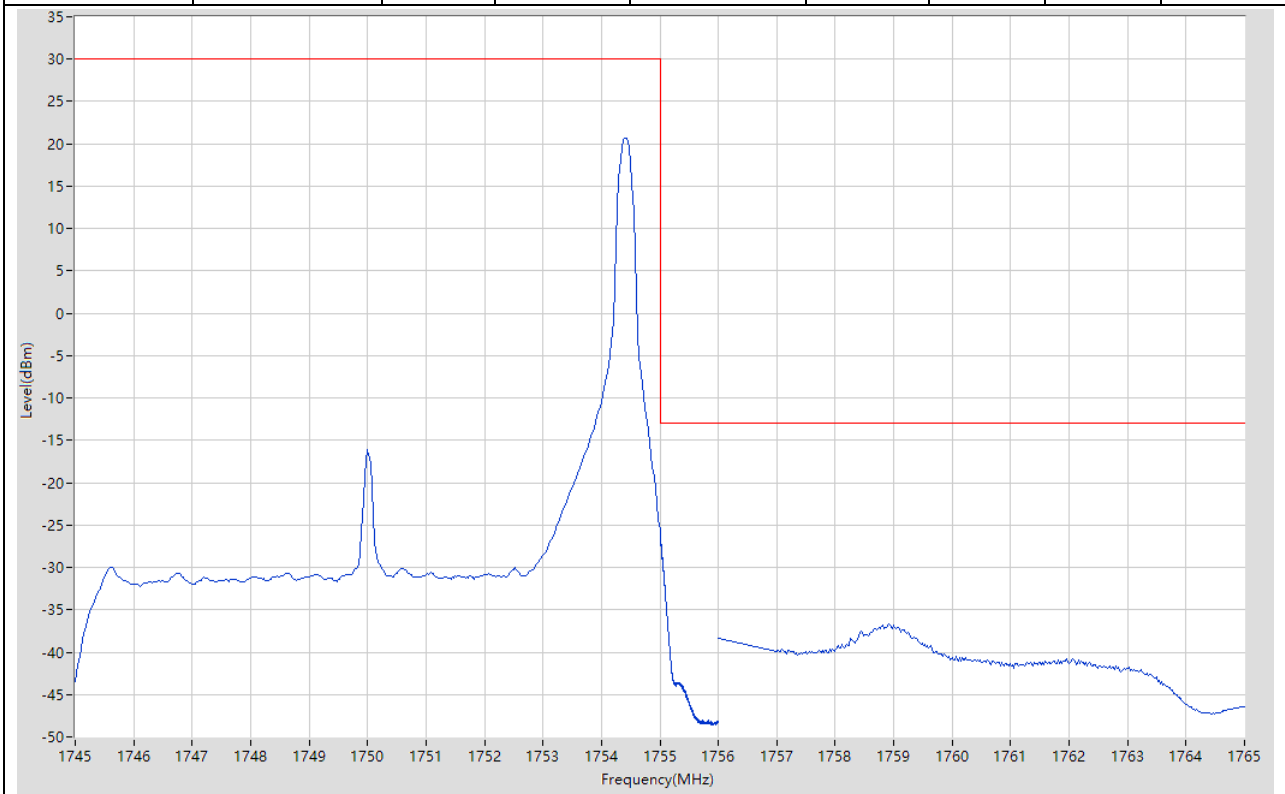
**7.28. LTE Band Edge\_Part22-24-27(NTNV)(Subtest:28, Channel:20000, Bandwidth:10, Modulation:Q16, RB Number: 50, RB Position:LOW)**

Start Frequency (MHz)	Stop Frequency (MHz)	RBW (MHz)	Detector	Frequency (MHz)	Power (dBm)	Limit (dBm)	Verdict	Sweep Point
1700	1708	1	RMS	1707.98	-27.72	-13	Pass	401
1708	1709	1	RMS	1709	-26.71	-13	Pass	2
1709	1710	0.1	RMS	1709.998	-34.83	-13	Pass	401
1710	1720	0.1	RMS	1715.025	2.33	30	Pass	401



**7.29. LTE Band Edge\_Part22-24-27(NTNV)(Subtest:29, Channel:20350, Bandwidth:10, Modulation:QPSK, RB Number: 1, RB Position:HIGH)**

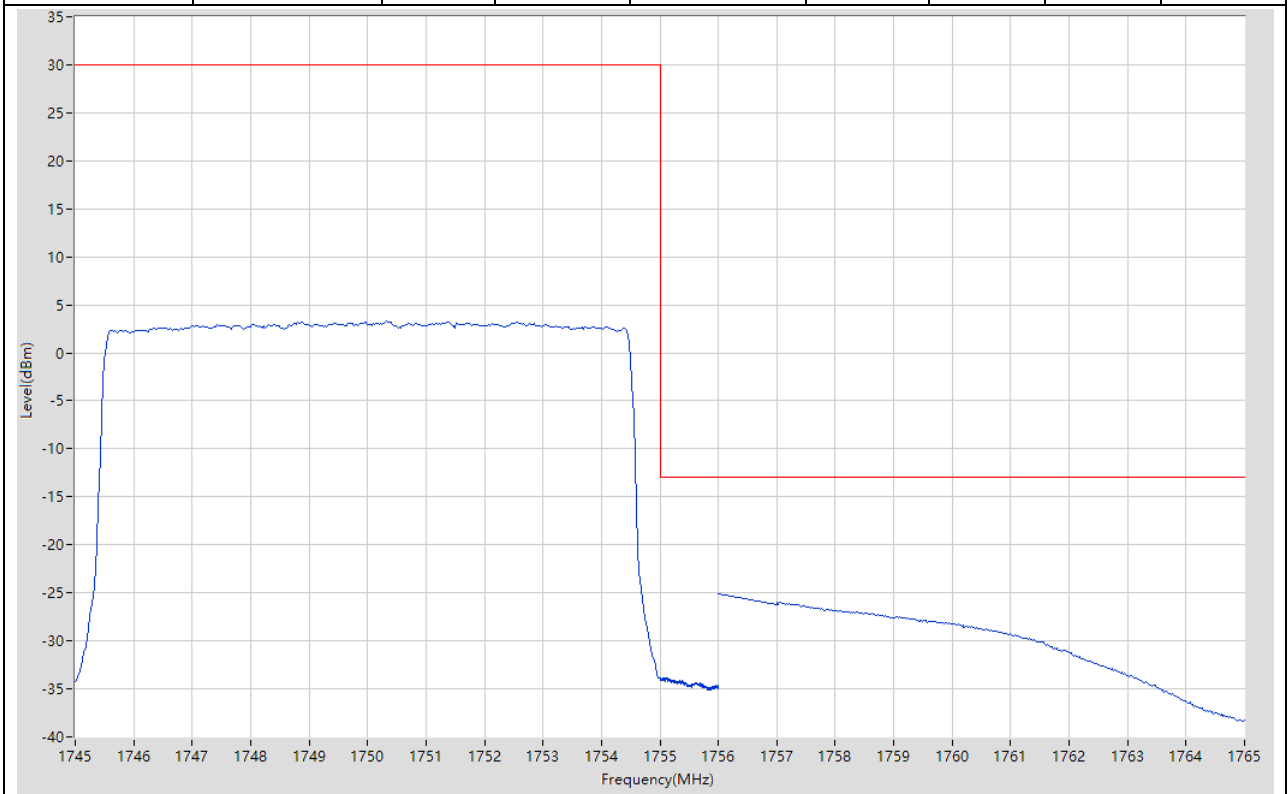
Start Frequency (MHz)	Stop Frequency (MHz)	RBW (MHz)	Detector	Frequency (MHz)	Power (dBm)	Limit (dBm)	Verdict	Sweep Point
1745	1755	0.1	RMS	1754.4	20.73	30	Pass	401
1755	1756	0.1	RMS	1755.003	-25.79	-13	Pass	401
1756	1757	1	RMS	1756	-38.34	-13	Pass	2
1757	1765	1	RMS	1758.92	-36.72	-13	Pass	401





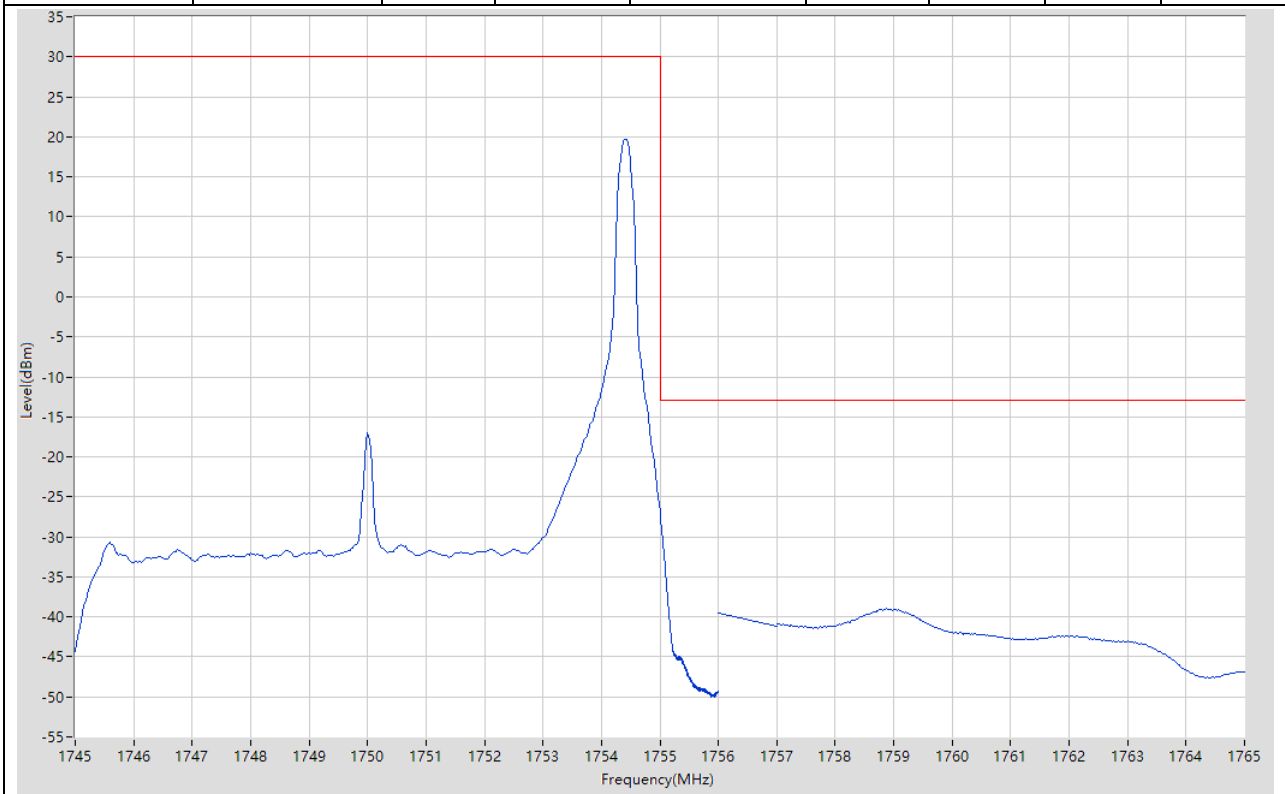
**7.30. LTE Band Edge\_Part22-24-27(NTNV)(Subtest:30, Channel:20350, Bandwidth:10, Modulation:QPSK, RB Number: 50, RB Position:HIGH)**

Start Frequency (MHz)	Stop Frequency (MHz)	RBW (MHz)	Detector	Frequency (MHz)	Power (dBm)	Limit (dBm)	Verdict	Sweep Point
1745	1755	0.1	RMS	1750.325	3.26	30	Pass	401
1755	1756	0.1	RMS	1755.068	-33.82	-13	Pass	401
1756	1757	1	RMS	1756	-25.15	-13	Pass	2
1757	1765	1	RMS	1757	-25.94	-13	Pass	401



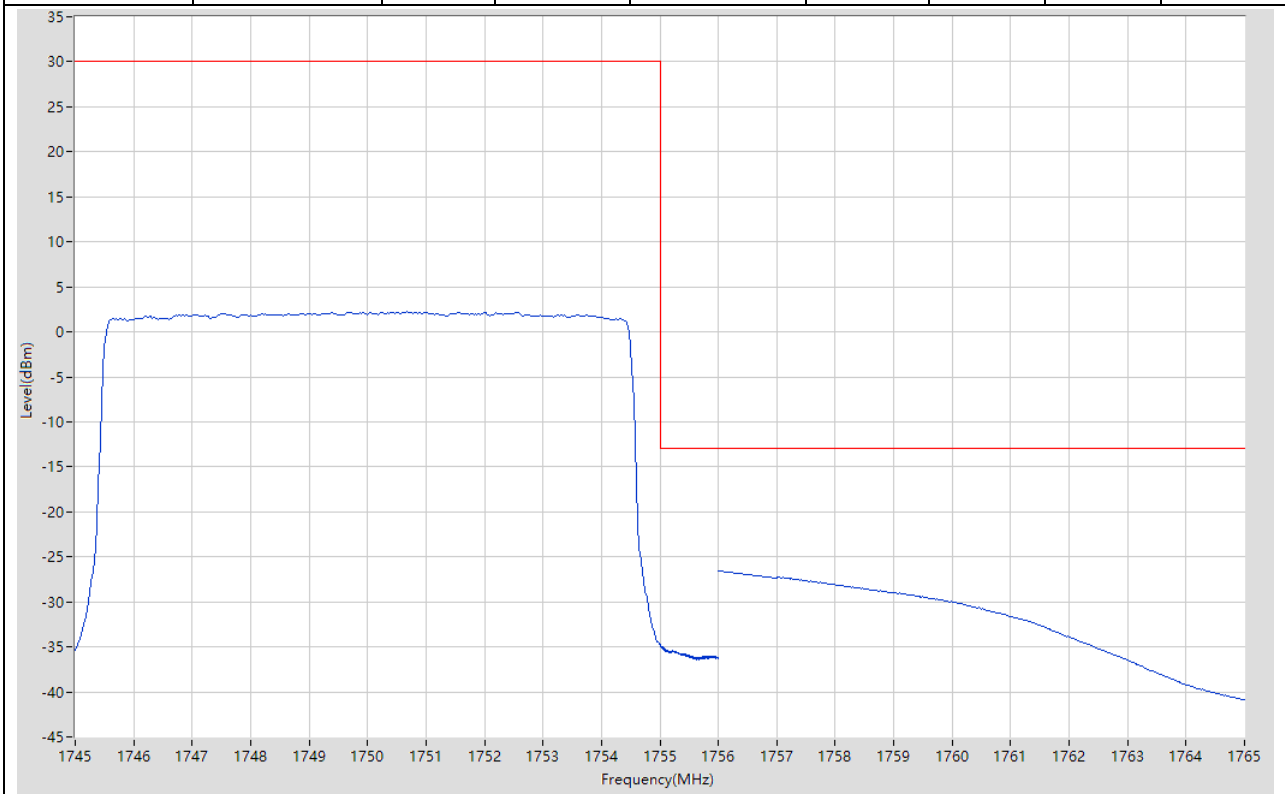
**7.31. LTE Band Edge\_Part22-24-27(NTNV)(Subtest:31, Channel:20350, Bandwidth:10, Modulation:Q16, RB Number: 1, RB Position:HIGH)**

Start Frequency (MHz)	Stop Frequency (MHz)	RBW (MHz)	Detector	Frequency (MHz)	Power (dBm)	Limit (dBm)	Verdict	Sweep Point
1745	1755	0.1	RMS	1754.4	19.68	30	Pass	401
1755	1756	0.1	RMS	1755	-26.91	-13	Pass	401
1756	1757	1	RMS	1756	-39.52	-13	Pass	2
1757	1765	1	RMS	1758.88	-38.91	-13	Pass	401



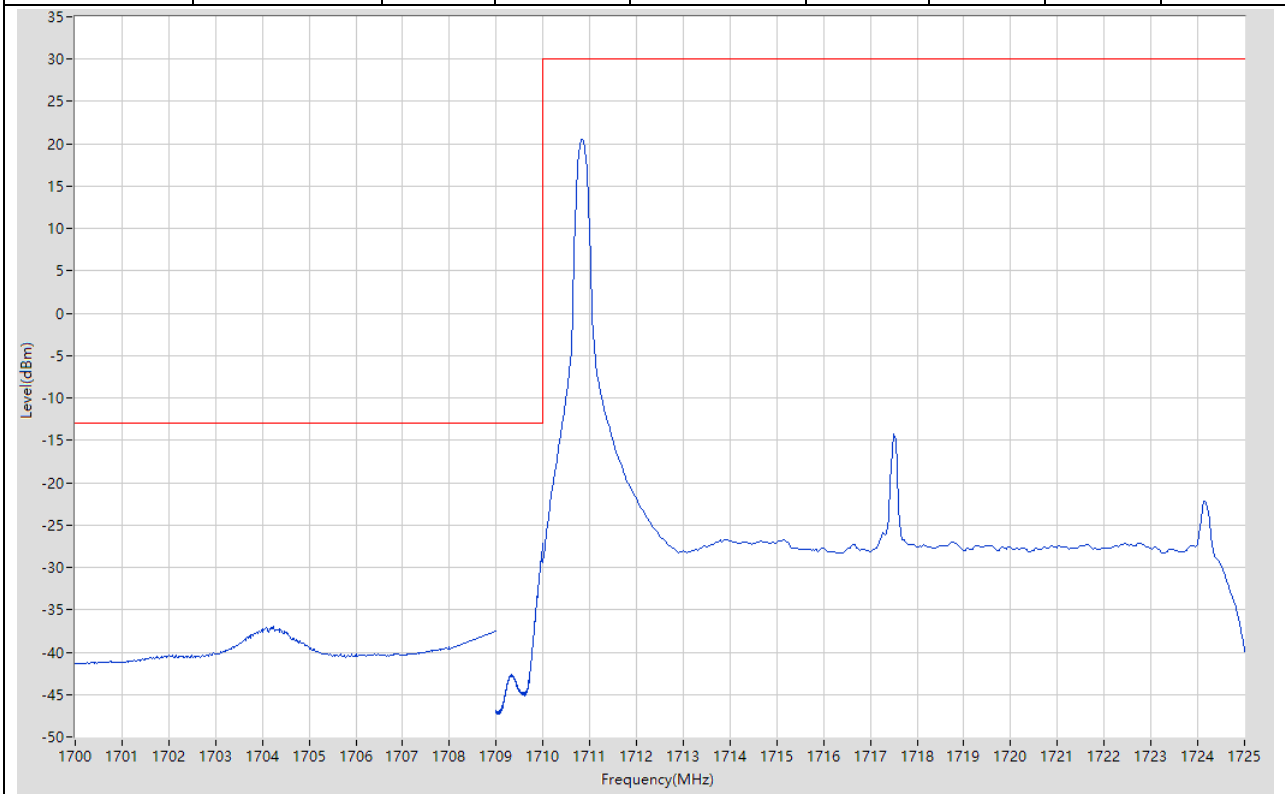
**7.32. LTE Band Edge\_Part22-24-27(NTNV)(Subtest:32, Channel:20350, Bandwidth:10, Modulation:Q16, RB Number: 50, RB Position:HIGH)**

Start Frequency (MHz)	Stop Frequency (MHz)	RBW (MHz)	Detector	Frequency (MHz)	Power (dBm)	Limit (dBm)	Verdict	Sweep Point
1745	1755	0.1	RMS	1750.675	2.23	30	Pass	401
1755	1756	0.1	RMS	1755	-34.75	-13	Pass	401
1756	1757	1	RMS	1756	-26.54	-13	Pass	2
1757	1765	1	RMS	1757.02	-27.2	-13	Pass	401



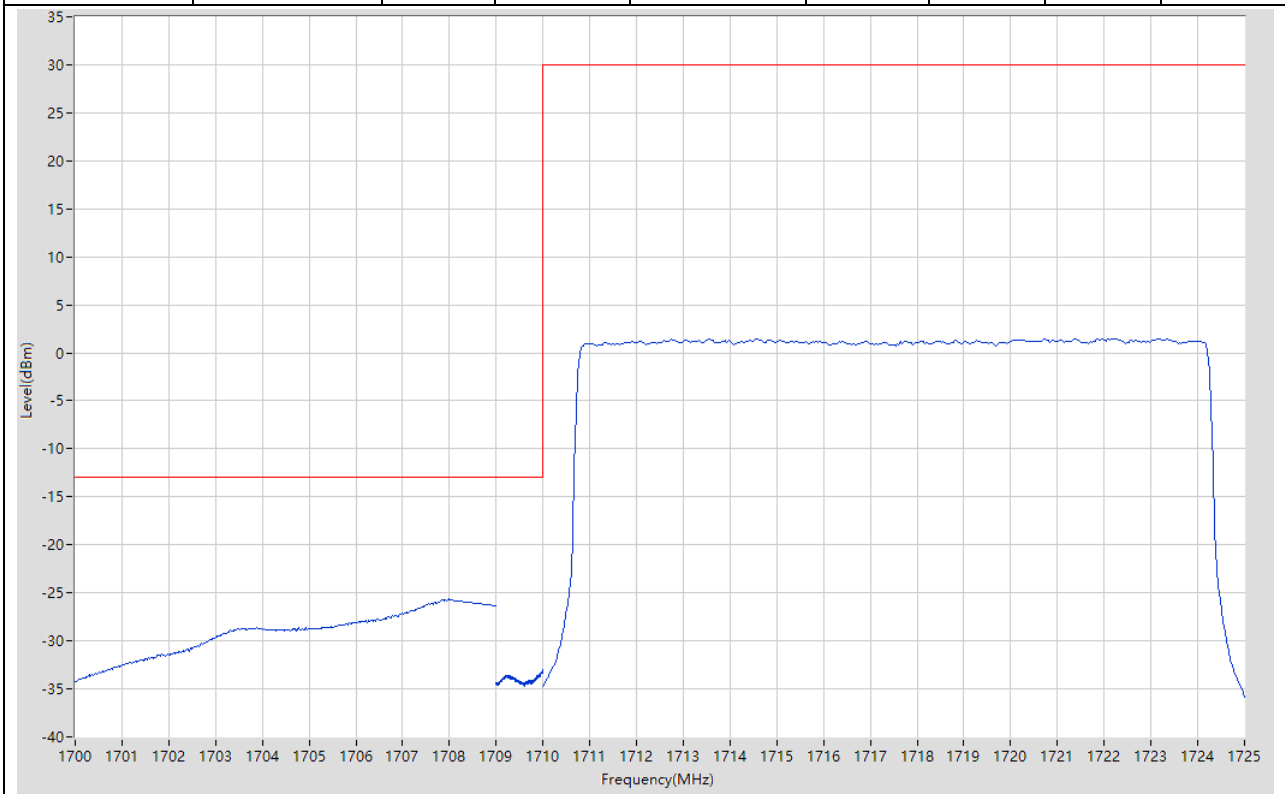
**7.33. LTE Band Edge\_Part22-24-27(NTNV)(Subtest:33, Channel:20025, Bandwidth:15, Modulation:QPSK, RB Number: 1, RB Position:LOW)**

Start Frequency (MHz)	Stop Frequency (MHz)	RBW (MHz)	Detector	Frequency (MHz)	Power (dBm)	Limit (dBm)	Verdict	Sweep Point
1700	1708	1	RMS	1704.24	-37.01	-13	Pass	401
1708	1709	1	RMS	1709	-37.48	-13	Pass	2
1709	1710	0.15	RMS	1709.998	-27.12	-13	Pass	401
1710	1725	0.1	RMS	1710.825	20.48	30	Pass	401



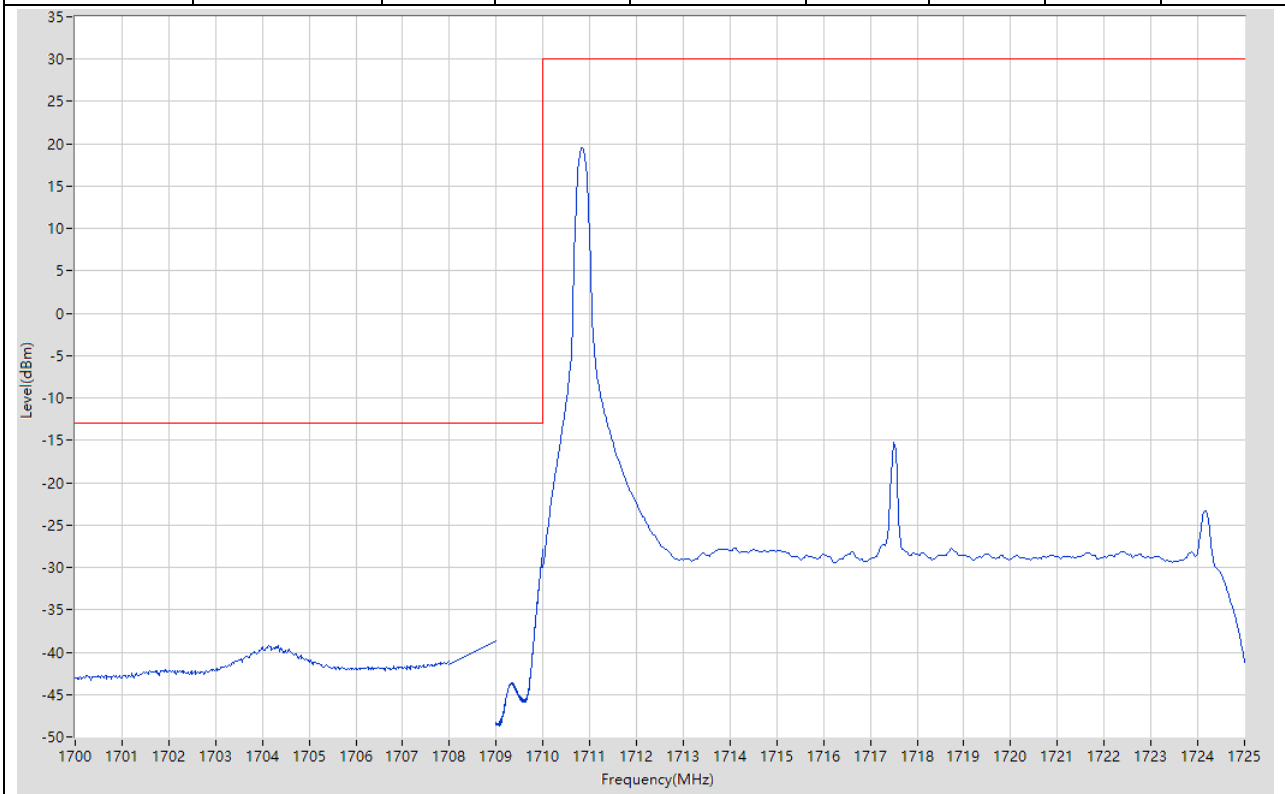
**7.34. LTE Band Edge\_Part22-24-27(NTNV)(Subtest:34, Channel:20025, Bandwidth:15, Modulation:QPSK, RB Number: 75, RB Position:LOW)**

Start Frequency (MHz)	Stop Frequency (MHz)	RBW (MHz)	Detector	Frequency (MHz)	Power (dBm)	Limit (dBm)	Verdict	Sweep Point
1700	1708	1	RMS	1708	-25.65	-13	Pass	401
1708	1709	1	RMS	1708	-25.69	-13	Pass	2
1709	1710	0.15	RMS	1710	-33.02	-13	Pass	401
1710	1725	0.1	RMS	1714.575	1.48	30	Pass	401



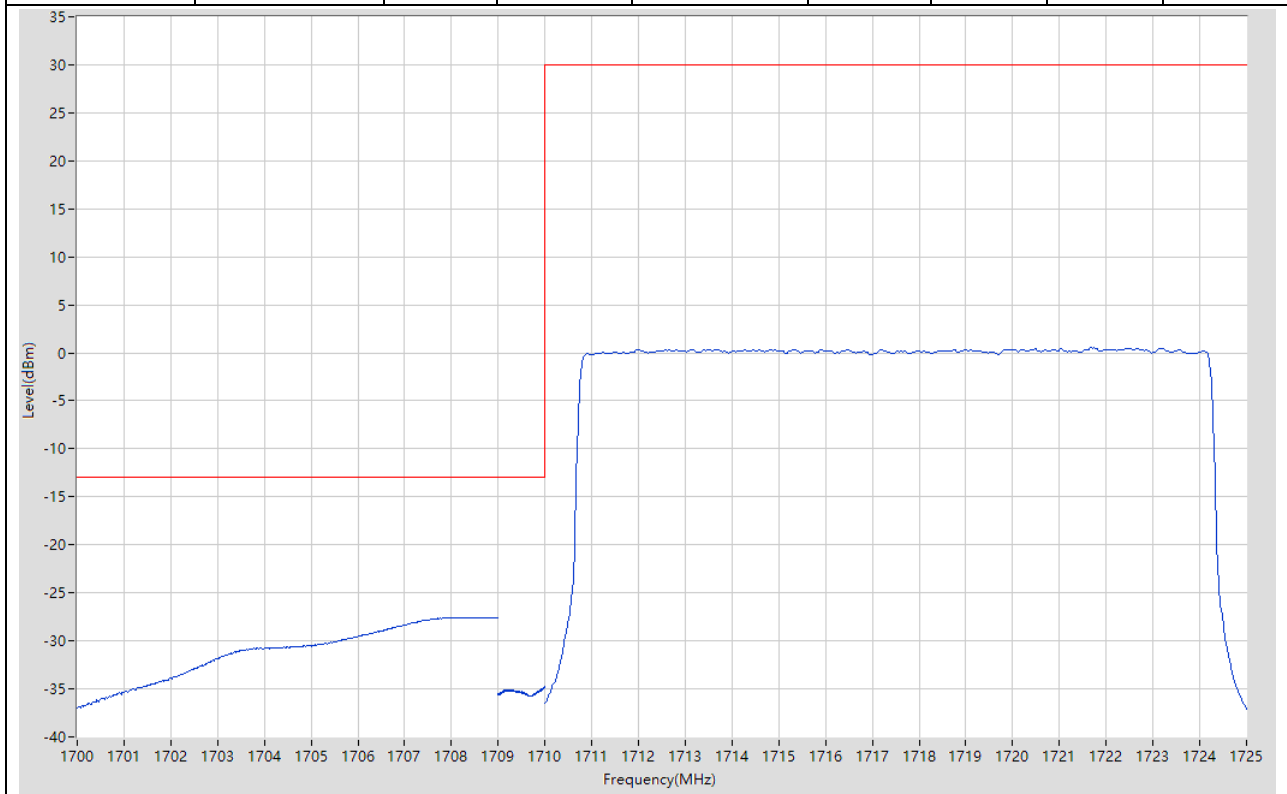
**7.35. LTE Band Edge\_Part22-24-27(NTNV)(Subtest:35, Channel:20025, Bandwidth:15, Modulation:Q16, RB Number: 1, RB Position:LOW)**

Start Frequency (MHz)	Stop Frequency (MHz)	RBW (MHz)	Detector	Frequency (MHz)	Power (dBm)	Limit (dBm)	Verdict	Sweep Point
1700	1708	1	RMS	1704.14	-39.24	-13	Pass	401
1708	1709	1	RMS	1709	-38.6	-13	Pass	2
1709	1710	0.15	RMS	1709.998	-27.89	-13	Pass	401
1710	1725	0.1	RMS	1710.825	19.58	30	Pass	401



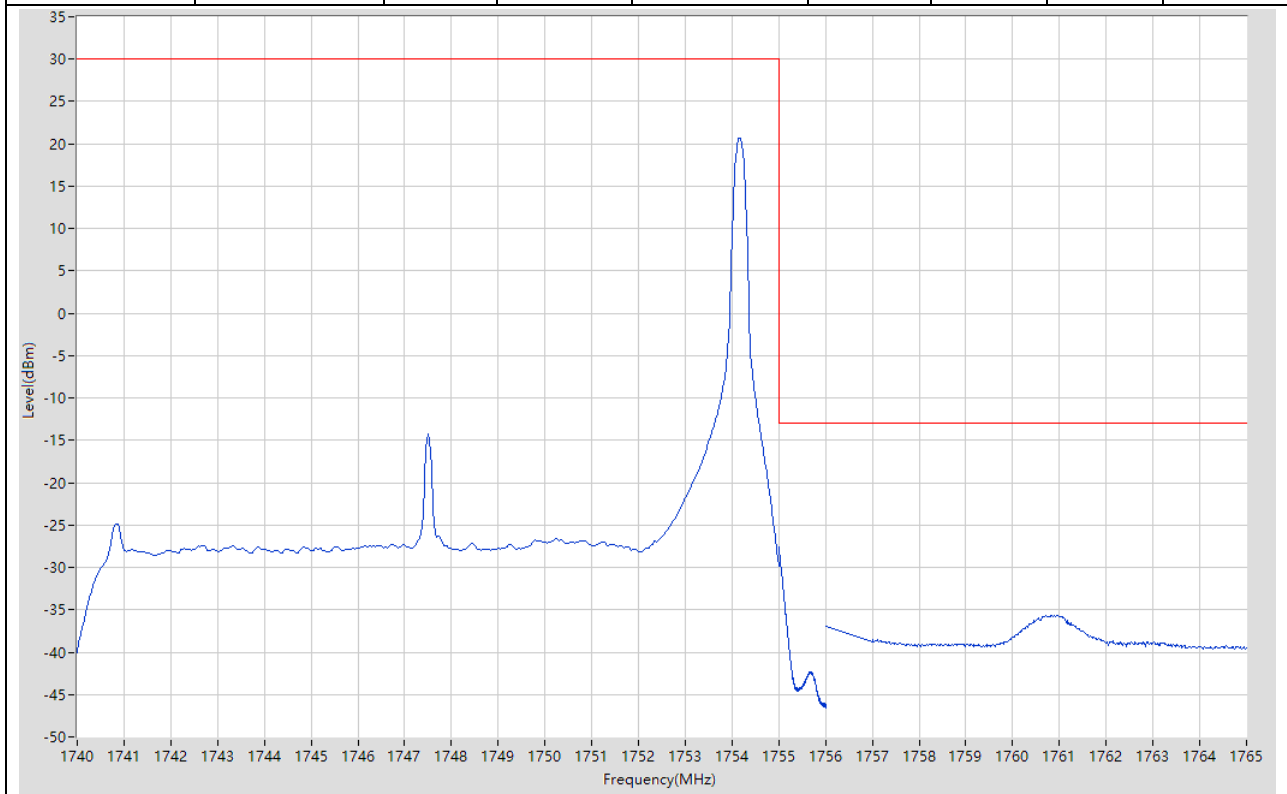
**7.36. LTE Band Edge\_Part22-24-27(NTNV)(Subtest:36, Channel:20025, Bandwidth:15, Modulation:Q16, RB Number: 75, RB Position:LOW)**

Start Frequency (MHz)	Stop Frequency (MHz)	RBW (MHz)	Detector	Frequency (MHz)	Power (dBm)	Limit (dBm)	Verdict	Sweep Point
1700	1708	1	RMS	1707.98	-27.56	-13	Pass	401
1708	1709	1	RMS	1709	-27.57	-13	Pass	2
1709	1710	0.15	RMS	1709.998	-34.72	-13	Pass	401
1710	1725	0.1	RMS	1721.738	0.57	30	Pass	401



**7.37. LTE Band Edge\_Part22-24-27(NTNV)(Subtest:37, Channel:20325, Bandwidth:15, Modulation:QPSK, RB Number: 1, RB Position:HIGH)**

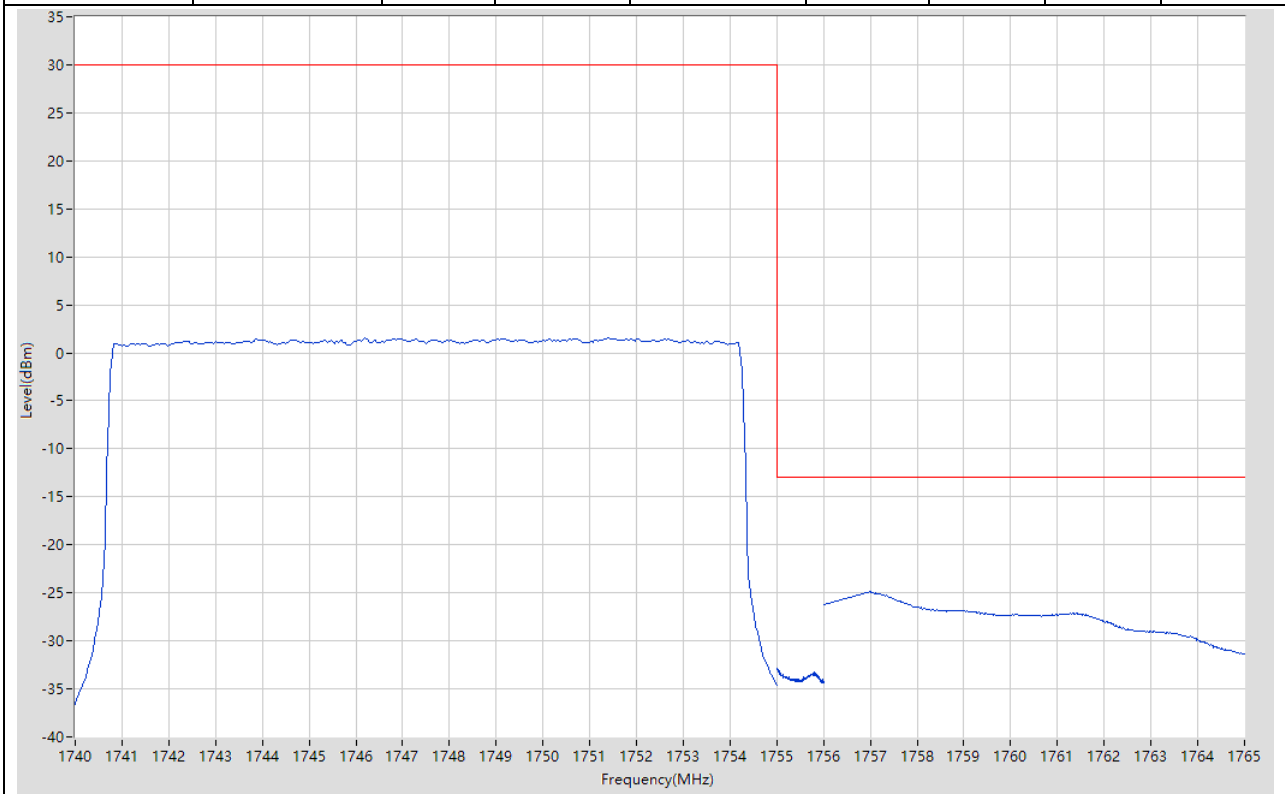
Start Frequency (MHz)	Stop Frequency (MHz)	RBW (MHz)	Detector	Frequency (MHz)	Power (dBm)	Limit (dBm)	Verdict	Sweep Point
1740	1755	0.1	RMS	1754.175	20.7	30	Pass	401
1755	1756	0.15	RMS	1755	-27.51	-13	Pass	401
1756	1757	1	RMS	1756	-36.9	-13	Pass	2
1757	1765	1	RMS	1760.88	-35.6	-13	Pass	401





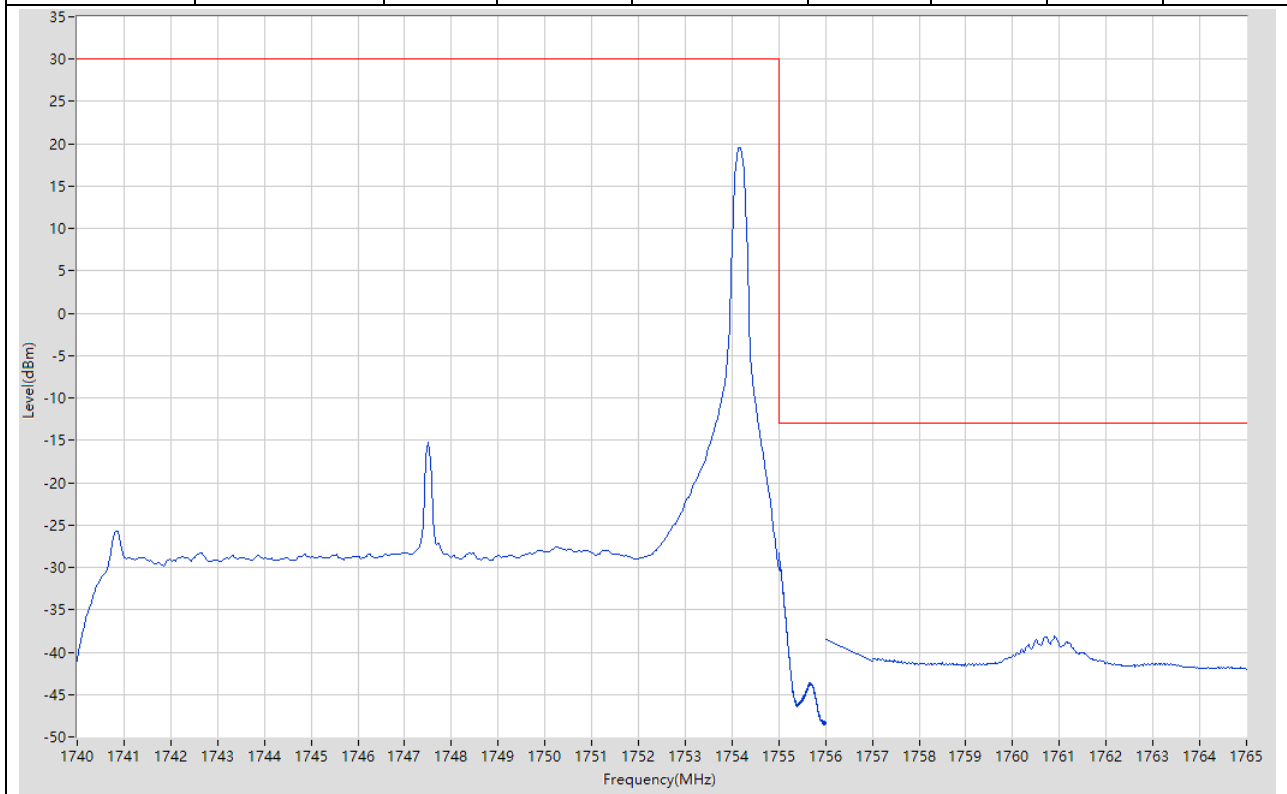
**7.38. LTE Band Edge\_Part22-24-27(NTNV)(Subtest:38, Channel:20325, Bandwidth:15, Modulation:QPSK, RB Number: 75, RB Position:HIGH)**

Start Frequency (MHz)	Stop Frequency (MHz)	RBW (MHz)	Detector	Frequency (MHz)	Power (dBm)	Limit (dBm)	Verdict	Sweep Point
1740	1755	0.1	RMS	1751.4	1.53	30	Pass	401
1755	1756	0.15	RMS	1755.003	-32.85	-13	Pass	401
1756	1757	1	RMS	1757	-24.88	-13	Pass	2
1757	1765	1	RMS	1757.02	-24.99	-13	Pass	401



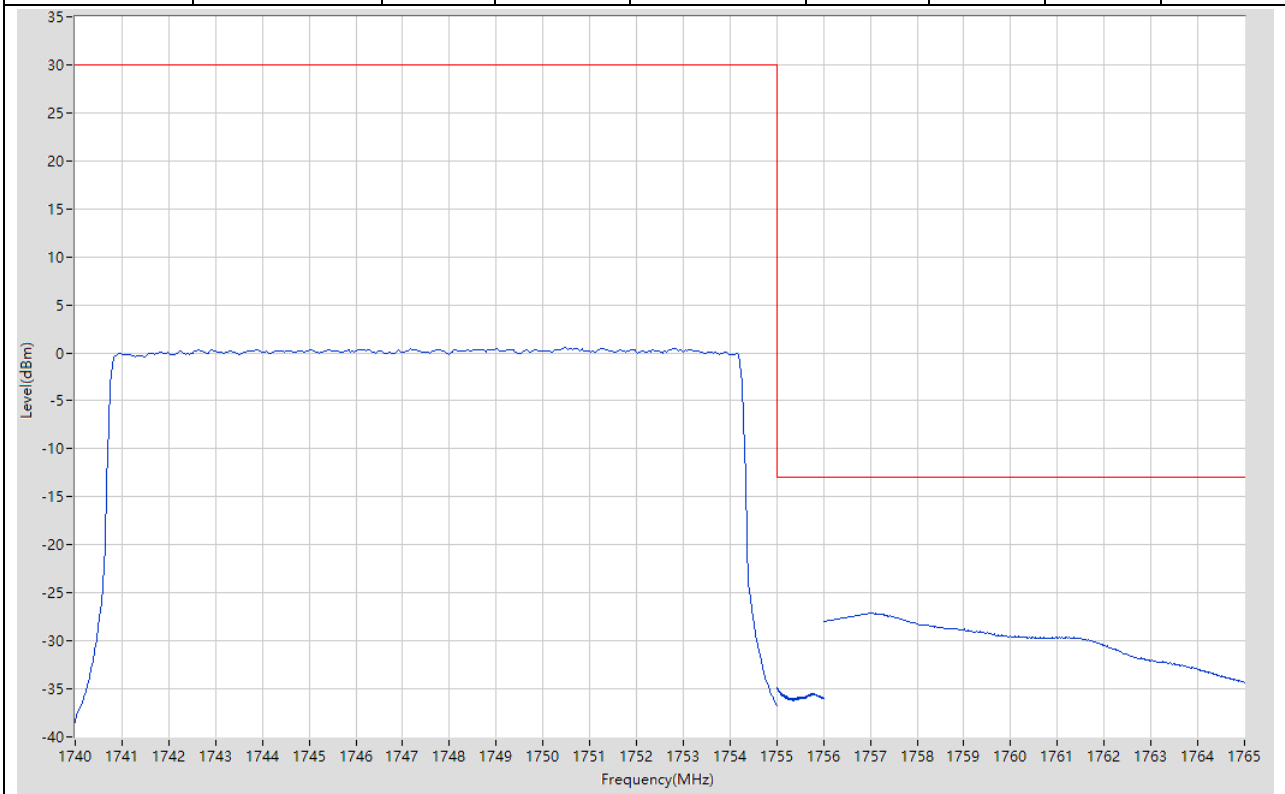
**7.39. LTE Band Edge\_Part22-24-27(NTNV)(Subtest:39, Channel:20325, Bandwidth:15, Modulation:Q16, RB Number: 1, RB Position:HIGH)**

Start Frequency (MHz)	Stop Frequency (MHz)	RBW (MHz)	Detector	Frequency (MHz)	Power (dBm)	Limit (dBm)	Verdict	Sweep Point
1740	1755	0.1	RMS	1754.175	19.56	30	Pass	401
1755	1756	0.15	RMS	1755.008	-28.35	-13	Pass	401
1756	1757	1	RMS	1756	-38.57	-13	Pass	2
1757	1765	1	RMS	1760.9	-38.05	-13	Pass	401



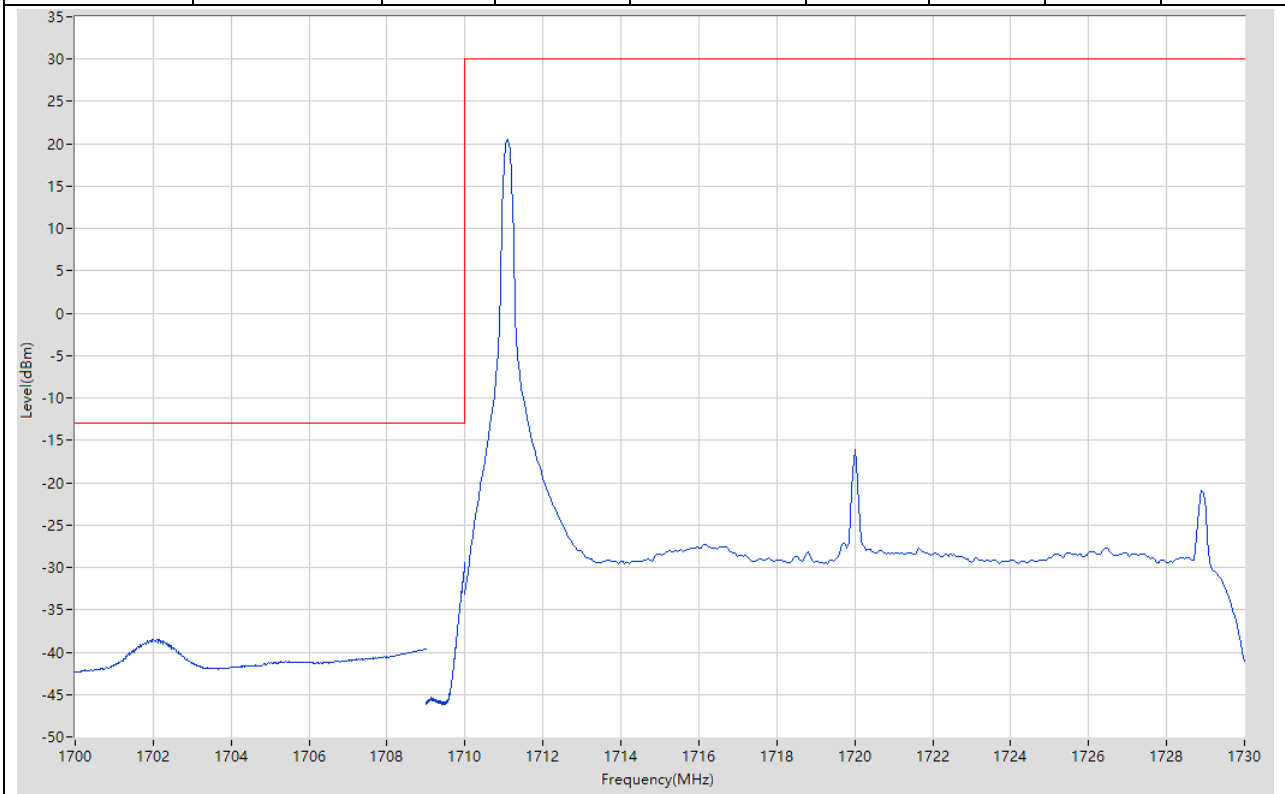
**7.40. LTE Band Edge\_Part22-24-27(NTNV)(Subtest:40, Channel:20325, Bandwidth:15, Modulation:Q16, RB Number: 75, RB Position:HIGH)**

Start Frequency (MHz)	Stop Frequency (MHz)	RBW (MHz)	Detector	Frequency (MHz)	Power (dBm)	Limit (dBm)	Verdict	Sweep Point
1740	1755	0.1	RMS	1750.463	0.52	30	Pass	401
1755	1756	0.15	RMS	1755	-34.83	-13	Pass	401
1756	1757	1	RMS	1757	-27.1	-13	Pass	2
1757	1765	1	RMS	1757.02	-27.1	-13	Pass	401



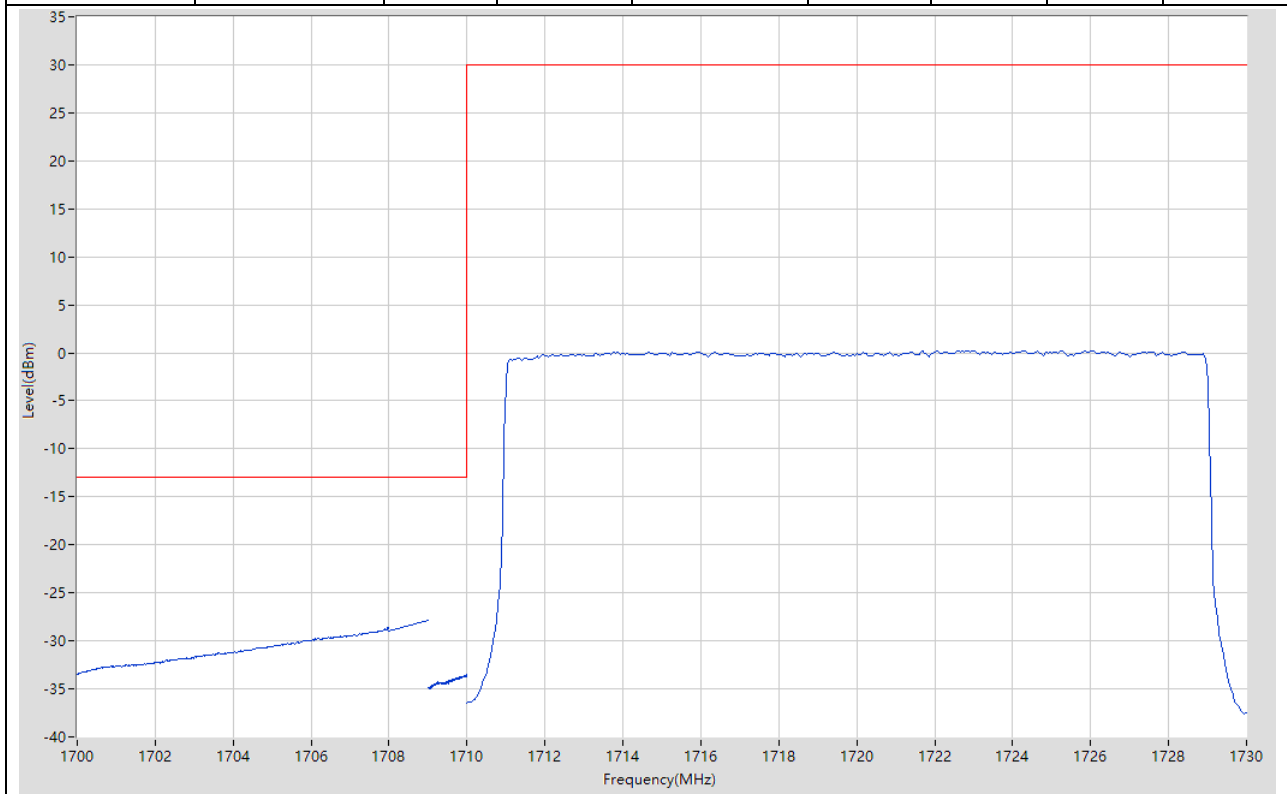
**7.41. LTE Band Edge\_Part22-24-27(NTNV)(Subtest:41, Channel:20050, Bandwidth:20, Modulation:QPSK, RB Number: 1, RB Position:LOW)**

Start Frequency (MHz)	Stop Frequency (MHz)	RBW (MHz)	Detector	Frequency (MHz)	Power (dBm)	Limit (dBm)	Verdict	Sweep Point
1700	1708	1	RMS	1702.12	-38.52	-13	Pass	401
1708	1709	1	RMS	1709	-39.58	-13	Pass	2
1709	1710	0.2	RMS	1710	-29.46	-13	Pass	401
1710	1730	0.1	RMS	1711.1	20.46	30	Pass	401



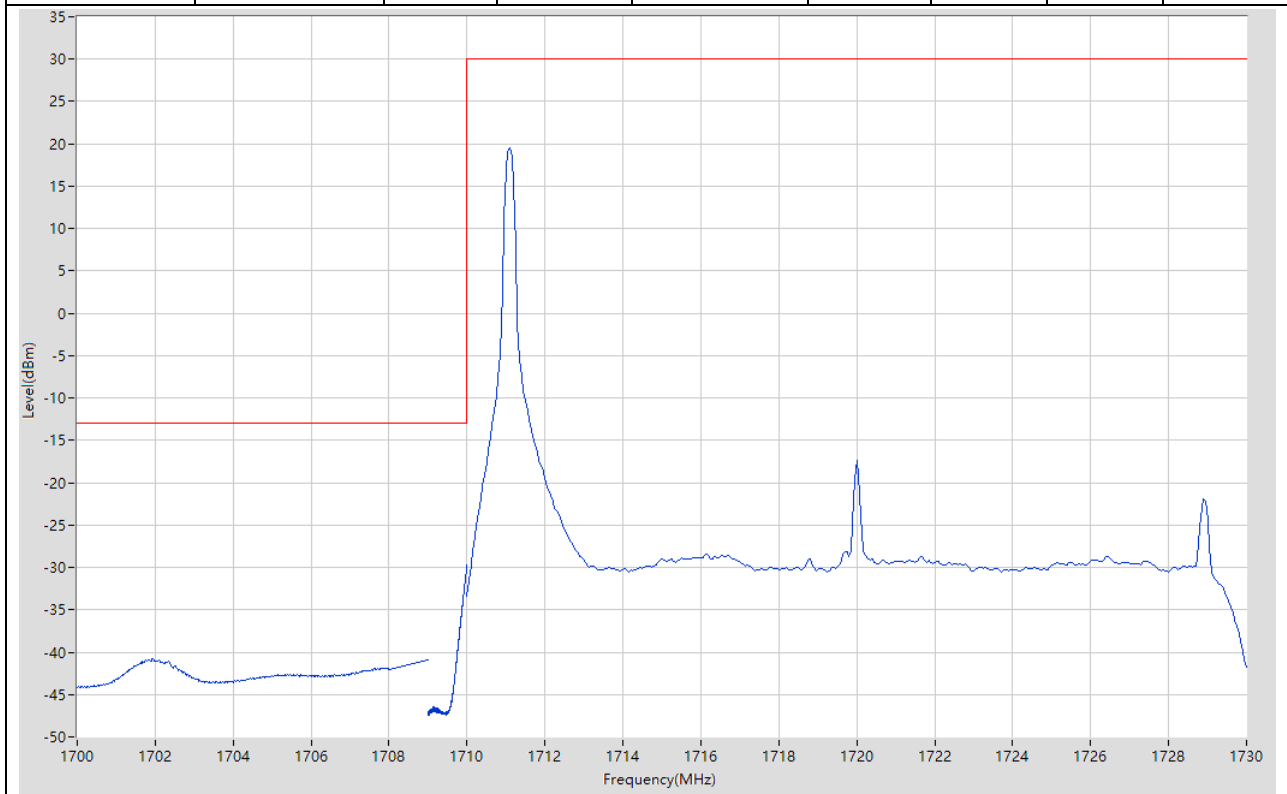
**7.42. LTE Band Edge\_Part22-24-27(NTNV)(Subtest:42, Channel:20050, Bandwidth:20, Modulation:QPSK, RB Number: 100, RB Position:LOW)**

Start Frequency (MHz)	Stop Frequency (MHz)	RBW (MHz)	Detector	Frequency (MHz)	Power (dBm)	Limit (dBm)	Verdict	Sweep Point
1700	1708	1	RMS	1707.96	-28.66	-13	Pass	401
1708	1709	1	RMS	1709	-27.9	-13	Pass	2
1709	1710	0.2	RMS	1709.993	-33.54	-13	Pass	401
1710	1730	0.1	RMS	1722.8	0.22	30	Pass	401



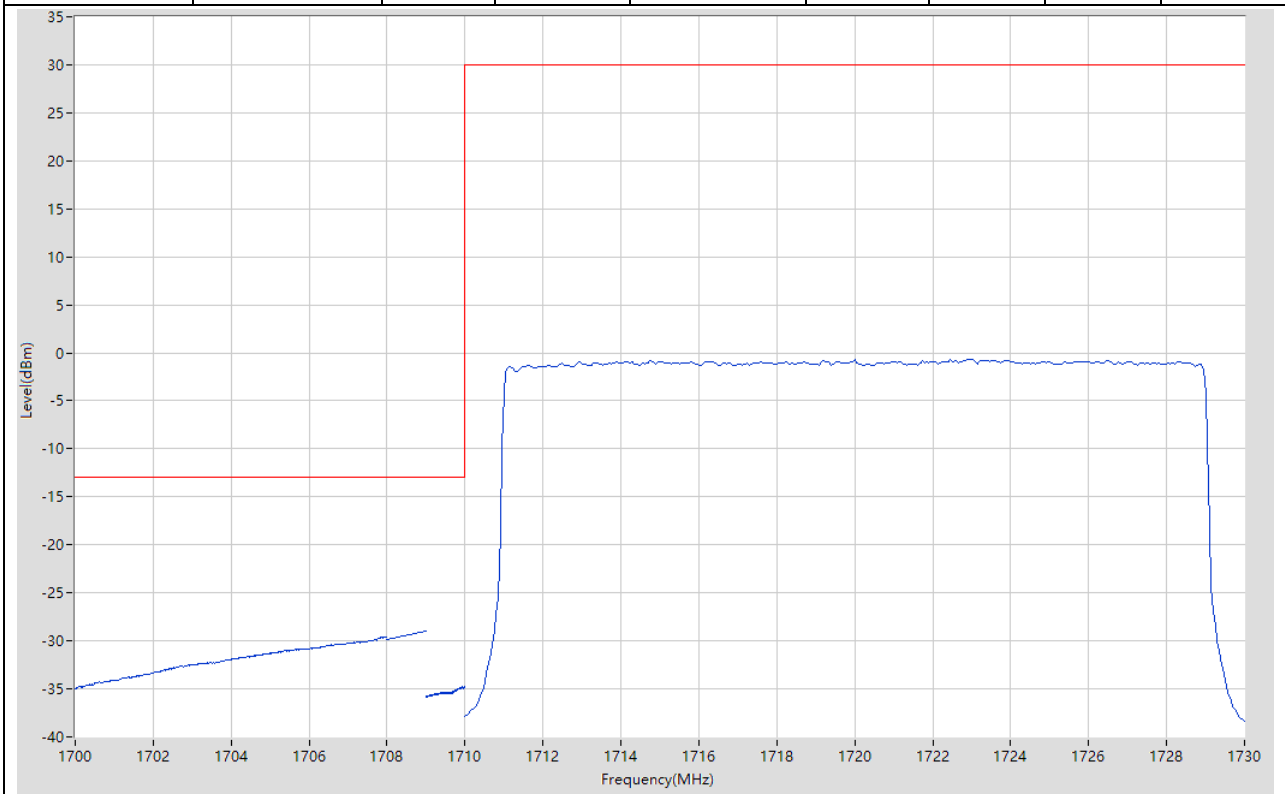
**7.43. LTE Band Edge\_Part22-24-27(NTNV)(Subtest:43, Channel:20050, Bandwidth:20, Modulation:Q16, RB Number: 1, RB Position:LOW)**

Start Frequency (MHz)	Stop Frequency (MHz)	RBW (MHz)	Detector	Frequency (MHz)	Power (dBm)	Limit (dBm)	Verdict	Sweep Point
1700	1708	1	RMS	1701.94	-40.72	-13	Pass	401
1708	1709	1	RMS	1709	-40.94	-13	Pass	2
1709	1710	0.2	RMS	1709.998	-29.76	-13	Pass	401
1710	1730	0.1	RMS	1711.1	19.6	30	Pass	401



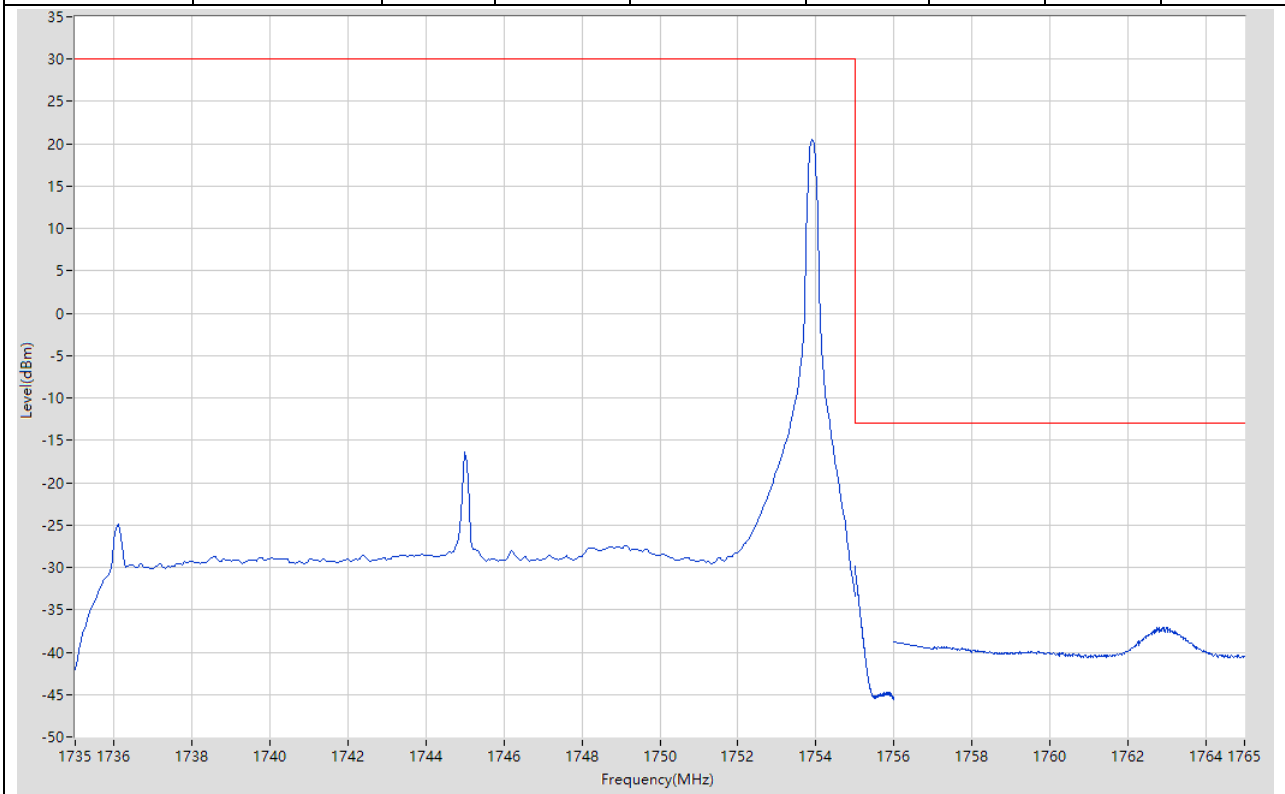
**7.44. LTE Band Edge\_Part22-24-27(NTNV)(Subtest:44, Channel:20050, Bandwidth:20, Modulation:Q16, RB Number: 100, RB Position:LOW)**

Start Frequency (MHz)	Stop Frequency (MHz)	RBW (MHz)	Detector	Frequency (MHz)	Power (dBm)	Limit (dBm)	Verdict	Sweep Point
1700	1708	1	RMS	1708	-29.6	-13	Pass	401
1708	1709	1	RMS	1709	-28.95	-13	Pass	2
1709	1710	0.2	RMS	1709.995	-34.77	-13	Pass	401
1710	1730	0.1	RMS	1722.9	-0.67	30	Pass	401



**7.45. LTE Band Edge\_Part22-24-27(NTNV)(Subtest:45, Channel:20300, Bandwidth:20, Modulation:QPSK, RB Number: 1, RB Position:HIGH)**

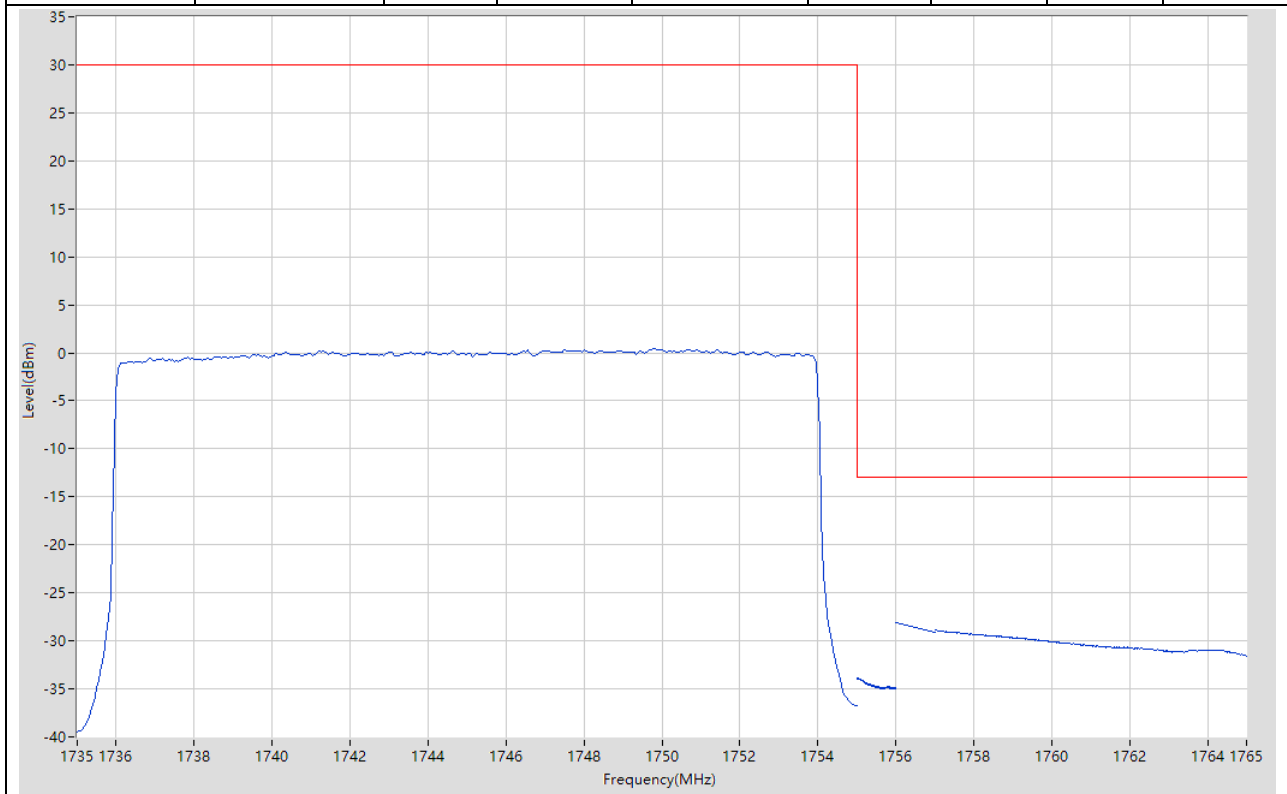
Start Frequency (MHz)	Stop Frequency (MHz)	RBW (MHz)	Detector	Frequency (MHz)	Power (dBm)	Limit (dBm)	Verdict	Sweep Point
1735	1755	0.1	RMS	1753.9	20.47	30	Pass	401
1755	1756	0.2	RMS	1755	-29.86	-13	Pass	401
1756	1757	1	RMS	1756	-38.74	-13	Pass	2
1757	1765	1	RMS	1762.94	-37.06	-13	Pass	401





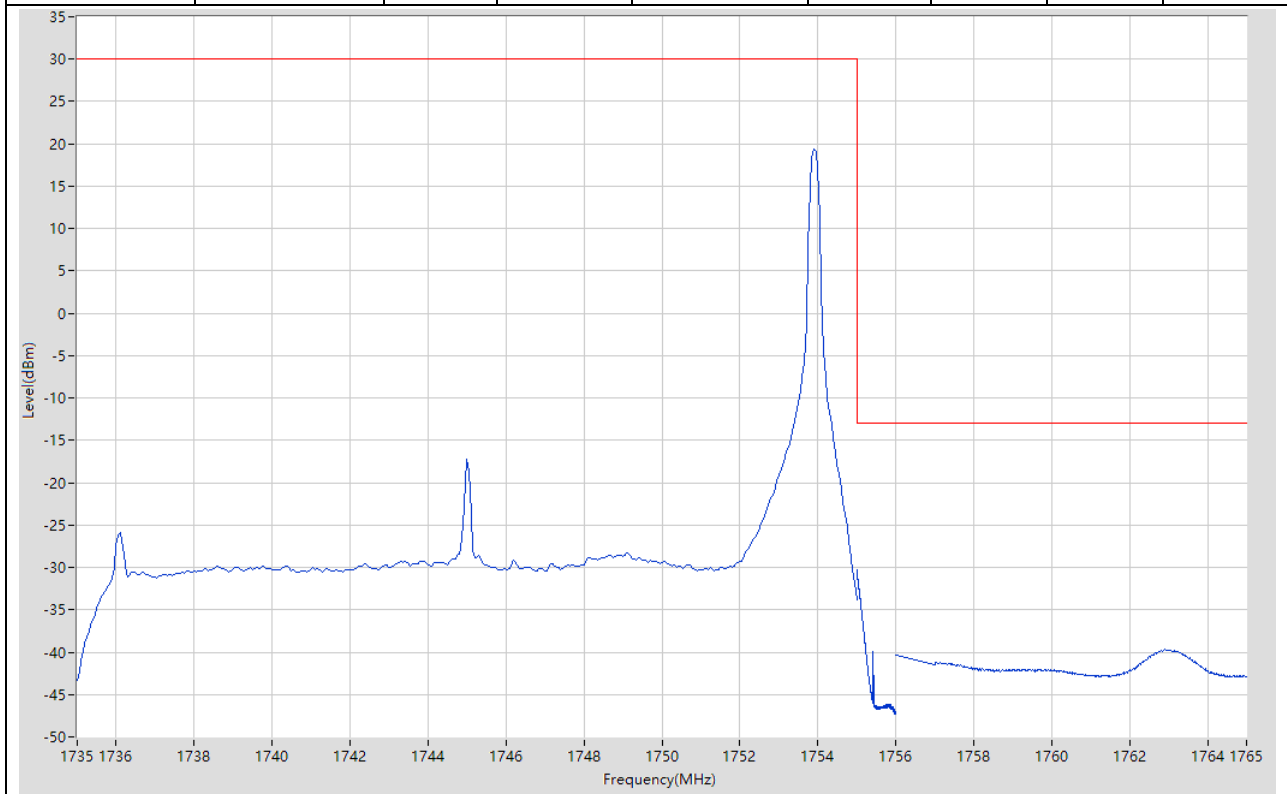
**7.46. LTE Band Edge\_Part22-24-27(NTNV)(Subtest:46, Channel:20300, Bandwidth:20, Modulation:QPSK, RB Number: 100, RB Position:HIGH)**

Start Frequency (MHz)	Stop Frequency (MHz)	RBW (MHz)	Detector	Frequency (MHz)	Power (dBm)	Limit (dBm)	Verdict	Sweep Point
1735	1755	0.1	RMS	1749.8	0.45	30	Pass	401
1755	1756	0.2	RMS	1755	-33.83	-13	Pass	401
1756	1757	1	RMS	1756	-28.14	-13	Pass	2
1757	1765	1	RMS	1757	-28.87	-13	Pass	401



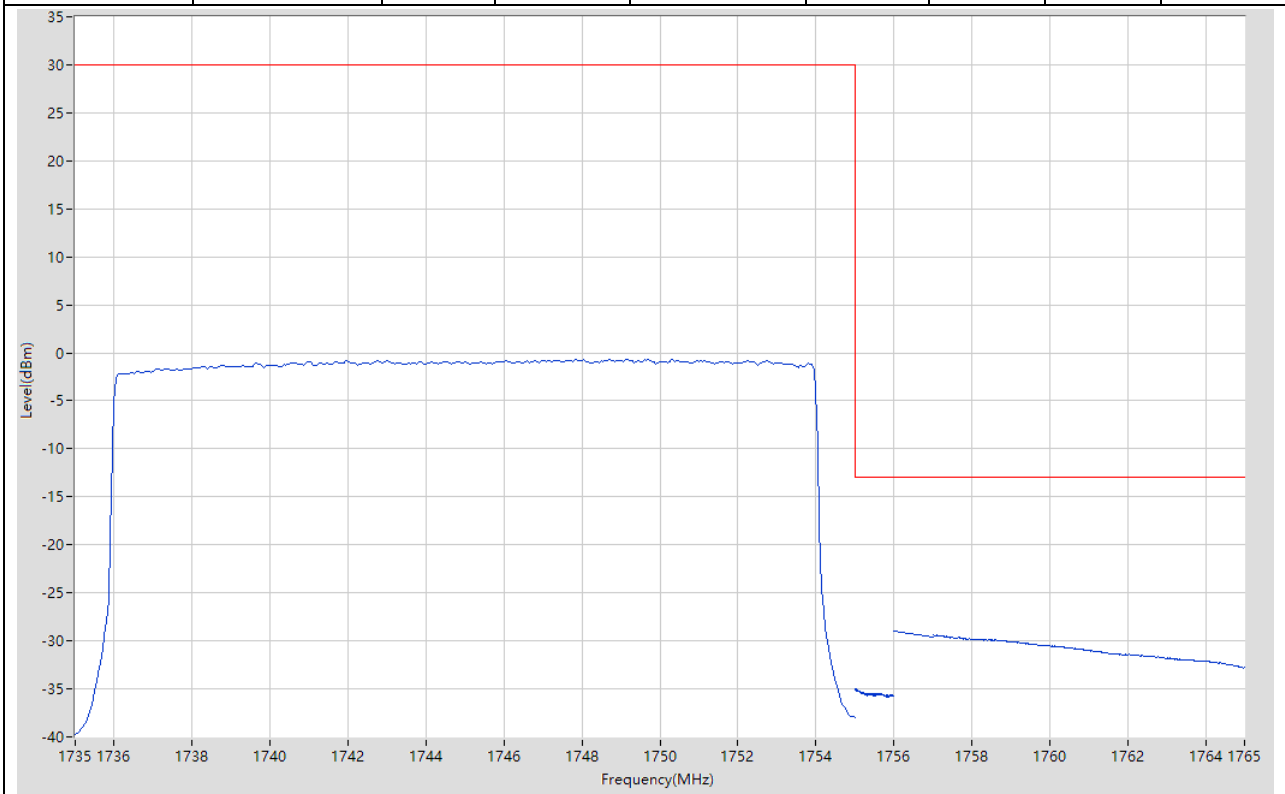
**7.47. LTE Band Edge\_Part22-24-27(NTNV)(Subtest:47, Channel:20300, Bandwidth:20, Modulation:Q16, RB Number: 1, RB Position:HIGH)**

Start Frequency (MHz)	Stop Frequency (MHz)	RBW (MHz)	Detector	Frequency (MHz)	Power (dBm)	Limit (dBm)	Verdict	Sweep Point
1735	1755	0.1	RMS	1753.9	19.43	30	Pass	401
1755	1756	0.2	RMS	1755.003	-30.32	-13	Pass	401
1756	1757	1	RMS	1756	-40.36	-13	Pass	2
1757	1765	1	RMS	1762.9	-39.71	-13	Pass	401



**7.48. LTE Band Edge\_Part22-24-27(NTNV)(Subtest:48, Channel:20300, Bandwidth:20, Modulation:Q16, RB Number: 100, RB Position:HIGH)**

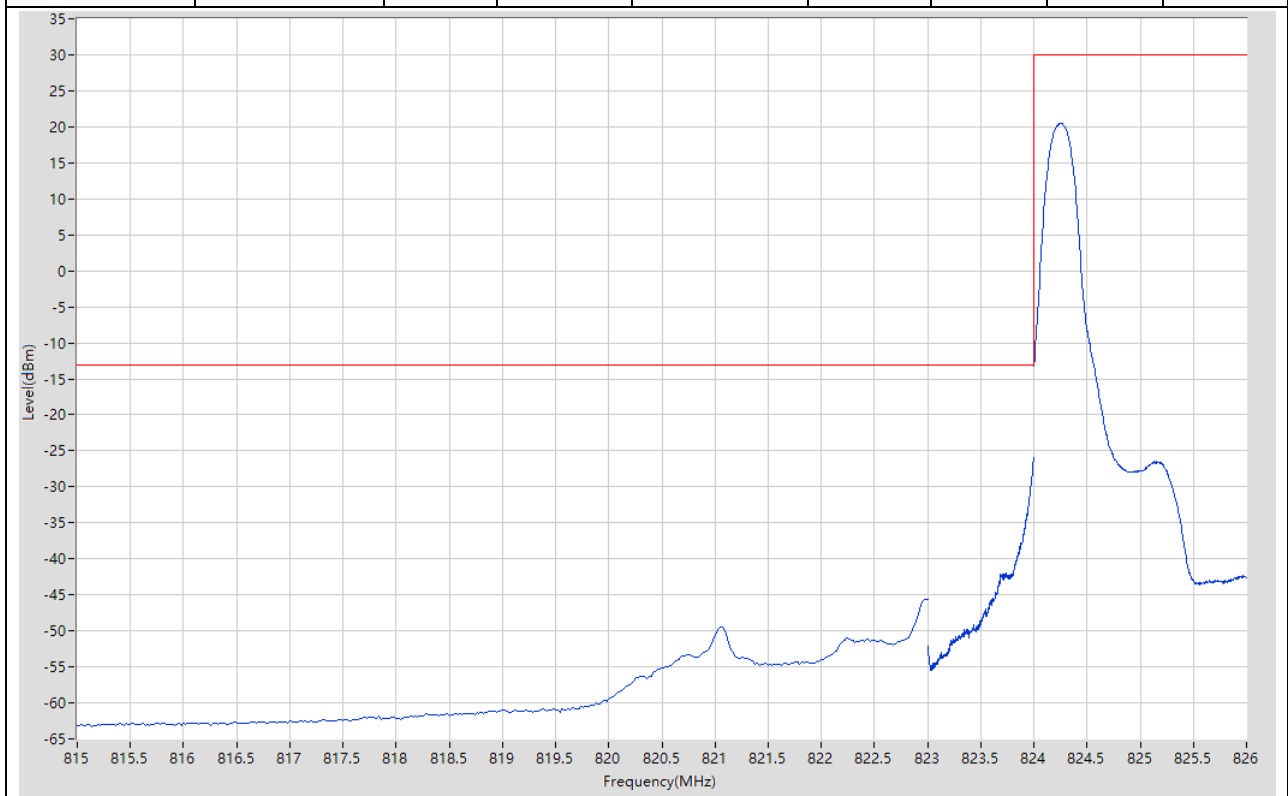
Start Frequency (MHz)	Stop Frequency (MHz)	RBW (MHz)	Detector	Frequency (MHz)	Power (dBm)	Limit (dBm)	Verdict	Sweep Point
1735	1755	0.1	RMS	1750.3	-0.62	30	Pass	401
1755	1756	0.2	RMS	1755	-34.98	-13	Pass	401
1756	1757	1	RMS	1756	-28.95	-13	Pass	2
1757	1765	1	RMS	1757.02	-29.34	-13	Pass	401



## 8. LTE\_Band5

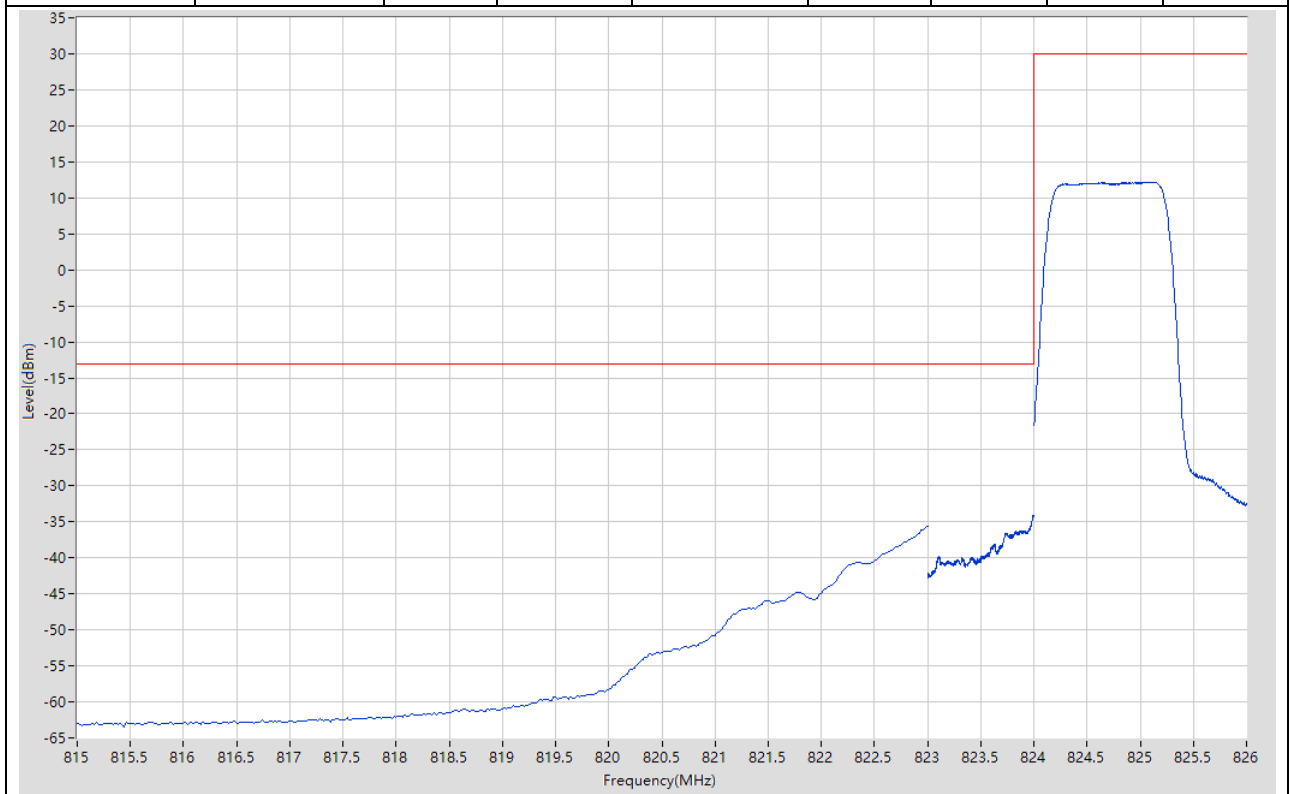
### 8.1. LTE Band Edge\_Part22-24-27(NTNV)(Subtest:1, Channel:20407, Bandwidth:1.4, Modulation:QPSK, RB Number: 1, RB Position:LOW)

Start Frequency (MHz)	Stop Frequency (MHz)	RBW (MHz)	Detector	Frequency (MHz)	Power (dBm)	Limit (dBm)	Verdict	Sweep Point
815	823	0.1	RMS	822.98	-45.57	-13	Pass	401
823	824	0.02	RMS	824	-25.89	-13	Pass	401
824	826	0.1	RMS	824.245	20.44	30	Pass	401



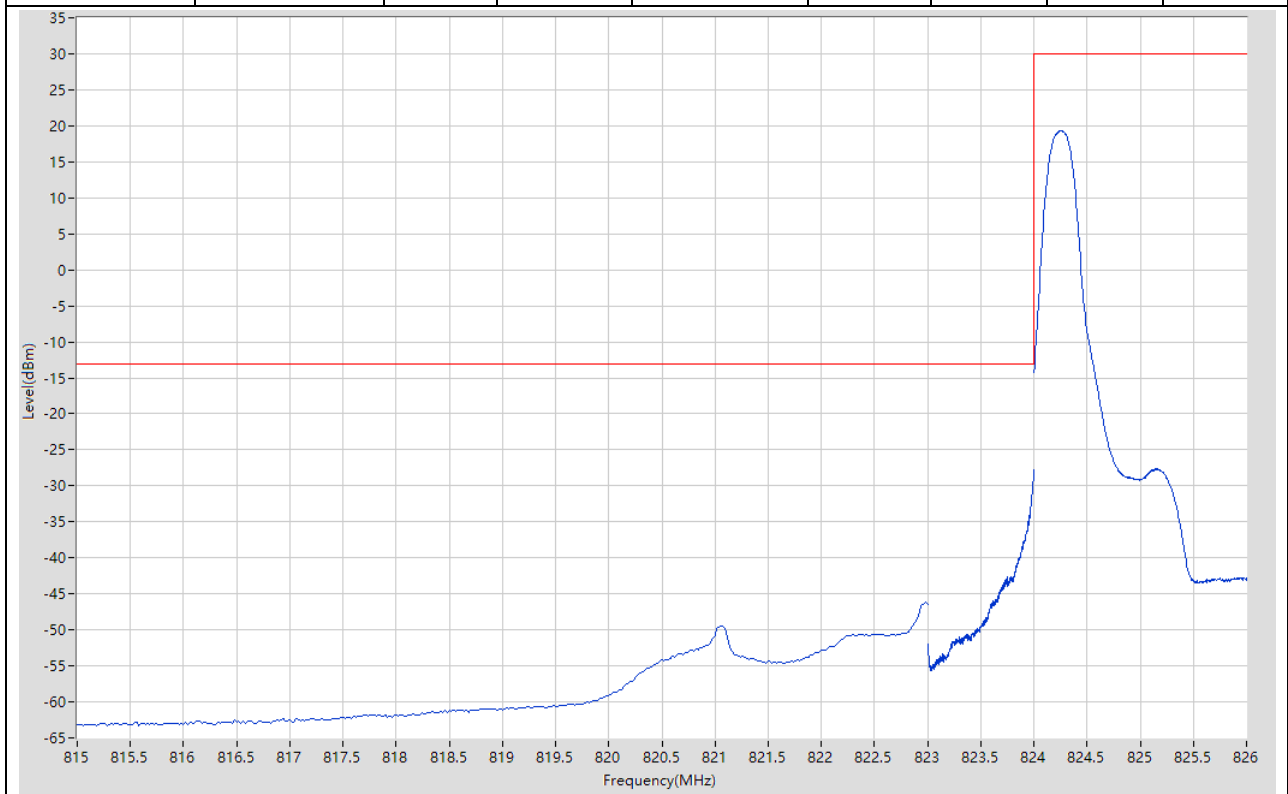
**8.2. LTE Band Edge\_Part22-24-27(NTNV)(Subtest:2, Channel:20407, Bandwidth:1.4, Modulation:QPSK, RB Number: 6, RB Position:LOW)**

Start Frequency (MHz)	Stop Frequency (MHz)	RBW (MHz)	Detector	Frequency (MHz)	Power (dBm)	Limit (dBm)	Verdict	Sweep Point
815	823	0.1	RMS	823	-35.6	-13	Pass	401
823	824	0.02	RMS	823.993	-34.12	-13	Pass	401
824	826	0.1	RMS	825.1	12.2	30	Pass	401



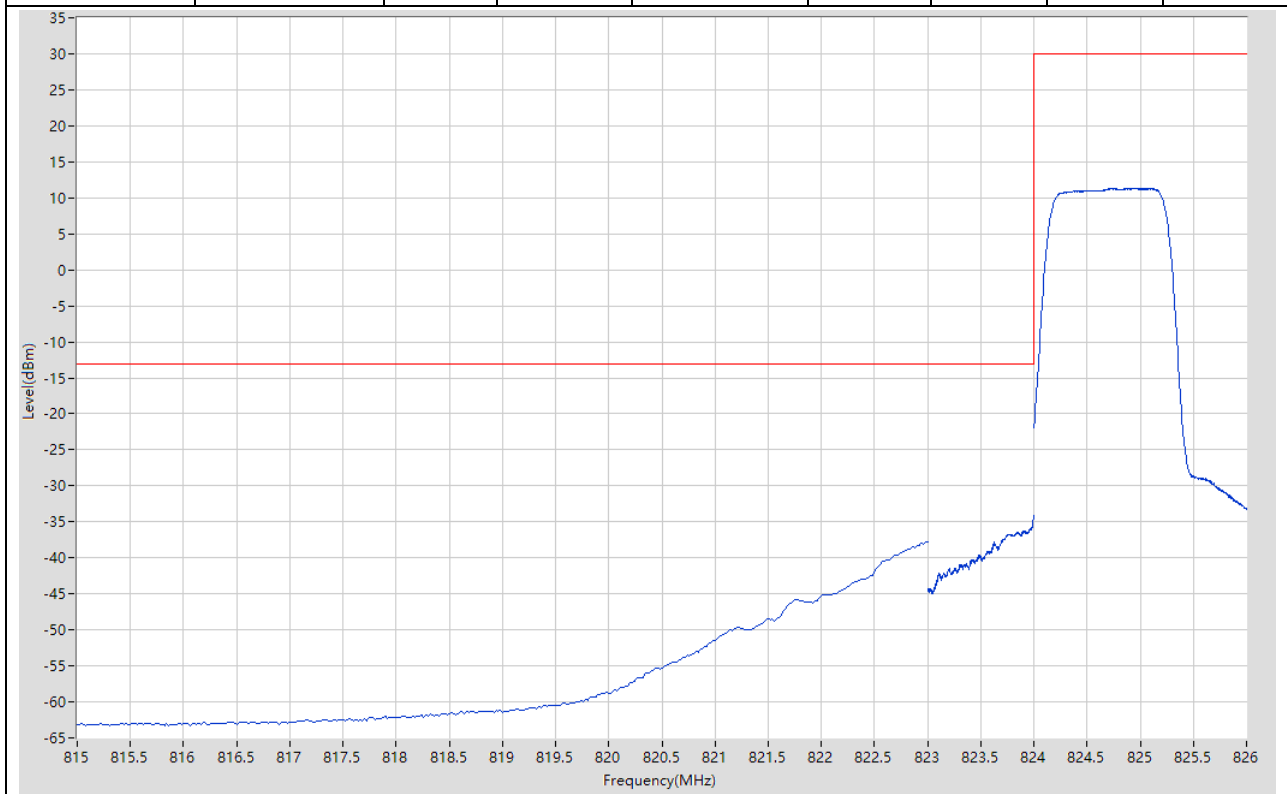
**8.3. LTE Band Edge\_Part22-24-27(NTNV)(Subtest:3, Channel:20407, Bandwidth:1.4, Modulation:Q16, RB Number: 1, RB Position:LOW)**

Start Frequency (MHz)	Stop Frequency (MHz)	RBW (MHz)	Detector	Frequency (MHz)	Power (dBm)	Limit (dBm)	Verdict	Sweep Point
815	823	0.1	RMS	822.98	-46.08	-13	Pass	401
823	824	0.02	RMS	824	-27.75	-13	Pass	401
824	826	0.1	RMS	824.265	19.33	30	Pass	401



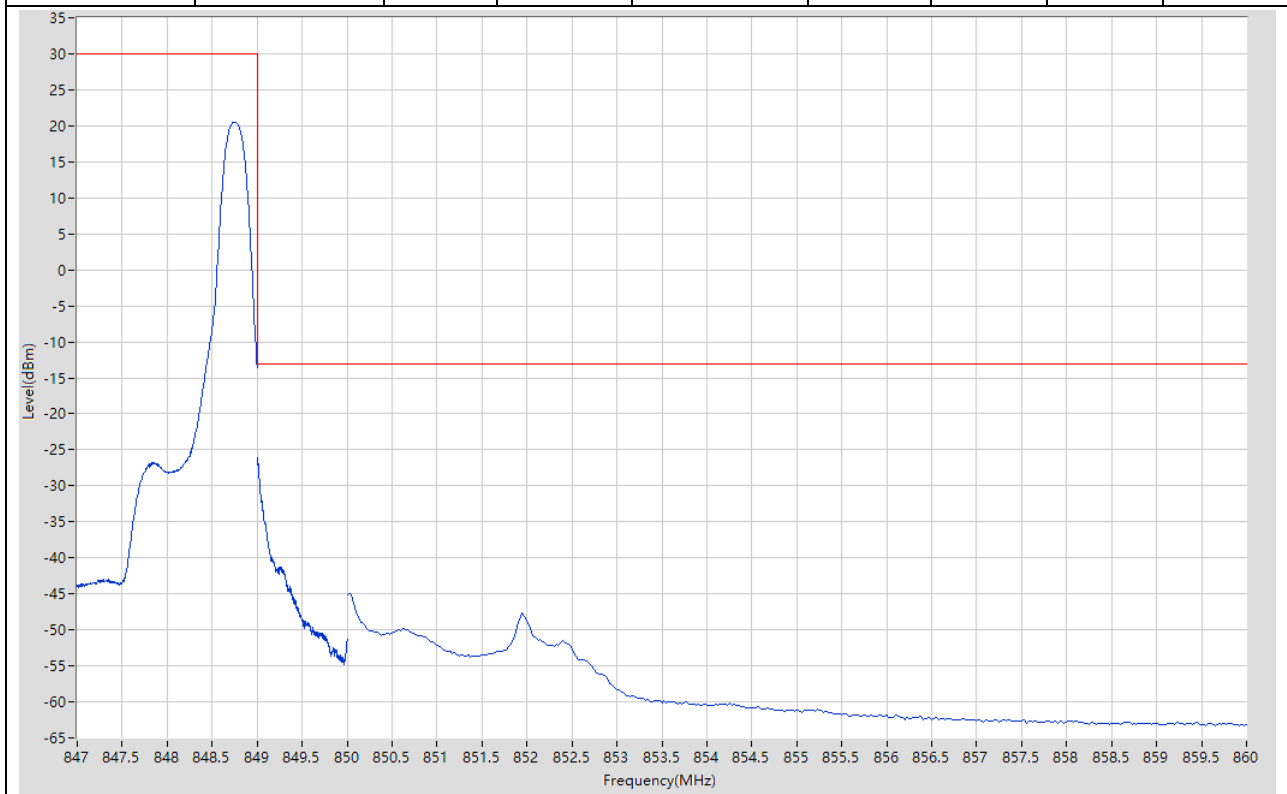
**8.4. LTE Band Edge\_Part22-24-27(NTNV)(Subtest:4, Channel:20407, Bandwidth:1.4, Modulation:Q16, RB Number: 6, RB Position:LOW)**

Start Frequency (MHz)	Stop Frequency (MHz)	RBW (MHz)	Detector	Frequency (MHz)	Power (dBm)	Limit (dBm)	Verdict	Sweep Point
815	823	0.1	RMS	823	-37.72	-13	Pass	401
823	824	0.02	RMS	824	-34.14	-13	Pass	401
824	826	0.1	RMS	825.11	11.34	30	Pass	401



**8.5. LTE Band Edge\_Part22-24-27(NTNV)(Subtest:5, Channel:20643, Bandwidth:1.4, Modulation:QPSK, RB Number: 1, RB Position:HIGH)**

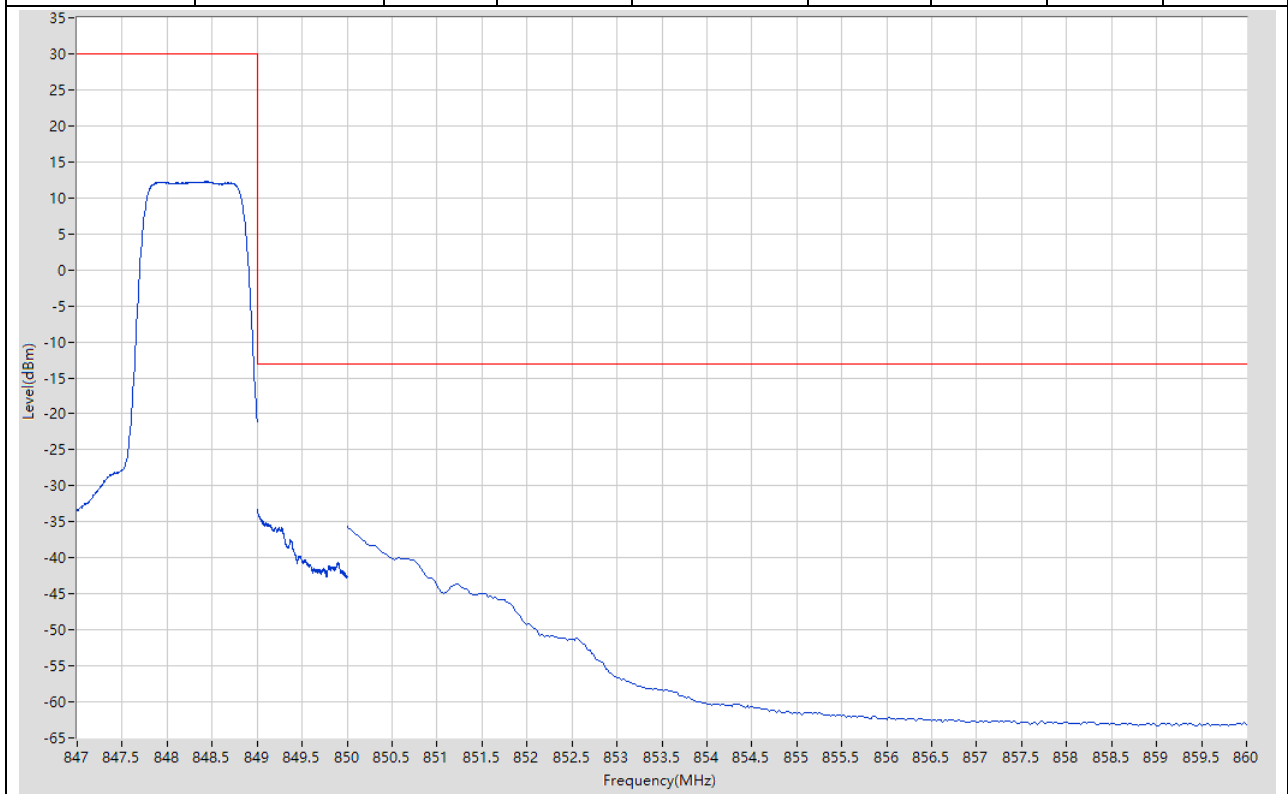
Start Frequency (MHz)	Stop Frequency (MHz)	RBW (MHz)	Detector	Frequency (MHz)	Power (dBm)	Limit (dBm)	Verdict	Sweep Point
847	849	0.1	RMS	848.75	20.52	30	Pass	401
849	850	0.02	RMS	849.003	-26.12	-13	Pass	401
850	860	0.1	RMS	850.025	-45.02	-13	Pass	401





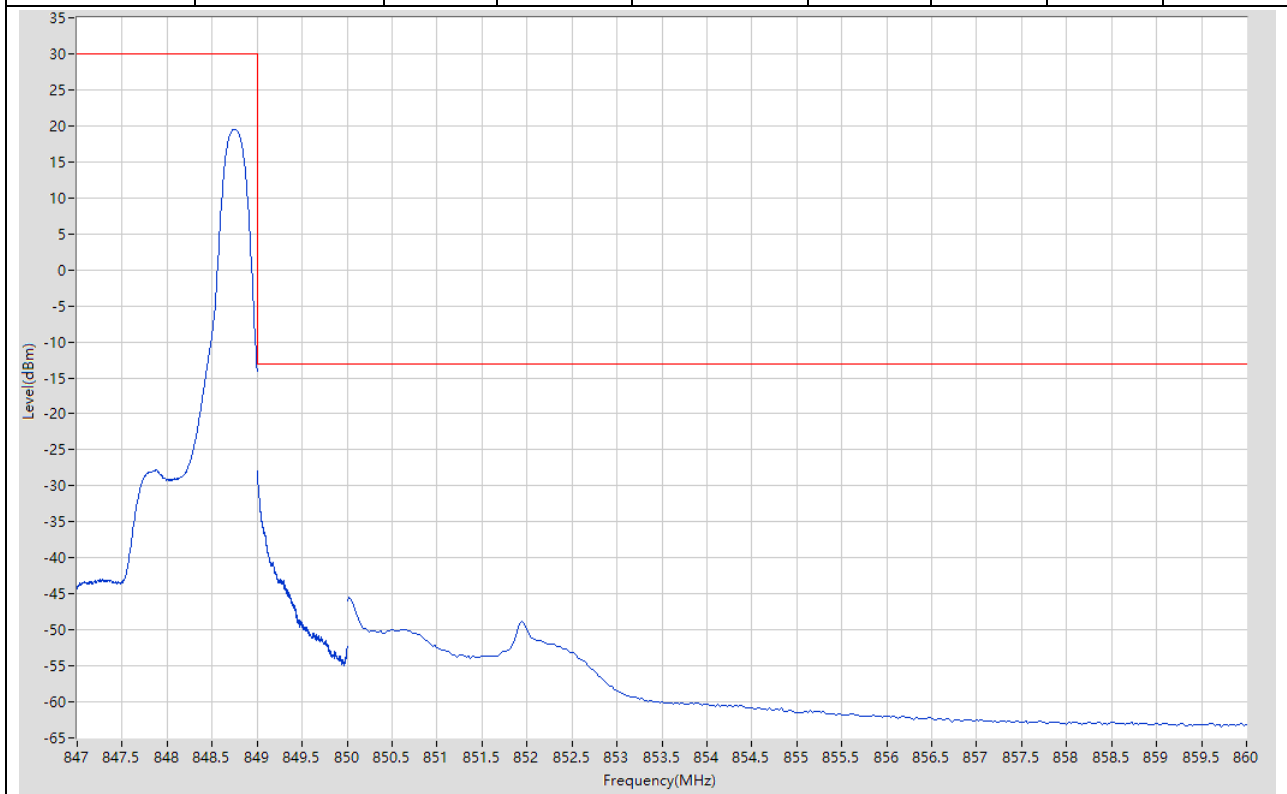
**8.6. LTE Band Edge\_Part22-24-27(NTNV)(Subtest:6, Channel:20643, Bandwidth:1.4, Modulation:QPSK, RB Number: 6, RB Position:HIGH)**

Start Frequency (MHz)	Stop Frequency (MHz)	RBW (MHz)	Detector	Frequency (MHz)	Power (dBm)	Limit (dBm)	Verdict	Sweep Point
847	849	0.1	RMS	848.45	12.25	30	Pass	401
849	850	0.02	RMS	849	-33.25	-13	Pass	401
850	860	0.1	RMS	850	-35.59	-13	Pass	401



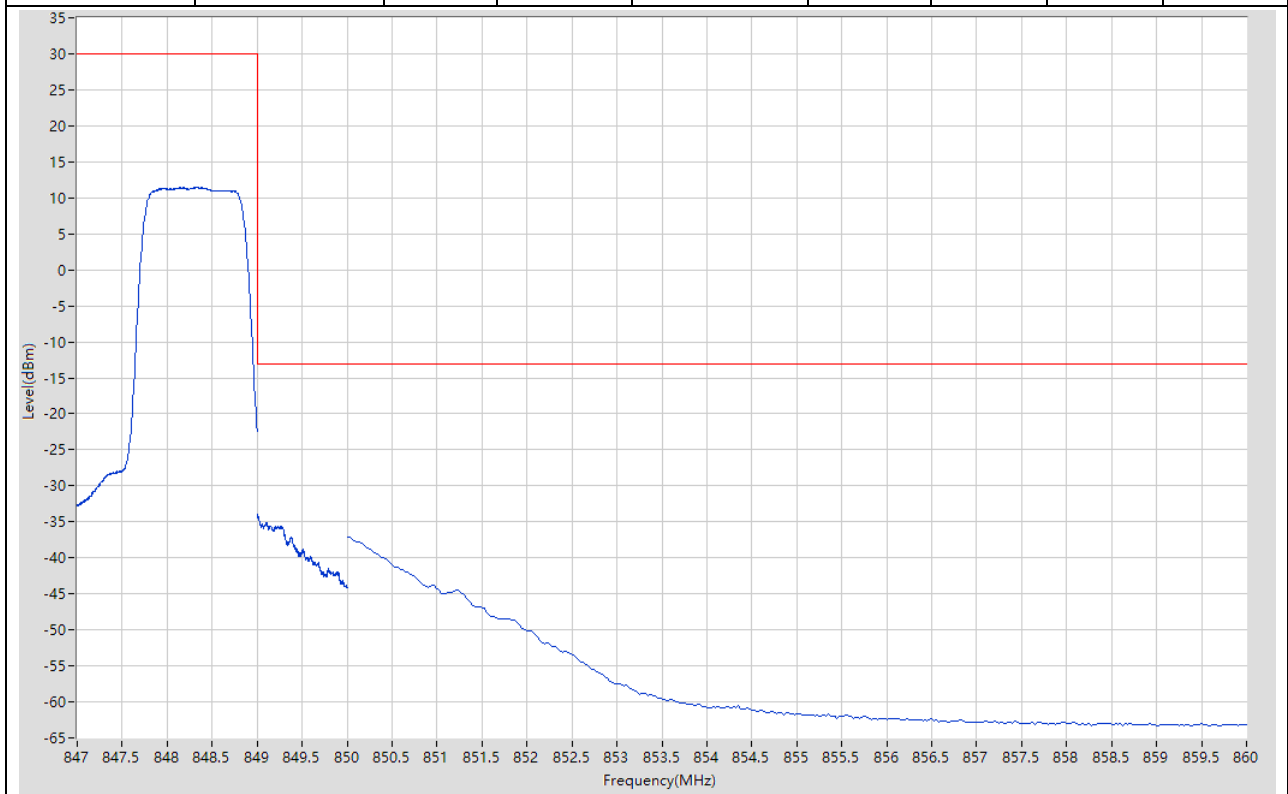
**8.7. LTE Band Edge\_Part22-24-27(NTNV)(Subtest:7, Channel:20643, Bandwidth:1.4, Modulation:Q16, RB Number: 1, RB Position:HIGH)**

Start Frequency (MHz)	Stop Frequency (MHz)	RBW (MHz)	Detector	Frequency (MHz)	Power (dBm)	Limit (dBm)	Verdict	Sweep Point
847	849	0.1	RMS	848.745	19.54	30	Pass	401
849	850	0.02	RMS	849	-27.86	-13	Pass	401
850	860	0.1	RMS	850.025	-45.5	-13	Pass	401



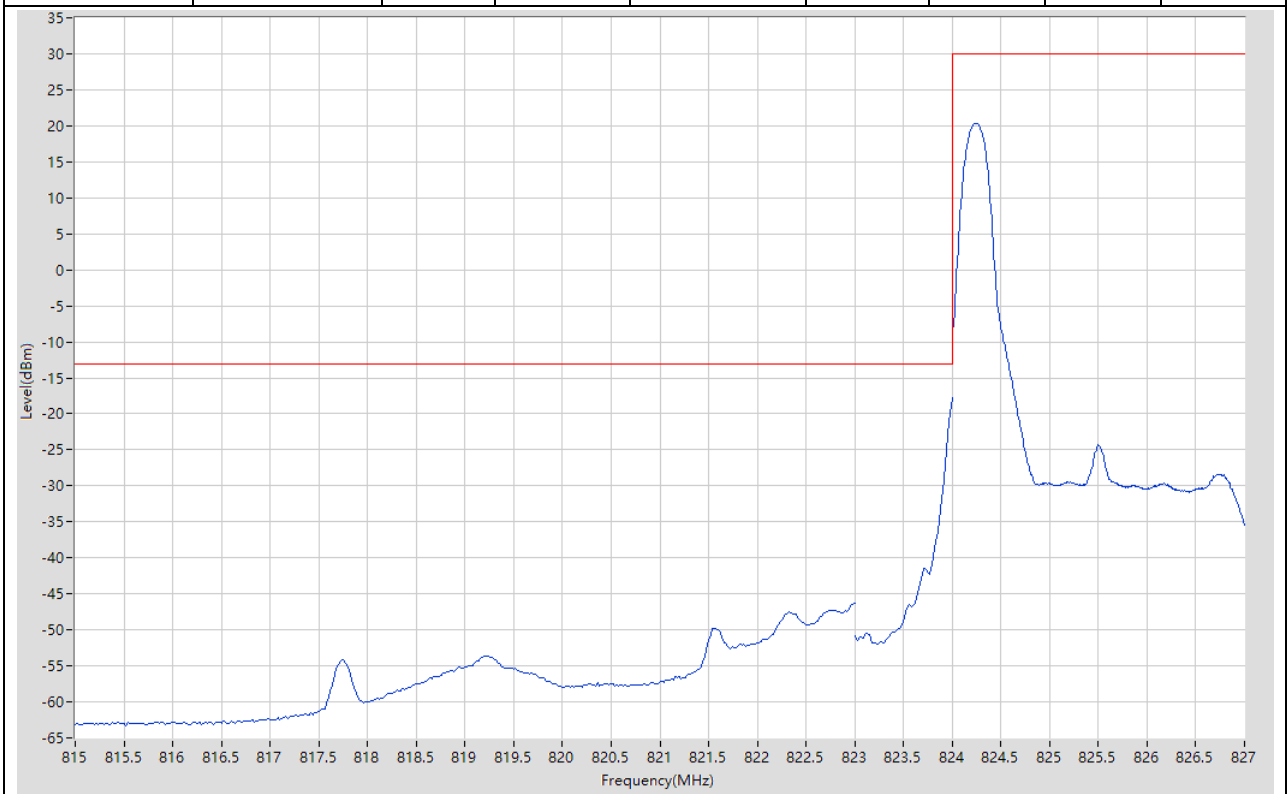
**8.8. LTE Band Edge\_Part22-24-27(NTNV)(Subtest:8, Channel:20643, Bandwidth:1.4, Modulation:Q16, RB Number: 6, RB Position:HIGH)**

Start Frequency (MHz)	Stop Frequency (MHz)	RBW (MHz)	Detector	Frequency (MHz)	Power (dBm)	Limit (dBm)	Verdict	Sweep Point
847	849	0.1	RMS	848.33	11.45	30	Pass	401
849	850	0.02	RMS	849	-33.87	-13	Pass	401
850	860	0.1	RMS	850.025	-37.12	-13	Pass	401



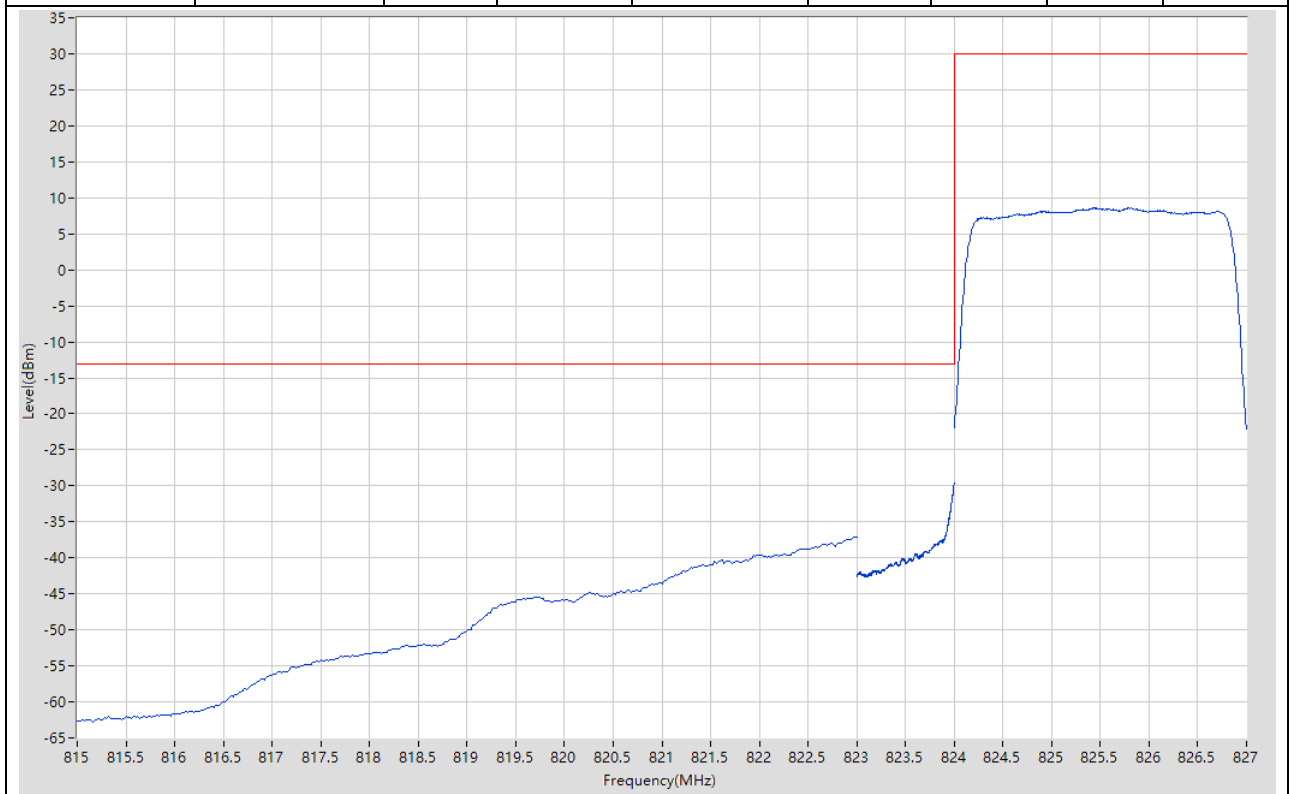
**8.9. LTE Band Edge\_Part22-24-27(NTNV)(Subtest:9, Channel:20415, Bandwidth:3, Modulation:QPSK, RB Number: 1, RB Position:LOW)**

Start Frequency (MHz)	Stop Frequency (MHz)	RBW (MHz)	Detector	Frequency (MHz)	Power (dBm)	Limit (dBm)	Verdict	Sweep Point
815	823	0.1	RMS	823	-46.36	-13	Pass	401
823	824	0.03	RMS	824	-17.8	-13	Pass	35
824	827	0.1	RMS	824.255	20.32	30	Pass	401



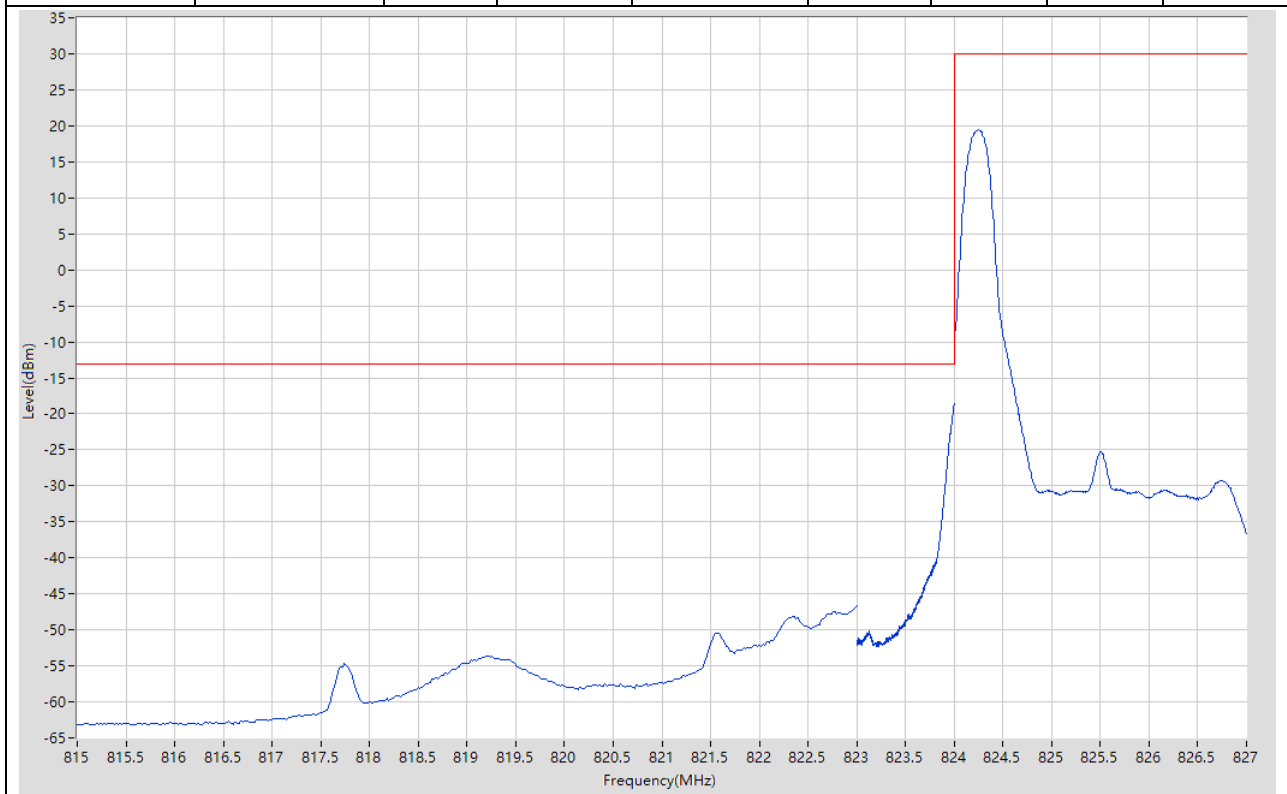
**8.10. LTE Band Edge\_Part22-24-27(NTNV)(Subtest:10, Channel:20415, Bandwidth:3, Modulation:QPSK, RB Number: 15, RB Position:LOW)**

Start Frequency (MHz)	Stop Frequency (MHz)	RBW (MHz)	Detector	Frequency (MHz)	Power (dBm)	Limit (dBm)	Verdict	Sweep Point
815	823	0.1	RMS	822.98	-37.17	-13	Pass	401
823	824	0.03	RMS	823.998	-29.68	-13	Pass	401
824	827	0.1	RMS	825.433	8.59	30	Pass	401



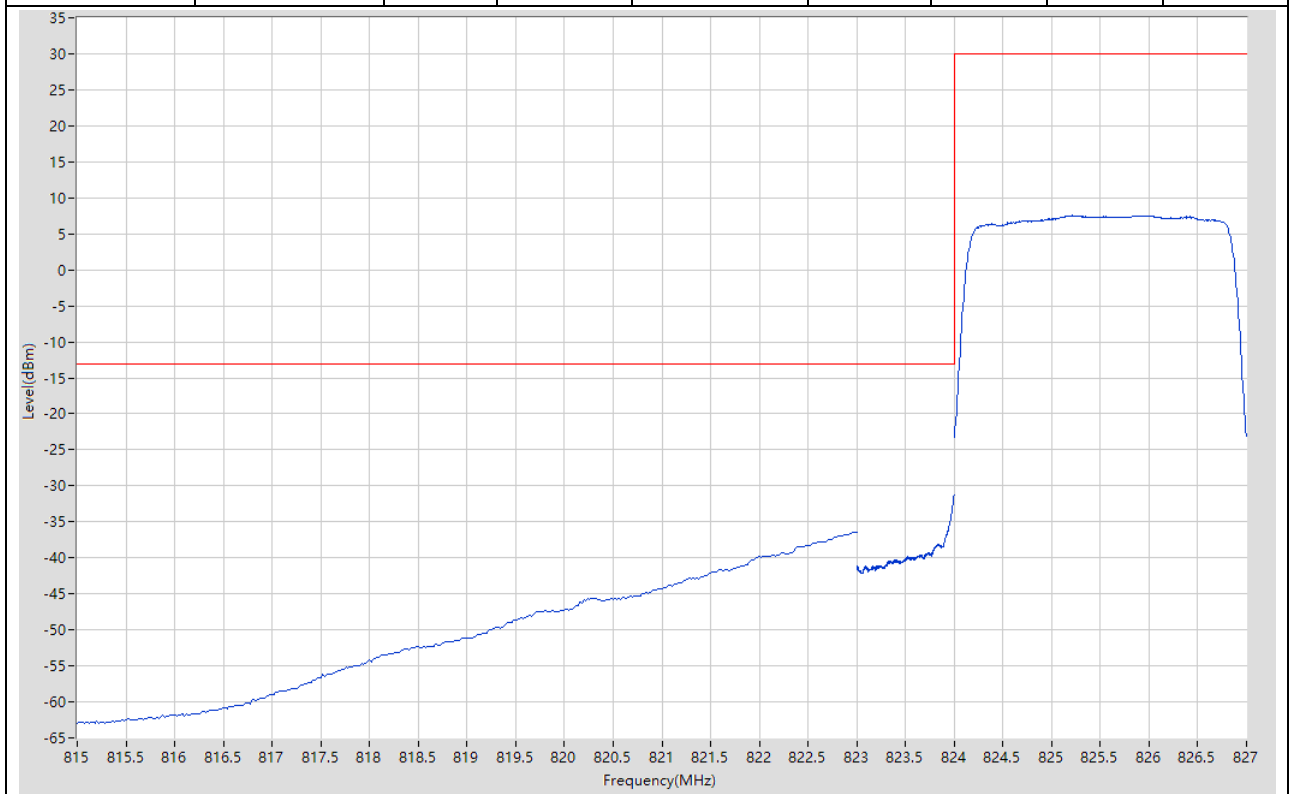
**8.11. LTE Band Edge\_Part22-24-27(NTNV)(Subtest:11, Channel:20415, Bandwidth:3, Modulation:Q16, RB Number: 1, RB Position:LOW)**

Start Frequency (MHz)	Stop Frequency (MHz)	RBW (MHz)	Detector	Frequency (MHz)	Power (dBm)	Limit (dBm)	Verdict	Sweep Point
815	823	0.1	RMS	823	-46.59	-13	Pass	401
823	824	0.03	RMS	824	-18.57	-13	Pass	401
824	827	0.1	RMS	824.255	19.45	30	Pass	401



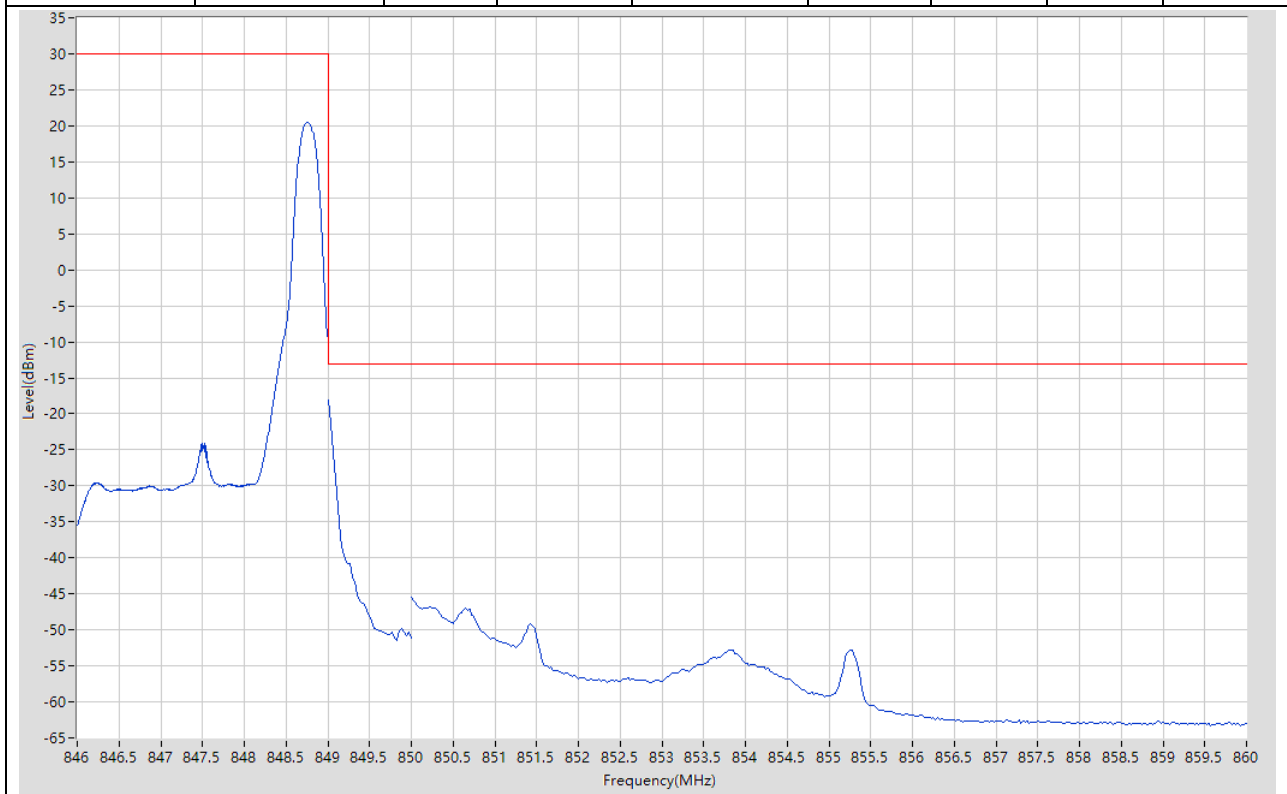
**8.12. LTE Band Edge\_Part22-24-27(NTNV)(Subtest:12, Channel:20415, Bandwidth:3, Modulation:Q16, RB Number: 15, RB Position:LOW)**

Start Frequency (MHz)	Stop Frequency (MHz)	RBW (MHz)	Detector	Frequency (MHz)	Power (dBm)	Limit (dBm)	Verdict	Sweep Point
815	823	0.1	RMS	822.96	-36.39	-13	Pass	401
823	824	0.03	RMS	824	-31.2	-13	Pass	401
824	827	0.1	RMS	825.215	7.54	30	Pass	401



**8.13. LTE Band Edge\_Part22-24-27(NTNV)(Subtest:13, Channel:20635, Bandwidth:3, Modulation:QPSK, RB Number: 1, RB Position:HIGH)**

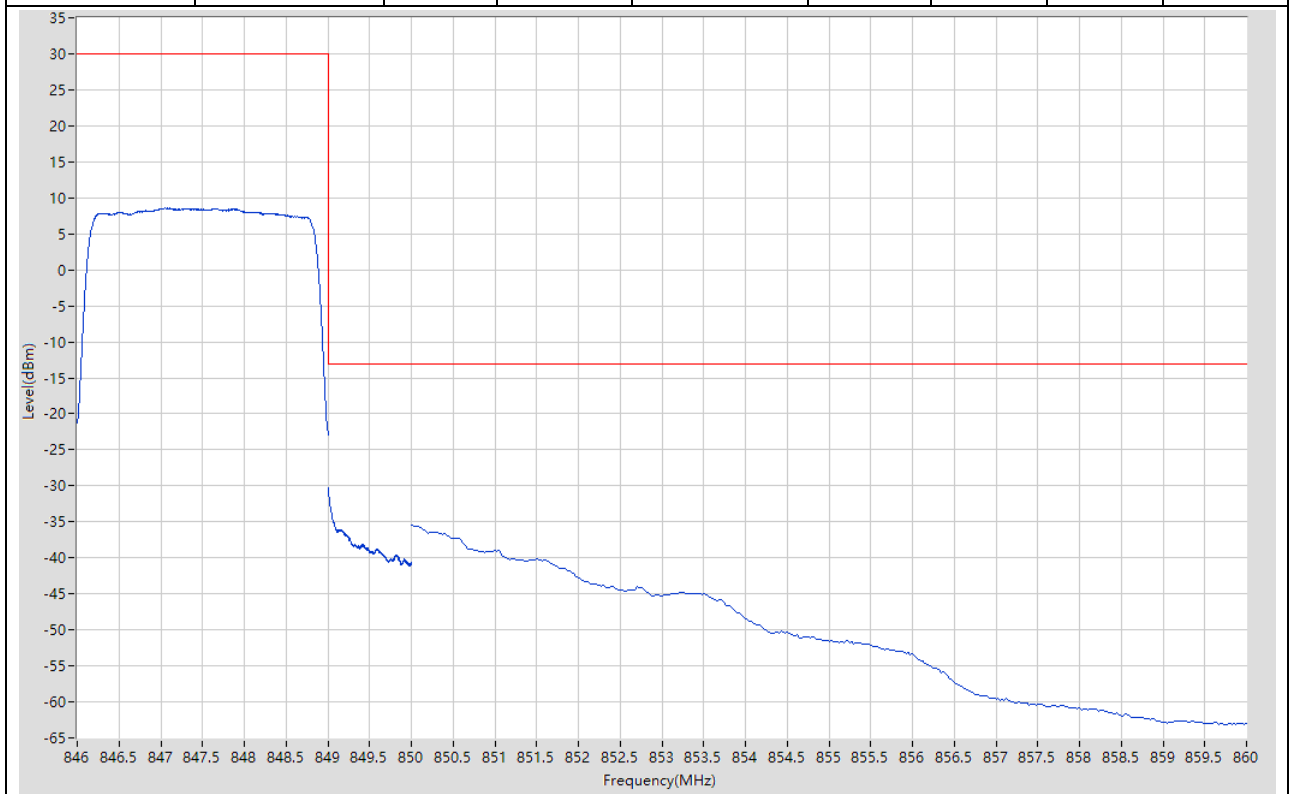
Start Frequency (MHz)	Stop Frequency (MHz)	RBW (MHz)	Detector	Frequency (MHz)	Power (dBm)	Limit (dBm)	Verdict	Sweep Point
846	849	0.1	RMS	848.753	20.45	30	Pass	401
849	850	0.03	RMS	849	-18.02	-13	Pass	35
850	860	0.1	RMS	850	-45.51	-13	Pass	401





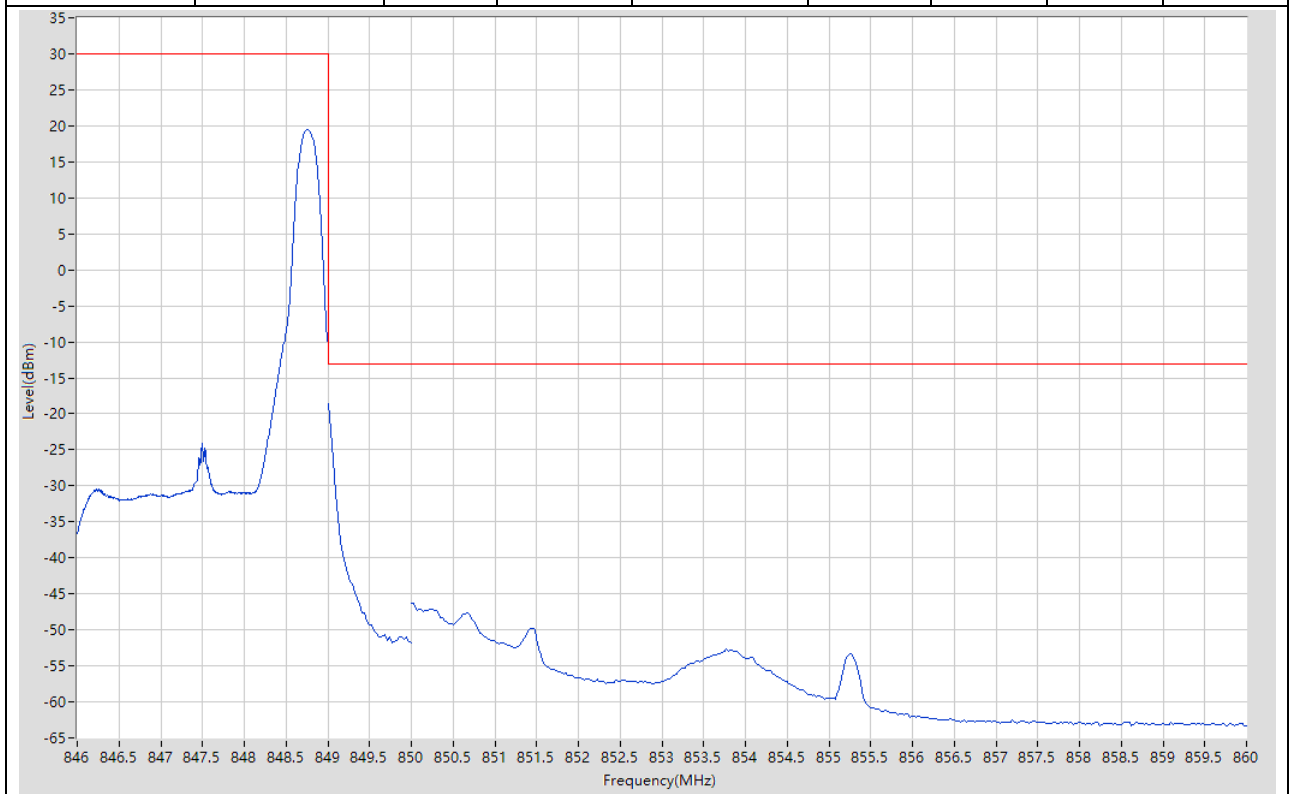
**8.14. LTE Band Edge\_Part22-24-27(NTNV)(Subtest:14, Channel:20635, Bandwidth:3, Modulation:QPSK, RB Number: 15, RB Position:HIGH)**

Start Frequency (MHz)	Stop Frequency (MHz)	RBW (MHz)	Detector	Frequency (MHz)	Power (dBm)	Limit (dBm)	Verdict	Sweep Point
846	849	0.1	RMS	847.08	8.62	30	Pass	401
849	850	0.03	RMS	849	-30.31	-13	Pass	401
850	860	0.1	RMS	850	-35.44	-13	Pass	401



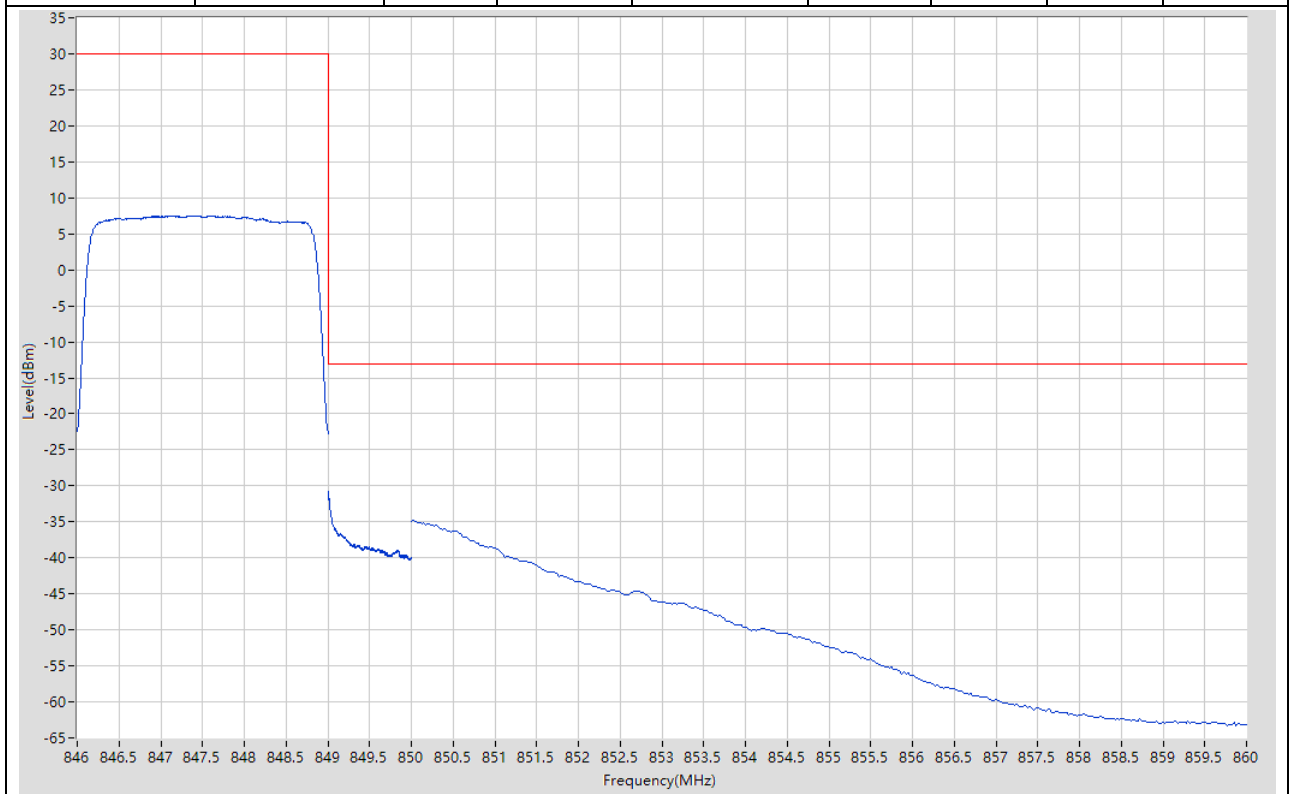
**8.15. LTE Band Edge\_Part22-24-27(NTNV)(Subtest:15, Channel:20635, Bandwidth:3, Modulation:Q16, RB Number: 1, RB Position:HIGH)**

Start Frequency (MHz)	Stop Frequency (MHz)	RBW (MHz)	Detector	Frequency (MHz)	Power (dBm)	Limit (dBm)	Verdict	Sweep Point
846	849	0.1	RMS	848.753	19.44	30	Pass	401
849	850	0.03	RMS	849	-18.54	-13	Pass	35
850	860	0.1	RMS	850	-46.28	-13	Pass	401



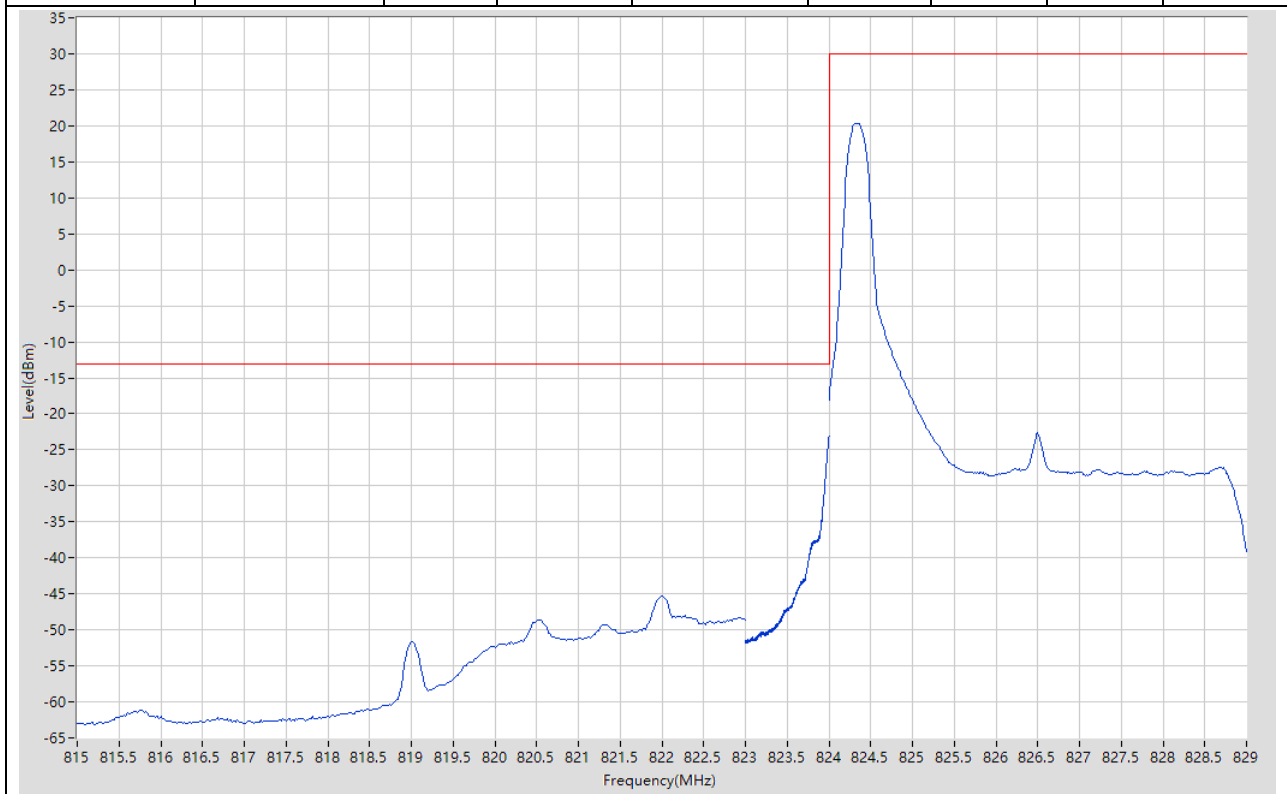
**8.16. LTE Band Edge\_Part22-24-27(NTNV)(Subtest:16, Channel:20635, Bandwidth:3, Modulation:Q16, RB Number: 15, RB Position:HIGH)**

Start Frequency (MHz)	Stop Frequency (MHz)	RBW (MHz)	Detector	Frequency (MHz)	Power (dBm)	Limit (dBm)	Verdict	Sweep Point
846	849	0.1	RMS	847.418	7.54	30	Pass	401
849	850	0.03	RMS	849	-30.84	-13	Pass	401
850	860	0.1	RMS	850.025	-34.85	-13	Pass	401



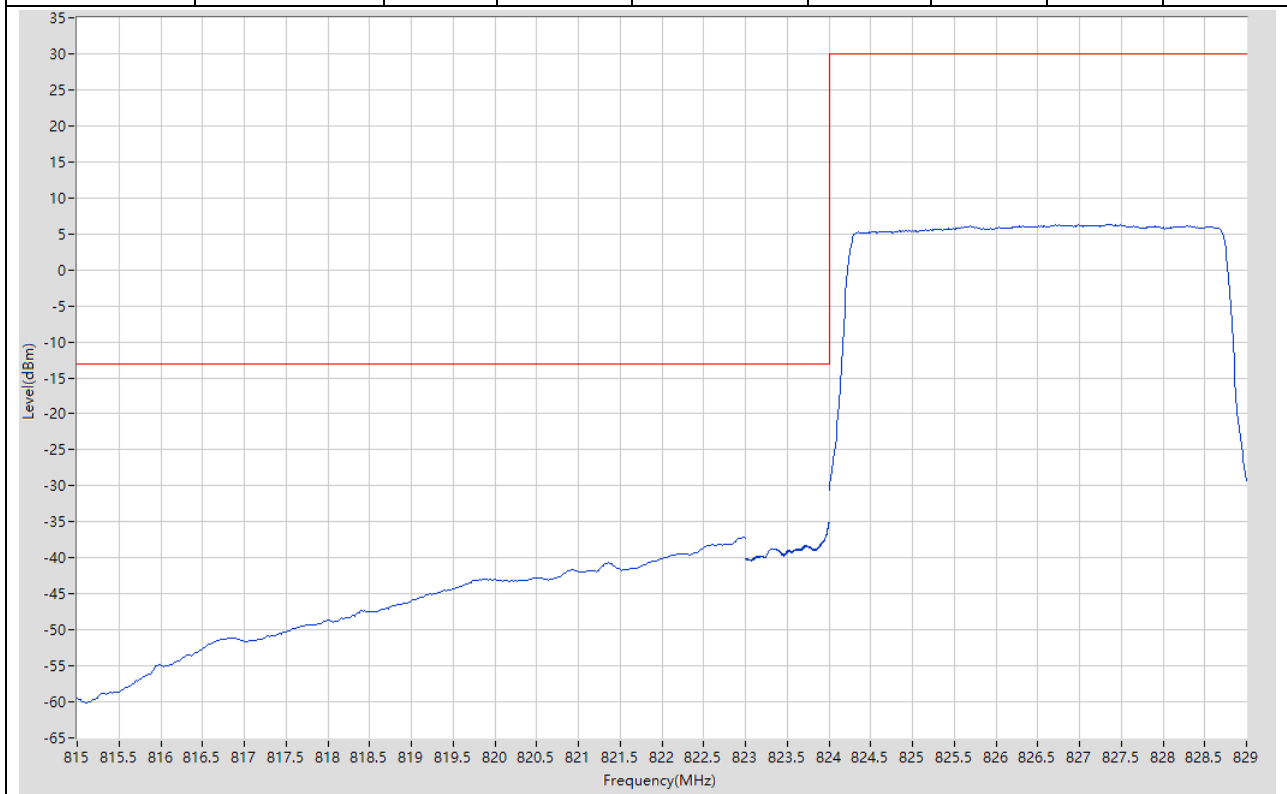
**8.17. LTE Band Edge\_Part22-24-27(NTNV)(Subtest:17, Channel:20425, Bandwidth:5, Modulation:QPSK, RB Number: 1, RB Position:LOW)**

Start Frequency (MHz)	Stop Frequency (MHz)	RBW (MHz)	Detector	Frequency (MHz)	Power (dBm)	Limit (dBm)	Verdict	Sweep Point
815	823	0.1	RMS	822	-45.25	-13	Pass	401
823	824	0.051	RMS	824	-23.13	-13	Pass	401
824	829	0.1	RMS	824.338	20.35	30	Pass	401



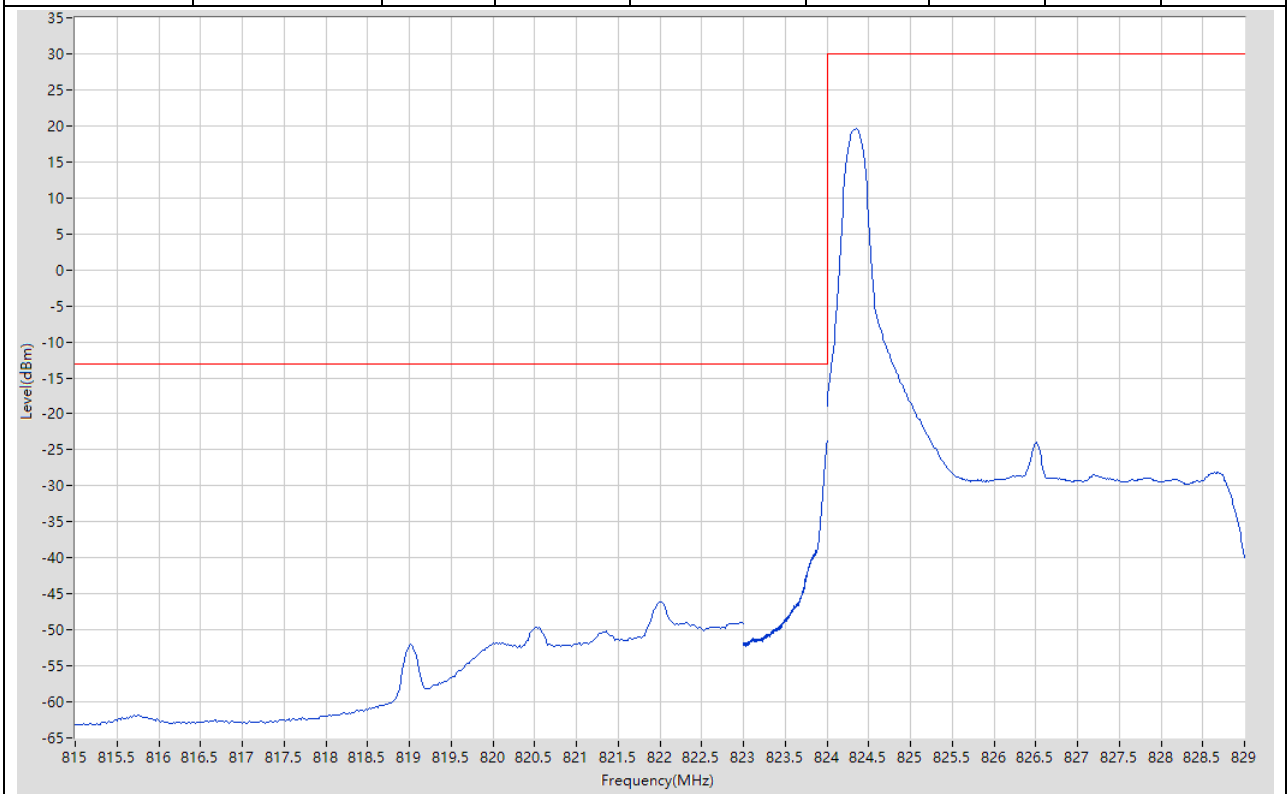
**8.18. LTE Band Edge\_Part22-24-27(NTNV)(Subtest:18, Channel:20425, Bandwidth:5, Modulation:QPSK, RB Number: 25, RB Position:LOW)**

Start Frequency (MHz)	Stop Frequency (MHz)	RBW (MHz)	Detector	Frequency (MHz)	Power (dBm)	Limit (dBm)	Verdict	Sweep Point
815	823	0.1	RMS	822.98	-37.15	-13	Pass	401
823	824	0.051	RMS	824	-35.06	-13	Pass	401
824	829	0.1	RMS	827.338	6.3	30	Pass	401



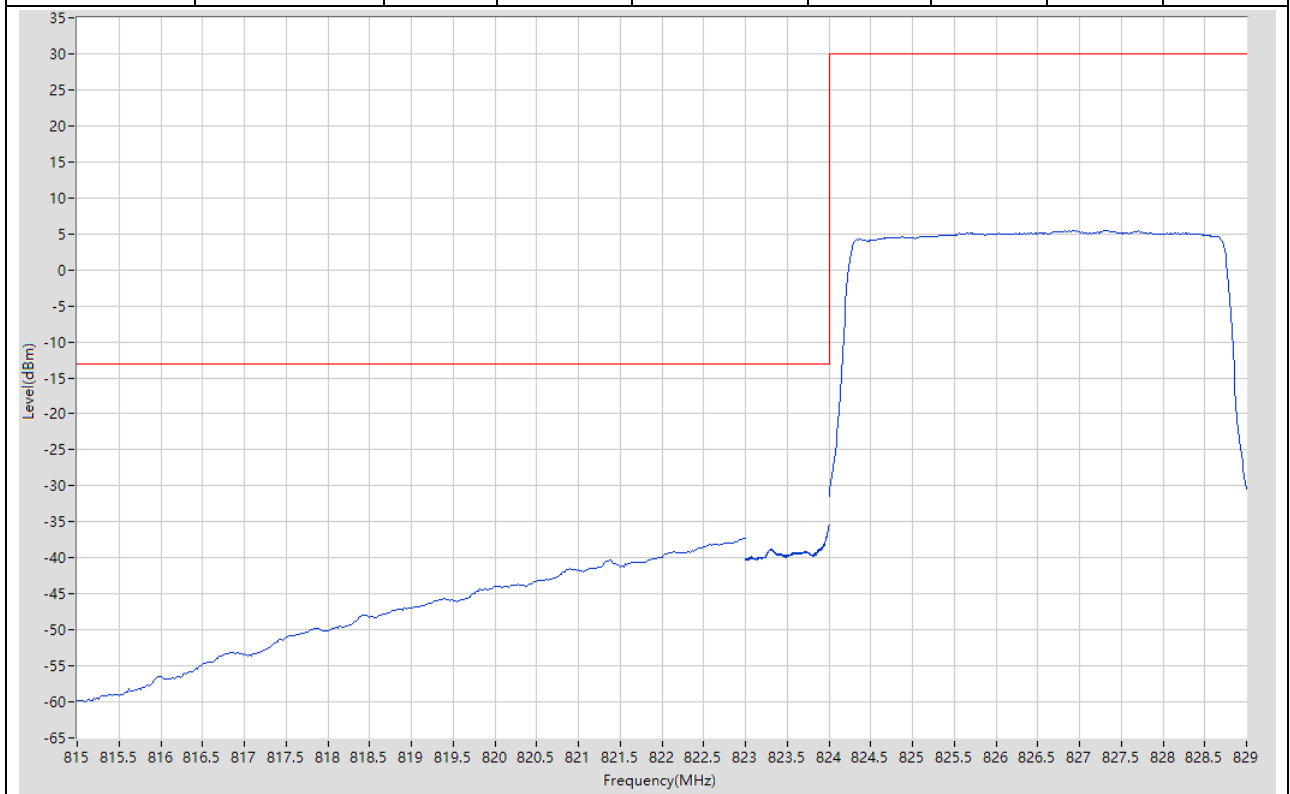
**8.19. LTE Band Edge\_Part22-24-27(NTNV)(Subtest:19, Channel:20425, Bandwidth:5, Modulation:Q16, RB Number: 1, RB Position:LOW)**

Start Frequency (MHz)	Stop Frequency (MHz)	RBW (MHz)	Detector	Frequency (MHz)	Power (dBm)	Limit (dBm)	Verdict	Sweep Point
815	823	0.1	RMS	822	-46.06	-13	Pass	401
823	824	0.051	RMS	824	-23.76	-13	Pass	401
824	829	0.1	RMS	824.35	19.56	30	Pass	401



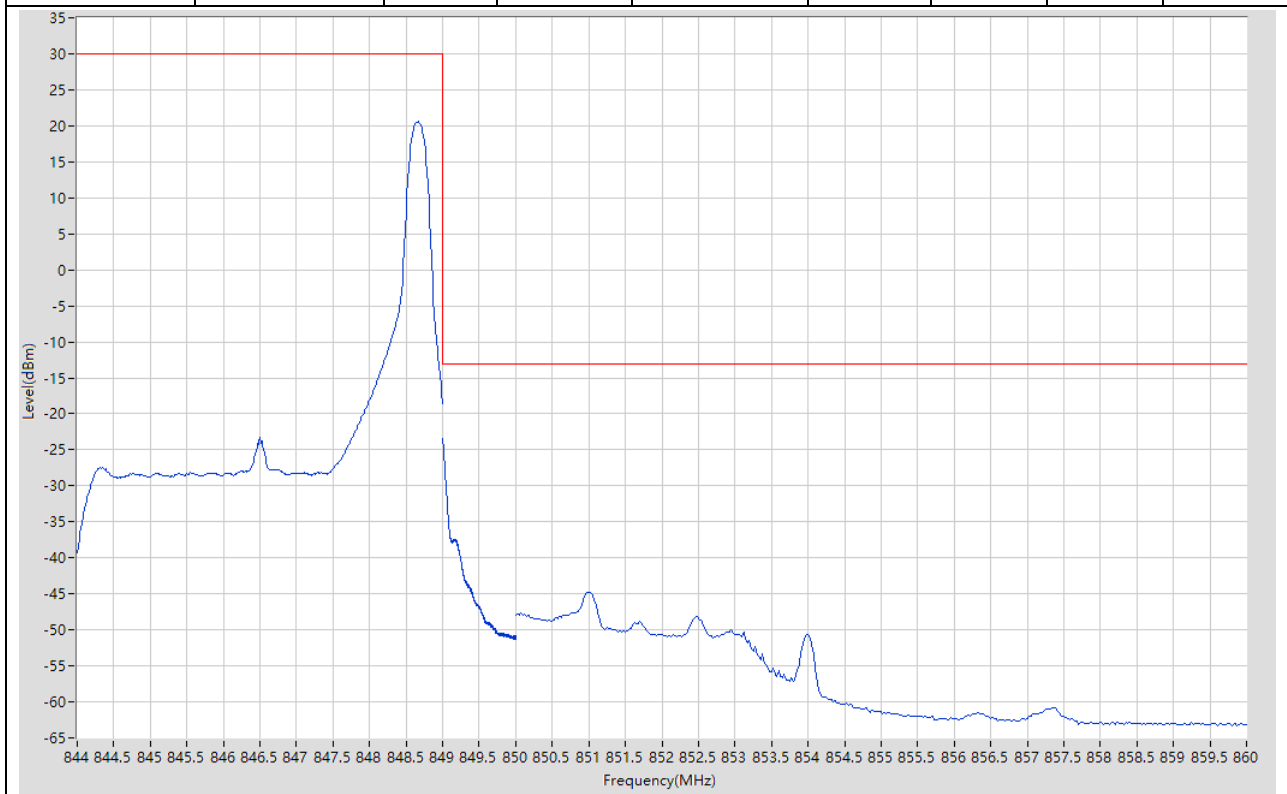
**8.20. LTE Band Edge\_Part22-24-27(NTNV)(Subtest:20, Channel:20425, Bandwidth:5, Modulation:Q16, RB Number: 25, RB Position:LOW)**

Start Frequency (MHz)	Stop Frequency (MHz)	RBW (MHz)	Detector	Frequency (MHz)	Power (dBm)	Limit (dBm)	Verdict	Sweep Point
815	823	0.1	RMS	822.98	-37.3	-13	Pass	401
823	824	0.051	RMS	824	-35.37	-13	Pass	401
824	829	0.1	RMS	827.313	5.46	30	Pass	401



**8.21. LTE Band Edge\_Part22-24-27(NTNV)(Subtest:21, Channel:20625, Bandwidth:5, Modulation:QPSK, RB Number: 1, RB Position:HIGH)**

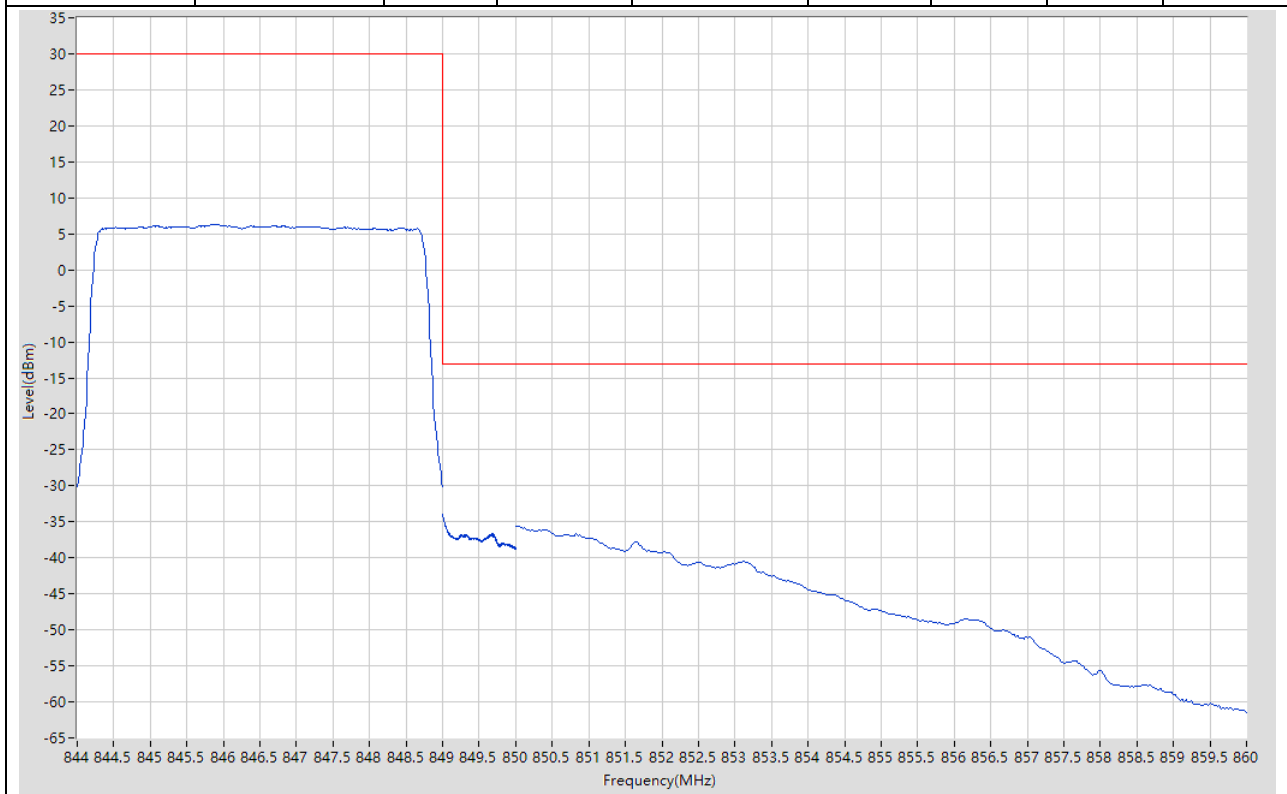
Start Frequency (MHz)	Stop Frequency (MHz)	RBW (MHz)	Detector	Frequency (MHz)	Power (dBm)	Limit (dBm)	Verdict	Sweep Point
844	849	0.1	RMS	848.663	20.6	30	Pass	401
849	850	0.051	RMS	849	-23.4	-13	Pass	401
850	860	0.1	RMS	851.025	-44.73	-13	Pass	401





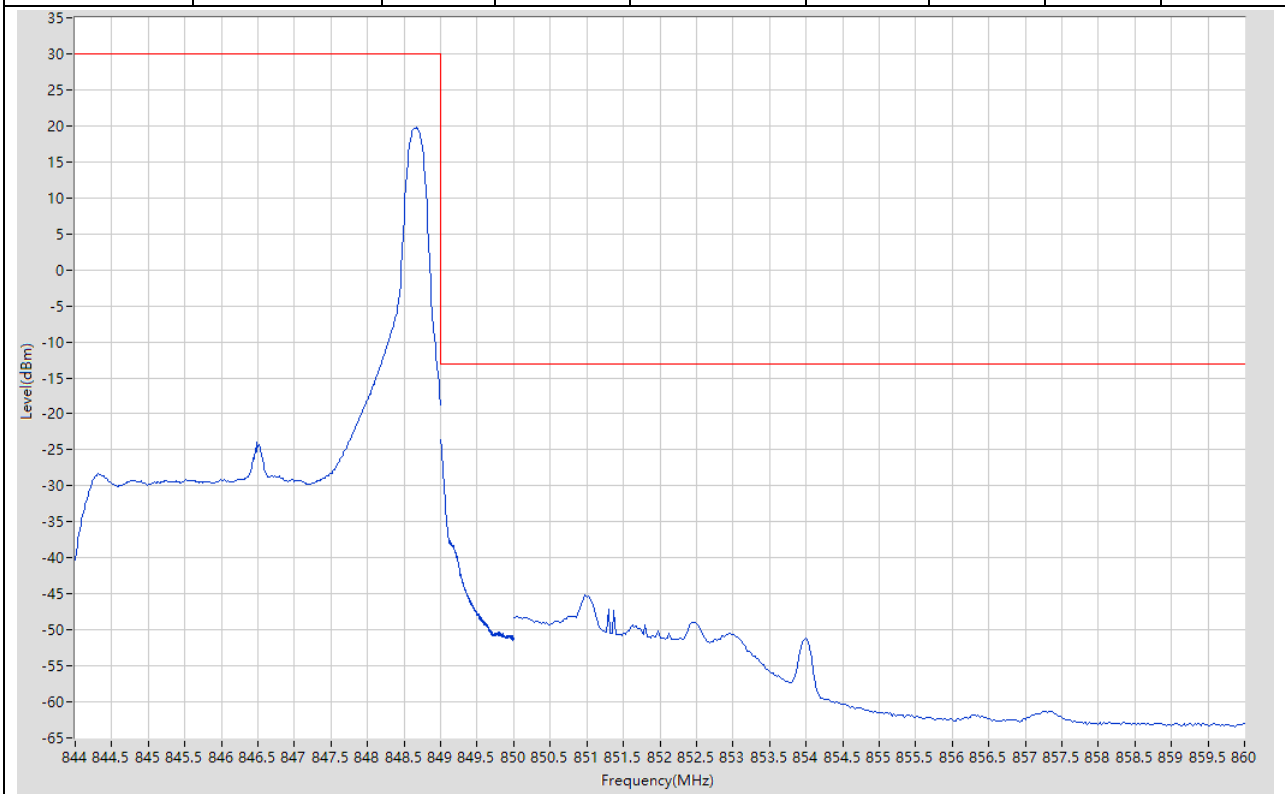
**8.22. LTE Band Edge\_Part22-24-27(NTNV)(Subtest:22, Channel:20625, Bandwidth:5, Modulation:QPSK, RB Number: 25, RB Position:HIGH)**

Start Frequency (MHz)	Stop Frequency (MHz)	RBW (MHz)	Detector	Frequency (MHz)	Power (dBm)	Limit (dBm)	Verdict	Sweep Point
844	849	0.1	RMS	845.888	6.31	30	Pass	401
849	850	0.051	RMS	849	-33.92	-13	Pass	401
850	860	0.1	RMS	850.025	-35.54	-13	Pass	401



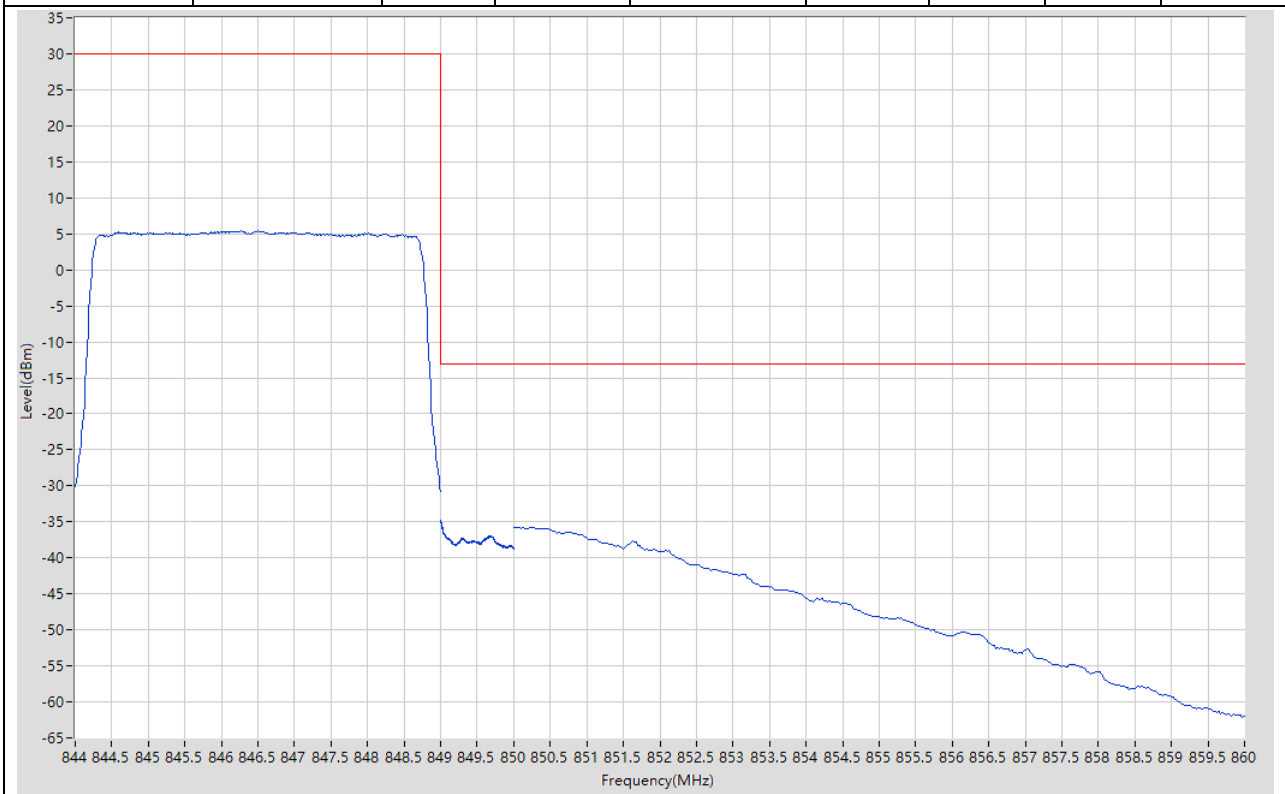
**8.23. LTE Band Edge\_Part22-24-27(NTNV)(Subtest:23, Channel:20625, Bandwidth:5, Modulation:Q16, RB Number: 1, RB Position:HIGH)**

Start Frequency (MHz)	Stop Frequency (MHz)	RBW (MHz)	Detector	Frequency (MHz)	Power (dBm)	Limit (dBm)	Verdict	Sweep Point
844	849	0.1	RMS	848.663	19.73	30	Pass	401
849	850	0.051	RMS	849	-23.53	-13	Pass	401
850	860	0.1	RMS	850.975	-45.2	-13	Pass	401



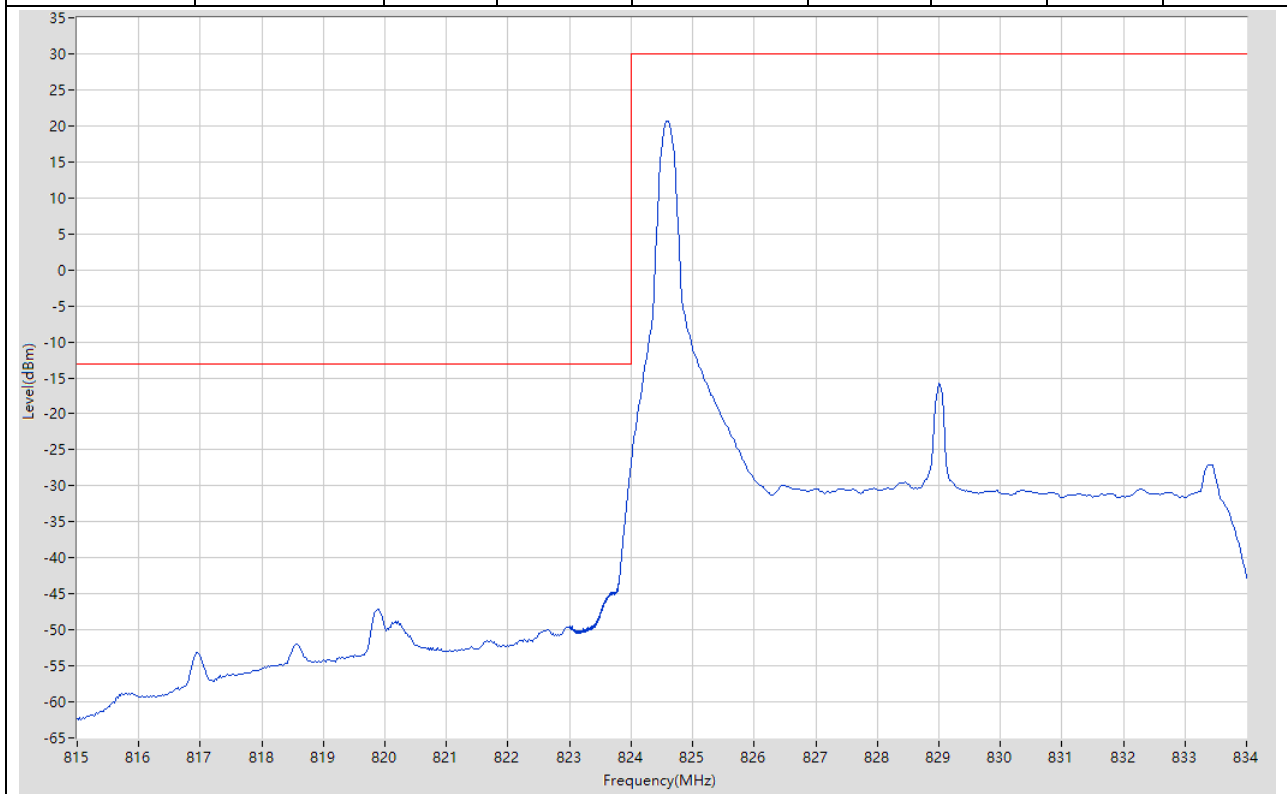
**8.24. LTE Band Edge\_Part22-24-27(NTNV)(Subtest:24, Channel:20625, Bandwidth:5, Modulation:Q16, RB Number: 25, RB Position:HIGH)**

Start Frequency (MHz)	Stop Frequency (MHz)	RBW (MHz)	Detector	Frequency (MHz)	Power (dBm)	Limit (dBm)	Verdict	Sweep Point
844	849	0.1	RMS	846.263	5.38	30	Pass	401
849	850	0.051	RMS	849	-34.79	-13	Pass	401
850	860	0.1	RMS	850	-35.74	-13	Pass	401



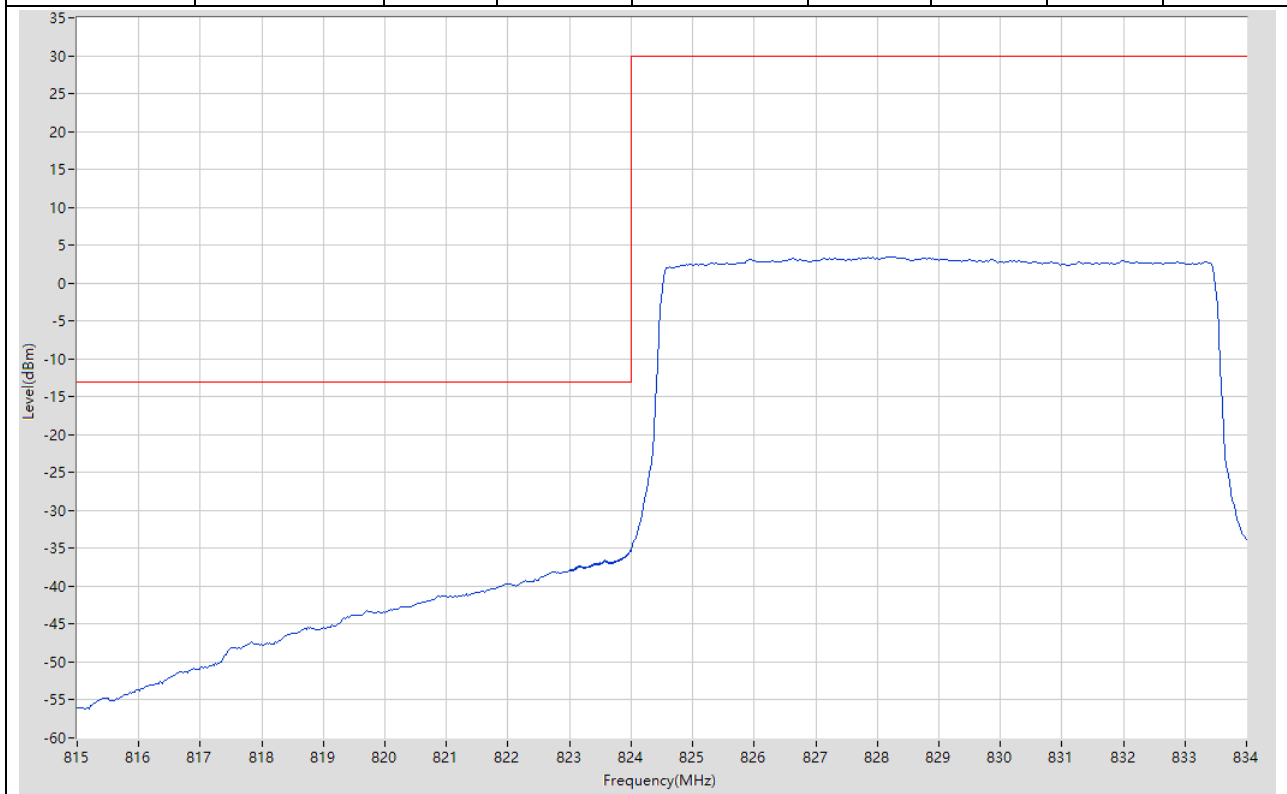
**8.25. LTE Band Edge\_Part22-24-27(NTNV)(Subtest:25, Channel:20450, Bandwidth:10, Modulation:QPSK, RB Number: 1, RB Position:LOW)**

Start Frequency (MHz)	Stop Frequency (MHz)	RBW (MHz)	Detector	Frequency (MHz)	Power (dBm)	Limit (dBm)	Verdict	Sweep Point
815	823	0.1	RMS	819.88	-47.16	-13	Pass	401
823	824	0.1	RMS	824	-26.87	-13	Pass	401
824	834	0.1	RMS	824.6	20.58	30	Pass	401



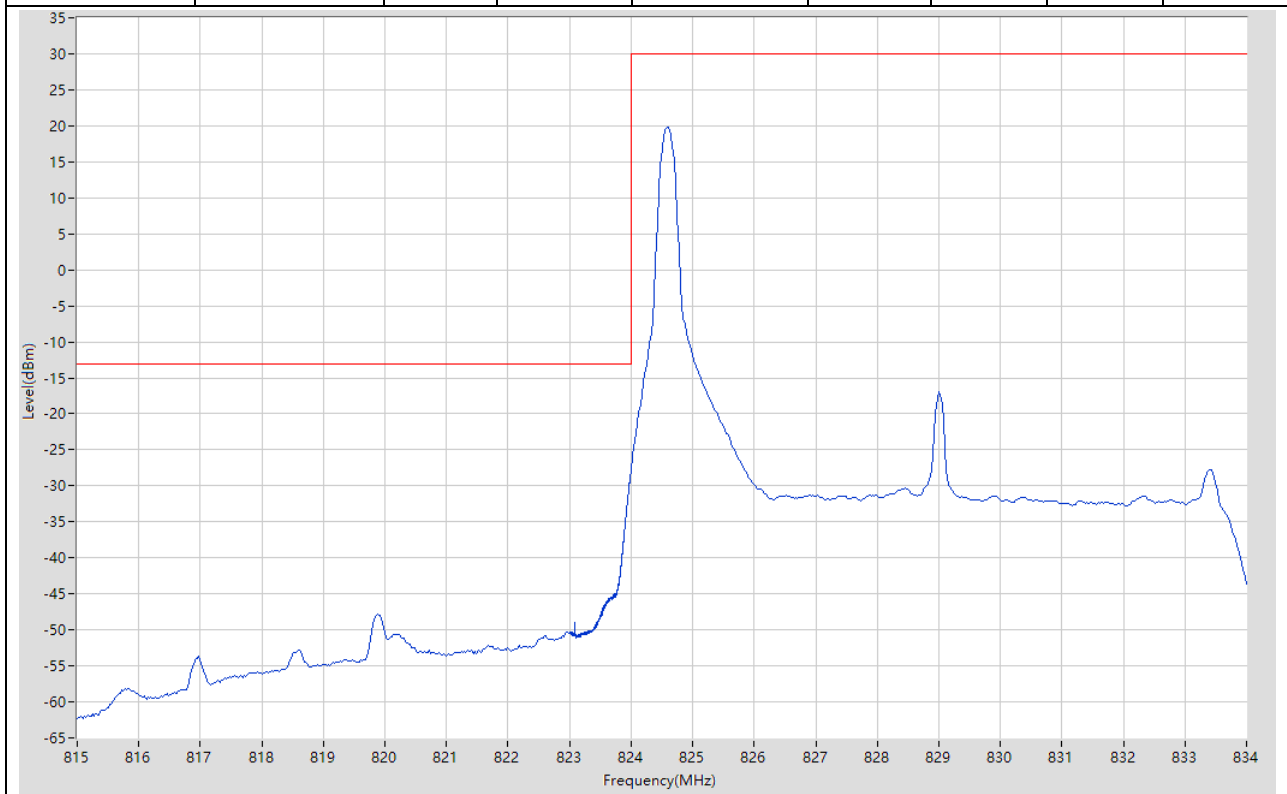
**8.26. LTE Band Edge\_Part22-24-27(NTNV)(Subtest:26, Channel:20450, Bandwidth:10, Modulation:QPSK, RB Number: 50, RB Position:LOW)**

Start Frequency (MHz)	Stop Frequency (MHz)	RBW (MHz)	Detector	Frequency (MHz)	Power (dBm)	Limit (dBm)	Verdict	Sweep Point
815	823	0.1	RMS	822.98	-37.96	-13	Pass	401
823	824	0.1	RMS	823.995	-35.11	-13	Pass	401
824	834	0.1	RMS	828.25	3.51	30	Pass	401



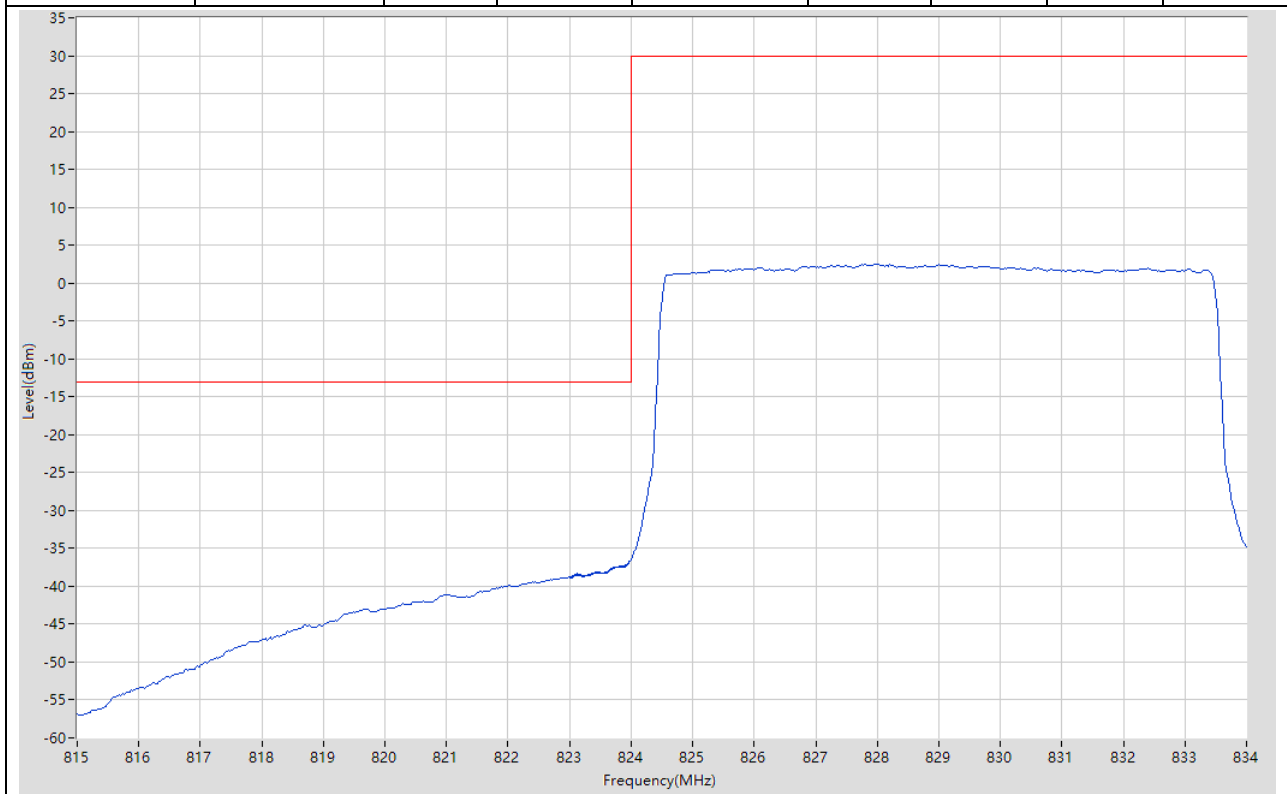
**8.27. LTE Band Edge\_Part22-24-27(NTNV)(Subtest:27, Channel:20450, Bandwidth:10, Modulation:Q16, RB Number: 1, RB Position:LOW)**

Start Frequency (MHz)	Stop Frequency (MHz)	RBW (MHz)	Detector	Frequency (MHz)	Power (dBm)	Limit (dBm)	Verdict	Sweep Point
815	823	0.1	RMS	819.88	-47.88	-13	Pass	401
823	824	0.1	RMS	824	-27.82	-13	Pass	401
824	834	0.1	RMS	824.6	19.76	30	Pass	401



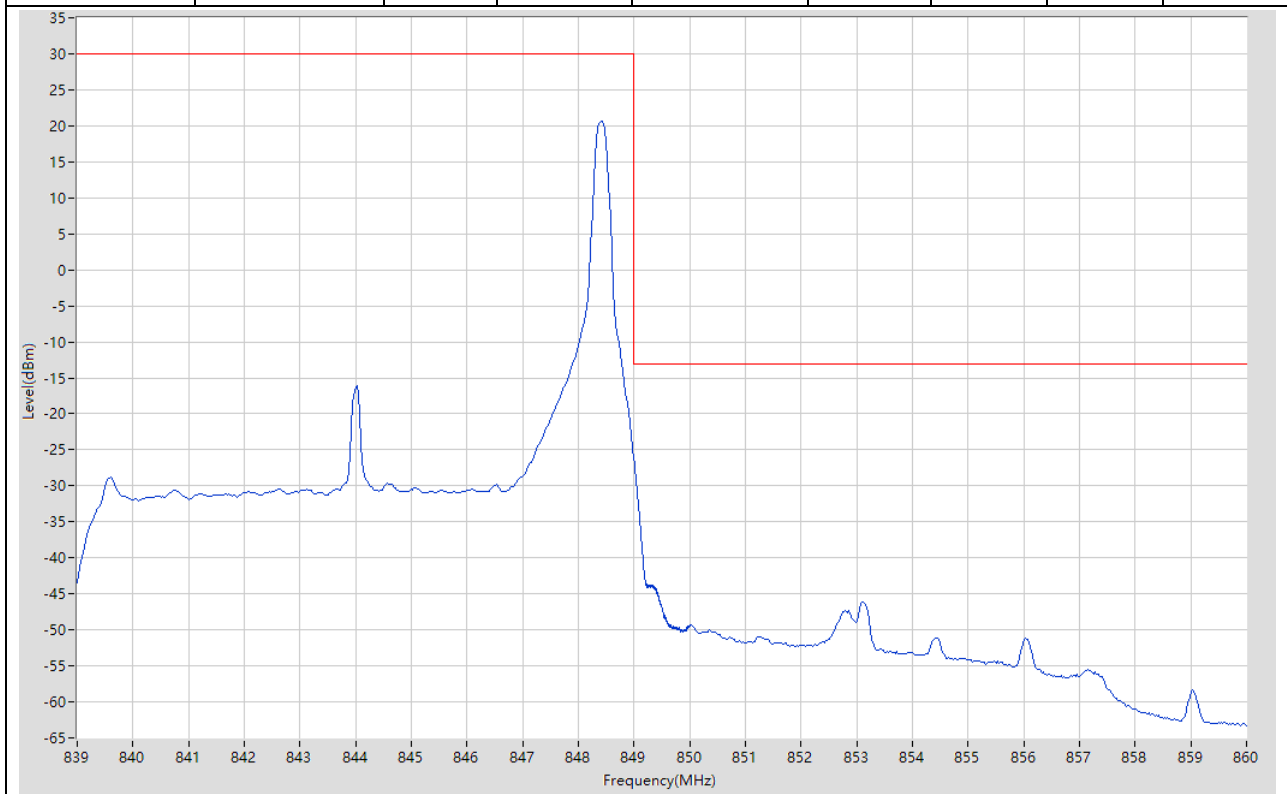
**8.28. LTE Band Edge\_Part22-24-27(NTNV)(Subtest:28, Channel:20450, Bandwidth:10, Modulation:Q16, RB Number: 50, RB Position:LOW)**

Start Frequency (MHz)	Stop Frequency (MHz)	RBW (MHz)	Detector	Frequency (MHz)	Power (dBm)	Limit (dBm)	Verdict	Sweep Point
815	823	0.1	RMS	822.98	-38.81	-13	Pass	401
823	824	0.1	RMS	823.998	-36.51	-13	Pass	401
824	834	0.1	RMS	828	2.47	30	Pass	401



**8.29. LTE Band Edge\_Part22-24-27(NTNV)(Subtest:29, Channel:20600, Bandwidth:10, Modulation:QPSK, RB Number: 1, RB Position:HIGH)**

Start Frequency (MHz)	Stop Frequency (MHz)	RBW (MHz)	Detector	Frequency (MHz)	Power (dBm)	Limit (dBm)	Verdict	Sweep Point
839	849	0.1	RMS	848.4	20.68	30	Pass	401
849	850	0.1	RMS	849	-26.37	-13	Pass	401
850	860	0.1	RMS	853.125	-46.09	-13	Pass	401





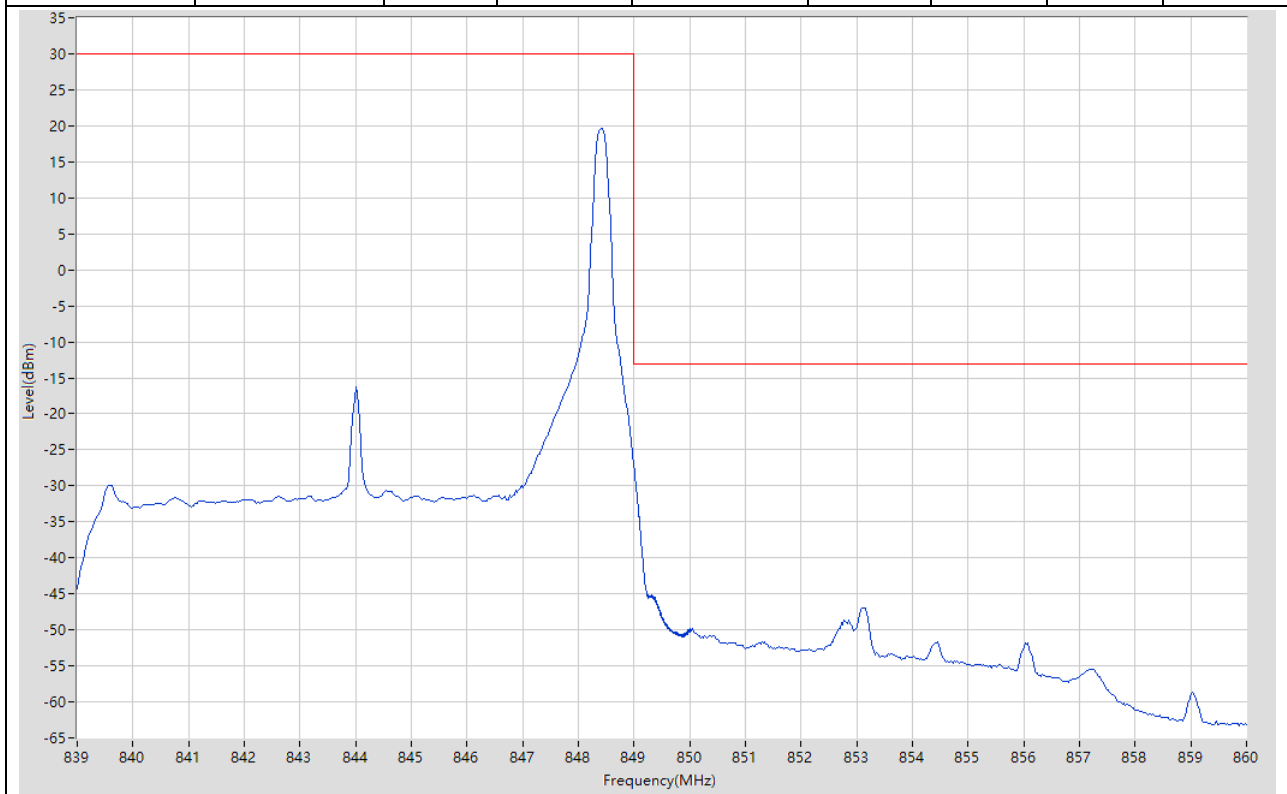
**8.30. LTE Band Edge\_Part22-24-27(NTNV)(Subtest:30, Channel:20600, Bandwidth:10, Modulation:QPSK, RB Number: 50, RB Position:HIGH)**

Start Frequency (MHz)	Stop Frequency (MHz)	RBW (MHz)	Detector	Frequency (MHz)	Power (dBm)	Limit (dBm)	Verdict	Sweep Point
839	849	0.1	RMS	844.325	3.39	30	Pass	401
849	850	0.1	RMS	849.008	-35.43	-13	Pass	401
850	860	0.1	RMS	850.025	-36.85	-13	Pass	401



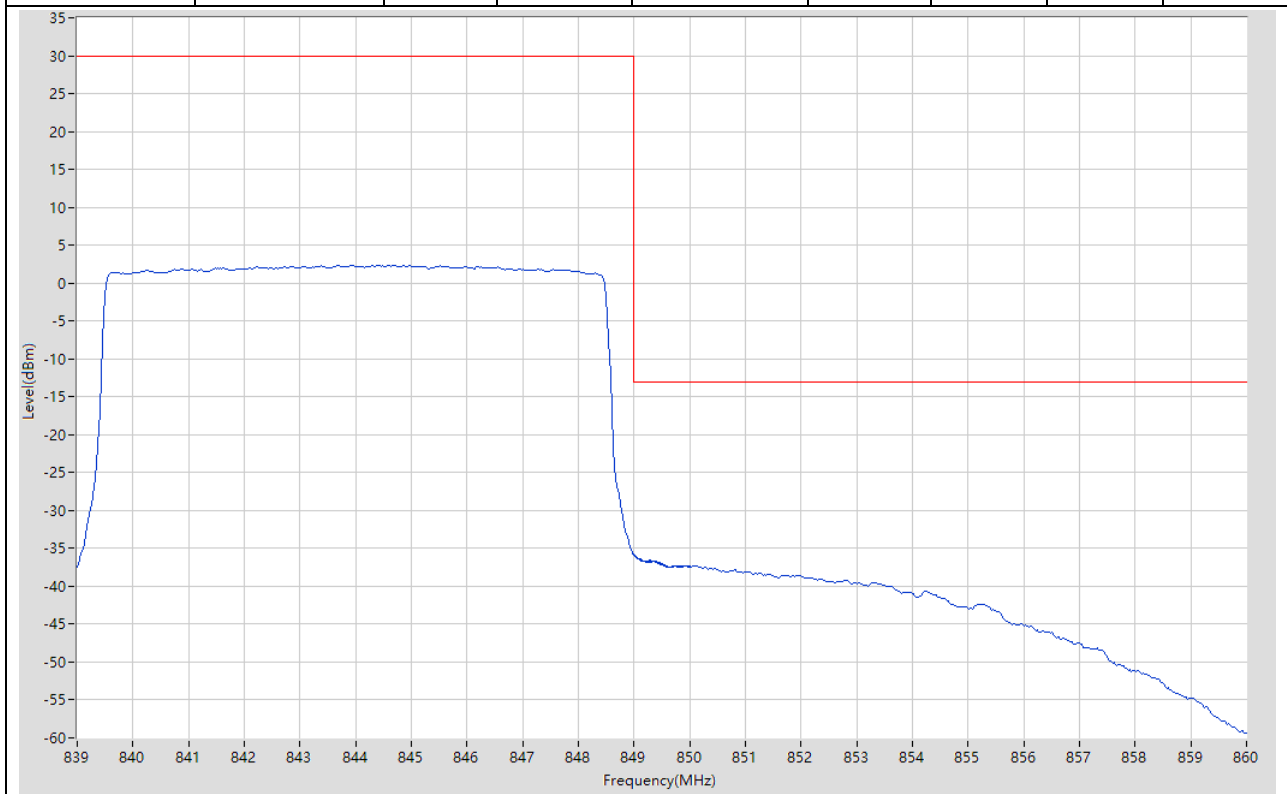
**8.31. LTE Band Edge\_Part22-24-27(NTNV)(Subtest:31, Channel:20600, Bandwidth:10, Modulation:Q16, RB Number: 1, RB Position:HIGH)**

Start Frequency (MHz)	Stop Frequency (MHz)	RBW (MHz)	Detector	Frequency (MHz)	Power (dBm)	Limit (dBm)	Verdict	Sweep Point
839	849	0.1	RMS	848.4	19.64	30	Pass	401
849	850	0.1	RMS	849	-27.19	-13	Pass	401
850	860	0.1	RMS	853.125	-46.89	-13	Pass	401



**8.32. LTE Band Edge\_Part22-24-27(NTNV)(Subtest:32, Channel:20600, Bandwidth:10, Modulation:Q16, RB Number: 50, RB Position:HIGH)**

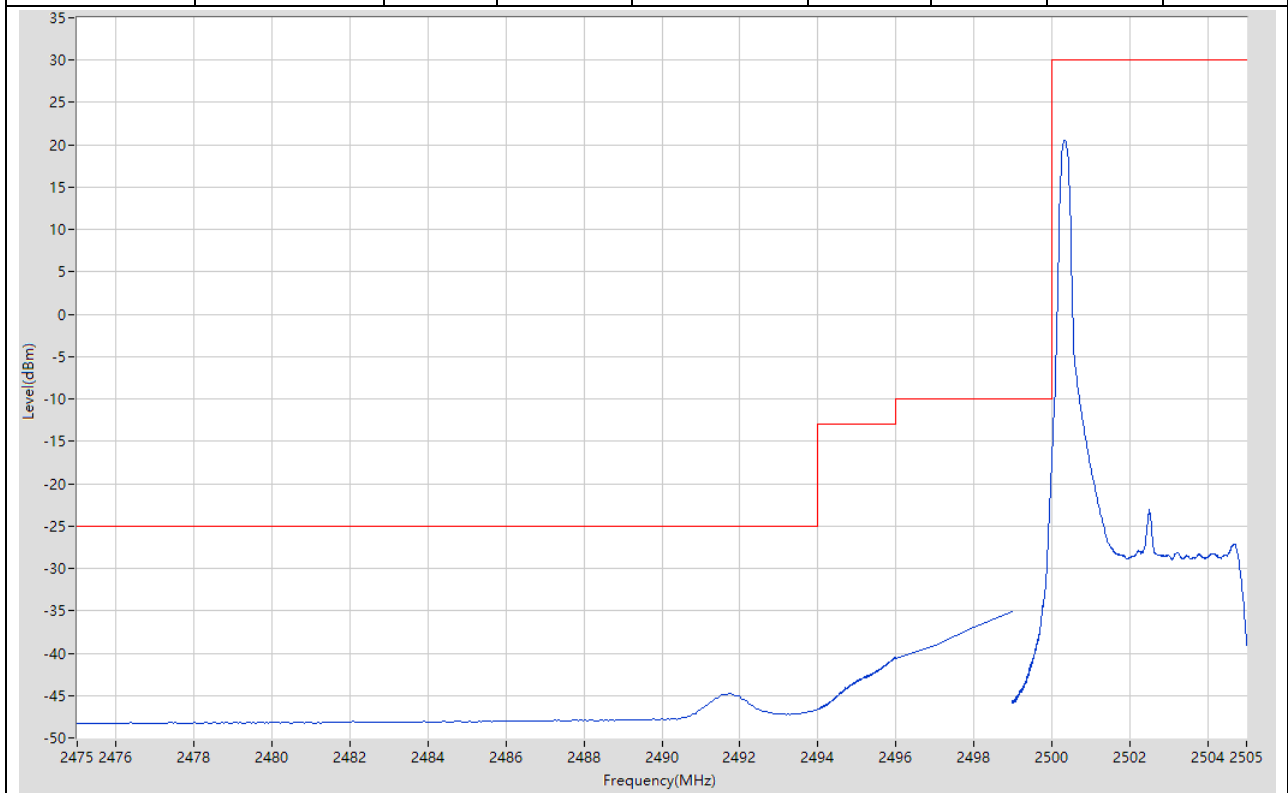
Start Frequency (MHz)	Stop Frequency (MHz)	RBW (MHz)	Detector	Frequency (MHz)	Power (dBm)	Limit (dBm)	Verdict	Sweep Point
839	849	0.1	RMS	844.7	2.34	30	Pass	401
849	850	0.1	RMS	849.003	-35.81	-13	Pass	401
850	860	0.1	RMS	850.1	-37.32	-13	Pass	401



## 9. LTE\_Band7

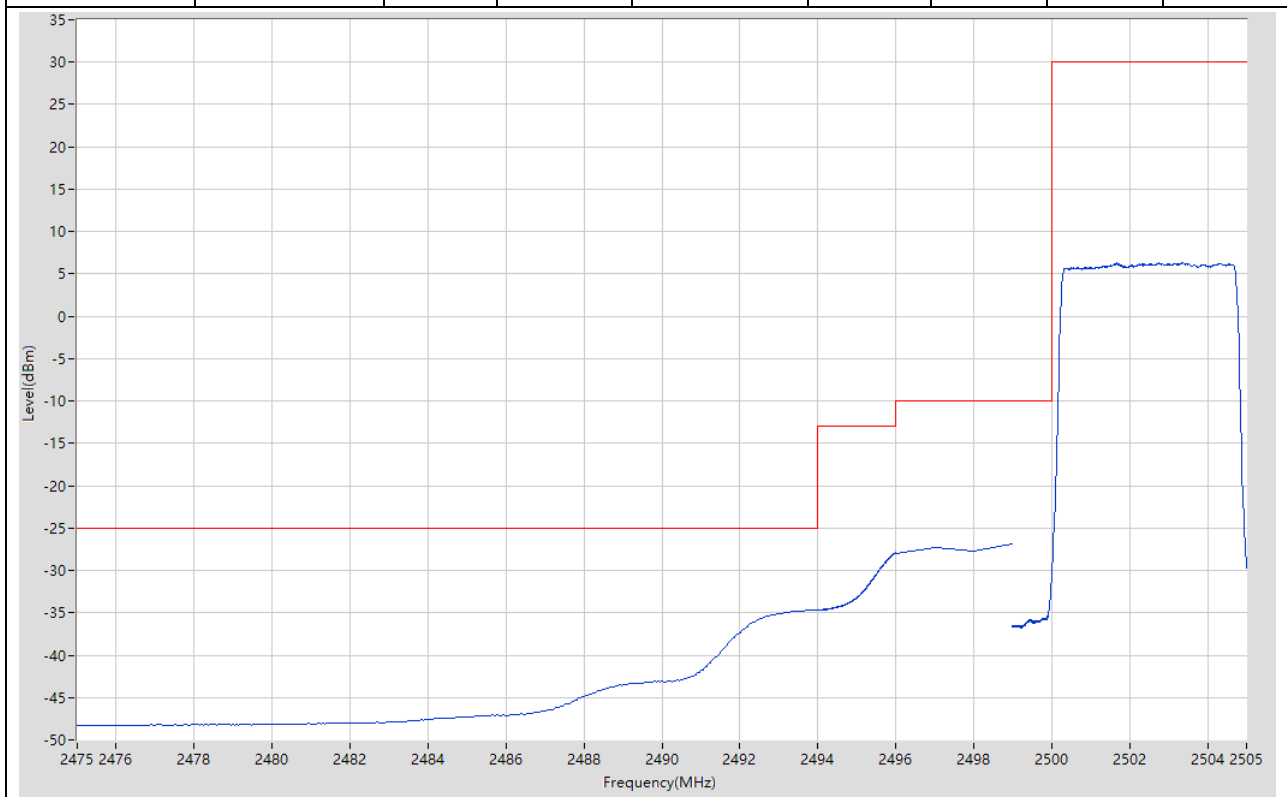
### 9.1. LTE Band Edge\_Part22-24-27(NTNV)(Subtest:1, Channel:20775, Bandwidth:5, Modulation:QPSK, RB Number: 1, RB Position:LOW)

Start Frequency (MHz)	Stop Frequency (MHz)	RBW (MHz)	Detector	Frequency (MHz)	Power (dBm)	Limit (dBm)	Verdict	Sweep Point
2475	2494	1	RMS	2491.768	-44.75	-25	Pass	401
2494	2496	1	RMS	2495.995	-40.47	-13	Pass	401
2496	2499	1	RMS	2499	-35.15	-10	Pass	4
2499	2500	0.1	RMS	2500	-17.59	-10	Pass	401
2500	2505	0.1	RMS	2500.325	20.54	30	Pass	401



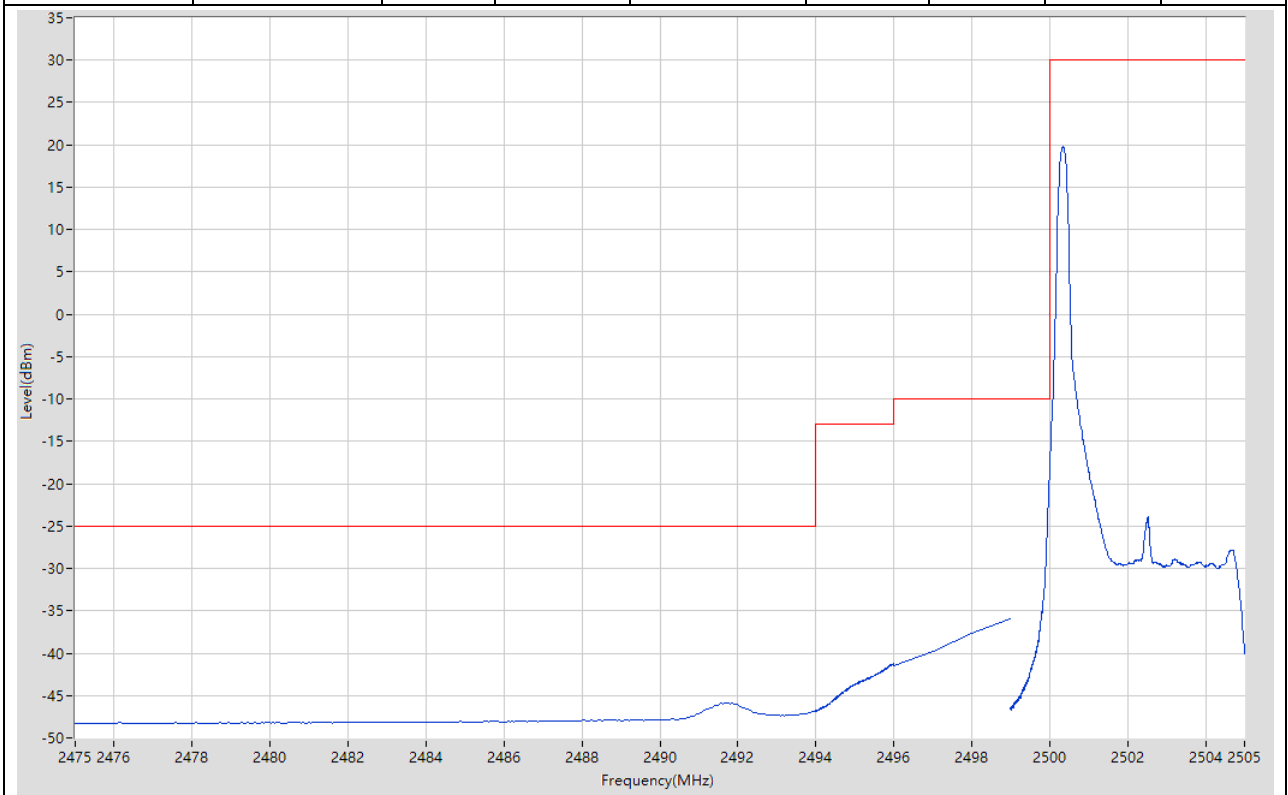
**9.2. LTE Band Edge\_Part22-24-27(NTNV)(Subtest:2, Channel:20775, Bandwidth:5, Modulation:QPSK, RB Number: 25, RB Position:LOW)**

Start Frequency (MHz)	Stop Frequency (MHz)	RBW (MHz)	Detector	Frequency (MHz)	Power (dBm)	Limit (dBm)	Verdict	Sweep Point
2475	2494	1	RMS	2494	-34.62	-25	Pass	401
2494	2496	1	RMS	2496	-27.87	-13	Pass	401
2496	2499	1	RMS	2499	-26.88	-10	Pass	4
2499	2500	0.1	RMS	2500	-30.44	-10	Pass	401
2500	2505	0.1	RMS	2502.75	6.33	30	Pass	401



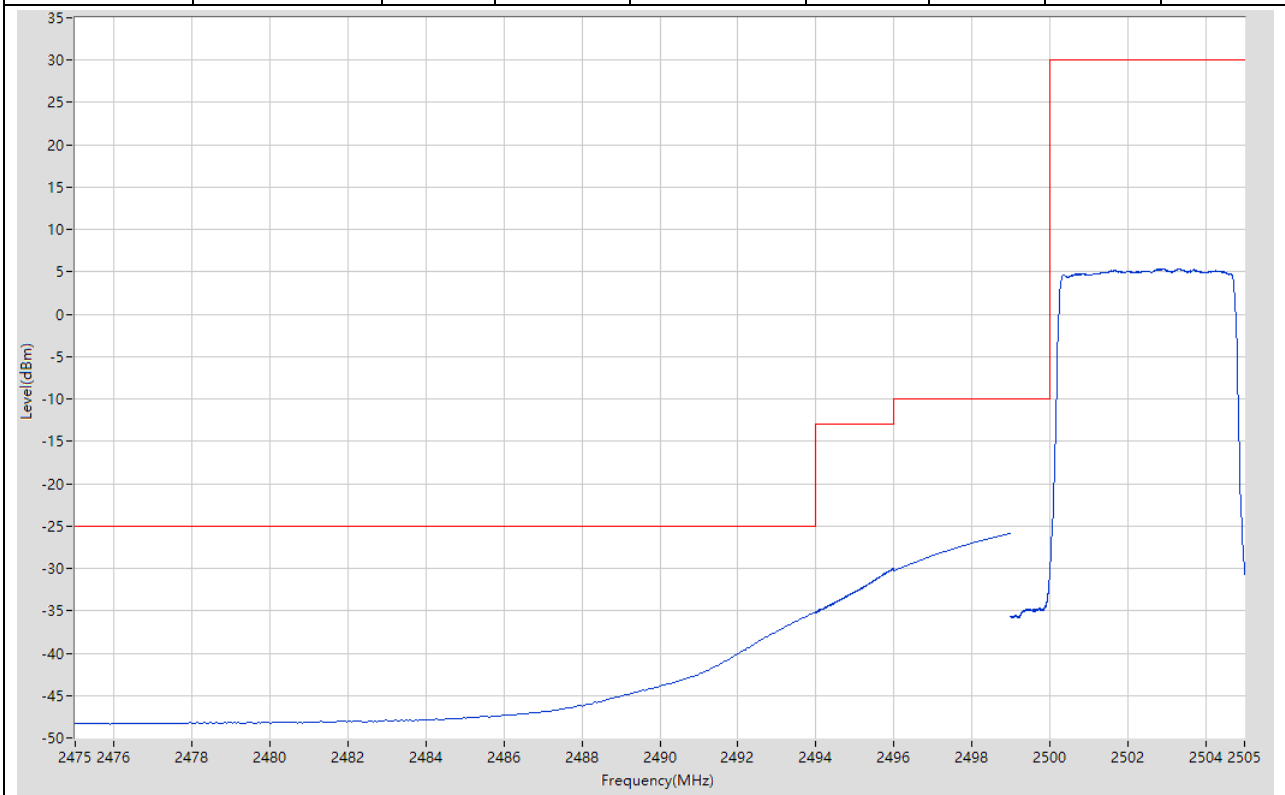
**9.3. LTE Band Edge\_Part22-24-27(NTNV)(Subtest:3, Channel:20775, Bandwidth:5, Modulation:Q16, RB Number: 1, RB Position:LOW)**

Start Frequency (MHz)	Stop Frequency (MHz)	RBW (MHz)	Detector	Frequency (MHz)	Power (dBm)	Limit (dBm)	Verdict	Sweep Point
2475	2494	1	RMS	2491.768	-45.88	-25	Pass	401
2494	2496	1	RMS	2496	-41.16	-13	Pass	401
2496	2499	1	RMS	2499	-35.99	-10	Pass	4
2499	2500	0.1	RMS	2500	-18.42	-10	Pass	401
2500	2505	0.1	RMS	2500.338	19.77	30	Pass	401



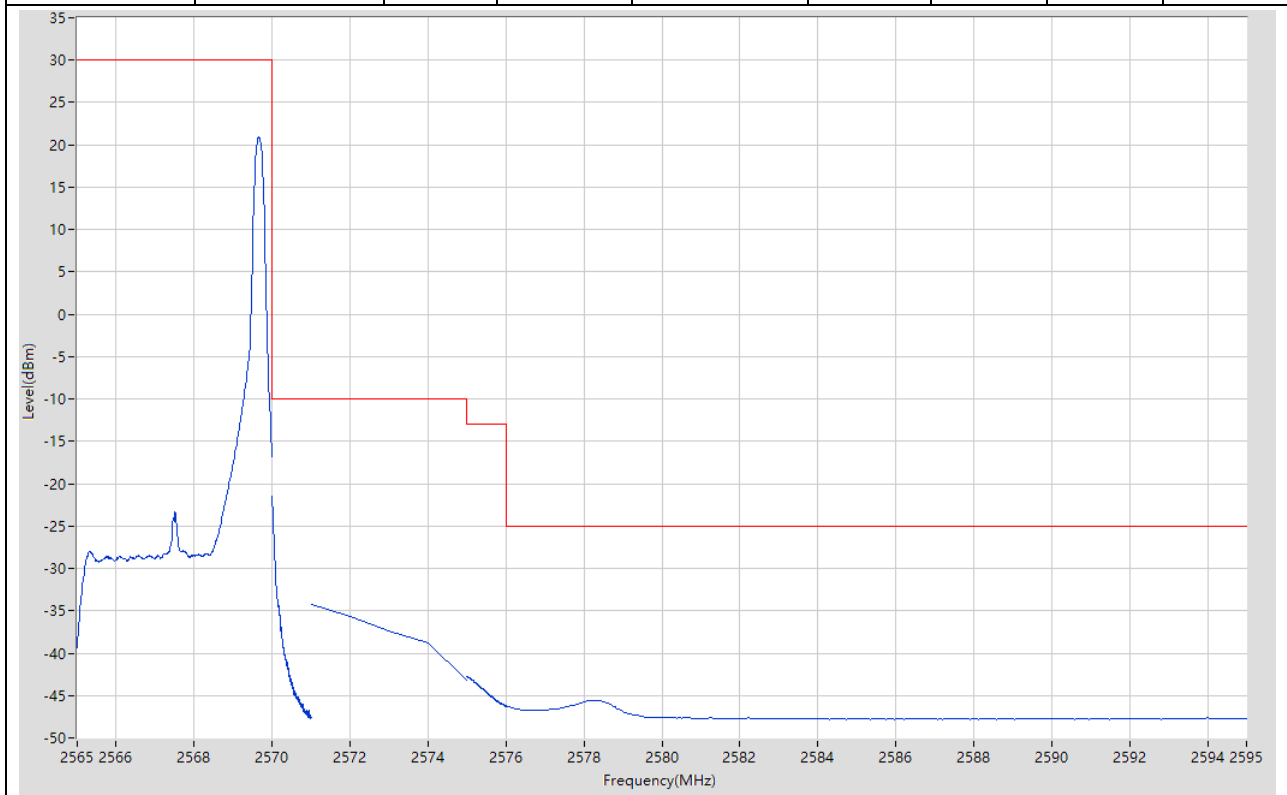
**9.4. LTE Band Edge\_Part22-24-27(NTNV)(Subtest:4, Channel:20775, Bandwidth:5, Modulation:Q16, RB Number: 25, RB Position:LOW)**

Start Frequency (MHz)	Stop Frequency (MHz)	RBW (MHz)	Detector	Frequency (MHz)	Power (dBm)	Limit (dBm)	Verdict	Sweep Point
2475	2494	1	RMS	2494	-35.17	-25	Pass	401
2494	2496	1	RMS	2496	-30.04	-13	Pass	401
2496	2499	1	RMS	2499	-25.83	-10	Pass	4
2499	2500	0.1	RMS	2500	-30.64	-10	Pass	401
2500	2505	0.1	RMS	2503.325	5.39	30	Pass	401



**9.5. LTE Band Edge\_Part22-24-27(NTNV)(Subtest:5, Channel:21425, Bandwidth:5, Modulation:QPSK, RB Number: 1, RB Position:HIGH)**

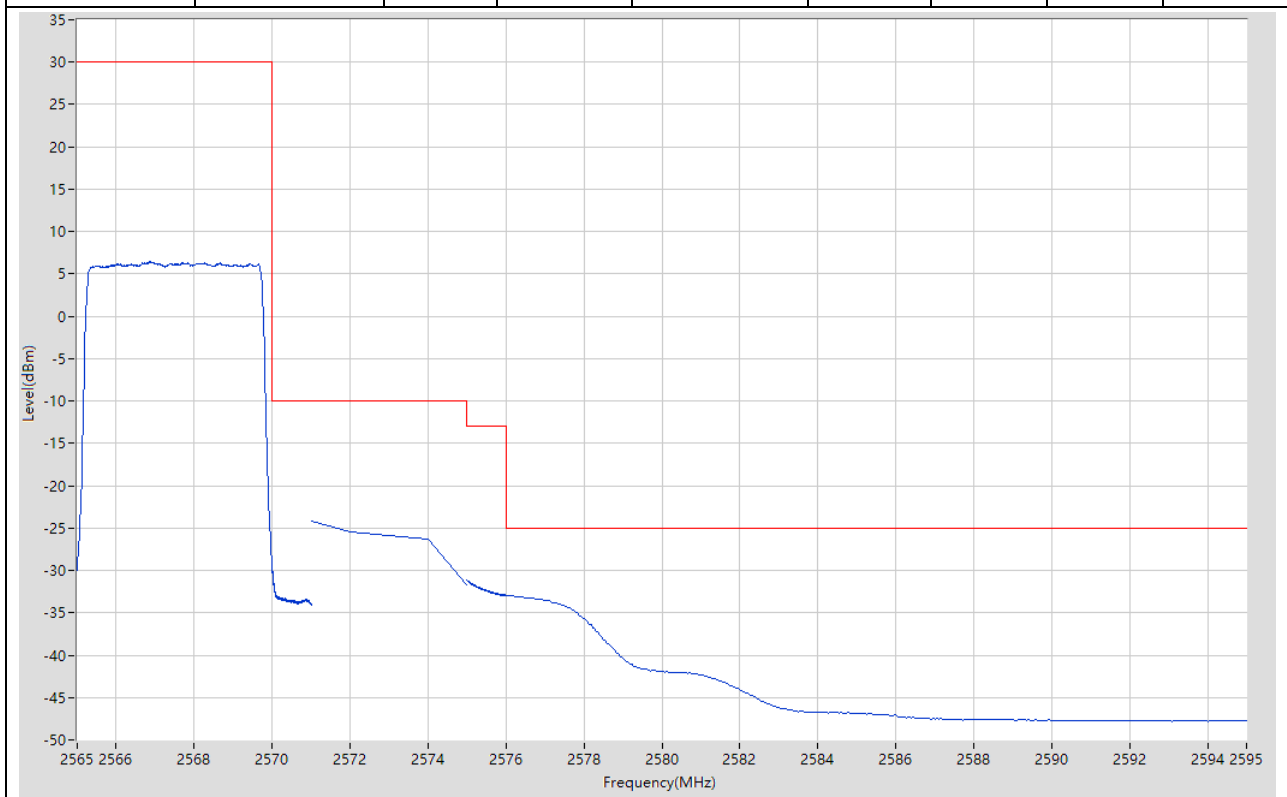
Start Frequency (MHz)	Stop Frequency (MHz)	RBW (MHz)	Detector	Frequency (MHz)	Power (dBm)	Limit (dBm)	Verdict	Sweep Point
2565	2570	0.1	RMS	2569.65	20.89	30	Pass	401
2570	2571	0.051	RMS	2570	-21.46	-10	Pass	401
2571	2575	1	RMS	2571	-34.23	-10	Pass	5
2575	2576	1	RMS	2575.005	-42.74	-13	Pass	401
2576	2595	1	RMS	2578.138	-45.59	-25	Pass	401





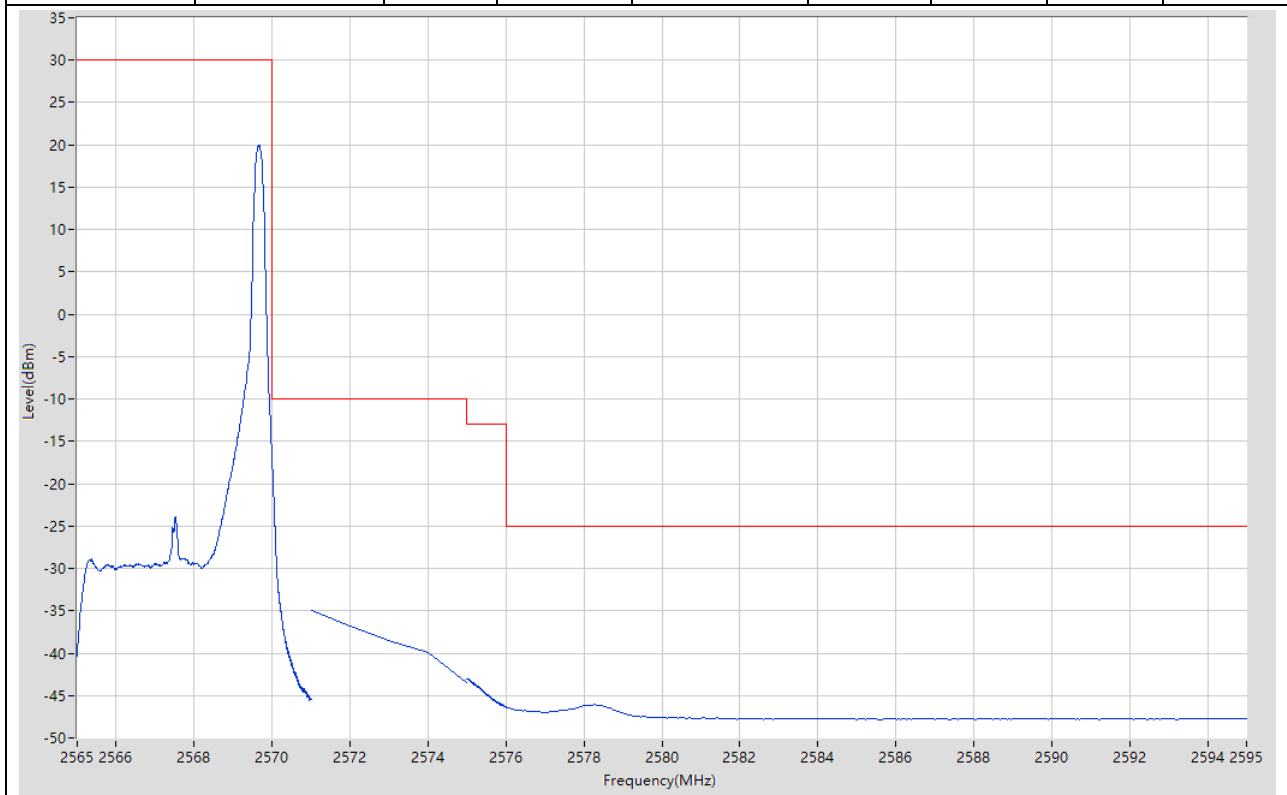
**9.6. LTE Band Edge\_Part22-24-27(NTNV)(Subtest:6, Channel:21425, Bandwidth:5, Modulation:QPSK, RB Number: 25, RB Position:HIGH)**

Start Frequency (MHz)	Stop Frequency (MHz)	RBW (MHz)	Detector	Frequency (MHz)	Power (dBm)	Limit (dBm)	Verdict	Sweep Point
2565	2570	0.1	RMS	2566.888	6.46	30	Pass	401
2570	2571	0.1	RMS	2570.003	-29.56	-10	Pass	401
2571	2575	1	RMS	2571	-24.22	-10	Pass	5
2575	2576	1	RMS	2575.005	-31.18	-13	Pass	401
2576	2595	1	RMS	2576	-32.94	-25	Pass	401



**9.7. LTE Band Edge\_Part22-24-27(NTNV)(Subtest:7, Channel:21425, Bandwidth:5, Modulation:Q16, RB Number: 1, RB Position:HIGH)**

Start Frequency (MHz)	Stop Frequency (MHz)	RBW (MHz)	Detector	Frequency (MHz)	Power (dBm)	Limit (dBm)	Verdict	Sweep Point
2565	2570	0.1	RMS	2569.663	19.95	30	Pass	401
2570	2571	0.1	RMS	2570	-17.18	-10	Pass	401
2571	2575	1	RMS	2571	-35	-10	Pass	5
2575	2576	1	RMS	2575.008	-43.01	-13	Pass	401
2576	2595	1	RMS	2578.28	-46.09	-25	Pass	401



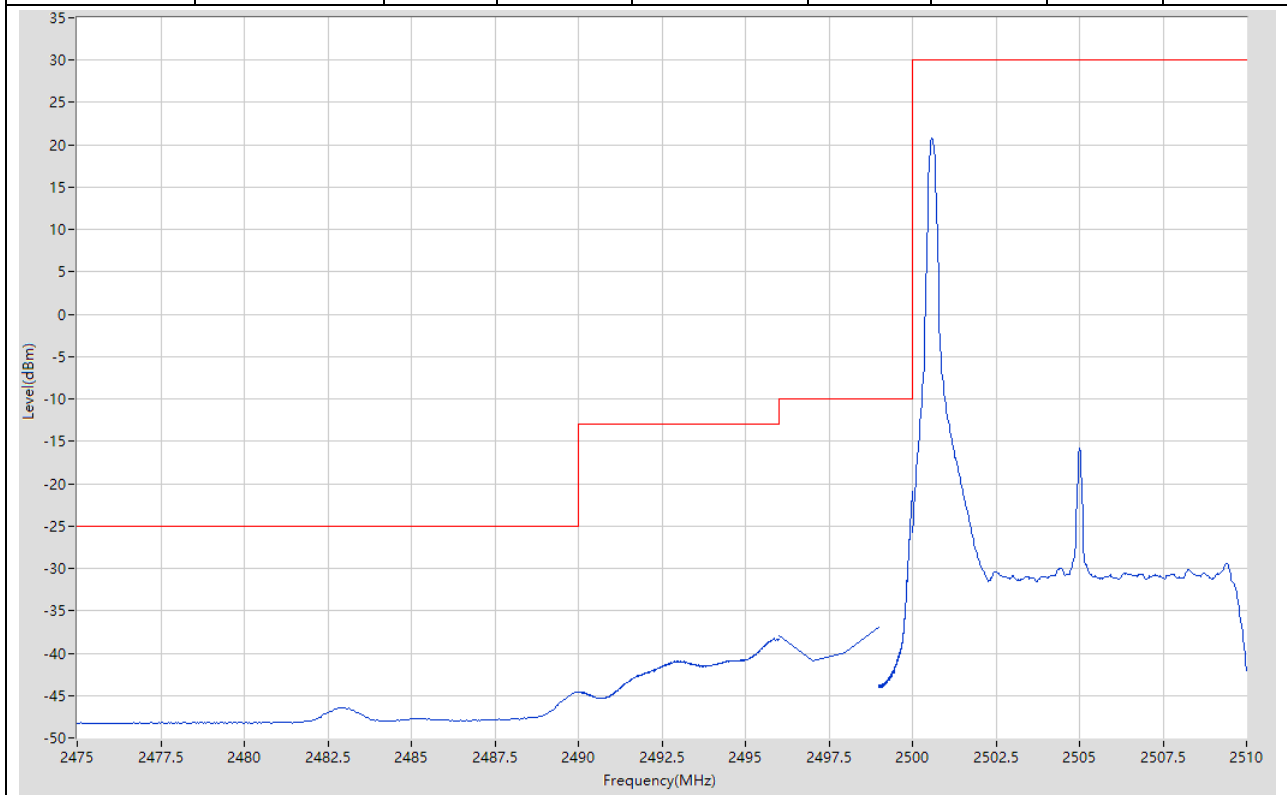
**9.8. LTE Band Edge\_Part22-24-27(NTNV)(Subtest:8, Channel:21425, Bandwidth:5, Modulation:Q16, RB Number: 25, RB Position:HIGH)**

Start Frequency (MHz)	Stop Frequency (MHz)	RBW (MHz)	Detector	Frequency (MHz)	Power (dBm)	Limit (dBm)	Verdict	Sweep Point
2565	2570	0.1	RMS	2567.513	5.47	30	Pass	401
2570	2571	0.1	RMS	2570	-30.2	-10	Pass	401
2571	2575	1	RMS	2571	-24.93	-10	Pass	5
2575	2576	1	RMS	2575	-31.13	-13	Pass	401
2576	2595	1	RMS	2576	-33.48	-25	Pass	401



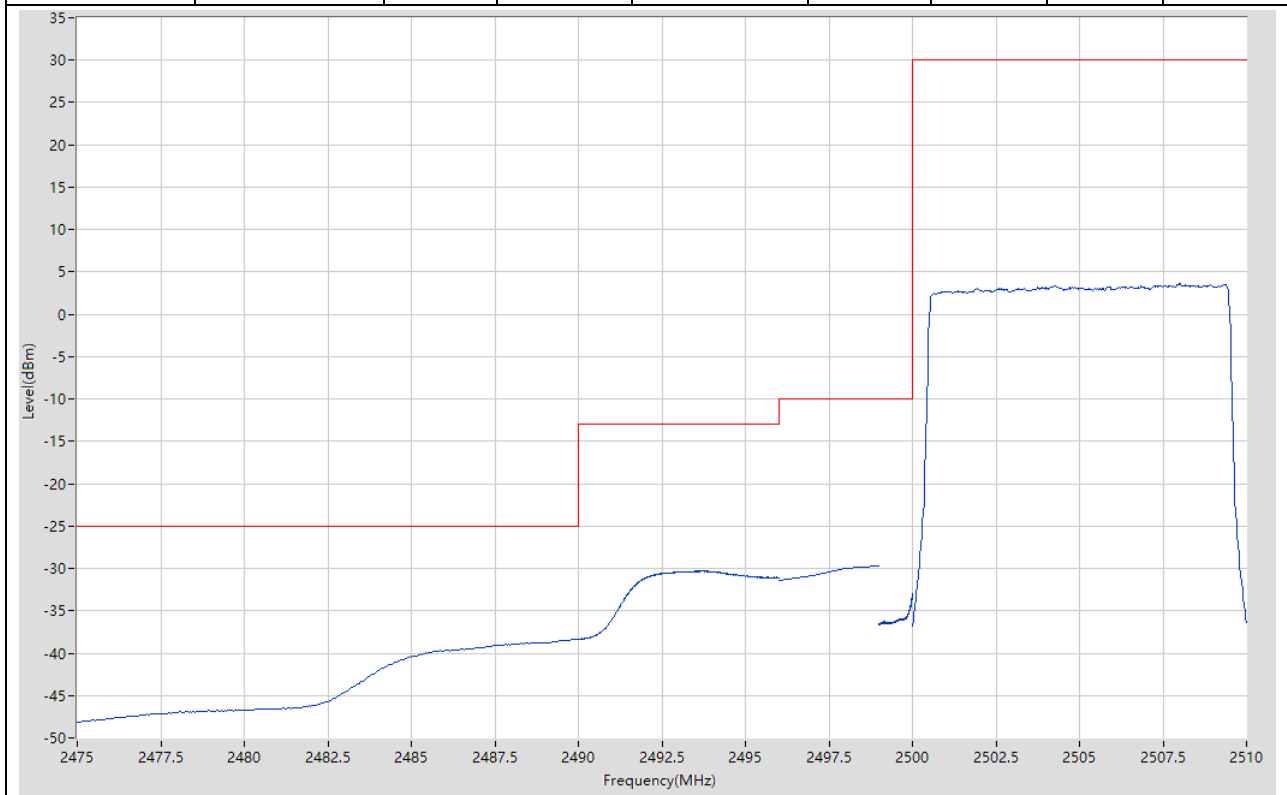
**9.9. LTE Band Edge\_Part22-24-27(NTNV)(Subtest:9, Channel:20800, Bandwidth:10, Modulation:QPSK, RB Number: 1, RB Position:LOW)**

Start Frequency (MHz)	Stop Frequency (MHz)	RBW (MHz)	Detector	Frequency (MHz)	Power (dBm)	Limit (dBm)	Verdict	Sweep Point
2475	2490	1	RMS	2489.925	-44.6	-25	Pass	401
2490	2496	1	RMS	2495.88	-38.19	-13	Pass	401
2496	2499	1	RMS	2499	-36.99	-10	Pass	4
2499	2500	0.2	RMS	2499.998	-20.88	-10	Pass	401
2500	2510	0.1	RMS	2500.575	20.79	30	Pass	401



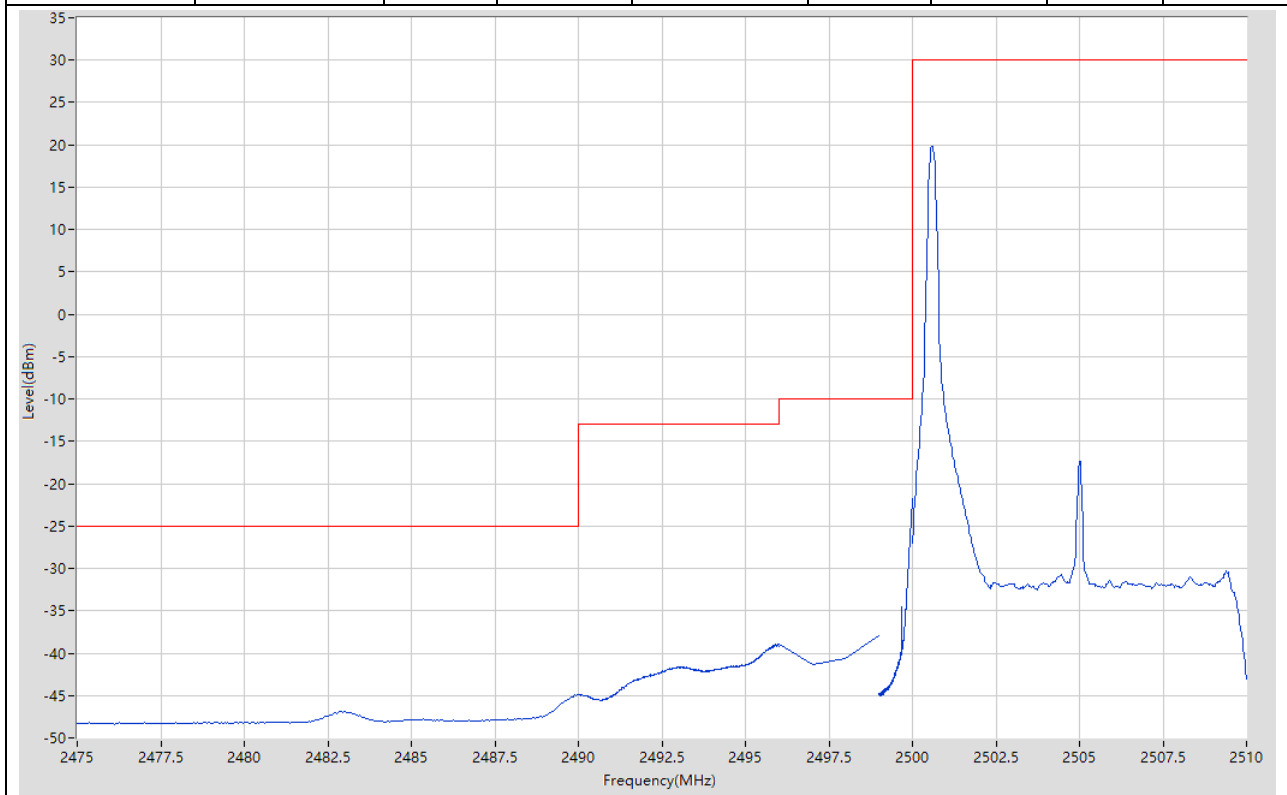
**9.10. LTE Band Edge\_Part22-24-27(NTNV)(Subtest:10, Channel:20800, Bandwidth:10, Modulation:QPSK, RB Number: 50, RB Position:LOW)**

Start Frequency (MHz)	Stop Frequency (MHz)	RBW (MHz)	Detector	Frequency (MHz)	Power (dBm)	Limit (dBm)	Verdict	Sweep Point
2475	2490	1	RMS	2490	-38.35	-25	Pass	401
2490	2496	1	RMS	2493.72	-30.3	-13	Pass	401
2496	2499	1	RMS	2499	-29.72	-10	Pass	4
2499	2500	0.2	RMS	2500	-32.99	-10	Pass	401
2500	2510	0.1	RMS	2508	3.62	30	Pass	401



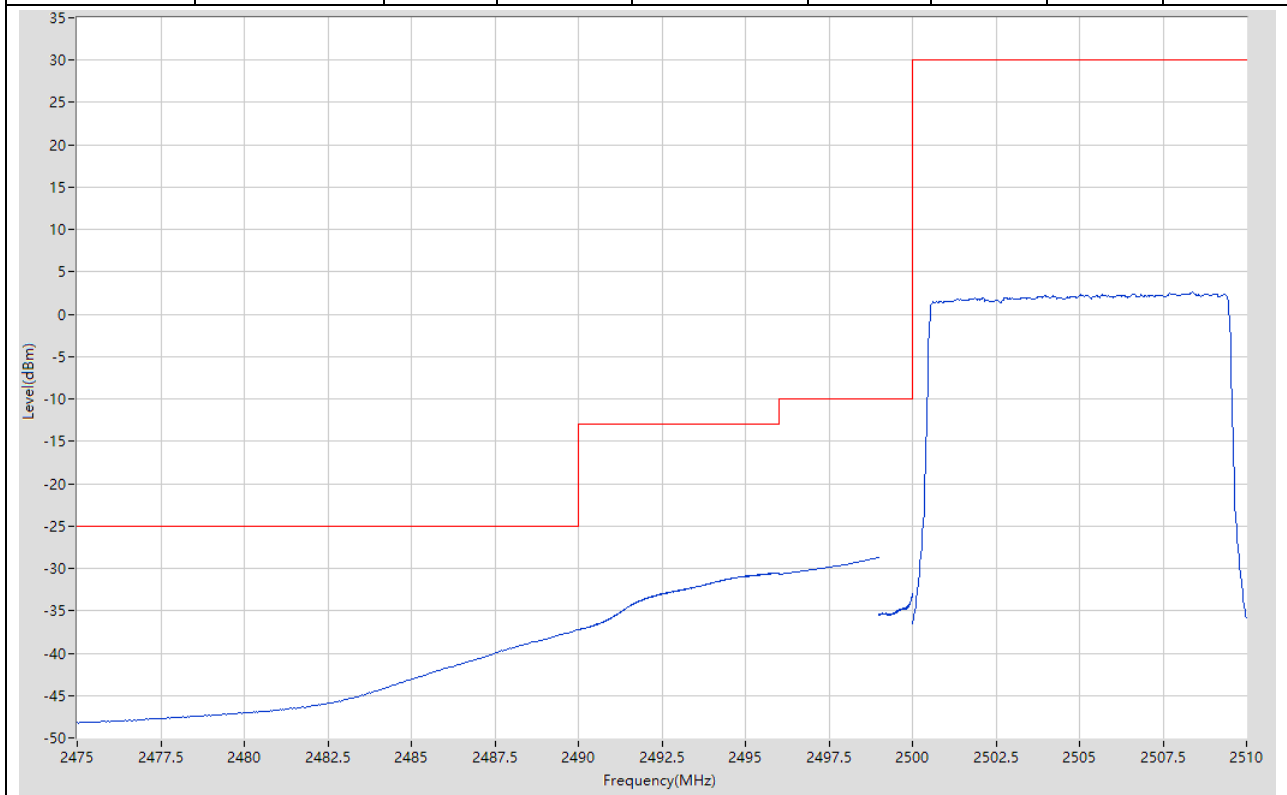
**9.11. LTE Band Edge\_Part22-24-27(NTNV)(Subtest:11, Channel:20800, Bandwidth:10, Modulation:Q16, RB Number: 1, RB Position:LOW)**

Start Frequency (MHz)	Stop Frequency (MHz)	RBW (MHz)	Detector	Frequency (MHz)	Power (dBm)	Limit (dBm)	Verdict	Sweep Point
2475	2490	1	RMS	2490	-44.9	-25	Pass	401
2490	2496	1	RMS	2495.955	-38.87	-13	Pass	401
2496	2499	1	RMS	2499	-37.91	-10	Pass	4
2499	2500	0.2	RMS	2500	-21.81	-10	Pass	401
2500	2510	0.1	RMS	2500.6	19.88	30	Pass	401



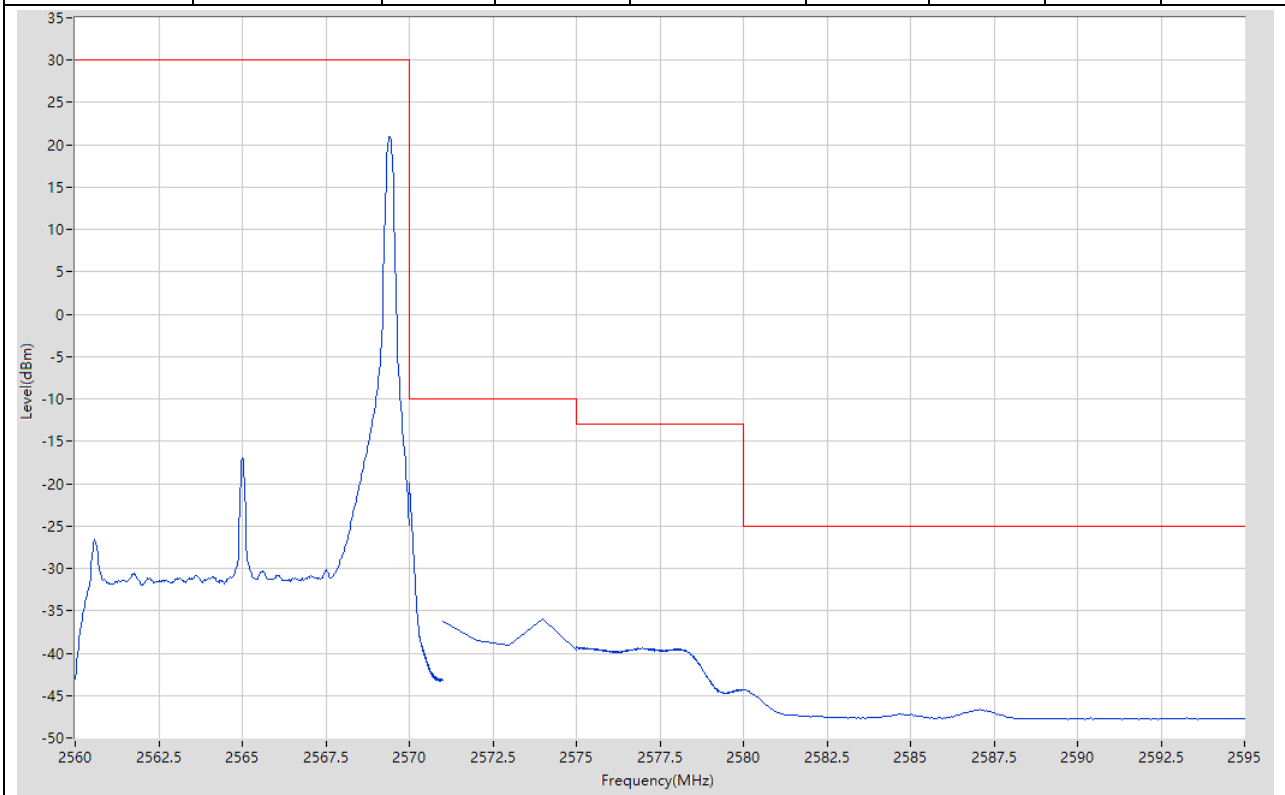
**9.12. LTE Band Edge\_Part22-24-27(NTNV)(Subtest:12, Channel:20800, Bandwidth:10, Modulation:Q16, RB Number: 50, RB Position:LOW)**

Start Frequency (MHz)	Stop Frequency (MHz)	RBW (MHz)	Detector	Frequency (MHz)	Power (dBm)	Limit (dBm)	Verdict	Sweep Point
2475	2490	1	RMS	2490	-37.23	-25	Pass	401
2490	2496	1	RMS	2496	-30.51	-13	Pass	401
2496	2499	1	RMS	2499	-28.75	-10	Pass	4
2499	2500	0.2	RMS	2500	-33.02	-10	Pass	401
2500	2510	0.1	RMS	2508.375	2.59	30	Pass	401



**9.13. LTE Band Edge\_Part22-24-27(NTNV)(Subtest:13, Channel:21400, Bandwidth:10, Modulation:QPSK, RB Number: 1, RB Position:HIGH)**

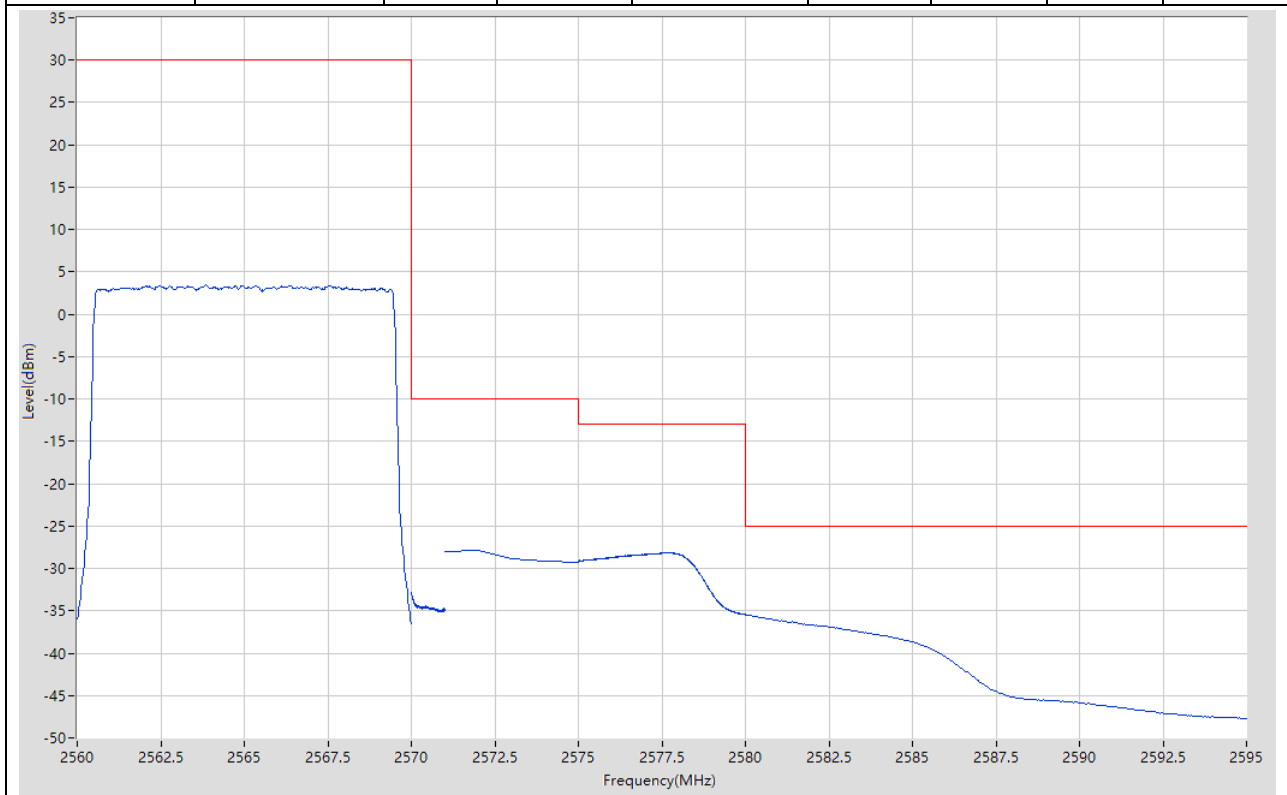
Start Frequency (MHz)	Stop Frequency (MHz)	RBW (MHz)	Detector	Frequency (MHz)	Power (dBm)	Limit (dBm)	Verdict	Sweep Point
2560	2570	0.1	RMS	2569.425	20.97	30	Pass	401
2570	2571	0.2	RMS	2570	-19.95	-10	Pass	401
2571	2575	1	RMS	2574	-35.98	-10	Pass	5
2575	2580	1	RMS	2575.013	-39.28	-13	Pass	401
2580	2595	1	RMS	2580.038	-44.33	-25	Pass	401





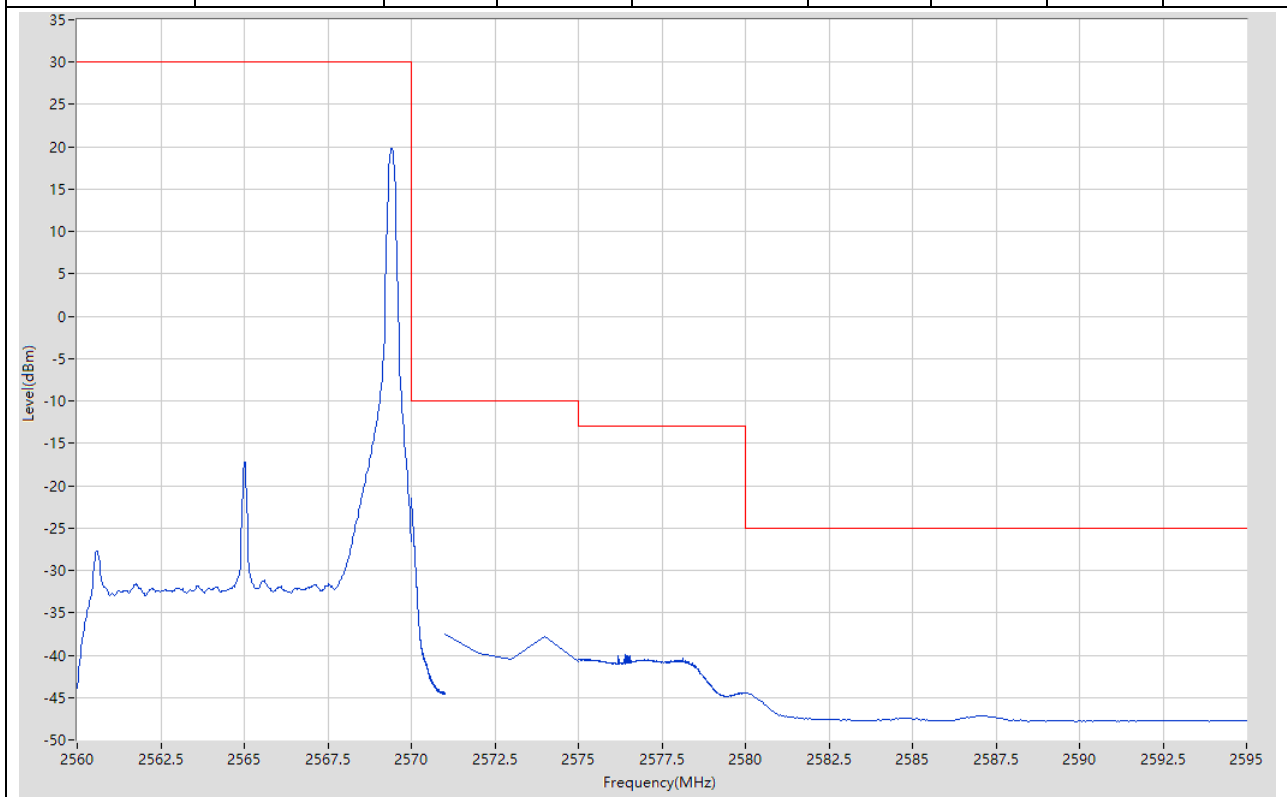
**9.14. LTE Band Edge\_Part22-24-27(NTNV)(Subtest:14, Channel:21400, Bandwidth:10, Modulation:QPSK, RB Number: 50, RB Position:HIGH)**

Start Frequency (MHz)	Stop Frequency (MHz)	RBW (MHz)	Detector	Frequency (MHz)	Power (dBm)	Limit (dBm)	Verdict	Sweep Point
2560	2570	0.1	RMS	2563.85	3.45	30	Pass	401
2570	2571	0.2	RMS	2570.003	-32.83	-10	Pass	401
2571	2575	1	RMS	2572	-27.9	-10	Pass	5
2575	2580	1	RMS	2577.713	-28.16	-13	Pass	401
2580	2595	1	RMS	2580	-35.45	-25	Pass	401



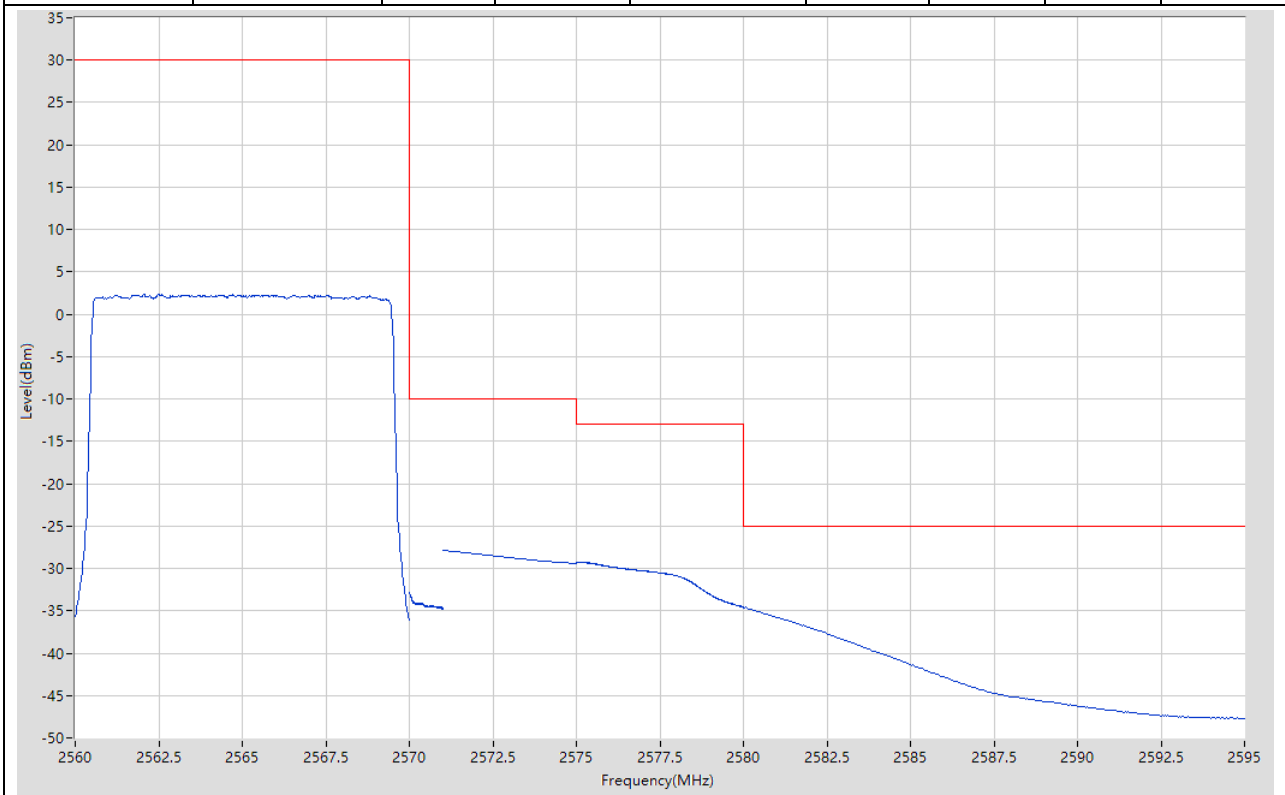
**9.15. LTE Band Edge\_Part22-24-27(NTNV)(Subtest:15, Channel:21400, Bandwidth:10, Modulation:Q16, RB Number: 1, RB Position:HIGH)**

Start Frequency (MHz)	Stop Frequency (MHz)	RBW (MHz)	Detector	Frequency (MHz)	Power (dBm)	Limit (dBm)	Verdict	Sweep Point
2560	2570	0.1	RMS	2569.4	19.85	30	Pass	401
2570	2571	0.2	RMS	2570	-21.49	-10	Pass	401
2571	2575	1	RMS	2571	-37.54	-10	Pass	5
2575	2580	1	RMS	2576.388	-39.97	-13	Pass	401
2580	2595	1	RMS	2580.038	-44.46	-25	Pass	401



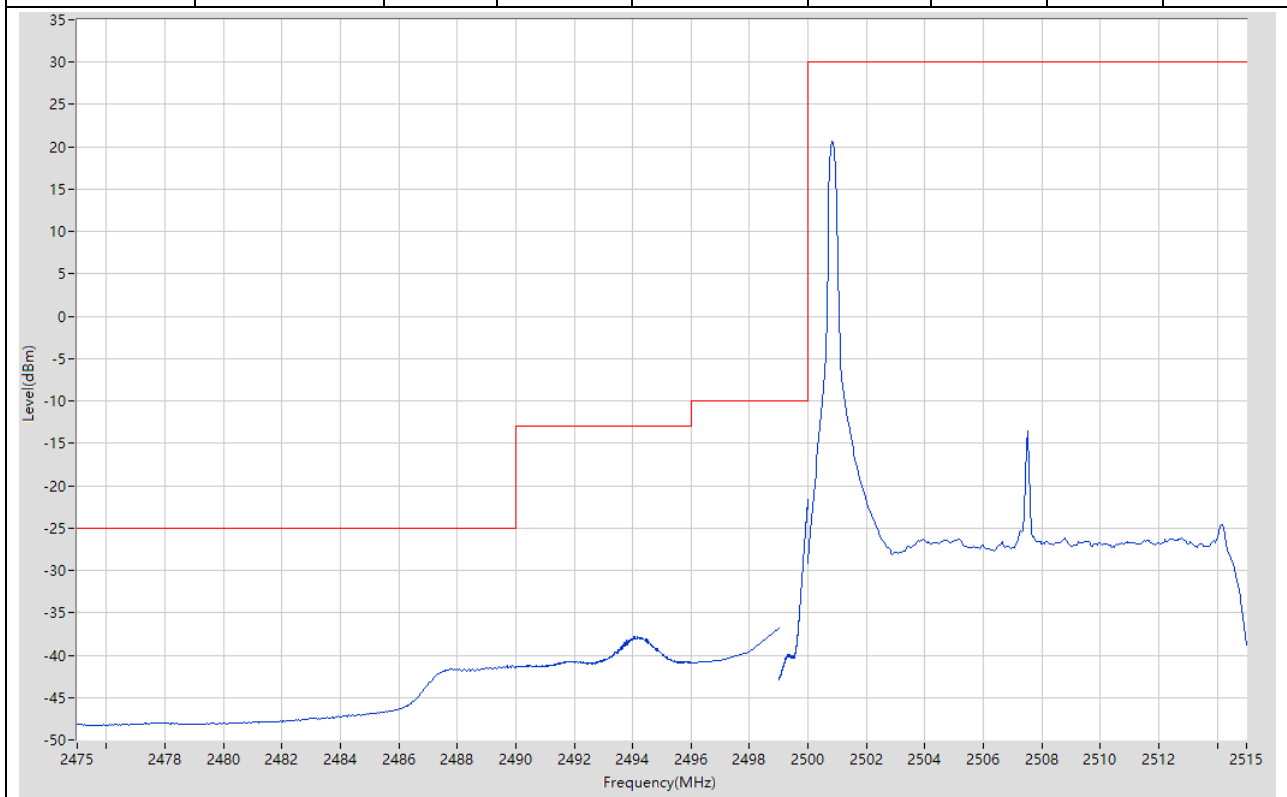
**9.16. LTE Band Edge\_Part22-24-27(NTNV)(Subtest:16, Channel:21400, Bandwidth:10, Modulation:Q16, RB Number: 50, RB Position:HIGH)**

Start Frequency (MHz)	Stop Frequency (MHz)	RBW (MHz)	Detector	Frequency (MHz)	Power (dBm)	Limit (dBm)	Verdict	Sweep Point
2560	2570	0.1	RMS	2562.525	2.35	30	Pass	401
2570	2571	0.2	RMS	2570.003	-32.8	-10	Pass	401
2571	2575	1	RMS	2571	-27.84	-10	Pass	5
2575	2580	1	RMS	2575.025	-29.22	-13	Pass	401
2580	2595	1	RMS	2580	-34.58	-25	Pass	401



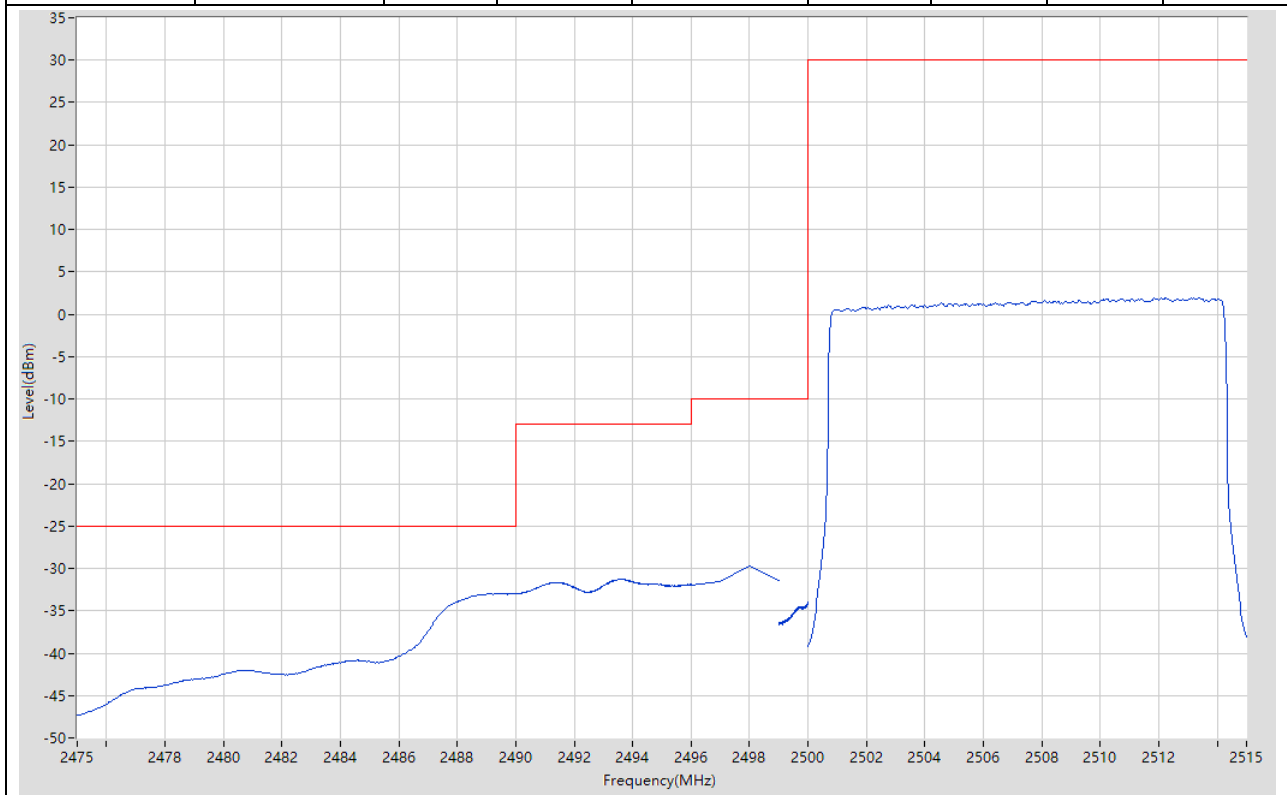
**9.17. LTE Band Edge\_Part22-24-27(NTNV)(Subtest:17, Channel:20825, Bandwidth:15, Modulation:QPSK, RB Number: 1, RB Position:LOW)**

Start Frequency (MHz)	Stop Frequency (MHz)	RBW (MHz)	Detector	Frequency (MHz)	Power (dBm)	Limit (dBm)	Verdict	Sweep Point
2475	2490	1	RMS	2489.888	-41.14	-25	Pass	401
2490	2496	1	RMS	2494.155	-37.77	-13	Pass	401
2496	2499	1	RMS	2499	-36.73	-10	Pass	4
2499	2500	0.3	RMS	2500	-21.59	-10	Pass	401
2500	2515	0.1	RMS	2500.825	20.62	30	Pass	401



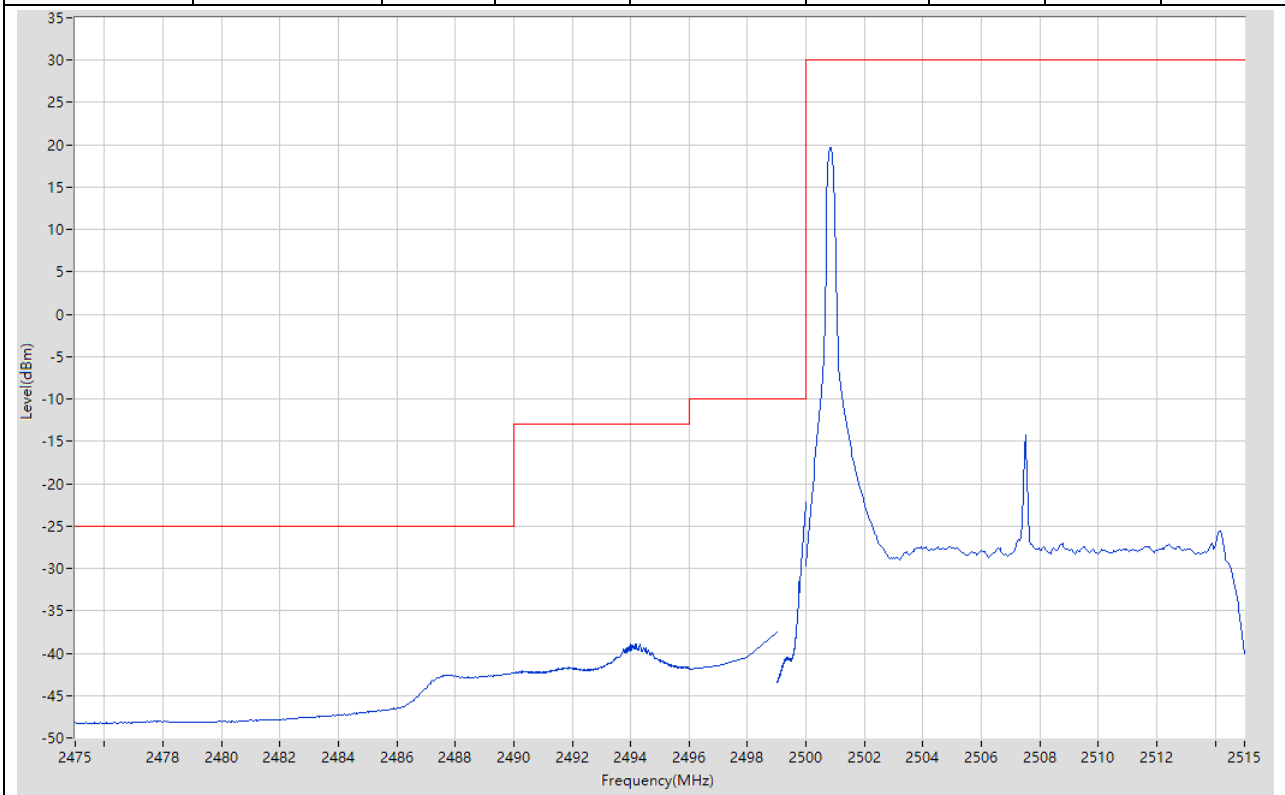
**9.18. LTE Band Edge\_Part22-24-27(NTNV)(Subtest:18, Channel:20825, Bandwidth:15, Modulation:QPSK, RB Number: 75, RB Position:LOW)**

Start Frequency (MHz)	Stop Frequency (MHz)	RBW (MHz)	Detector	Frequency (MHz)	Power (dBm)	Limit (dBm)	Verdict	Sweep Point
2475	2490	1	RMS	2489.475	-32.95	-25	Pass	401
2490	2496	1	RMS	2493.555	-31.23	-13	Pass	401
2496	2499	1	RMS	2498	-29.7	-10	Pass	4
2499	2500	0.3	RMS	2500	-34	-10	Pass	401
2500	2515	0.1	RMS	2513.125	1.99	30	Pass	401



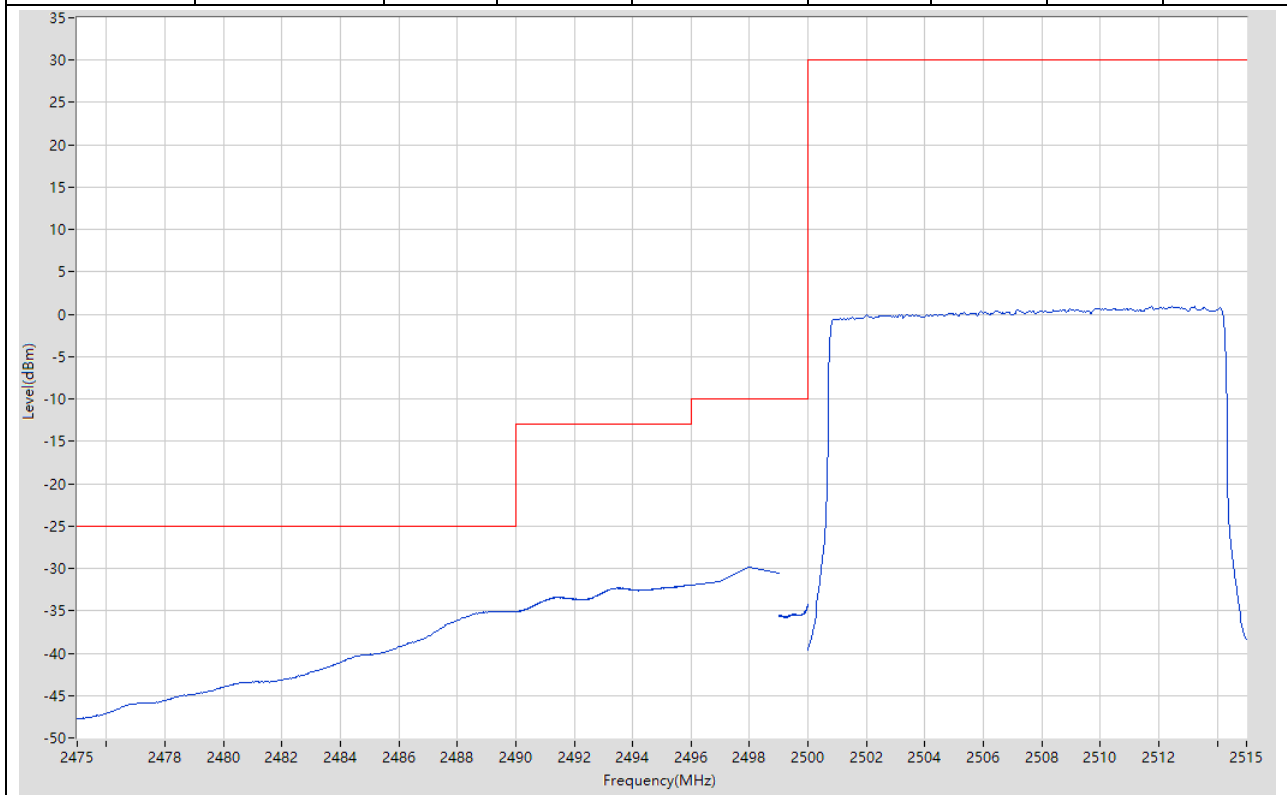
**9.19. LTE Band Edge\_Part22-24-27(NTNV)(Subtest:19, Channel:20825, Bandwidth:15, Modulation:Q16, RB Number: 1, RB Position:LOW)**

Start Frequency (MHz)	Stop Frequency (MHz)	RBW (MHz)	Detector	Frequency (MHz)	Power (dBm)	Limit (dBm)	Verdict	Sweep Point
2475	2490	1	RMS	2490	-42.34	-25	Pass	401
2490	2496	1	RMS	2494.17	-38.92	-13	Pass	401
2496	2499	1	RMS	2499	-37.47	-10	Pass	4
2499	2500	0.3	RMS	2500	-22.21	-10	Pass	401
2500	2515	0.1	RMS	2500.863	19.7	30	Pass	401



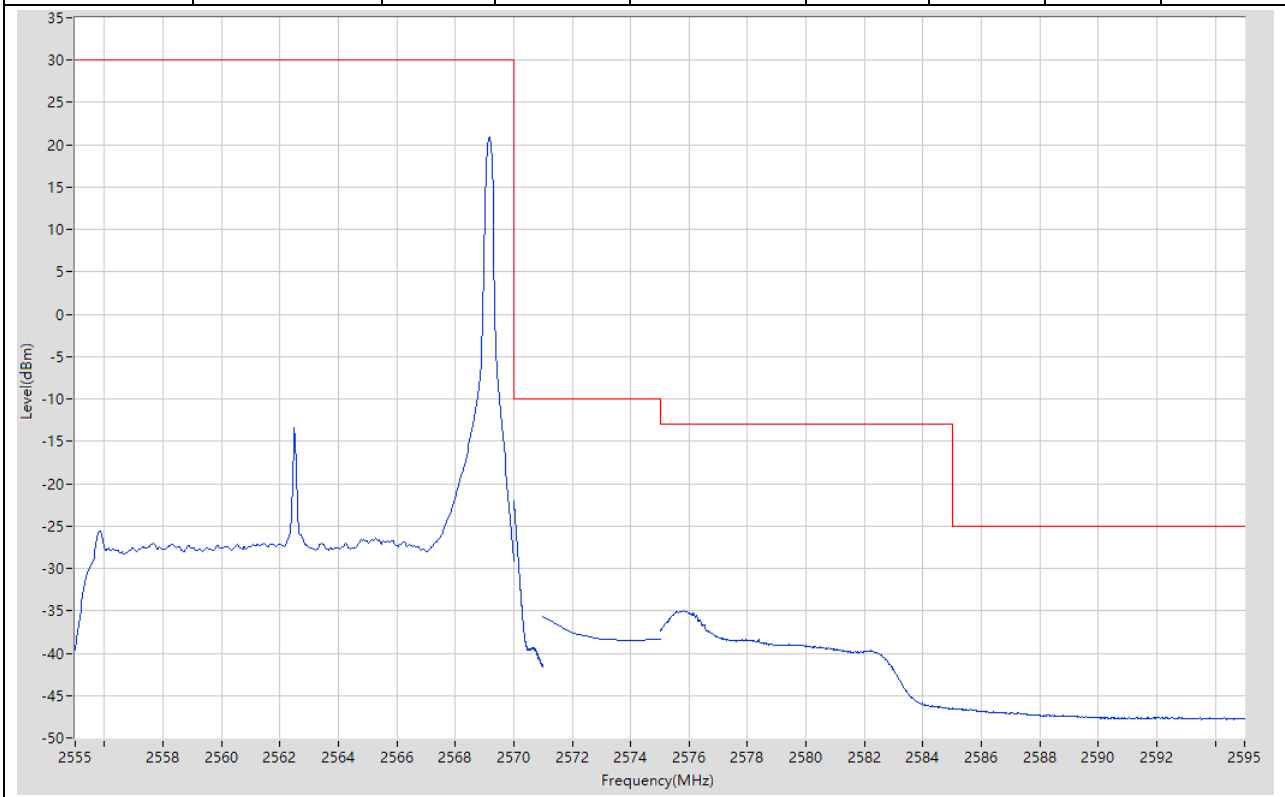
**9.20. LTE Band Edge\_Part22-24-27(NTNV)(Subtest:20, Channel:20825, Bandwidth:15, Modulation:Q16, RB Number: 75, RB Position:LOW)**

Start Frequency (MHz)	Stop Frequency (MHz)	RBW (MHz)	Detector	Frequency (MHz)	Power (dBm)	Limit (dBm)	Verdict	Sweep Point
2475	2490	1	RMS	2489.963	-35.06	-25	Pass	401
2490	2496	1	RMS	2496	-31.91	-13	Pass	401
2496	2499	1	RMS	2498	-29.84	-10	Pass	4
2499	2500	0.3	RMS	2500	-34.27	-10	Pass	401
2500	2515	0.1	RMS	2512.45	0.9	30	Pass	401



**9.21. LTE Band Edge\_Part22-24-27(NTNV)(Subtest:21, Channel:21375, Bandwidth:15, Modulation:QPSK, RB Number: 1, RB Position:HIGH)**

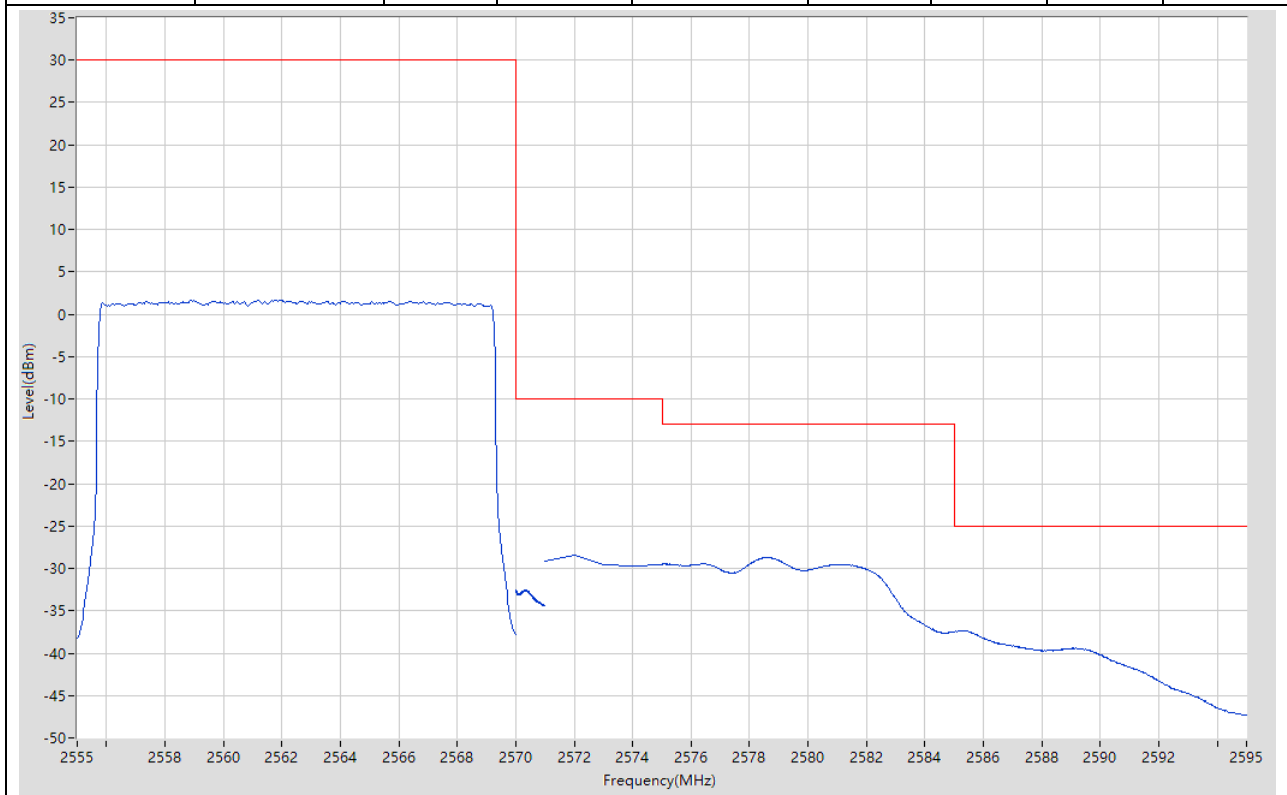
Start Frequency (MHz)	Stop Frequency (MHz)	RBW (MHz)	Detector	Frequency (MHz)	Power (dBm)	Limit (dBm)	Verdict	Sweep Point
2555	2570	0.1	RMS	2569.175	20.88	30	Pass	401
2570	2571	0.3	RMS	2570	-22.02	-10	Pass	401
2571	2575	1	RMS	2571	-35.7	-10	Pass	5
2575	2585	1	RMS	2575.8	-35.01	-13	Pass	401
2585	2595	1	RMS	2585	-46.5	-25	Pass	401





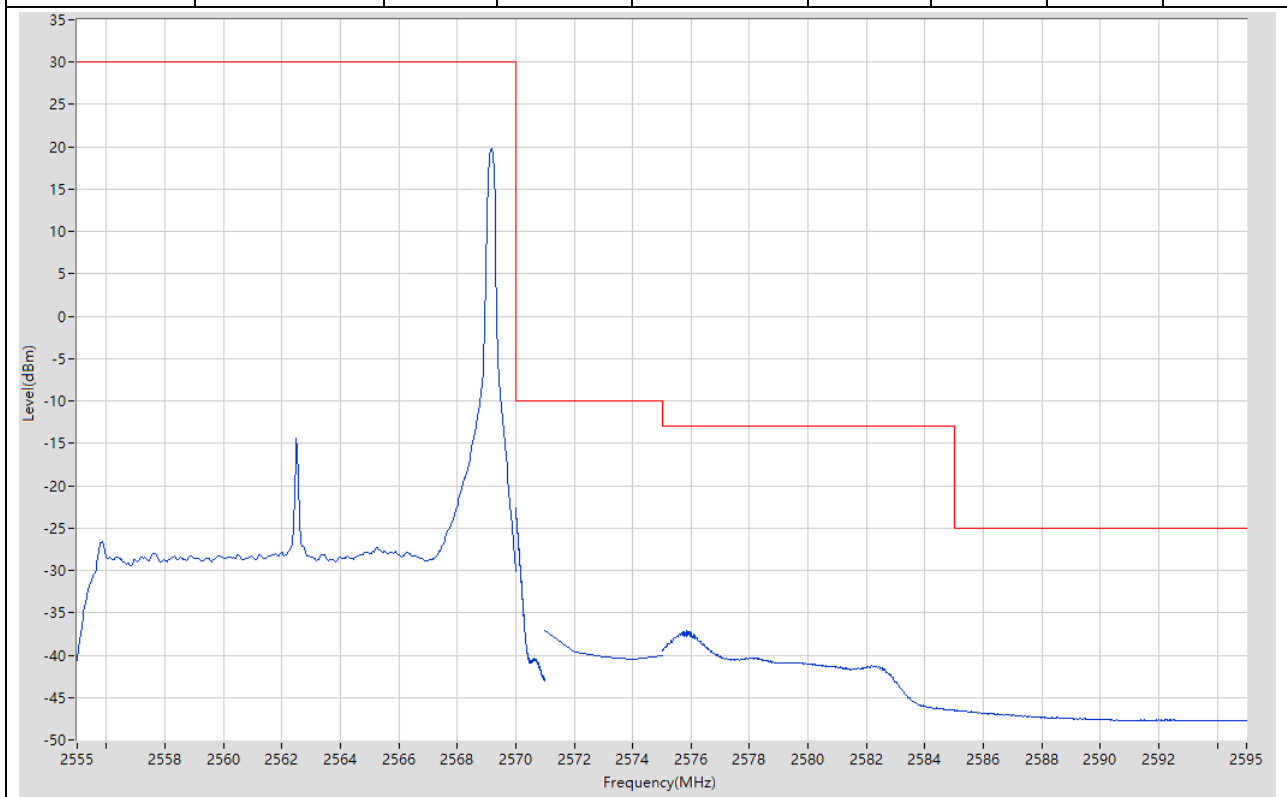
**9.22. LTE Band Edge\_Part22-24-27(NTNV)(Subtest:22, Channel:21375, Bandwidth:15, Modulation:QPSK, RB Number: 75, RB Position:HIGH)**

Start Frequency (MHz)	Stop Frequency (MHz)	RBW (MHz)	Detector	Frequency (MHz)	Power (dBm)	Limit (dBm)	Verdict	Sweep Point
2555	2570	0.1	RMS	2561.825	1.69	30	Pass	401
2570	2571	0.3	RMS	2570	-32.54	-10	Pass	401
2571	2575	1	RMS	2572	-28.38	-10	Pass	5
2575	2585	1	RMS	2578.575	-28.71	-13	Pass	401
2585	2595	1	RMS	2585.275	-37.35	-25	Pass	401



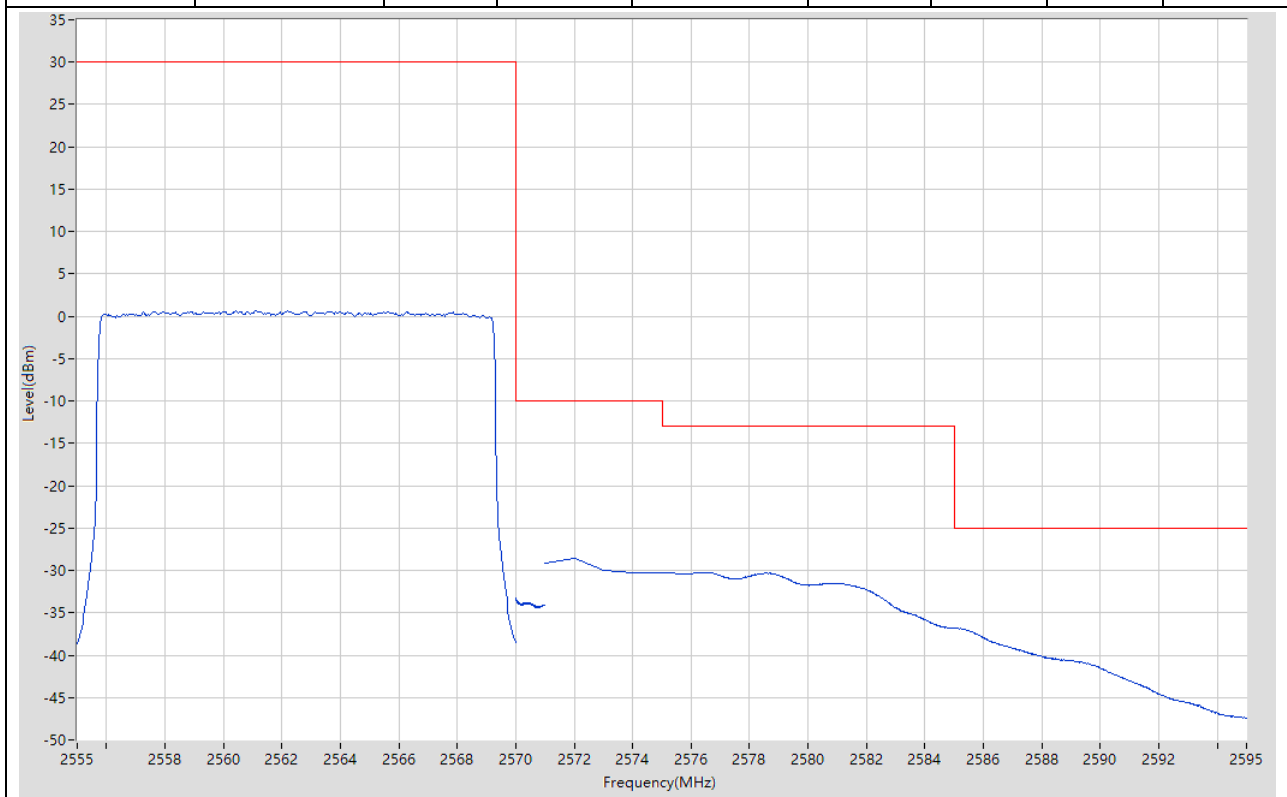
**9.23. LTE Band Edge\_Part22-24-27(NTNV)(Subtest:23, Channel:21375, Bandwidth:15, Modulation:Q16, RB Number: 1, RB Position:HIGH)**

Start Frequency (MHz)	Stop Frequency (MHz)	RBW (MHz)	Detector	Frequency (MHz)	Power (dBm)	Limit (dBm)	Verdict	Sweep Point
2555	2570	0.1	RMS	2569.175	19.76	30	Pass	401
2570	2571	0.3	RMS	2570.003	-22.55	-10	Pass	401
2571	2575	1	RMS	2571	-37.09	-10	Pass	5
2575	2585	1	RMS	2575.825	-37.16	-13	Pass	401
2585	2595	1	RMS	2585.025	-46.5	-25	Pass	401



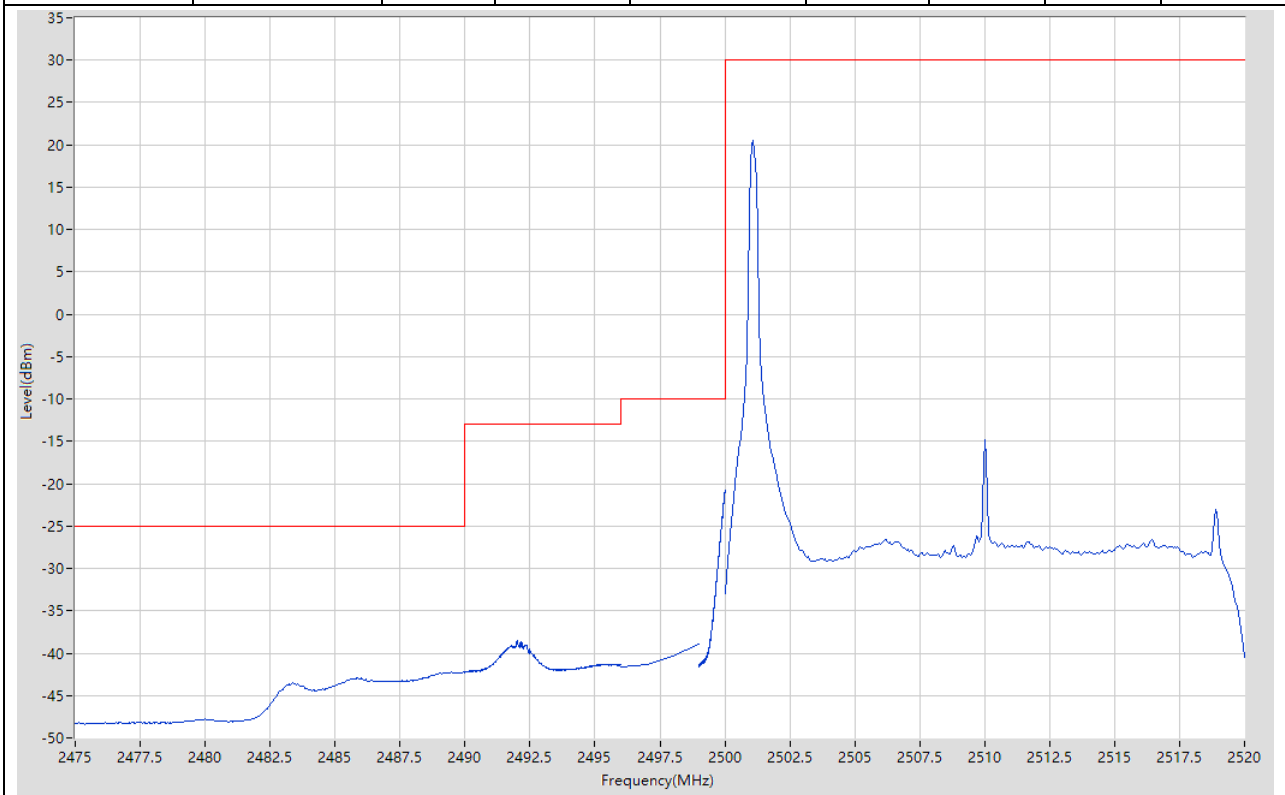
**9.24. LTE Band Edge\_Part22-24-27(NTNV)(Subtest:24, Channel:21375, Bandwidth:15, Modulation:Q16, RB Number: 75, RB Position:HIGH)**

Start Frequency (MHz)	Stop Frequency (MHz)	RBW (MHz)	Detector	Frequency (MHz)	Power (dBm)	Limit (dBm)	Verdict	Sweep Point
2555	2570	0.1	RMS	2561.075	0.62	30	Pass	401
2570	2571	0.3	RMS	2570.003	-33.28	-10	Pass	401
2571	2575	1	RMS	2572	-28.61	-10	Pass	5
2575	2585	1	RMS	2576.35	-30.21	-13	Pass	401
2585	2595	1	RMS	2585	-36.81	-25	Pass	401



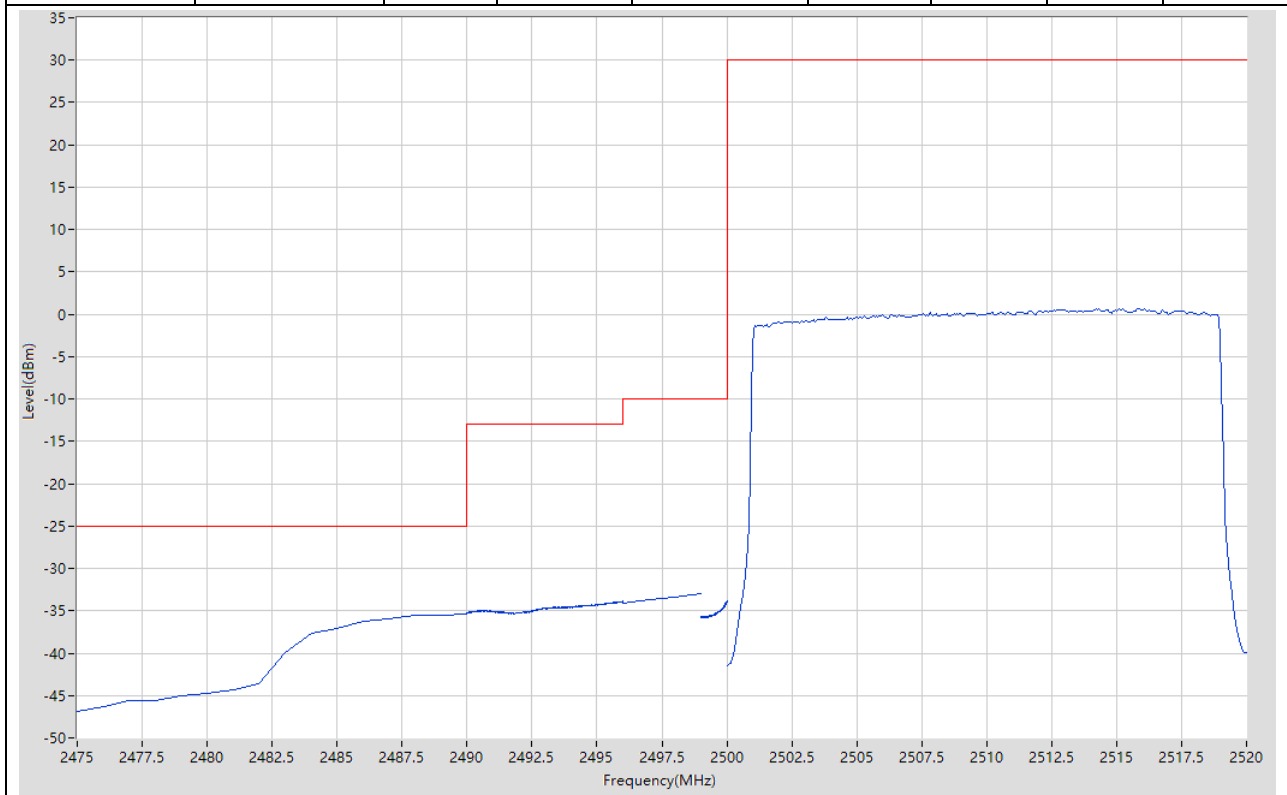
**9.25. LTE Band Edge\_Part22-24-27(NTNV)(Subtest:25, Channel:20850, Bandwidth:20, Modulation:QPSK, RB Number: 1, RB Position:LOW)**

Start Frequency (MHz)	Stop Frequency (MHz)	RBW (MHz)	Detector	Frequency (MHz)	Power (dBm)	Limit (dBm)	Verdict	Sweep Point
2475	2490	1	RMS	2489.963	-42.25	-25	Pass	401
2490	2496	1	RMS	2492.01	-38.57	-13	Pass	401
2496	2499	1	RMS	2499	-38.89	-10	Pass	4
2499	2500	0.51	RMS	2500	-20.77	-10	Pass	401
2500	2520	0.1	RMS	2501.1	20.58	30	Pass	401



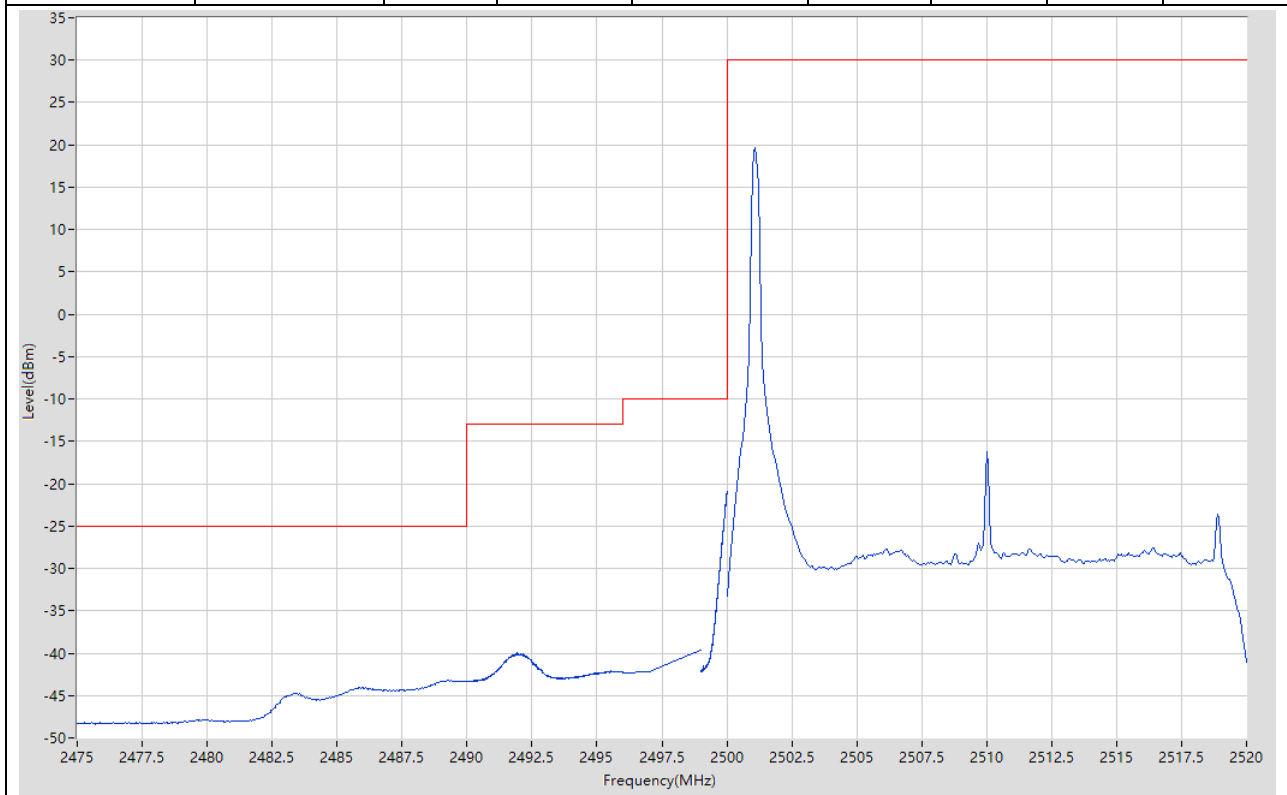
**9.26. LTE Band Edge\_Part22-24-27(NTNV)(Subtest:26, Channel:20850, Bandwidth:20, Modulation:QPSK, RB Number: 100, RB Position:LOW)**

Start Frequency (MHz)	Stop Frequency (MHz)	RBW (MHz)	Detector	Frequency (MHz)	Power (dBm)	Limit (dBm)	Verdict	Sweep Point
2475	2490	1	RMS	2490	-35.39	-25	Pass	16
2490	2496	1	RMS	2496	-33.87	-13	Pass	401
2496	2499	1	RMS	2499	-33.03	-10	Pass	4
2499	2500	0.51	RMS	2500	-33.84	-10	Pass	401
2500	2520	0.1	RMS	2514.3	0.69	30	Pass	401



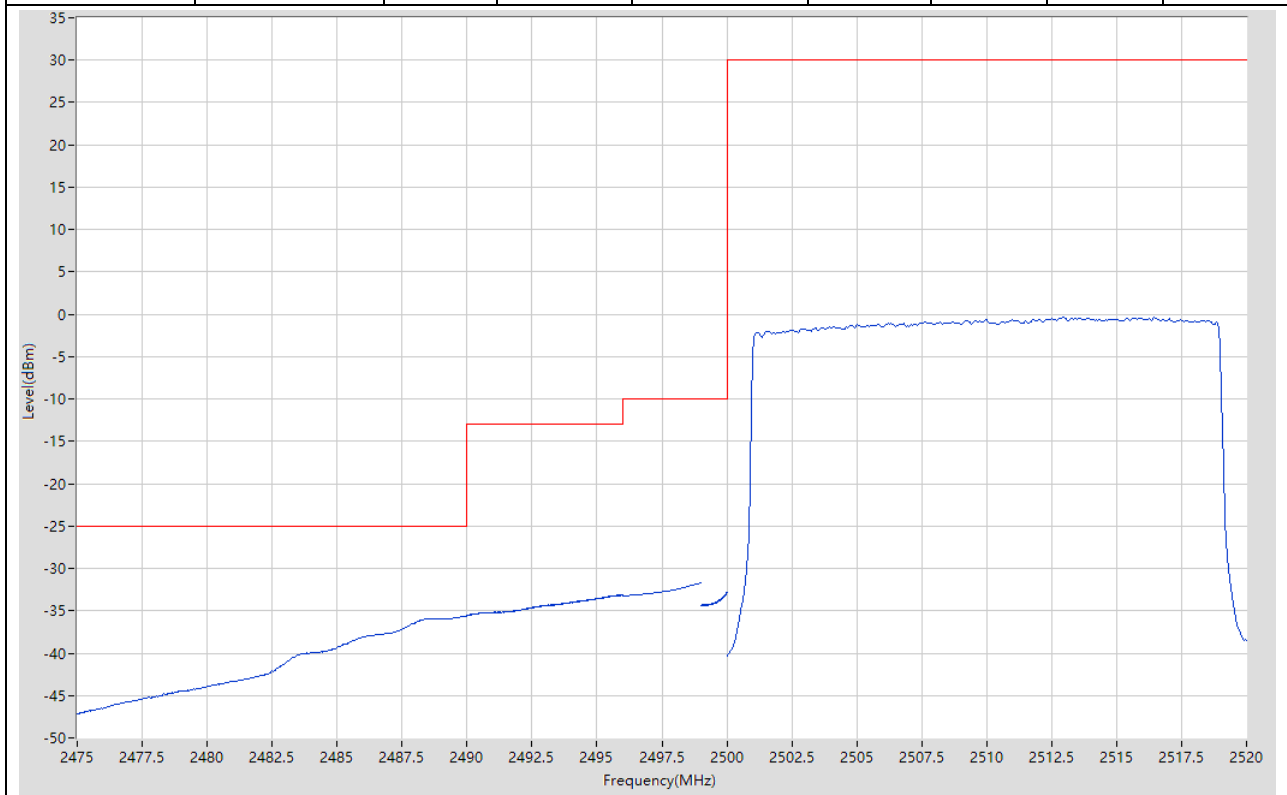
**9.27. LTE Band Edge\_Part22-24-27(NTNV)(Subtest:27, Channel:20850, Bandwidth:20, Modulation:Q16, RB Number: 1, RB Position:LOW)**

Start Frequency (MHz)	Stop Frequency (MHz)	RBW (MHz)	Detector	Frequency (MHz)	Power (dBm)	Limit (dBm)	Verdict	Sweep Point
2475	2490	1	RMS	2489.363	-43.2	-25	Pass	401
2490	2496	1	RMS	2491.92	-39.99	-13	Pass	401
2496	2499	1	RMS	2499	-39.62	-10	Pass	4
2499	2500	0.51	RMS	2500	-20.94	-10	Pass	401
2500	2520	0.1	RMS	2501.1	19.73	30	Pass	401



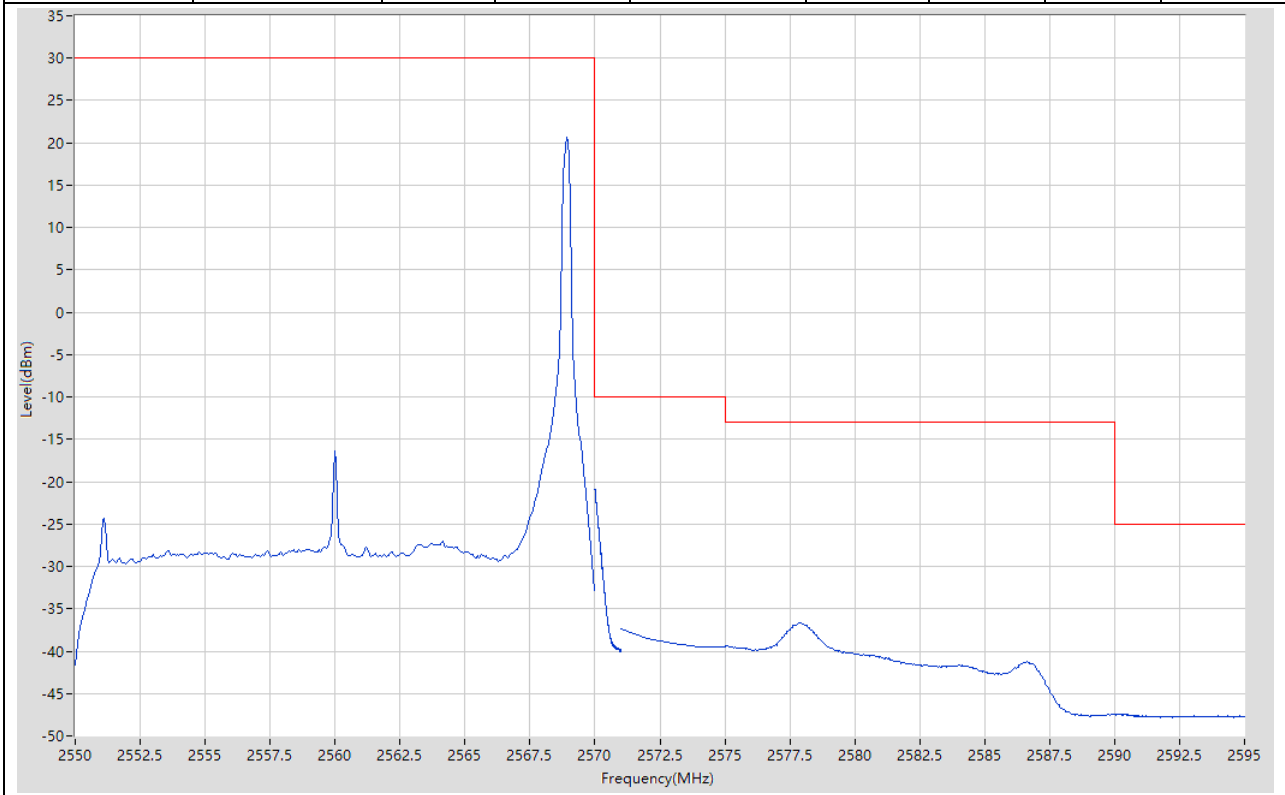
**9.28. LTE Band Edge\_Part22-24-27(NTNV)(Subtest:28, Channel:20850, Bandwidth:20, Modulation:Q16, RB Number: 100, RB Position:LOW)**

Start Frequency (MHz)	Stop Frequency (MHz)	RBW (MHz)	Detector	Frequency (MHz)	Power (dBm)	Limit (dBm)	Verdict	Sweep Point
2475	2490	1	RMS	2490	-35.57	-25	Pass	401
2490	2496	1	RMS	2496	-33.11	-13	Pass	401
2496	2499	1	RMS	2499	-31.72	-10	Pass	4
2499	2500	0.51	RMS	2499.998	-32.84	-10	Pass	401
2500	2520	0.1	RMS	2512.95	-0.33	30	Pass	401



**9.29. LTE Band Edge\_Part22-24-27(NTNV)(Subtest:29, Channel:21350, Bandwidth:20, Modulation:QPSK, RB Number: 1, RB Position:HIGH)**

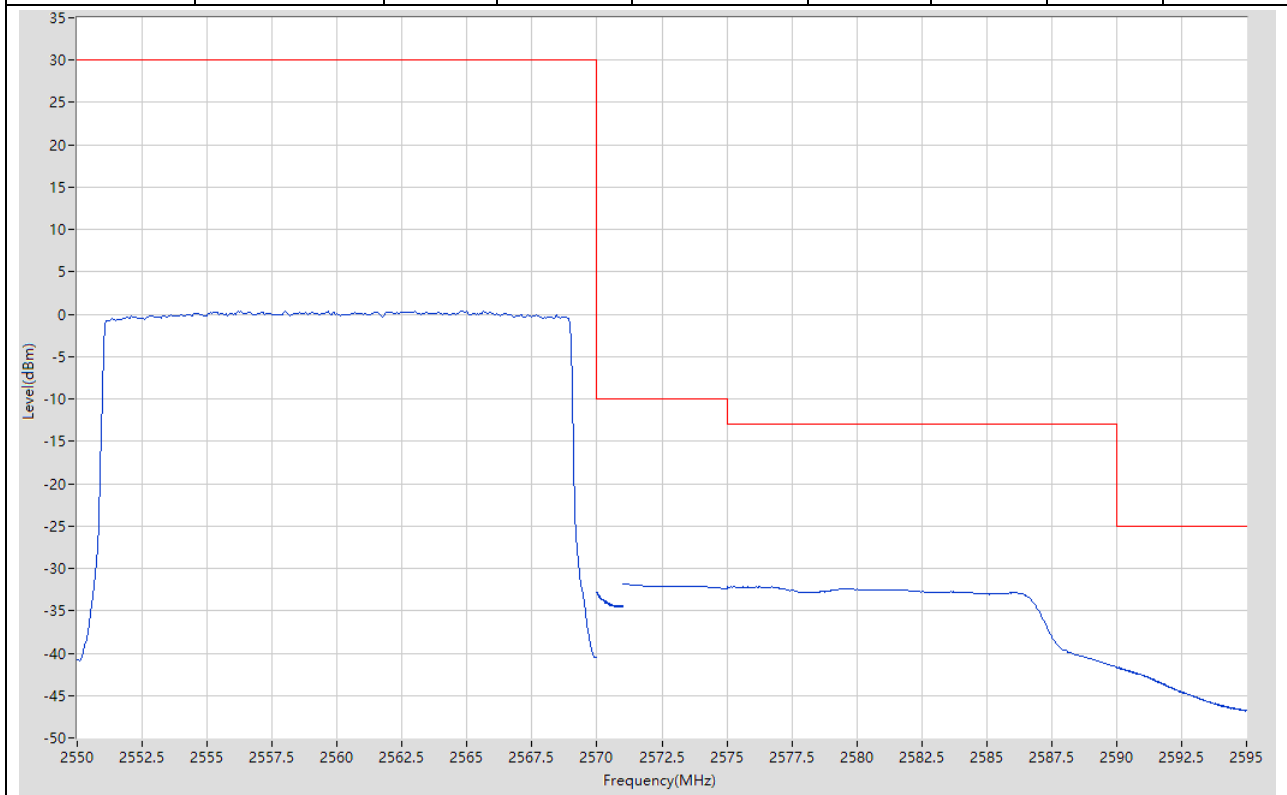
Start Frequency (MHz)	Stop Frequency (MHz)	RBW (MHz)	Detector	Frequency (MHz)	Power (dBm)	Limit (dBm)	Verdict	Sweep Point
2550	2570	0.1	RMS	2568.9	20.71	30	Pass	401
2570	2571	0.51	RMS	2570.005	-20.91	-10	Pass	401
2571	2575	1	RMS	2571	-37.31	-10	Pass	5
2575	2590	1	RMS	2577.888	-36.64	-13	Pass	401
2590	2595	1	RMS	2590.05	-47.41	-25	Pass	401





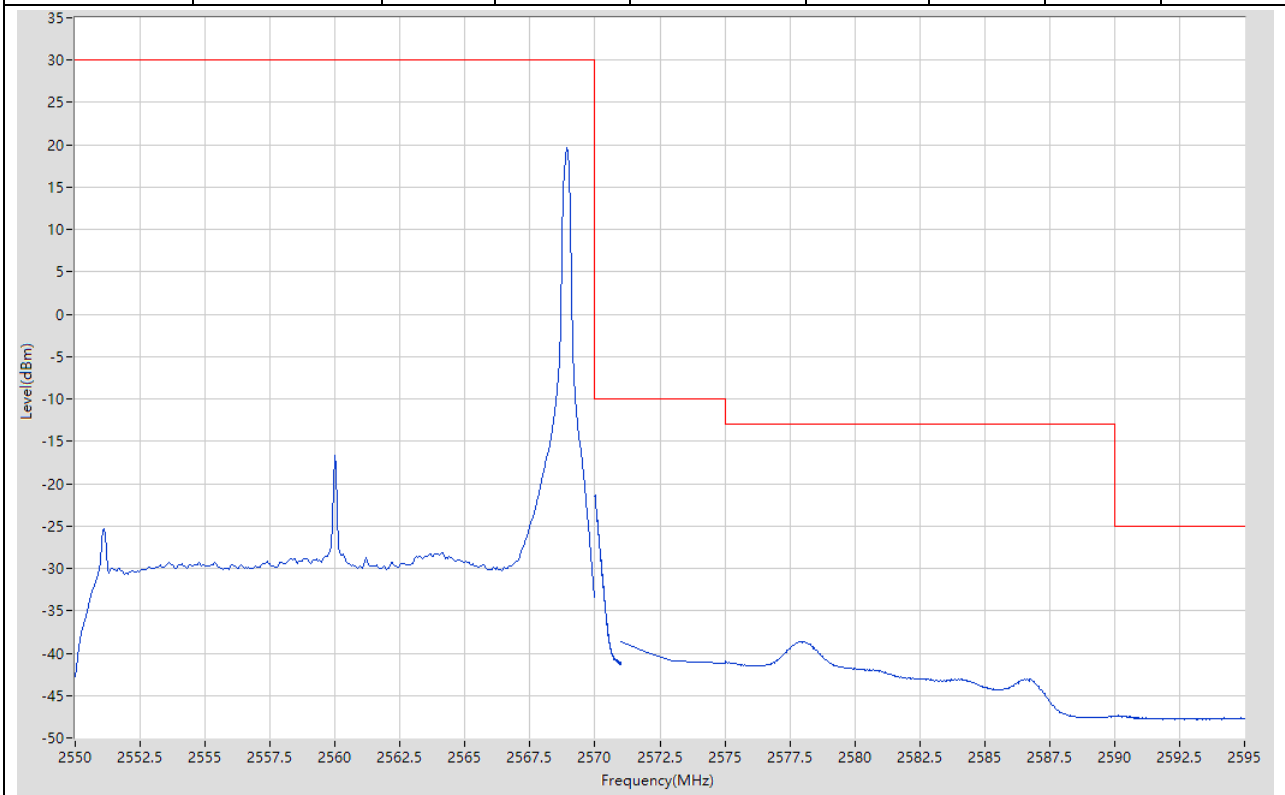
**9.30. LTE Band Edge\_Part22-24-27(NTNV)(Subtest:30, Channel:21350, Bandwidth:20, Modulation:QPSK, RB Number: 100, RB Position:HIGH)**

Start Frequency (MHz)	Stop Frequency (MHz)	RBW (MHz)	Detector	Frequency (MHz)	Power (dBm)	Limit (dBm)	Verdict	Sweep Point
2550	2570	0.1	RMS	2556.3	0.41	30	Pass	401
2570	2571	0.51	RMS	2570.005	-32.78	-10	Pass	401
2571	2575	1	RMS	2571	-31.81	-10	Pass	5
2575	2590	1	RMS	2575	-32.14	-13	Pass	401
2590	2595	1	RMS	2590.025	-41.64	-25	Pass	401



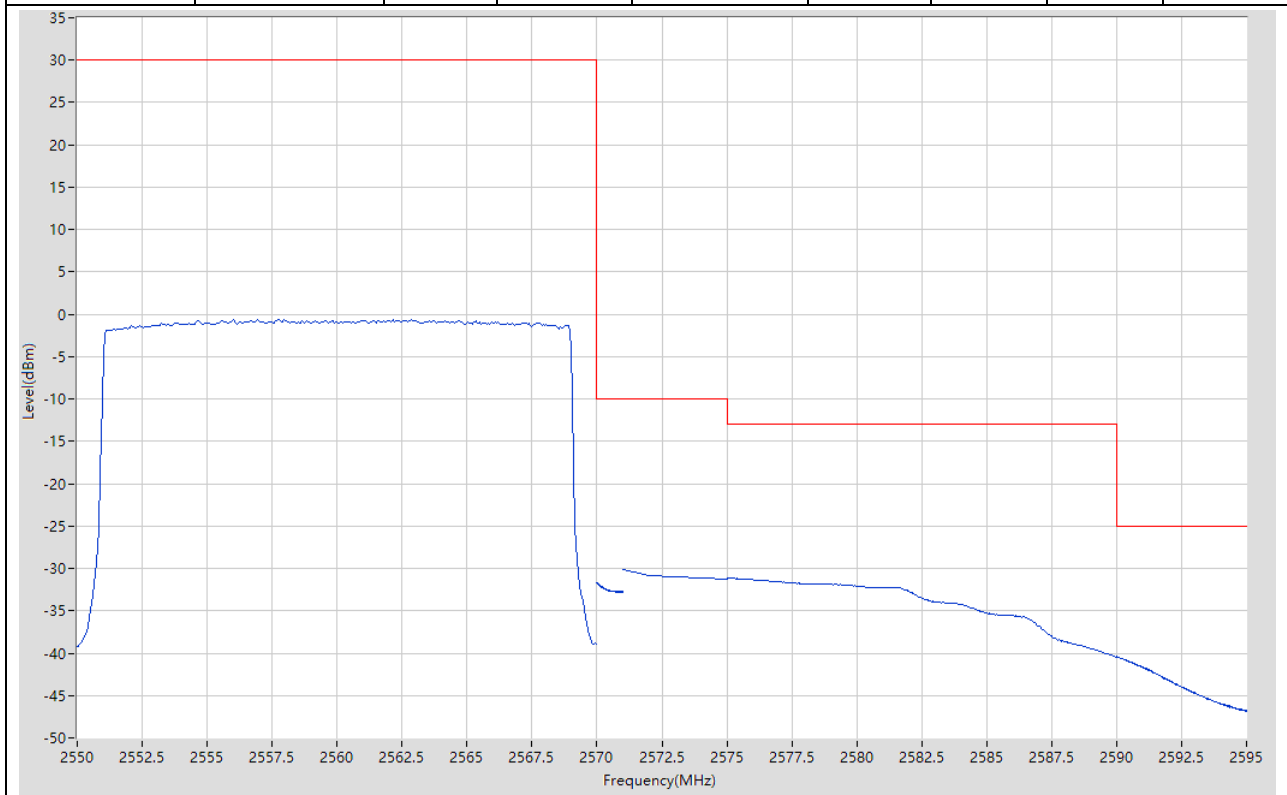
**9.31. LTE Band Edge\_Part22-24-27(NTNV)(Subtest:31, Channel:21350, Bandwidth:20, Modulation:Q16, RB Number: 1, RB Position:HIGH)**

Start Frequency (MHz)	Stop Frequency (MHz)	RBW (MHz)	Detector	Frequency (MHz)	Power (dBm)	Limit (dBm)	Verdict	Sweep Point
2550	2570	0.1	RMS	2568.9	19.65	30	Pass	401
2570	2571	0.51	RMS	2570.005	-21.37	-10	Pass	401
2571	2575	1	RMS	2571	-38.61	-10	Pass	5
2575	2590	1	RMS	2577.925	-38.62	-13	Pass	401
2590	2595	1	RMS	2590.163	-47.37	-25	Pass	401



**9.32. LTE Band Edge\_Part22-24-27(NTNV)(Subtest:32, Channel:21350, Bandwidth:20, Modulation:Q16, RB Number: 100, RB Position:HIGH)**

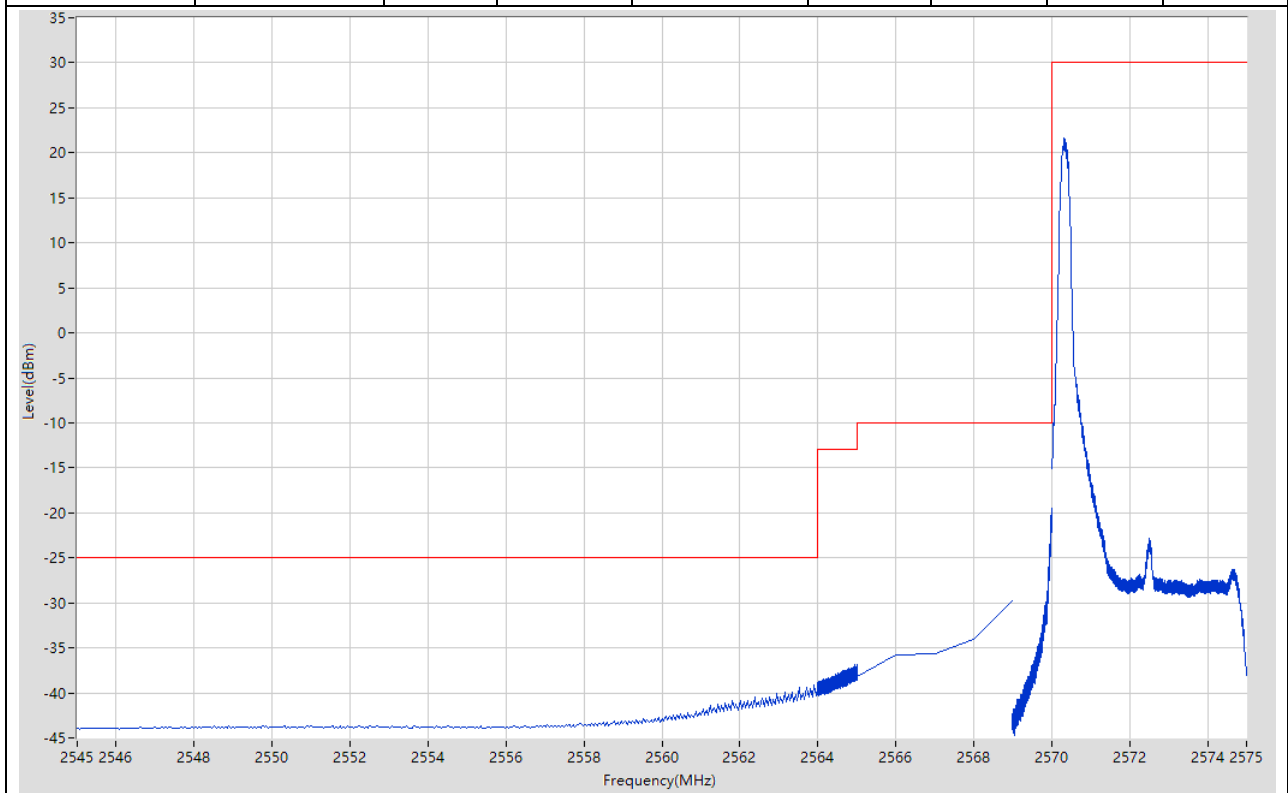
Start Frequency (MHz)	Stop Frequency (MHz)	RBW (MHz)	Detector	Frequency (MHz)	Power (dBm)	Limit (dBm)	Verdict	Sweep Point
2550	2570	0.1	RMS	2557.75	-0.6	30	Pass	401
2570	2571	0.51	RMS	2570.003	-31.67	-10	Pass	401
2571	2575	1	RMS	2571	-30.13	-10	Pass	5
2575	2590	1	RMS	2575	-31.09	-13	Pass	401
2590	2595	1	RMS	2590	-40.42	-25	Pass	401



## 10. LTE\_Band38

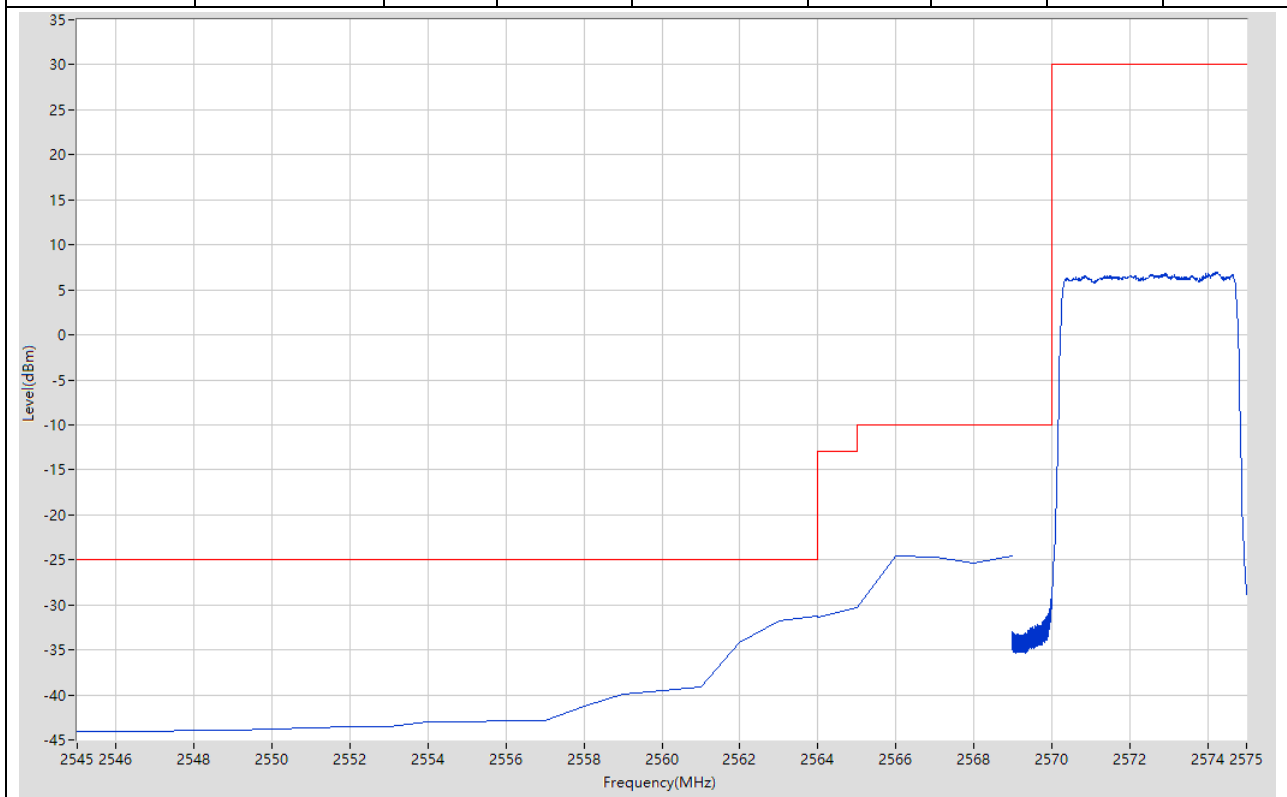
### 10.1. LTE Band Edge\_Part22-24-27(NTNV)(Subtest:1, Channel:37775, Bandwidth:5, Modulation:QPSK, RB Number: 1, RB Position:LOW)

Start Frequency (MHz)	Stop Frequency (MHz)	RBW (MHz)	Detector	Frequency (MHz)	Power (dBm)	Limit (dBm)	Verdict	Sweep Point
2545	2564	1	RMS	2563.905	-39.18	-25	Pass	401
2564	2565	1	RMS	2564.995	-36.86	-13	Pass	401
2565	2569	1	RMS	2569	-29.81	-10	Pass	5
2569	2570	0.051	RMS	2569.998	-19.44	-10	Pass	401
2570	2575	0.1	RMS	2570.325	21.68	30	Pass	401



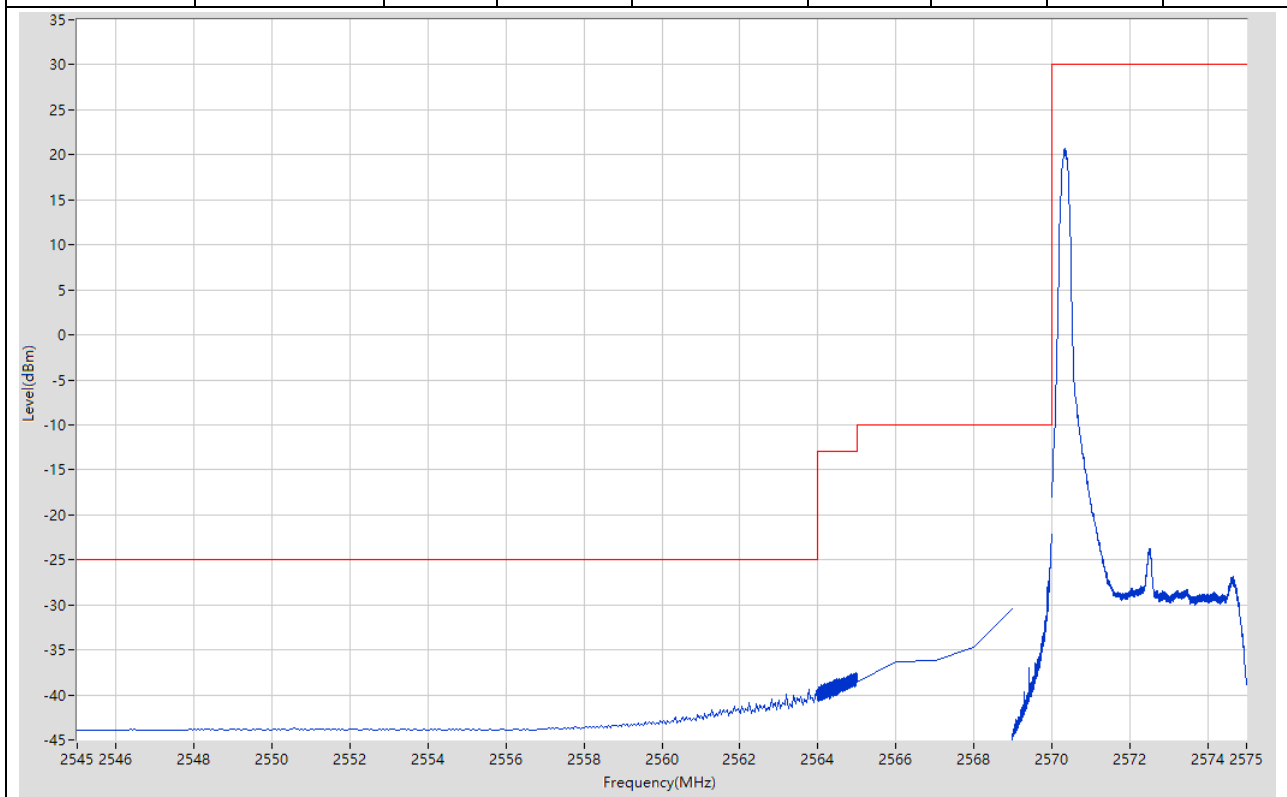
**10.2. LTE Band Edge\_Part22-24-27(NTNV)(Subtest:2, Channel:37775, Bandwidth:5, Modulation:QPSK, RB Number: 25, RB Position:LOW)**

Start Frequency (MHz)	Stop Frequency (MHz)	RBW (MHz)	Detector	Frequency (MHz)	Power (dBm)	Limit (dBm)	Verdict	Sweep Point
2545	2564	1	RMS	2564	-31.31	-25	Pass	20
2564	2565	1	RMS	2565	-30.32	-13	Pass	2
2565	2569	1	RMS	2569	-24.55	-10	Pass	5
2569	2570	0.1	RMS	2569.995	-28.33	-10	Pass	401
2570	2575	0.1	RMS	2574.275	7	30	Pass	401



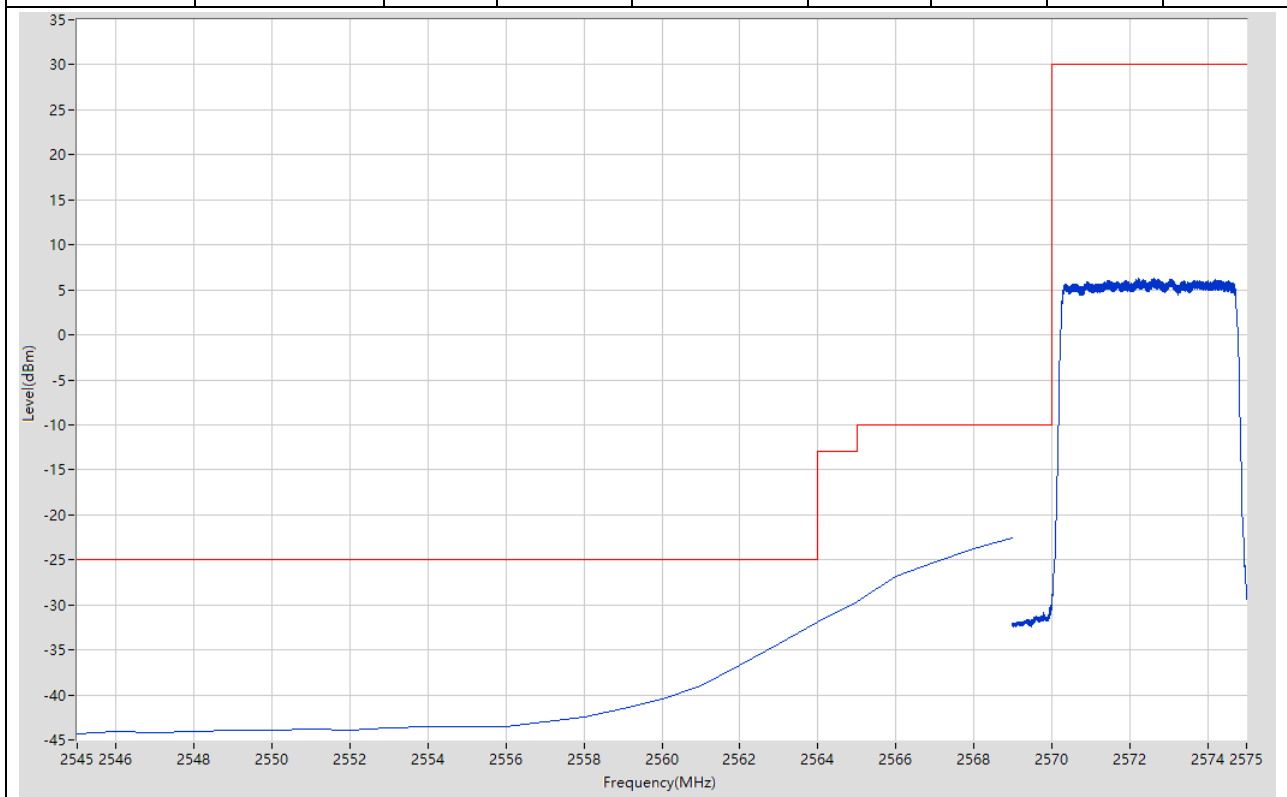
**10.3. LTE Band Edge\_Part22-24-27(NTNV)(Subtest:3, Channel:37775, Bandwidth:5, Modulation:Q16, RB Number: 1, RB Position:LOW)**

Start Frequency (MHz)	Stop Frequency (MHz)	RBW (MHz)	Detector	Frequency (MHz)	Power (dBm)	Limit (dBm)	Verdict	Sweep Point
2545	2564	1	RMS	2563.763	-39.44	-25	Pass	401
2564	2565	1	RMS	2564.968	-37.48	-13	Pass	401
2565	2569	1	RMS	2569	-30.48	-10	Pass	5
2569	2570	0.051	RMS	2570	-22.1	-10	Pass	401
2570	2575	0.1	RMS	2570.35	20.69	30	Pass	401



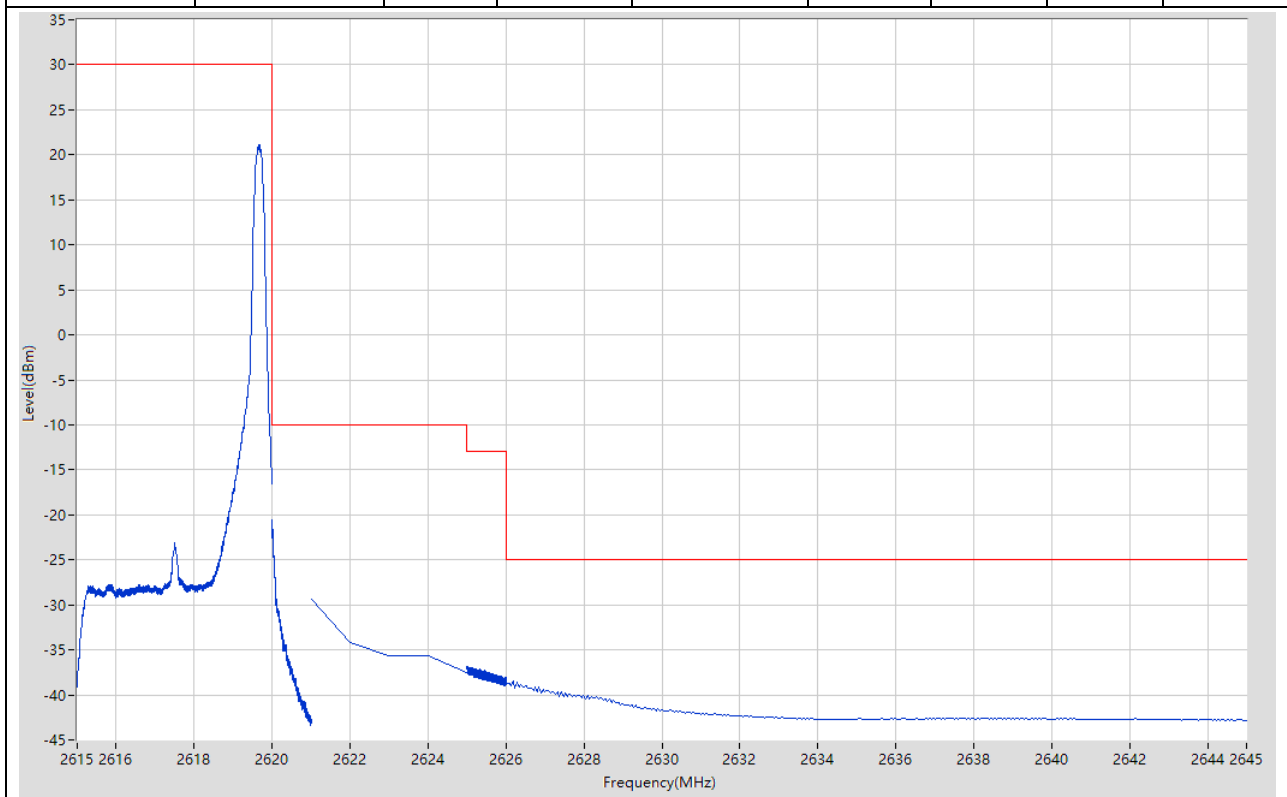
**10.4. LTE Band Edge\_Part22-24-27(NTNV)(Subtest:4, Channel:37775, Bandwidth:5, Modulation:Q16, RB Number: 25, RB Position:LOW)**

Start Frequency (MHz)	Stop Frequency (MHz)	RBW (MHz)	Detector	Frequency (MHz)	Power (dBm)	Limit (dBm)	Verdict	Sweep Point
2545	2564	1	RMS	2564	-31.88	-25	Pass	20
2564	2565	1	RMS	2565	-29.62	-13	Pass	2
2565	2569	1	RMS	2569	-22.61	-10	Pass	5
2569	2570	0.1	RMS	2569.998	-29.52	-10	Pass	401
2570	2575	0.1	RMS	2572.213	6.28	30	Pass	401



**10.5. LTE Band Edge\_Part22-24-27(NTNV)(Subtest:5, Channel:38225, Bandwidth:5, Modulation:QPSK, RB Number: 1, RB Position:HIGH)**

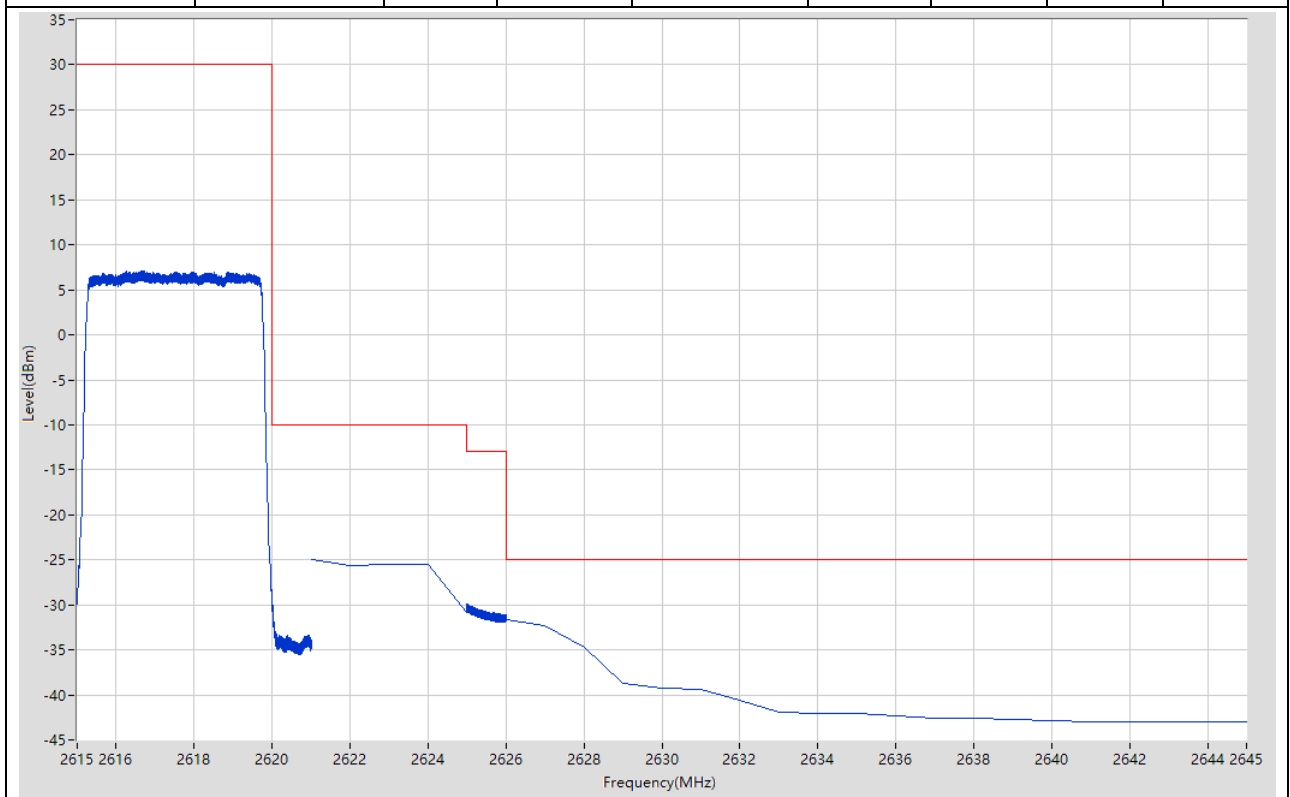
Start Frequency (MHz)	Stop Frequency (MHz)	RBW (MHz)	Detector	Frequency (MHz)	Power (dBm)	Limit (dBm)	Verdict	Sweep Point
2615	2620	0.1	RMS	2619.663	21.08	30	Pass	401
2620	2621	0.051	RMS	2620.003	-20.62	-10	Pass	401
2621	2625	1	RMS	2621	-29.36	-10	Pass	5
2625	2626	1	RMS	2625.025	-36.9	-13	Pass	401
2626	2645	1	RMS	2626.19	-38.47	-25	Pass	401





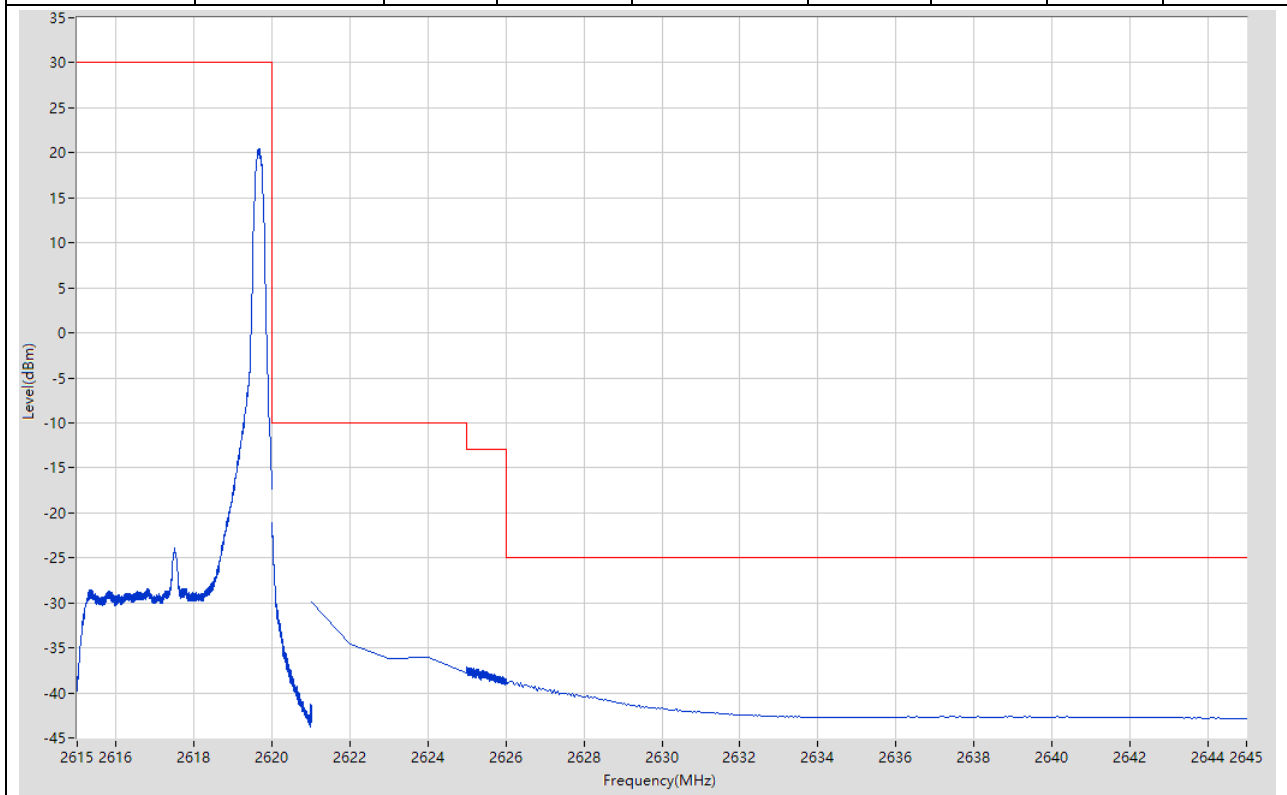
**10.6. LTE Band Edge\_Part22-24-27(NTNV)(Subtest:6, Channel:38225, Bandwidth:5, Modulation:QPSK, RB Number: 25, RB Position:HIGH)**

Start Frequency (MHz)	Stop Frequency (MHz)	RBW (MHz)	Detector	Frequency (MHz)	Power (dBm)	Limit (dBm)	Verdict	Sweep Point
2615	2620	0.1	RMS	2616.663	7.07	30	Pass	401
2620	2621	0.1	RMS	2620	-29.46	-10	Pass	401
2621	2625	1	RMS	2621	-24.94	-10	Pass	5
2625	2626	1	RMS	2625	-29.88	-13	Pass	401
2626	2645	1	RMS	2626	-31.7	-25	Pass	20



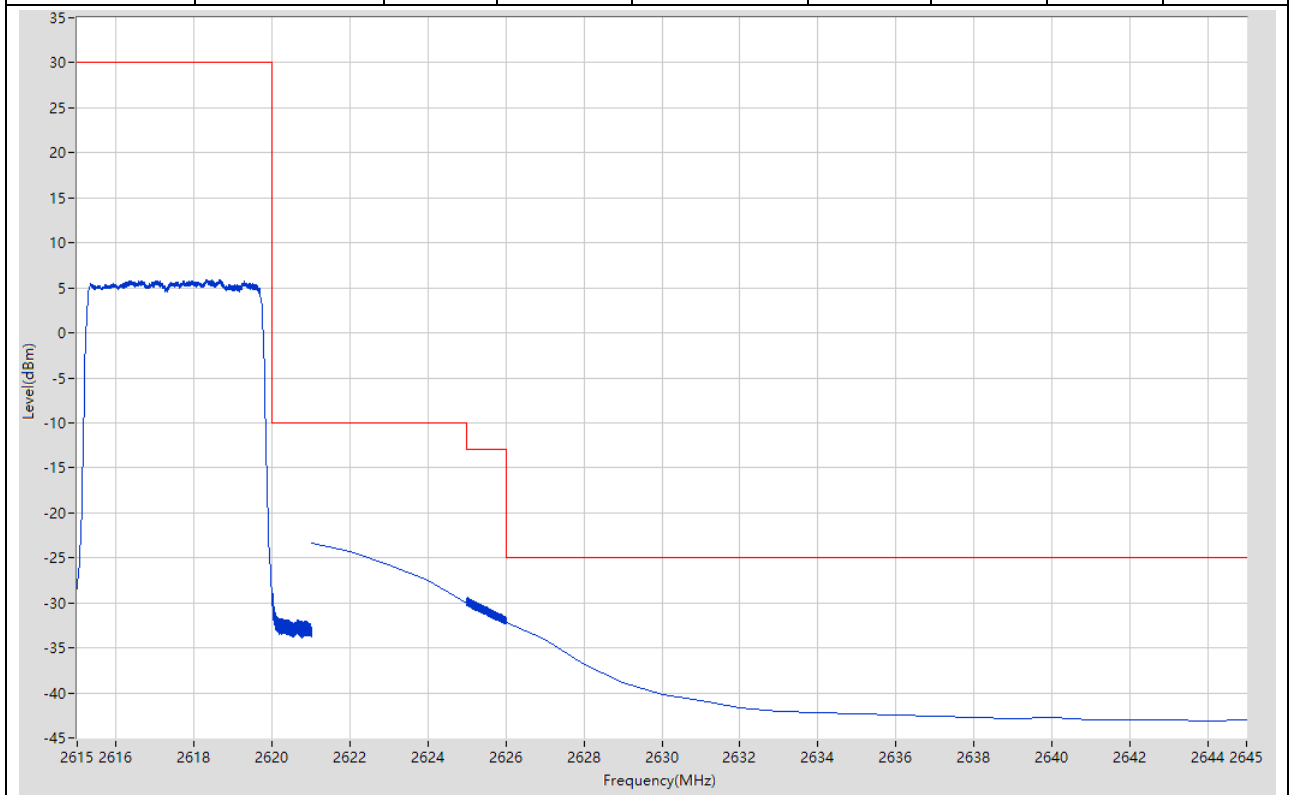
**10.7. LTE Band Edge\_Part22-24-27(NTNV)(Subtest:7, Channel:38225, Bandwidth:5, Modulation:Q16, RB Number: 1, RB Position:HIGH)**

Start Frequency (MHz)	Stop Frequency (MHz)	RBW (MHz)	Detector	Frequency (MHz)	Power (dBm)	Limit (dBm)	Verdict	Sweep Point
2615	2620	0.1	RMS	2619.663	20.5	30	Pass	401
2620	2621	0.051	RMS	2620	-21.05	-10	Pass	401
2621	2625	1	RMS	2621	-29.93	-10	Pass	5
2625	2626	1	RMS	2625.003	-37.07	-13	Pass	401
2626	2645	1	RMS	2626	-38.61	-25	Pass	401



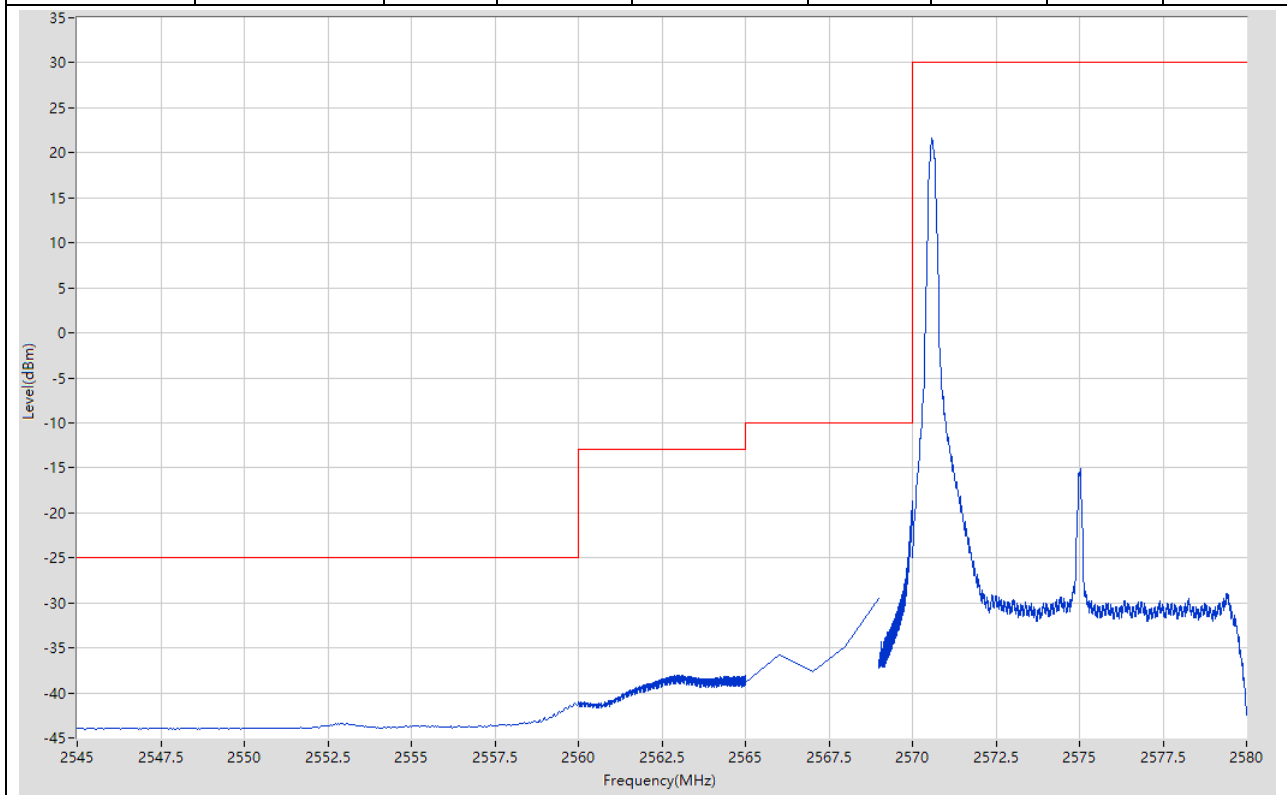
**10.8. LTE Band Edge\_Part22-24-27(NTNV)(Subtest:8, Channel:38225, Bandwidth:5, Modulation:Q16, RB Number: 25, RB Position:HIGH)**

Start Frequency (MHz)	Stop Frequency (MHz)	RBW (MHz)	Detector	Frequency (MHz)	Power (dBm)	Limit (dBm)	Verdict	Sweep Point
2615	2620	0.1	RMS	2618.675	5.92	30	Pass	401
2620	2621	0.1	RMS	2620.008	-28.9	-10	Pass	401
2621	2625	1	RMS	2621	-23.36	-10	Pass	5
2625	2626	1	RMS	2625.018	-29.43	-13	Pass	401
2626	2645	1	RMS	2626	-32.22	-25	Pass	20



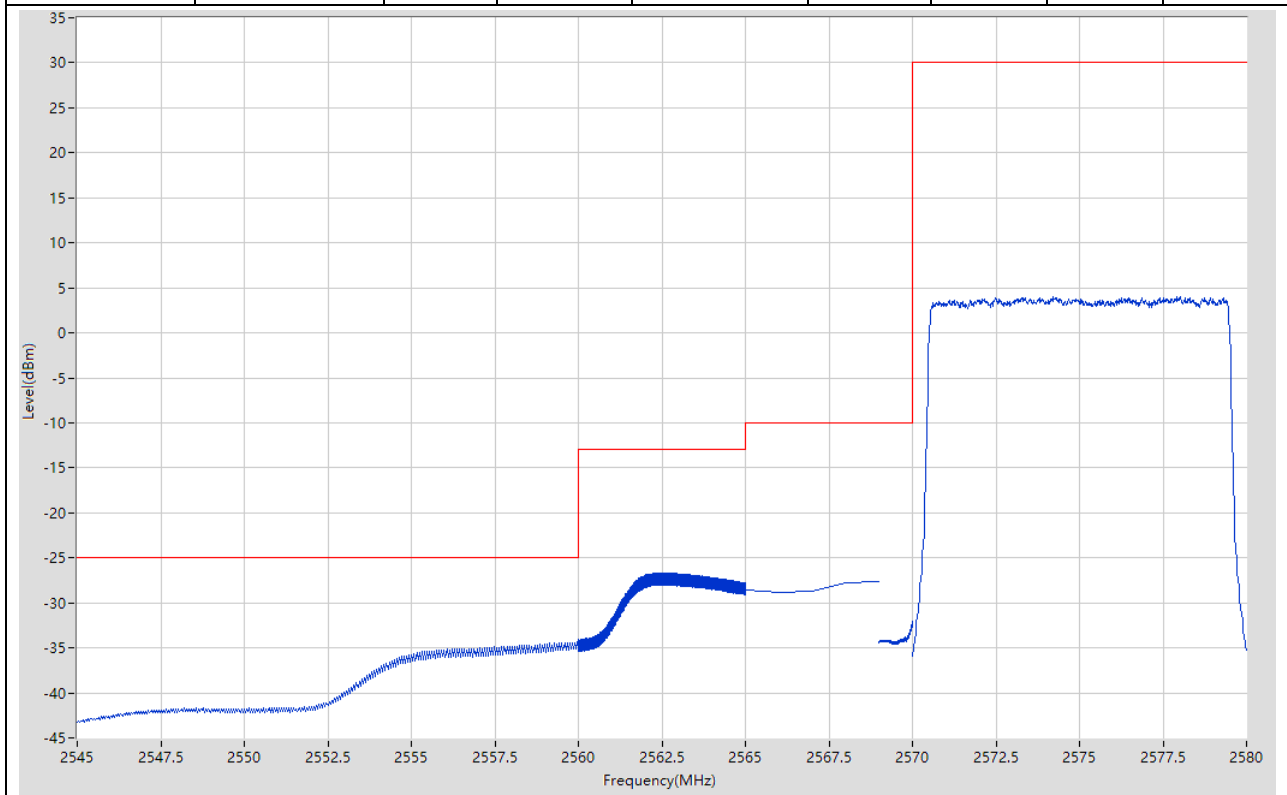
**10.9. LTE Band Edge\_Part22-24-27(NTNV)(Subtest:9, Channel:37800, Bandwidth:10, Modulation:QPSK, RB Number: 1, RB Position:LOW)**

Start Frequency (MHz)	Stop Frequency (MHz)	RBW (MHz)	Detector	Frequency (MHz)	Power (dBm)	Limit (dBm)	Verdict	Sweep Point
2545	2560	1	RMS	2559.888	-41.13	-25	Pass	401
2560	2565	1	RMS	2562.863	-38.06	-13	Pass	401
2565	2569	1	RMS	2569	-29.47	-10	Pass	5
2569	2570	0.2	RMS	2570	-18.72	-10	Pass	401
2570	2580	0.1	RMS	2570.575	21.63	30	Pass	401



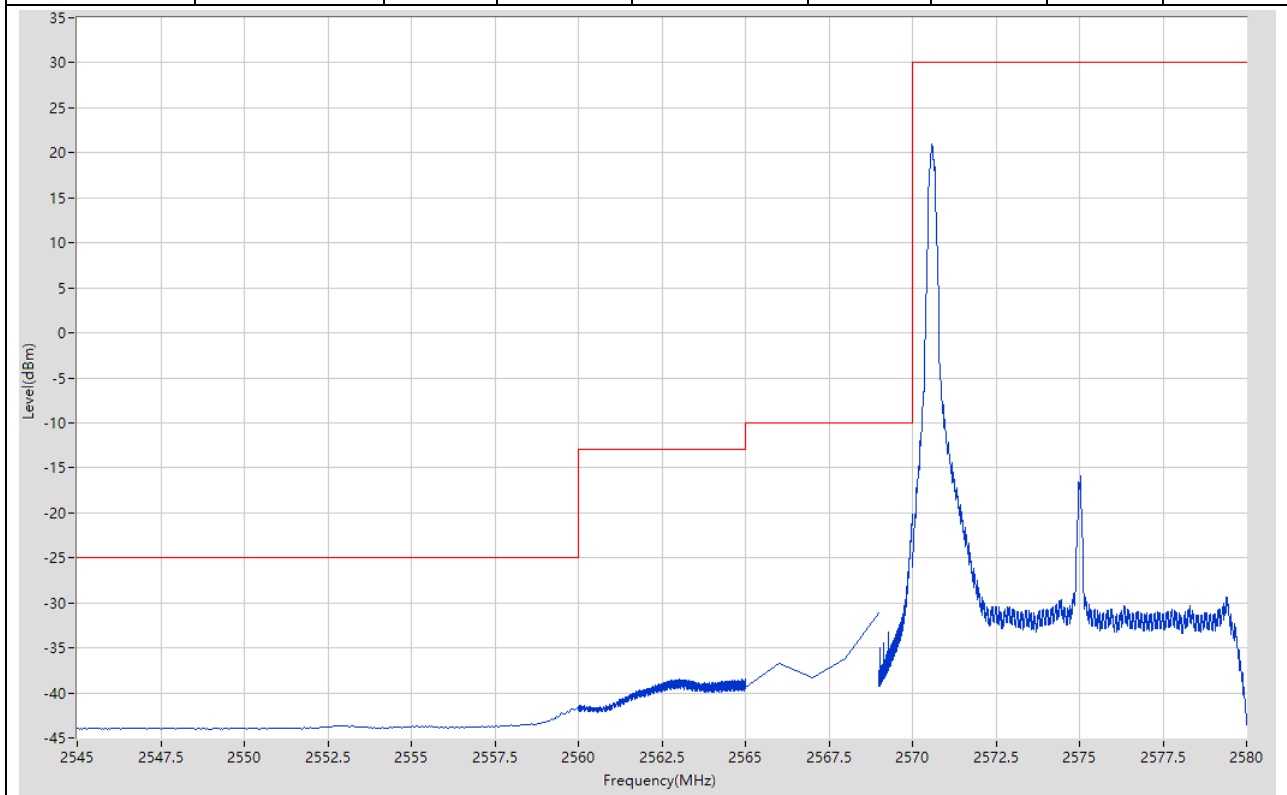
**10.10. LTE Band Edge\_Part22-24-27(NTNV)(Subtest:10, Channel:37800, Bandwidth:10, Modulation:QPSK, RB Number: 50, RB Position:LOW)**

Start Frequency (MHz)	Stop Frequency (MHz)	RBW (MHz)	Detector	Frequency (MHz)	Power (dBm)	Limit (dBm)	Verdict	Sweep Point
2545	2560	1	RMS	2559.963	-34.37	-25	Pass	401
2560	2565	1	RMS	2562.413	-26.64	-13	Pass	401
2565	2569	1	RMS	2569	-27.68	-10	Pass	5
2569	2570	0.2	RMS	2569.993	-32.08	-10	Pass	401
2570	2580	0.1	RMS	2578.025	4	30	Pass	401



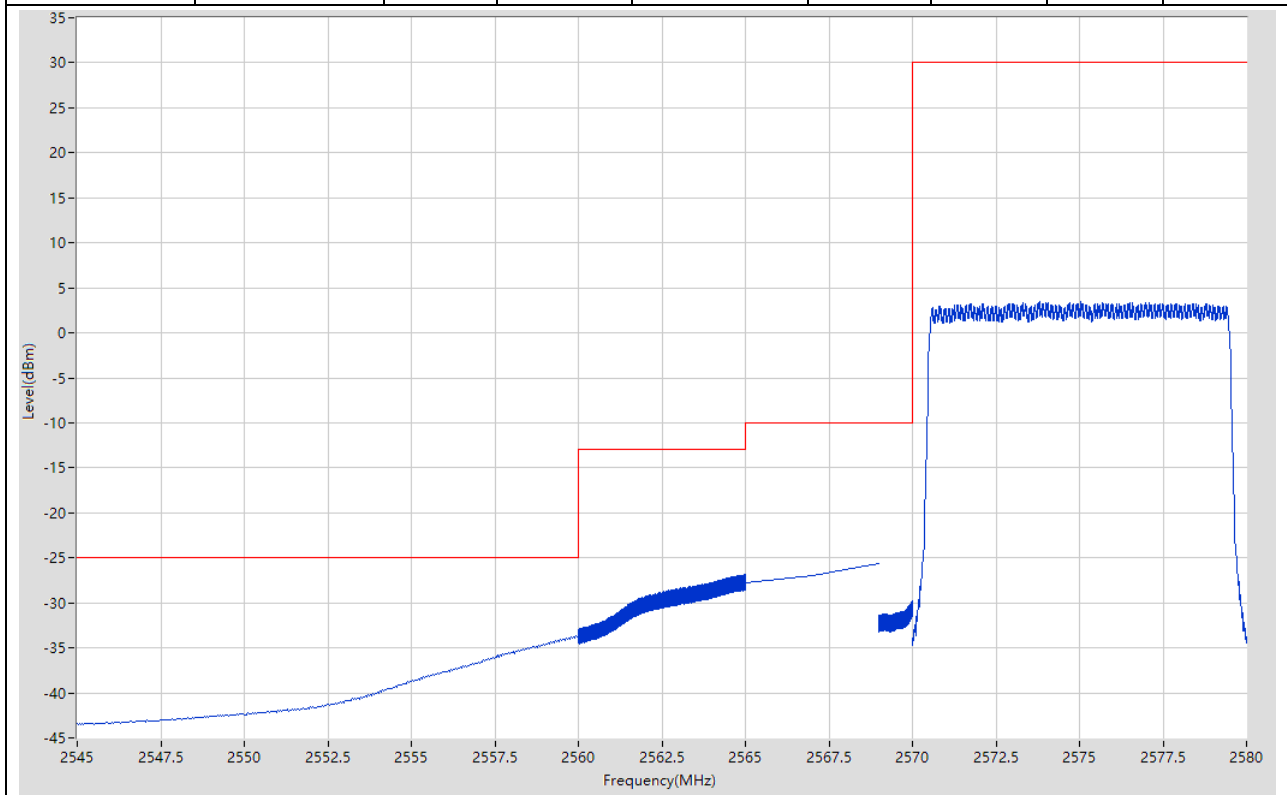
**10.11. LTE Band Edge\_Part22-24-27(NTNV)(Subtest:11, Channel:37800, Bandwidth:10, Modulation:Q16, RB Number: 1, RB Position:LOW)**

Start Frequency (MHz)	Stop Frequency (MHz)	RBW (MHz)	Detector	Frequency (MHz)	Power (dBm)	Limit (dBm)	Verdict	Sweep Point
2545	2560	1	RMS	2559.963	-41.69	-25	Pass	401
2560	2565	1	RMS	2564.988	-38.41	-13	Pass	401
2565	2569	1	RMS	2569	-31.18	-10	Pass	5
2569	2570	0.2	RMS	2569.998	-20.13	-10	Pass	401
2570	2580	0.1	RMS	2570.575	21.03	30	Pass	401



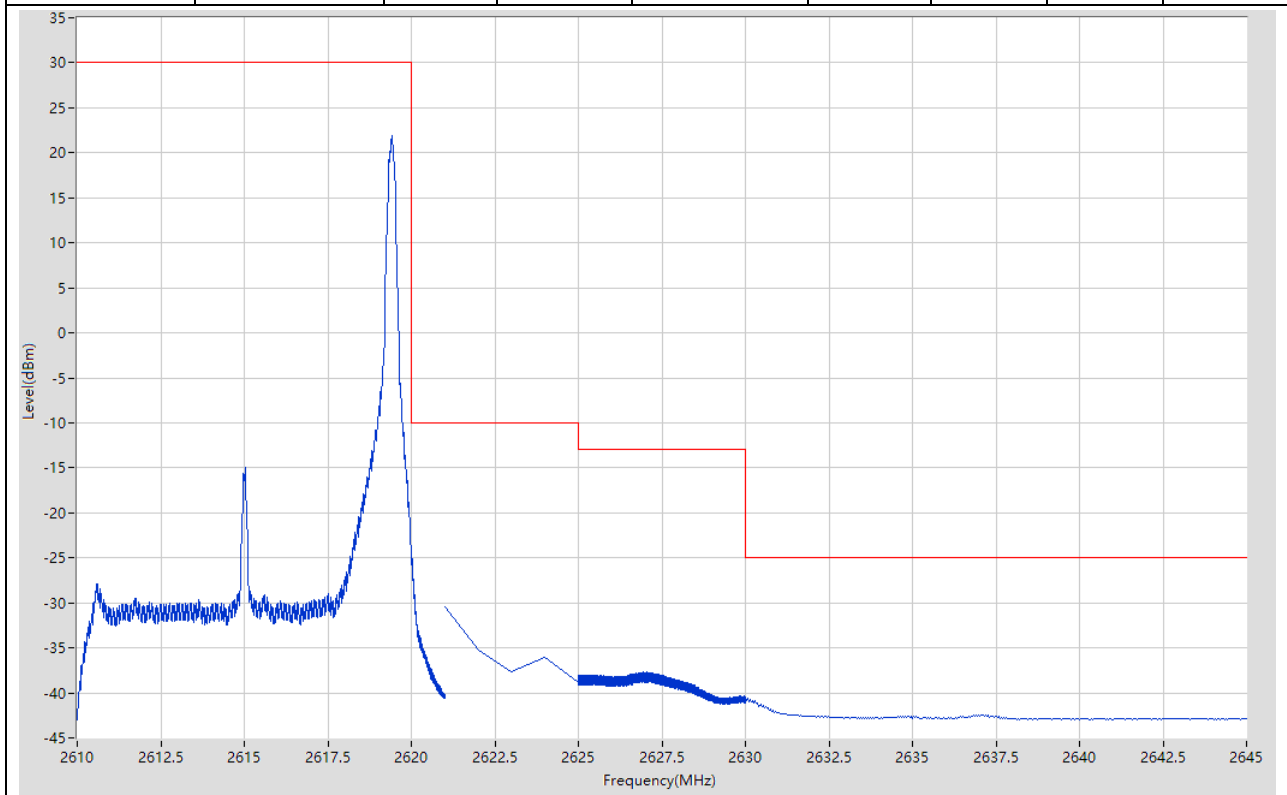
**10.12. LTE Band Edge\_Part22-24-27(NTNV)(Subtest:12, Channel:37800, Bandwidth:10, Modulation:Q16, RB Number: 50, RB Position:LOW)**

Start Frequency (MHz)	Stop Frequency (MHz)	RBW (MHz)	Detector	Frequency (MHz)	Power (dBm)	Limit (dBm)	Verdict	Sweep Point
2545	2560	1	RMS	2559.925	-33.6	-25	Pass	401
2560	2565	1	RMS	2564.963	-26.88	-13	Pass	401
2565	2569	1	RMS	2569	-25.6	-10	Pass	5
2569	2570	0.2	RMS	2569.998	-29.73	-10	Pass	401
2570	2580	0.1	RMS	2575.025	3.43	30	Pass	401



**10.13. LTE Band Edge\_Part22-24-27(NTNV)(Subtest:13, Channel:38200, Bandwidth:10, Modulation:QPSK, RB Number: 1, RB Position:HIGH)**

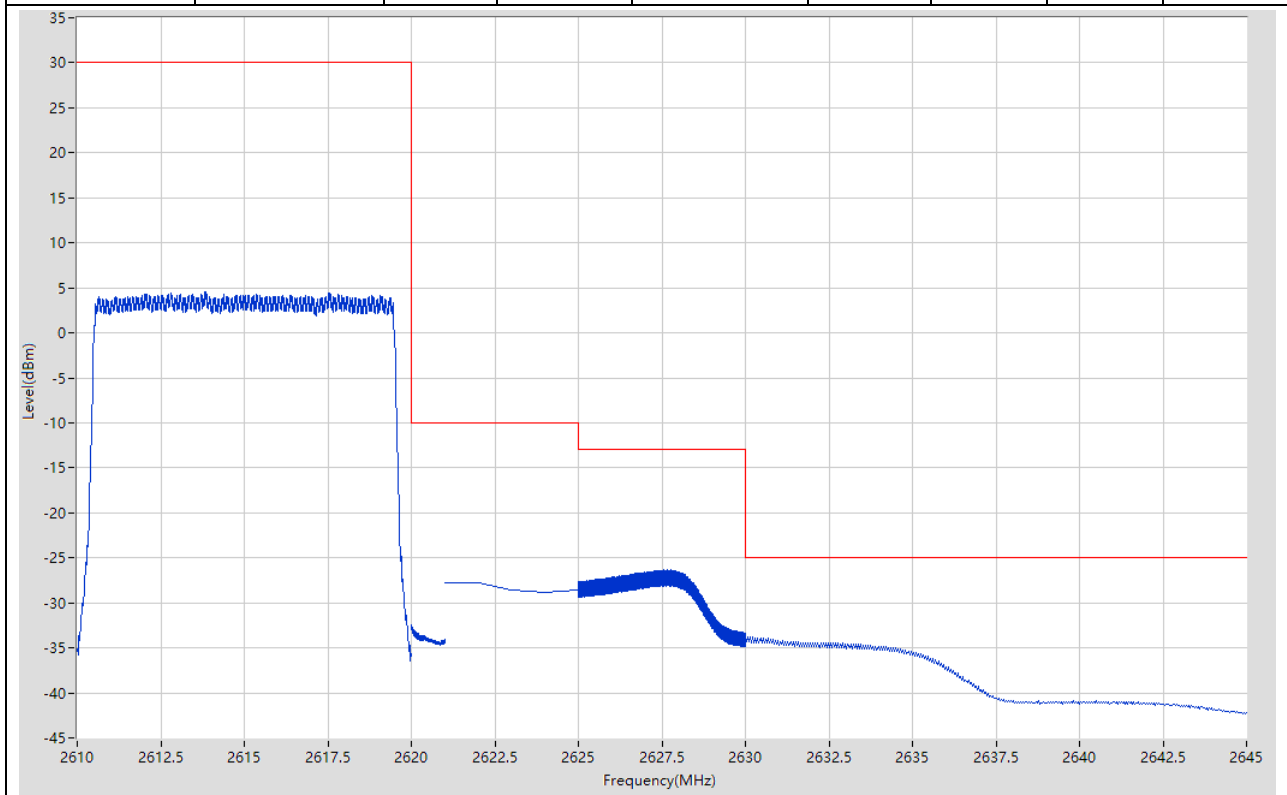
Start Frequency (MHz)	Stop Frequency (MHz)	RBW (MHz)	Detector	Frequency (MHz)	Power (dBm)	Limit (dBm)	Verdict	Sweep Point
2610	2620	0.1	RMS	2619.425	21.92	30	Pass	401
2620	2621	0.1	RMS	2620.003	-23.74	-10	Pass	401
2621	2625	1	RMS	2621	-30.39	-10	Pass	5
2625	2630	1	RMS	2626.938	-37.69	-13	Pass	401
2630	2645	1	RMS	2630	-40.61	-25	Pass	401





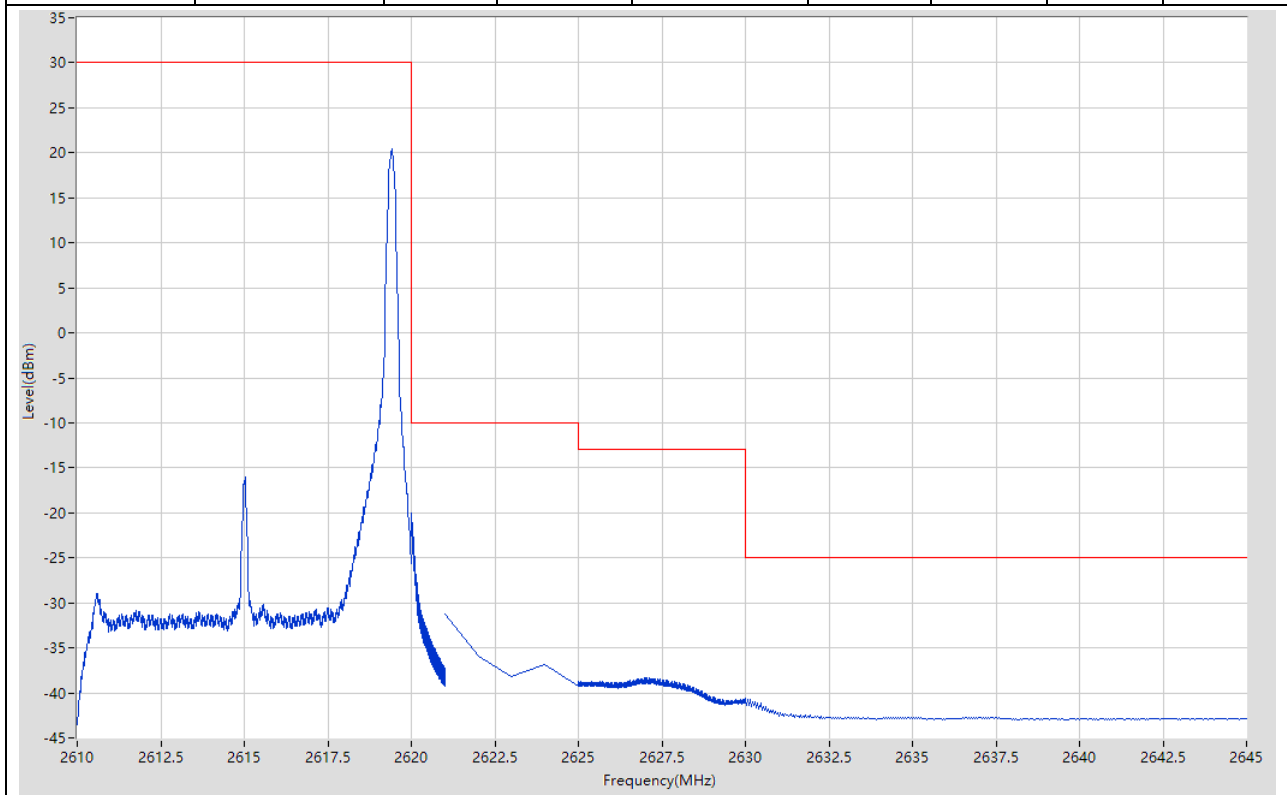
**10.14. LTE Band Edge\_Part22-24-27(NTNV)(Subtest:14, Channel:38200, Bandwidth:10, Modulation:QPSK, RB Number: 50, RB Position:HIGH)**

Start Frequency (MHz)	Stop Frequency (MHz)	RBW (MHz)	Detector	Frequency (MHz)	Power (dBm)	Limit (dBm)	Verdict	Sweep Point
2610	2620	0.1	RMS	2613.8	4.53	30	Pass	401
2620	2621	0.2	RMS	2620	-32.43	-10	Pass	401
2621	2625	1	RMS	2622	-27.76	-10	Pass	5
2625	2630	1	RMS	2627.563	-26.34	-13	Pass	401
2630	2645	1	RMS	2630	-33.75	-25	Pass	401



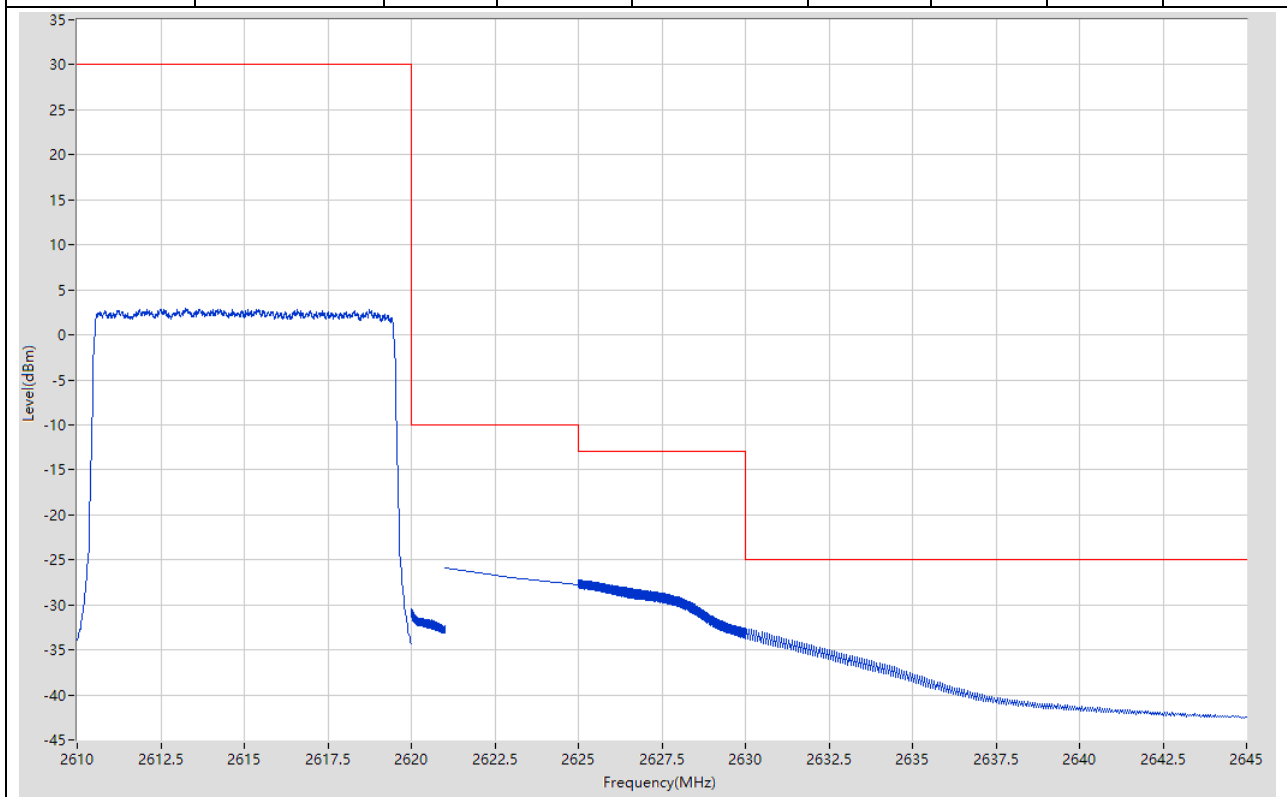
**10.15. LTE Band Edge\_Part22-24-27(NTNV)(Subtest:15, Channel:38200, Bandwidth:10, Modulation:Q16, RB Number: 1, RB Position:HIGH)**

Start Frequency (MHz)	Stop Frequency (MHz)	RBW (MHz)	Detector	Frequency (MHz)	Power (dBm)	Limit (dBm)	Verdict	Sweep Point
2610	2620	0.1	RMS	2619.425	20.5	30	Pass	401
2620	2621	0.2	RMS	2620	-20.01	-10	Pass	401
2621	2625	1	RMS	2621	-31.22	-10	Pass	5
2625	2630	1	RMS	2627.063	-38.28	-13	Pass	401
2630	2645	1	RMS	2630	-40.64	-25	Pass	401



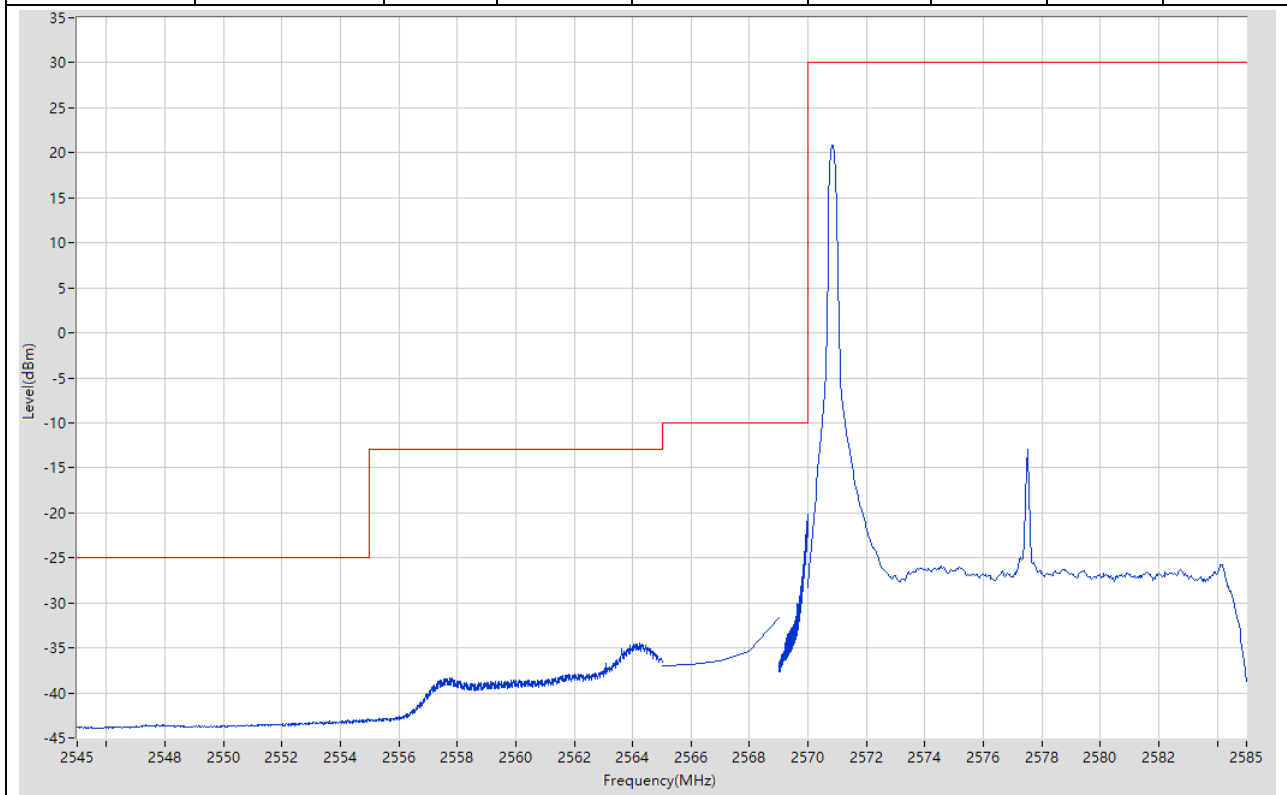
**10.16. LTE Band Edge\_Part22-24-27(NTNV)(Subtest:16, Channel:38200, Bandwidth:10, Modulation:Q16, RB Number: 50, RB Position:HIGH)**

Start Frequency (MHz)	Stop Frequency (MHz)	RBW (MHz)	Detector	Frequency (MHz)	Power (dBm)	Limit (dBm)	Verdict	Sweep Point
2610	2620	0.1	RMS	2613.225	2.97	30	Pass	401
2620	2621	0.2	RMS	2620.003	-30.39	-10	Pass	401
2621	2625	1	RMS	2621	-25.87	-10	Pass	5
2625	2630	1	RMS	2625.025	-27.23	-13	Pass	401
2630	2645	1	RMS	2630.038	-32.67	-25	Pass	401



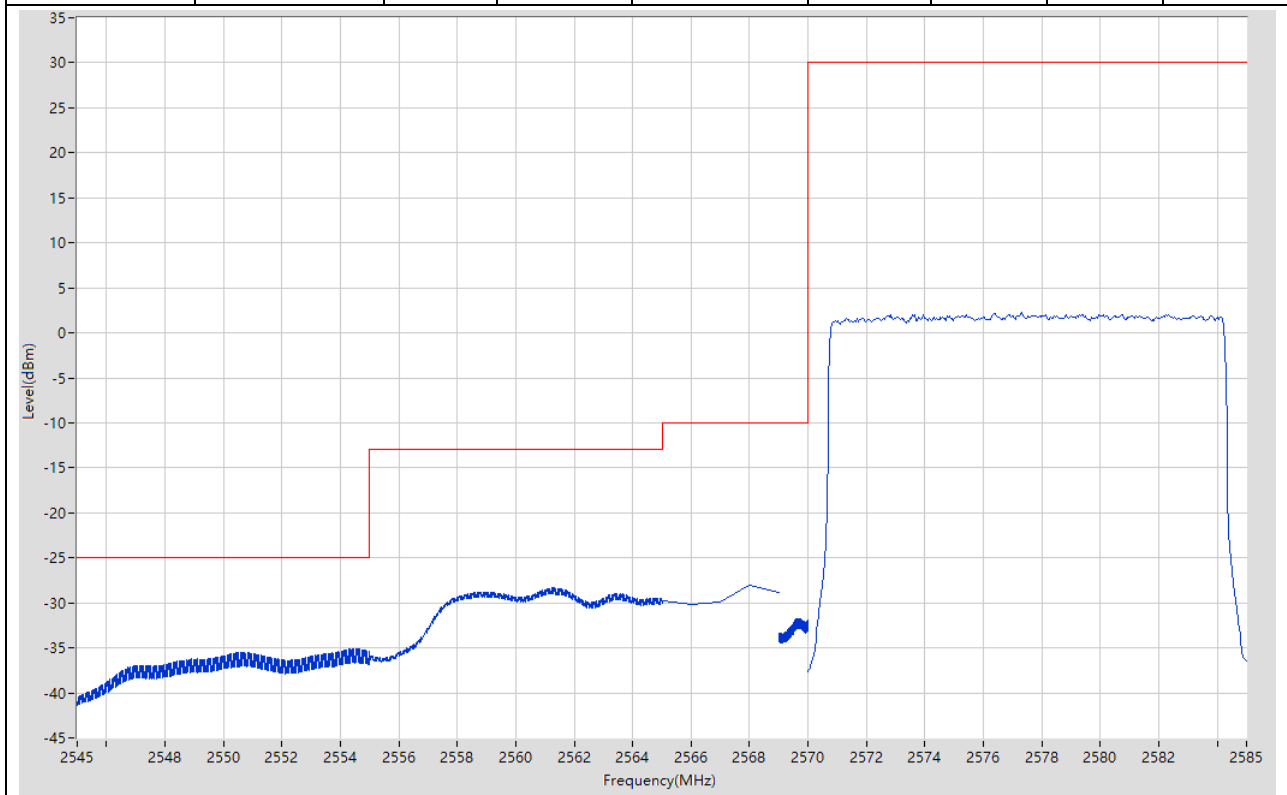
**10.17. LTE Band Edge\_Part22-24-27(NTNV)(Subtest:17, Channel:37825, Bandwidth:15, Modulation:QPSK, RB Number: 1, RB Position:LOW)**

Start Frequency (MHz)	Stop Frequency (MHz)	RBW (MHz)	Detector	Frequency (MHz)	Power (dBm)	Limit (dBm)	Verdict	Sweep Point
2545	2555	1	RMS	2554.95	-42.91	-25	Pass	401
2555	2565	1	RMS	2564.225	-34.46	-13	Pass	401
2565	2569	1	RMS	2569	-31.59	-10	Pass	5
2569	2570	0.3	RMS	2569.993	-20.19	-10	Pass	401
2570	2585	0.1	RMS	2570.825	20.9	30	Pass	401



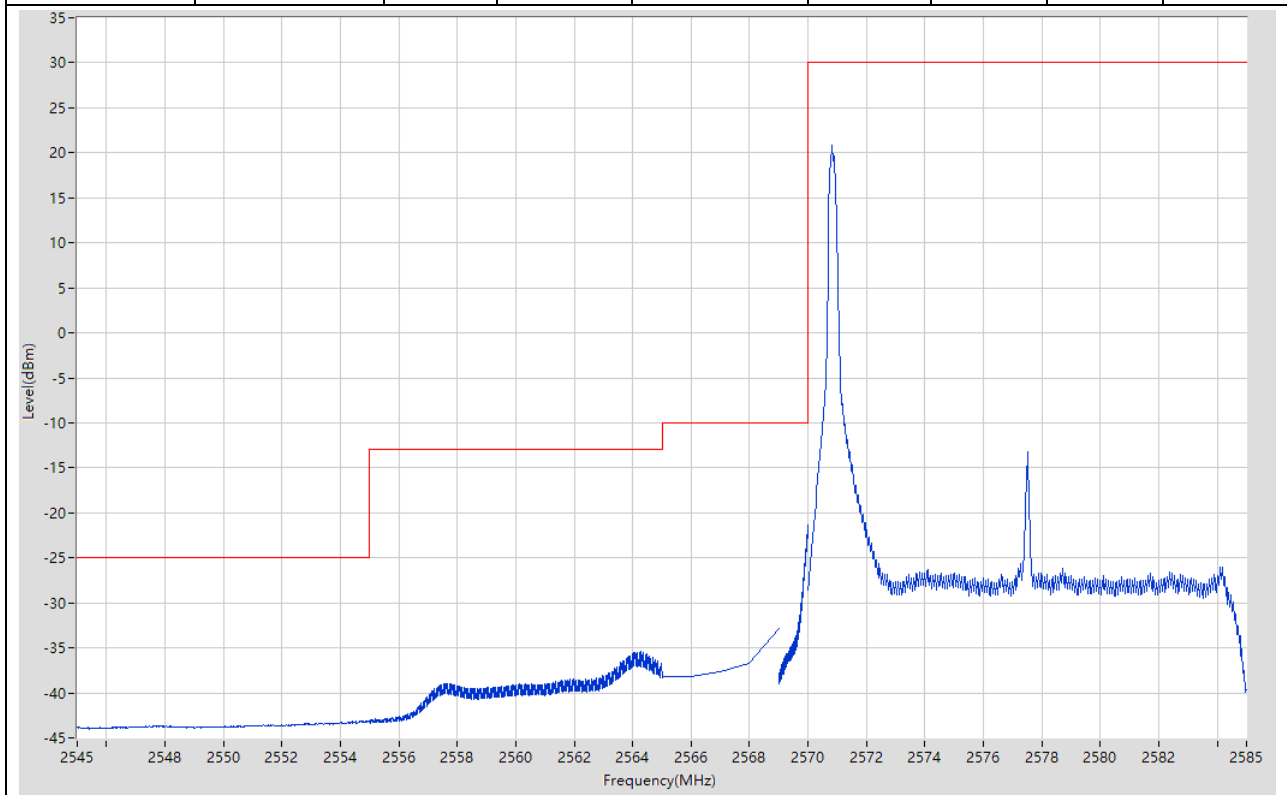
**10.18. LTE Band Edge\_Part22-24-27(NTNV)(Subtest:18, Channel:37825, Bandwidth:15, Modulation:QPSK, RB Number: 75, RB Position:LOW)**

Start Frequency (MHz)	Stop Frequency (MHz)	RBW (MHz)	Detector	Frequency (MHz)	Power (dBm)	Limit (dBm)	Verdict	Sweep Point
2545	2555	1	RMS	2554.575	-35.11	-25	Pass	401
2555	2565	1	RMS	2561.275	-28.34	-13	Pass	401
2565	2569	1	RMS	2568	-28.06	-10	Pass	5
2569	2570	0.3	RMS	2569.683	-31.73	-10	Pass	401
2570	2585	0.1	RMS	2577.313	2.23	30	Pass	401



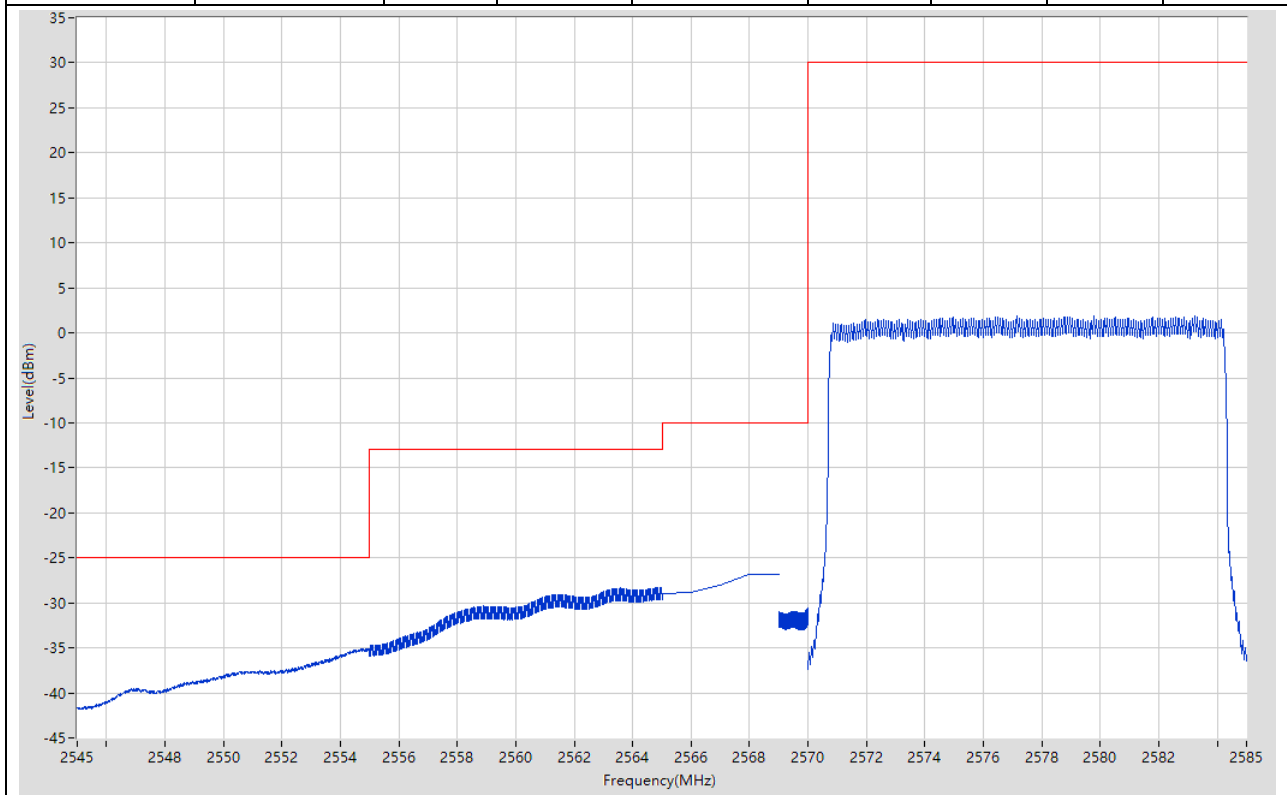
**10.19. LTE Band Edge\_Part22-24-27(NTNV)(Subtest:19, Channel:37825, Bandwidth:15, Modulation:Q16, RB Number: 1, RB Position:LOW)**

Start Frequency (MHz)	Stop Frequency (MHz)	RBW (MHz)	Detector	Frequency (MHz)	Power (dBm)	Limit (dBm)	Verdict	Sweep Point
2545	2555	1	RMS	2554.95	-43.1	-25	Pass	401
2555	2565	1	RMS	2564.275	-35.44	-13	Pass	401
2565	2569	1	RMS	2569	-32.87	-10	Pass	5
2569	2570	0.3	RMS	2569.998	-21.42	-10	Pass	401
2570	2585	0.1	RMS	2570.825	20.79	30	Pass	401



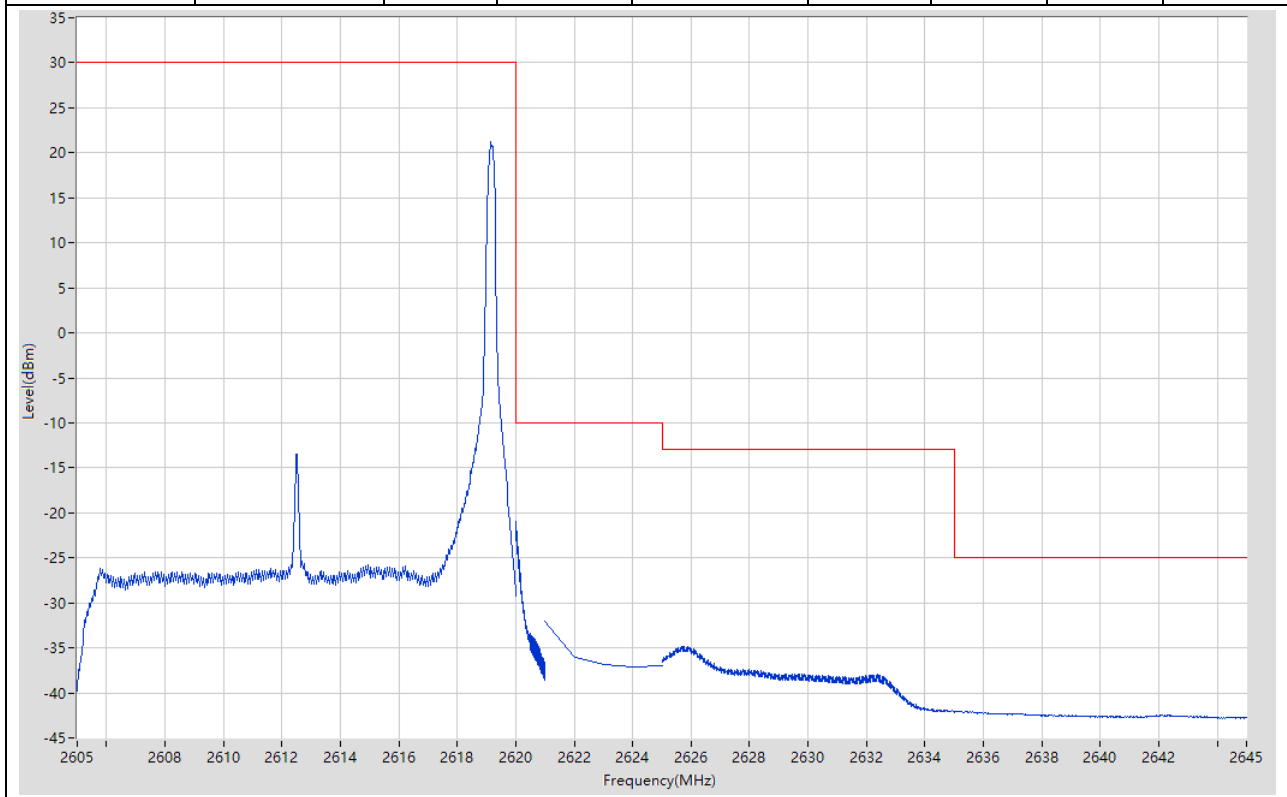
**10.20. LTE Band Edge\_Part22-24-27(NTNV)(Subtest:20, Channel:37825, Bandwidth:15, Modulation:Q16, RB Number: 75, RB Position:LOW)**

Start Frequency (MHz)	Stop Frequency (MHz)	RBW (MHz)	Detector	Frequency (MHz)	Power (dBm)	Limit (dBm)	Verdict	Sweep Point
2545	2555	1	RMS	2554.95	-35.09	-25	Pass	401
2555	2565	1	RMS	2564.975	-28.3	-13	Pass	401
2565	2569	1	RMS	2568	-26.87	-10	Pass	5
2569	2570	0.3	RMS	2569.99	-30.59	-10	Pass	401
2570	2585	0.1	RMS	2577.163	1.86	30	Pass	401



**10.21. LTE Band Edge\_Part22-24-27(NTNV)(Subtest:21, Channel:38175, Bandwidth:15, Modulation:QPSK, RB Number: 1, RB Position:HIGH)**

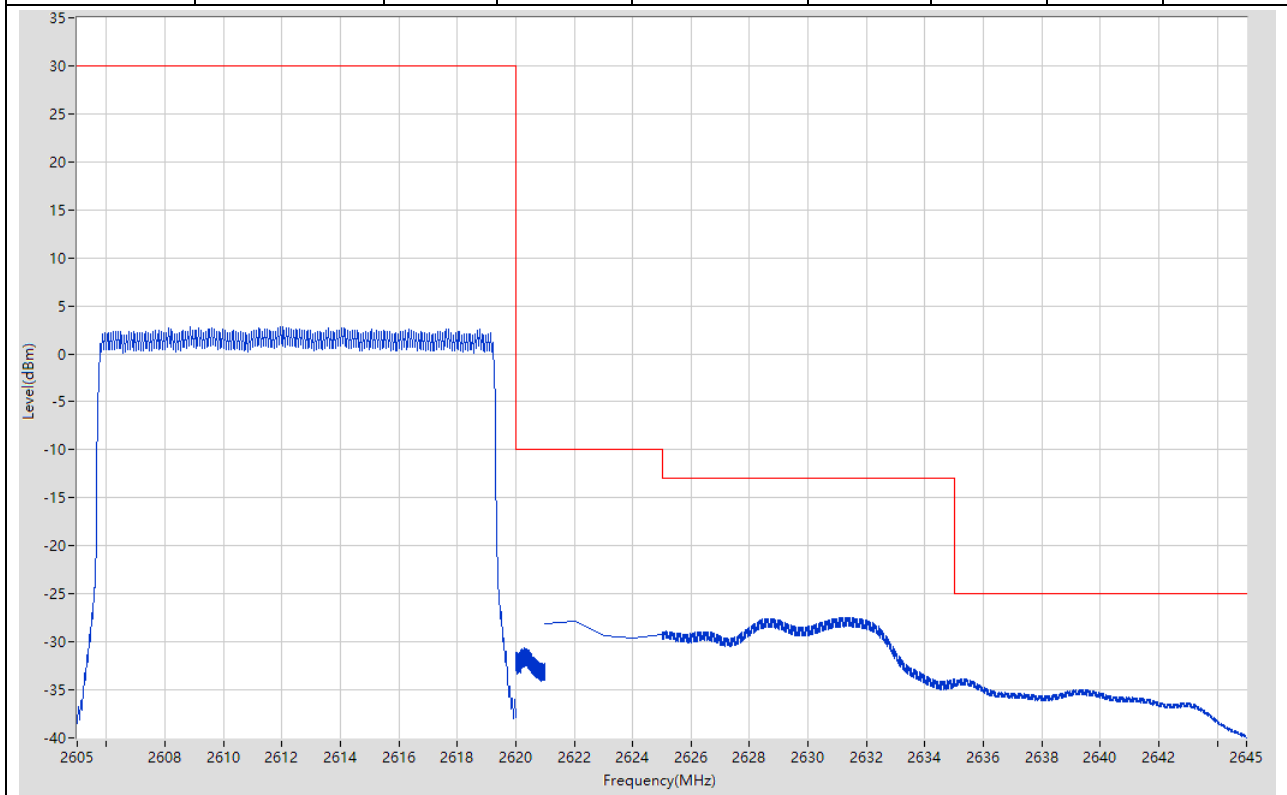
Start Frequency (MHz)	Stop Frequency (MHz)	RBW (MHz)	Detector	Frequency (MHz)	Power (dBm)	Limit (dBm)	Verdict	Sweep Point
2605	2620	0.1	RMS	2619.138	21.26	30	Pass	401
2620	2621	0.3	RMS	2620	-20.9	-10	Pass	401
2621	2625	1	RMS	2621	-32.02	-10	Pass	5
2625	2635	1	RMS	2625.775	-34.81	-13	Pass	401
2635	2645	1	RMS	2635	-42.04	-25	Pass	401





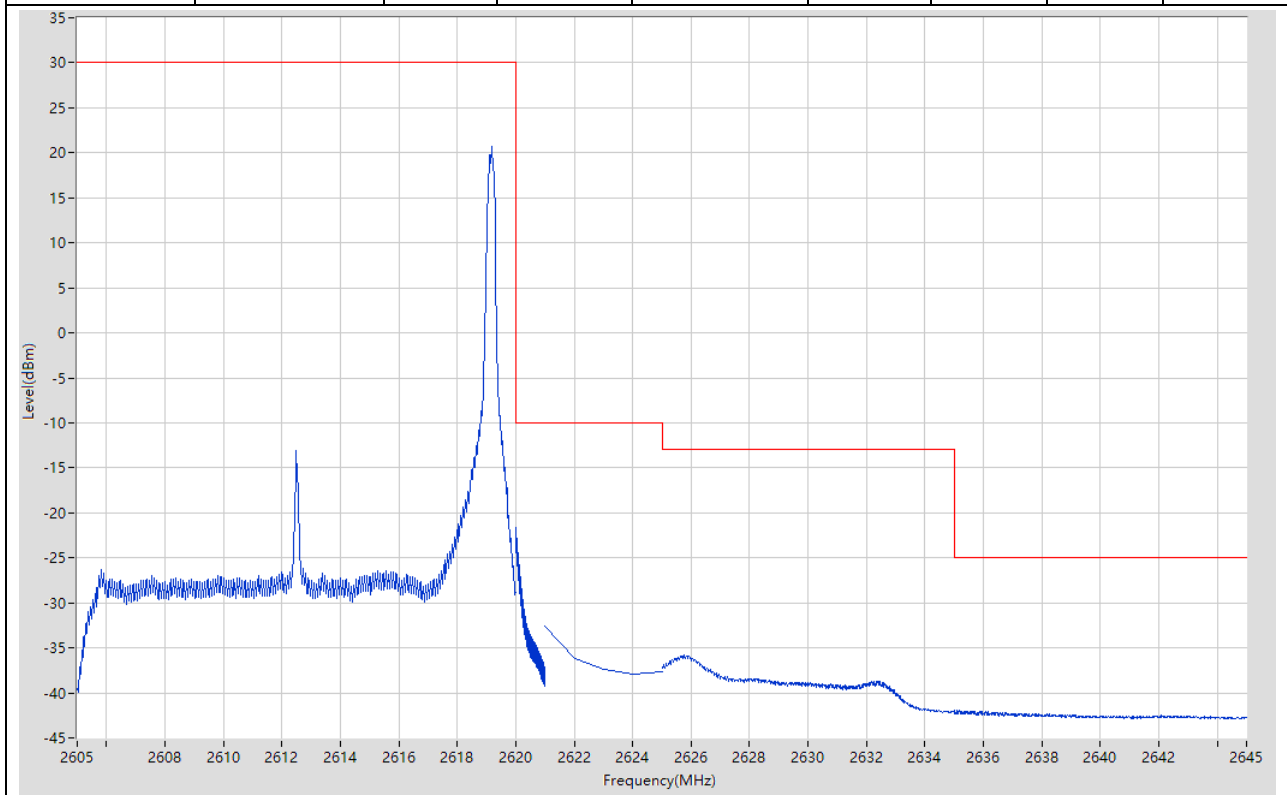
**10.22. LTE Band Edge\_Part22-24-27(NTNV)(Subtest:22, Channel:38175, Bandwidth:15, Modulation:QPSK, RB Number: 75, RB Position:HIGH)**

Start Frequency (MHz)	Stop Frequency (MHz)	RBW (MHz)	Detector	Frequency (MHz)	Power (dBm)	Limit (dBm)	Verdict	Sweep Point
2605	2620	0.1	RMS	2612.013	2.8	30	Pass	401
2620	2621	0.3	RMS	2620.305	-30.62	-10	Pass	401
2621	2625	1	RMS	2622	-27.91	-10	Pass	5
2625	2635	1	RMS	2631.2	-27.47	-13	Pass	401
2635	2645	1	RMS	2635.275	-33.84	-25	Pass	401



**10.23. LTE Band Edge\_Part22-24-27(NTNV)(Subtest:23, Channel:38175, Bandwidth:15, Modulation:Q16, RB Number: 1, RB Position:HIGH)**

Start Frequency (MHz)	Stop Frequency (MHz)	RBW (MHz)	Detector	Frequency (MHz)	Power (dBm)	Limit (dBm)	Verdict	Sweep Point
2605	2620	0.1	RMS	2619.175	20.71	30	Pass	401
2620	2621	0.3	RMS	2620.003	-21.68	-10	Pass	401
2621	2625	1	RMS	2621	-32.6	-10	Pass	5
2625	2635	1	RMS	2625.75	-35.85	-13	Pass	401
2635	2645	1	RMS	2635.075	-41.88	-25	Pass	401



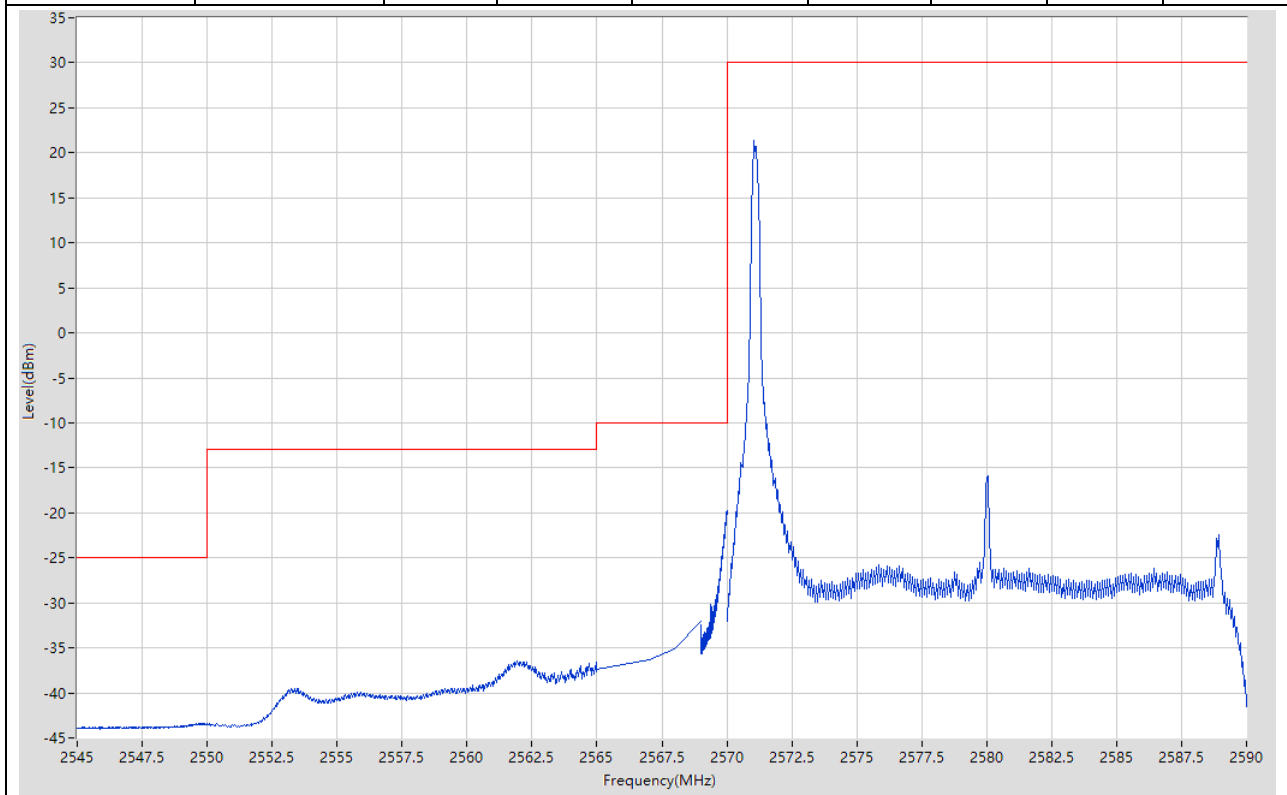
**10.24. LTE Band Edge\_Part22-24-27(NTNV)(Subtest:24, Channel:38175, Bandwidth:15, Modulation:Q16, RB Number: 75, RB Position:HIGH)**

Start Frequency (MHz)	Stop Frequency (MHz)	RBW (MHz)	Detector	Frequency (MHz)	Power (dBm)	Limit (dBm)	Verdict	Sweep Point
2605	2620	0.1	RMS	2610.363	1.42	30	Pass	401
2620	2621	0.3	RMS	2620.003	-30.62	-10	Pass	401
2621	2625	1	RMS	2621	-26.6	-10	Pass	5
2625	2635	1	RMS	2626.275	-27.74	-13	Pass	401
2635	2645	1	RMS	2635.075	-33.34	-25	Pass	401



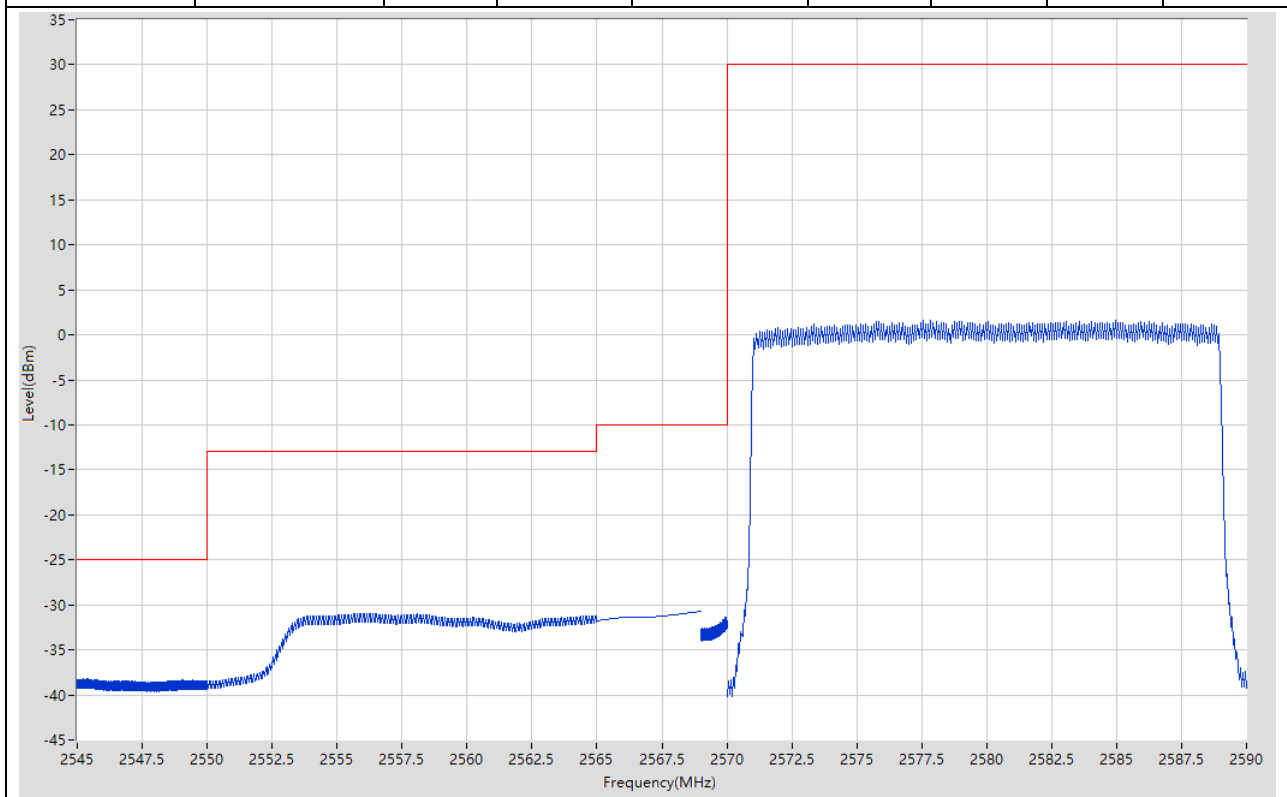
**10.25. LTE Band Edge\_Part22-24-27(NTNV)(Subtest:25, Channel:37850, Bandwidth:20, Modulation:QPSK, RB Number: 1, RB Position:LOW)**

Start Frequency (MHz)	Stop Frequency (MHz)	RBW (MHz)	Detector	Frequency (MHz)	Power (dBm)	Limit (dBm)	Verdict	Sweep Point
2545	2550	1	RMS	2549.925	-43.37	-25	Pass	401
2550	2565	1	RMS	2561.925	-36.46	-13	Pass	401
2565	2569	1	RMS	2569	-32.09	-10	Pass	5
2569	2570	0.51	RMS	2570	-19.73	-10	Pass	401
2570	2590	0.1	RMS	2571.05	21.41	30	Pass	401



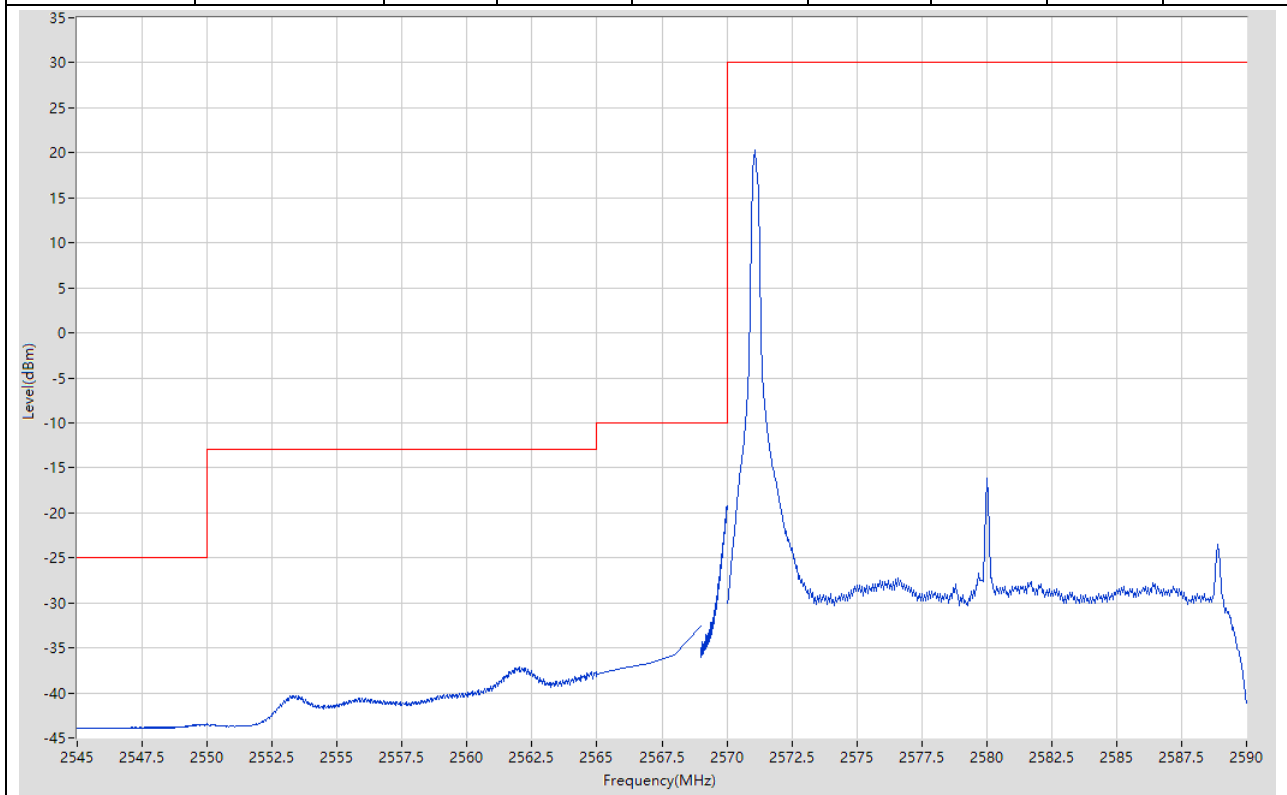
**10.26. LTE Band Edge\_Part22-24-27(NTNV)(Subtest:26, Channel:37850, Bandwidth:20, Modulation:QPSK, RB Number: 100, RB Position:LOW)**

Start Frequency (MHz)	Stop Frequency (MHz)	RBW (MHz)	Detector	Frequency (MHz)	Power (dBm)	Limit (dBm)	Verdict	Sweep Point
2545	2550	1	RMS	2545.375	-38.22	-25	Pass	401
2550	2565	1	RMS	2556.225	-30.94	-13	Pass	401
2565	2569	1	RMS	2569	-30.67	-10	Pass	5
2569	2570	0.51	RMS	2569.988	-31.38	-10	Pass	401
2570	2590	0.1	RMS	2584.95	1.65	30	Pass	401



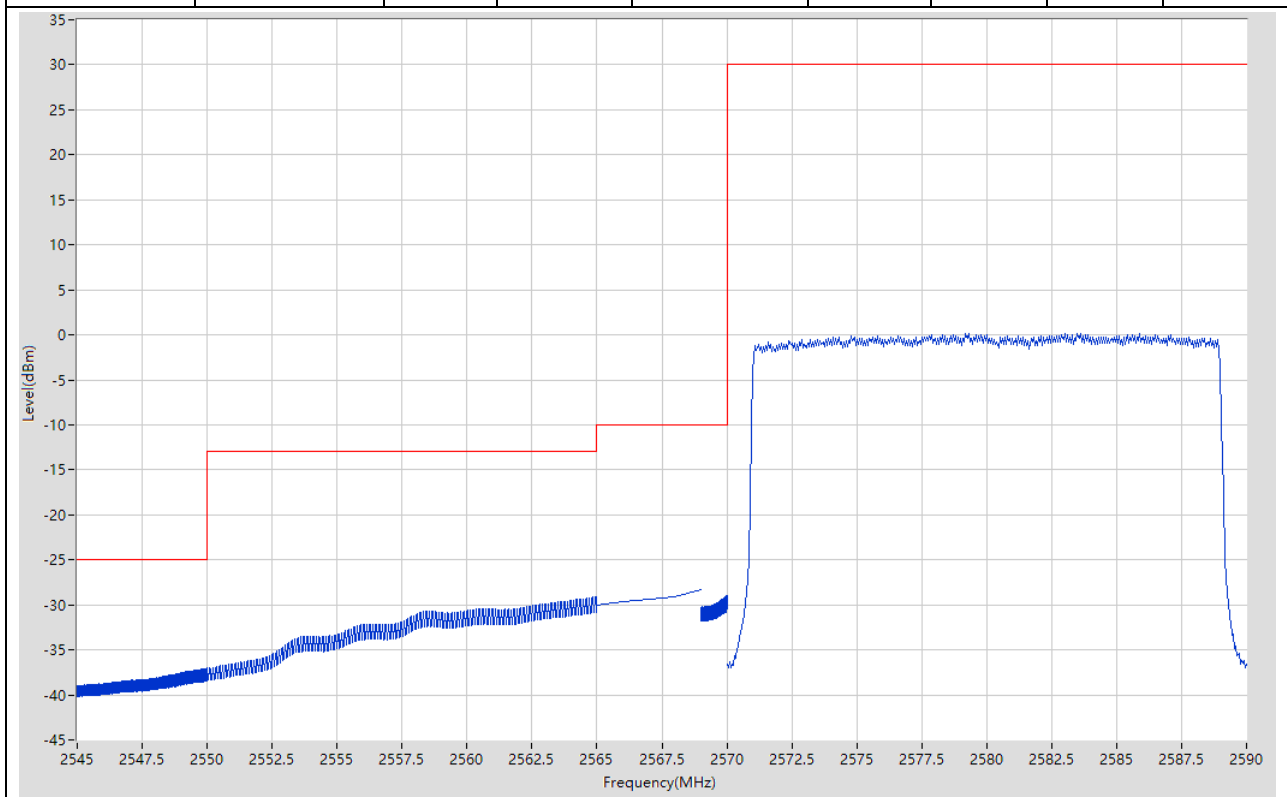
**10.27. LTE Band Edge\_Part22-24-27(NTNV)(Subtest:27, Channel:37850, Bandwidth:20, Modulation:Q16, RB Number: 1, RB Position:LOW)**

Start Frequency (MHz)	Stop Frequency (MHz)	RBW (MHz)	Detector	Frequency (MHz)	Power (dBm)	Limit (dBm)	Verdict	Sweep Point
2545	2550	1	RMS	2550	-43.46	-25	Pass	401
2550	2565	1	RMS	2562.038	-37.11	-13	Pass	401
2565	2569	1	RMS	2569	-32.54	-10	Pass	5
2569	2570	0.51	RMS	2570	-19.29	-10	Pass	401
2570	2590	0.1	RMS	2571.1	20.36	30	Pass	401



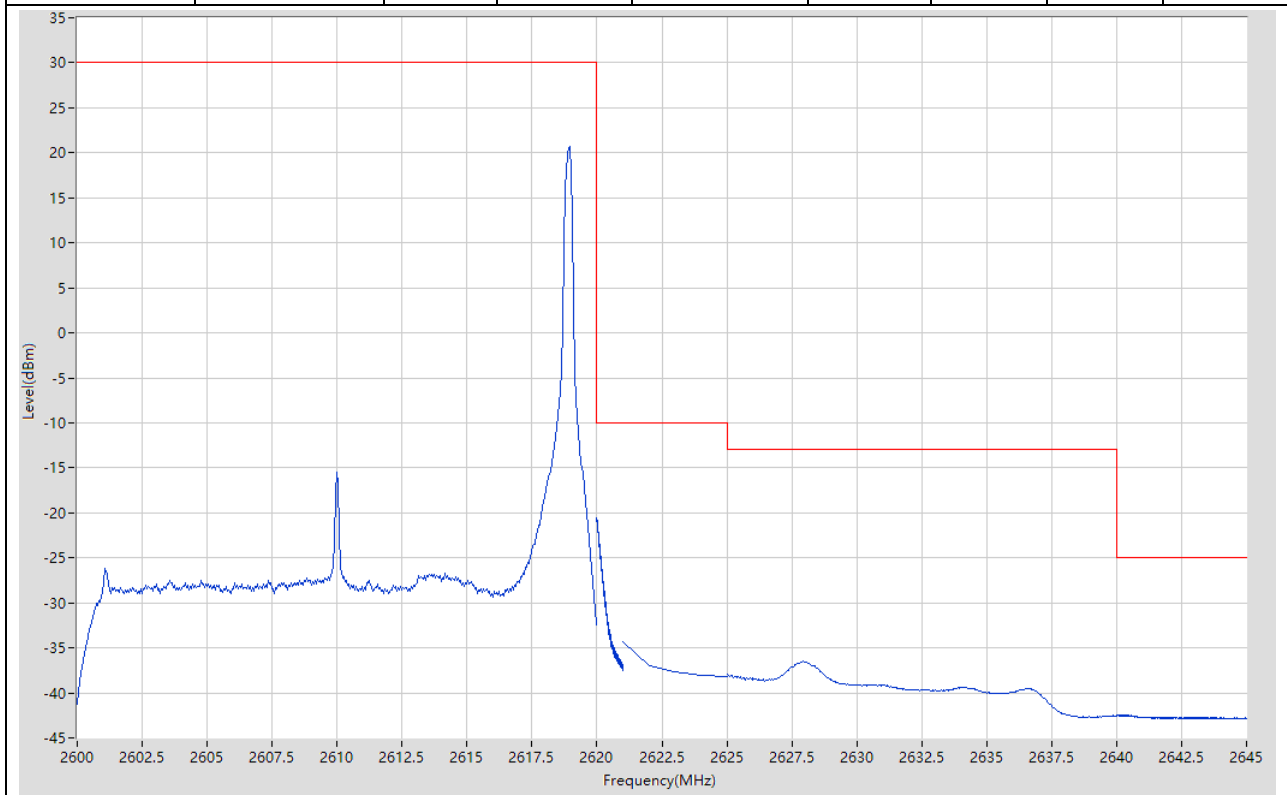
**10.28. LTE Band Edge\_Part22-24-27(NTNV)(Subtest:28, Channel:37850, Bandwidth:20, Modulation:Q16, RB Number: 100, RB Position:LOW)**

Start Frequency (MHz)	Stop Frequency (MHz)	RBW (MHz)	Detector	Frequency (MHz)	Power (dBm)	Limit (dBm)	Verdict	Sweep Point
2545	2550	1	RMS	2550	-37.03	-25	Pass	401
2550	2565	1	RMS	2565	-29.07	-13	Pass	401
2565	2569	1	RMS	2569	-28.28	-10	Pass	5
2569	2570	0.51	RMS	2570	-28.95	-10	Pass	401
2570	2590	0.1	RMS	2583.5	0.19	30	Pass	401



**10.29. LTE Band Edge\_Part22-24-27(NTNV)(Subtest:29, Channel:38150, Bandwidth:20, Modulation:QPSK, RB Number: 1, RB Position:HIGH)**

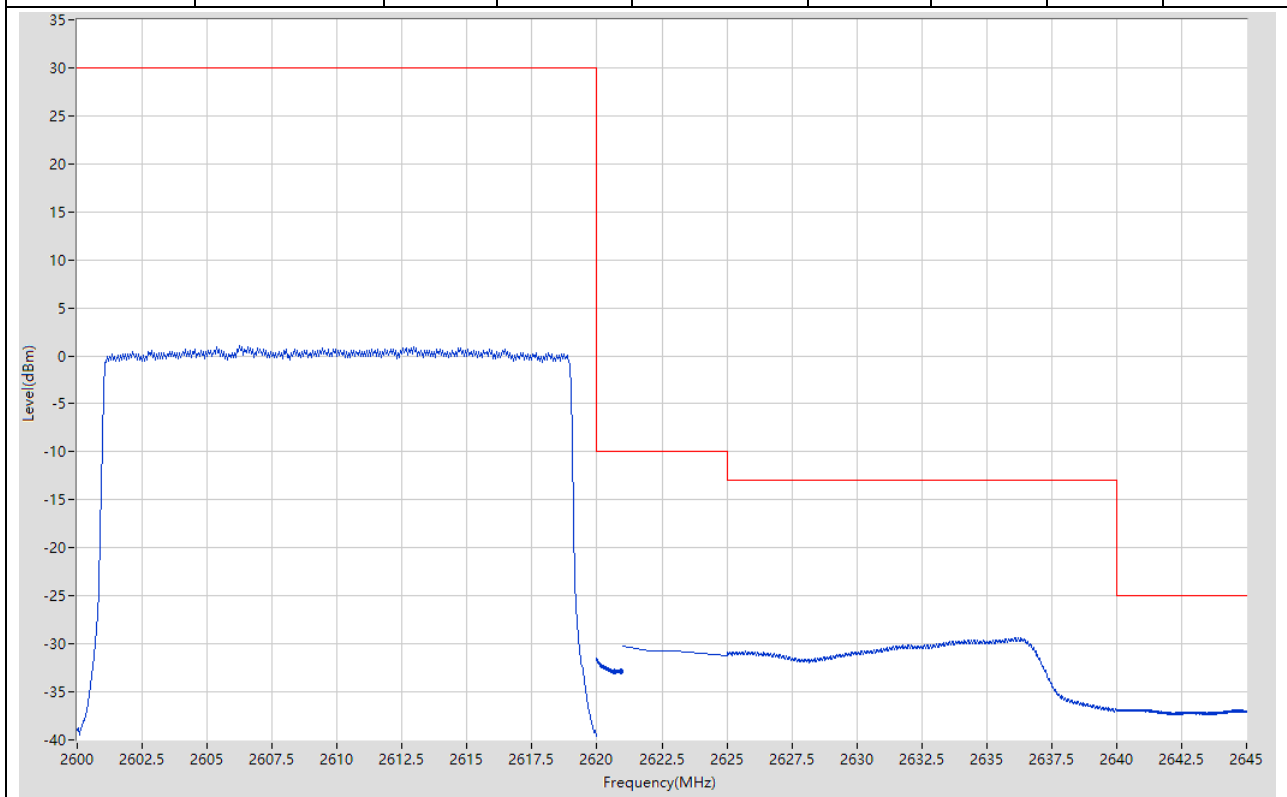
Start Frequency (MHz)	Stop Frequency (MHz)	RBW (MHz)	Detector	Frequency (MHz)	Power (dBm)	Limit (dBm)	Verdict	Sweep Point
2600	2620	0.1	RMS	2618.95	20.71	30	Pass	401
2620	2621	0.51	RMS	2620.003	-20.62	-10	Pass	401
2621	2625	1	RMS	2621	-34.29	-10	Pass	5
2625	2640	1	RMS	2627.925	-36.49	-13	Pass	401
2640	2645	1	RMS	2640.013	-42.44	-25	Pass	401





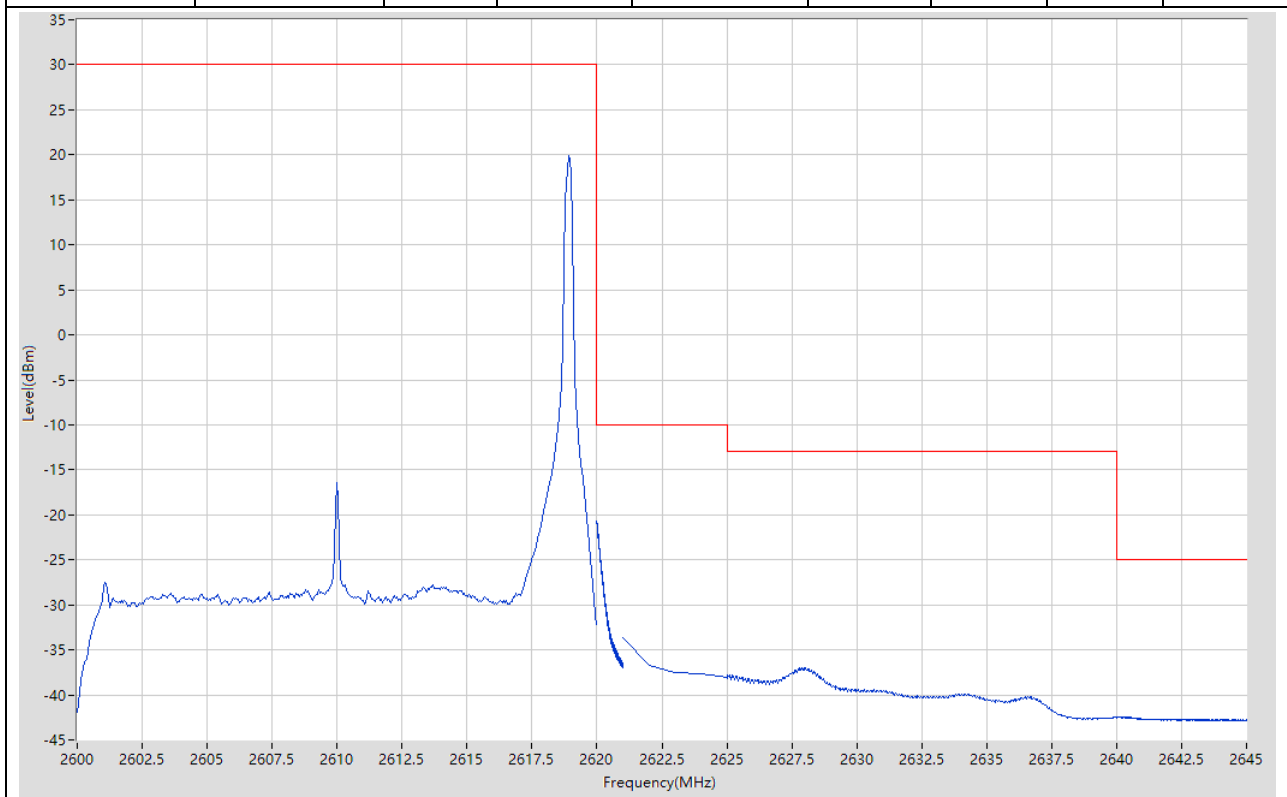
**10.30. LTE Band Edge\_Part22-24-27(NTNV)(Subtest:30, Channel:38150, Bandwidth:20, Modulation:QPSK, RB Number: 100, RB Position:HIGH)**

Start Frequency (MHz)	Stop Frequency (MHz)	RBW (MHz)	Detector	Frequency (MHz)	Power (dBm)	Limit (dBm)	Verdict	Sweep Point
2600	2620	0.1	RMS	2606.25	1.12	30	Pass	401
2620	2621	0.51	RMS	2620.003	-31.51	-10	Pass	401
2621	2625	1	RMS	2621	-30.26	-10	Pass	5
2625	2640	1	RMS	2636.138	-29.37	-13	Pass	401
2640	2645	1	RMS	2640.675	-36.82	-25	Pass	401



**10.31. LTE Band Edge\_Part22-24-27(NTNV)(Subtest:31, Channel:38150, Bandwidth:20, Modulation:Q16, RB Number: 1, RB Position:HIGH)**

Start Frequency (MHz)	Stop Frequency (MHz)	RBW (MHz)	Detector	Frequency (MHz)	Power (dBm)	Limit (dBm)	Verdict	Sweep Point
2600	2620	0.1	RMS	2618.9	19.84	30	Pass	401
2620	2621	0.51	RMS	2620	-20.75	-10	Pass	401
2621	2625	1	RMS	2621	-33.67	-10	Pass	5
2625	2640	1	RMS	2627.888	-36.98	-13	Pass	401
2640	2645	1	RMS	2640.163	-42.44	-25	Pass	401



**10.32. LTE Band Edge\_Part22-24-27(NTNV)(Subtest:32, Channel:38150, Bandwidth:20, Modulation:Q16, RB Number: 100, RB Position:HIGH)**

Start Frequency (MHz)	Stop Frequency (MHz)	RBW (MHz)	Detector	Frequency (MHz)	Power (dBm)	Limit (dBm)	Verdict	Sweep Point
2600	2620	0.1	RMS	2606.05	0.41	30	Pass	401
2620	2621	0.51	RMS	2620.02	-29.38	-10	Pass	401
2621	2625	1	RMS	2621	-27.86	-10	Pass	5
2625	2640	1	RMS	2625.113	-28.85	-13	Pass	401
2640	2645	1	RMS	2640.013	-35.81	-25	Pass	401

