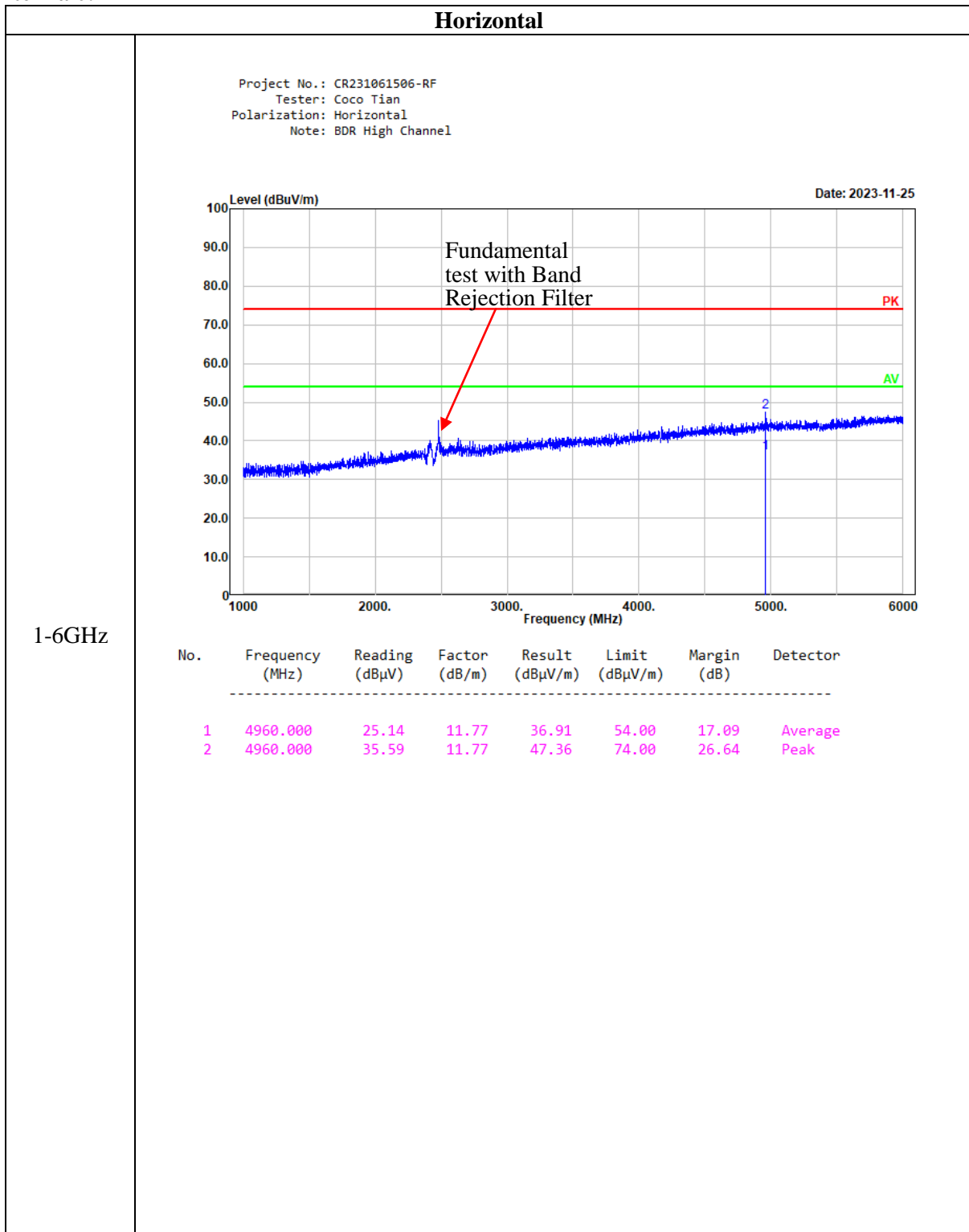


3EDR Mode (8DPSK):

Frequency (MHz)	Receiver		Polar (H/V)	Factor (dB/m)	Result (dB μ V/m)	Limit (dB μ V/m)	Margin (dB)
	Reading (dB μ V)	Detector					
Low Channel:				2402	MHz		
2390.000	27.63	PK	H	31.71	59.34	74.00	14.66
2390.000	15.94	AV	H	31.71	47.65	54.00	6.35
2390.000	27.37	PK	V	31.71	59.08	74.00	14.92
2390.000	15.51	AV	V	31.71	47.22	54.00	6.78
4804.000	34.19	PK	H	11.19	45.38	74.00	28.62
4804.000	25.49	AV	H	11.19	36.68	54.00	17.32
4804.000	35.00	PK	V	11.19	46.19	74.00	27.81
4804.000	23.49	AV	V	11.19	34.68	54.00	19.32
7206.000	35.39	PK	H	15.03	50.42	74.00	23.58
7206.000	22.12	AV	H	15.03	37.15	54.00	16.85
7206.000	35.53	PK	V	15.03	50.56	74.00	23.44
7206.000	22.34	AV	V	15.03	37.37	54.00	16.63
Middle Channel:				2441	MHz		
4882.000	34.62	PK	H	11.48	46.10	74.00	27.90
4882.000	27.42	AV	H	11.48	38.90	54.00	15.10
4882.000	34.27	PK	V	11.48	45.75	74.00	28.25
4882.000	22.64	AV	V	11.48	34.12	54.00	19.88
7323.000	36.59	PK	H	15.57	52.16	74.00	21.84
7323.000	22.16	AV	H	15.57	37.73	54.00	16.27
7323.000	36.71	PK	V	15.57	52.28	74.00	21.72
7323.000	22.54	AV	V	15.57	38.11	54.00	15.89
High Channel:				2480	MHz		
2483.500	27.26	PK	H	32.19	59.45	74.00	14.55
2483.500	15.50	AV	H	32.19	47.69	54.00	6.31
2483.500	26.78	PK	V	32.19	58.97	74.00	15.03
2483.500	15.83	AV	V	32.19	48.02	54.00	5.98
4960.000	35.76	PK	H	11.77	47.53	74.00	26.47
4960.000	28.70	AV	H	11.77	40.47	54.00	13.53
4960.000	34.81	PK	V	11.77	46.58	74.00	27.42
4960.000	23.96	AV	V	11.77	35.73	54.00	18.27
7440.000	35.85	PK	H	15.98	51.83	74.00	22.17
7440.000	22.81	AV	H	15.98	38.79	54.00	15.21
7440.000	36.61	PK	V	15.98	52.59	74.00	21.41
7440.000	22.38	AV	V	15.98	38.36	54.00	15.64

Worst test plots (BDR Mode)

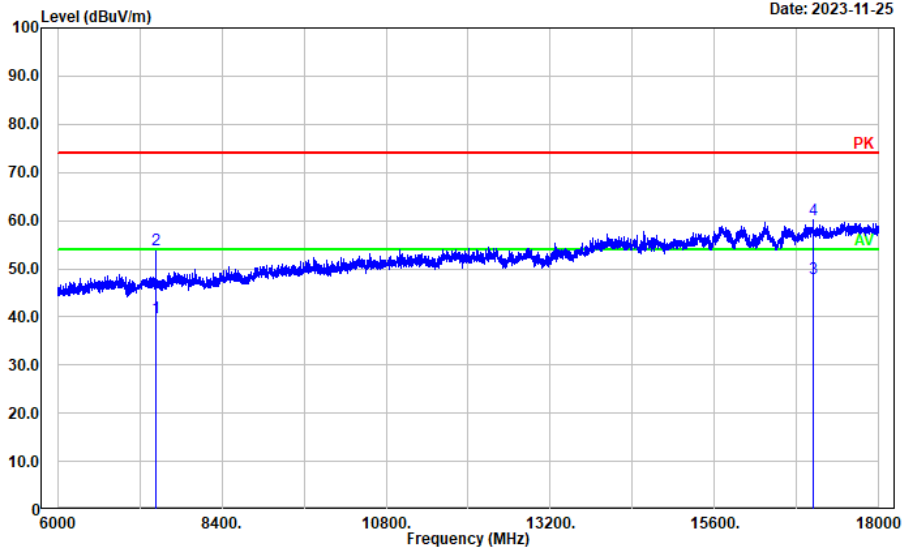
Antenna 0:



Horizontal

Project No.: CR231061506-RF
 Tester: Coco Tian
 Polarization: Horizontal
 Note: BDR High Channel

Date: 2023-11-25



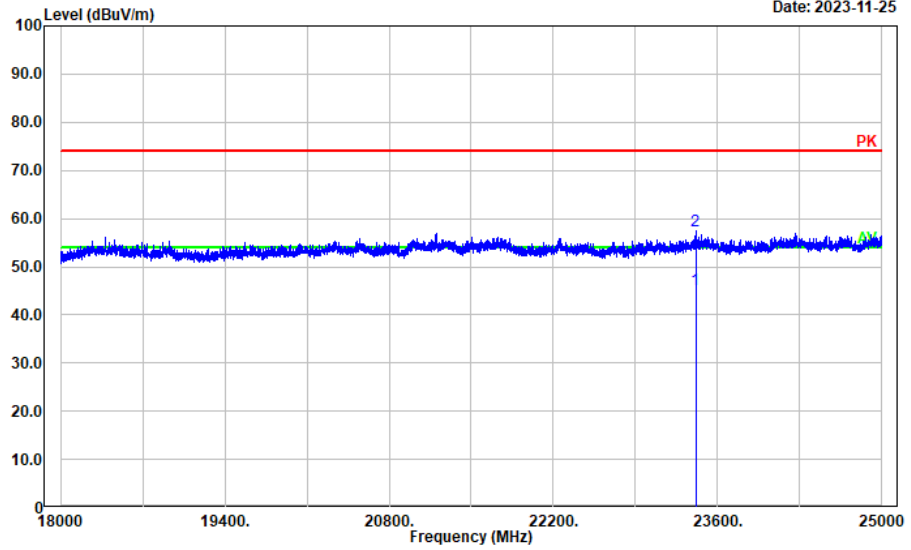
6-18GHz

No.	Frequency (MHz)	Reading (dBuV)	Factor (dB/m)	Result (dBuV/m)	Limit (dBuV/m)	Margin (dB)	Detector
1	7440.000	23.90	15.98	39.88	54.00	14.12	Average
2	7440.000	37.82	15.98	53.80	74.00	20.20	Peak
3	17037.410	19.64	28.25	47.89	54.00	6.11	Average
4	17037.410	31.93	28.25	60.18	74.00	13.82	Peak

Horizontal

Project No.: CR231061506-RF
 Tester: Coco Tian
 Polarization: Horizontal
 Note: BDR High Channel

Date: 2023-11-25



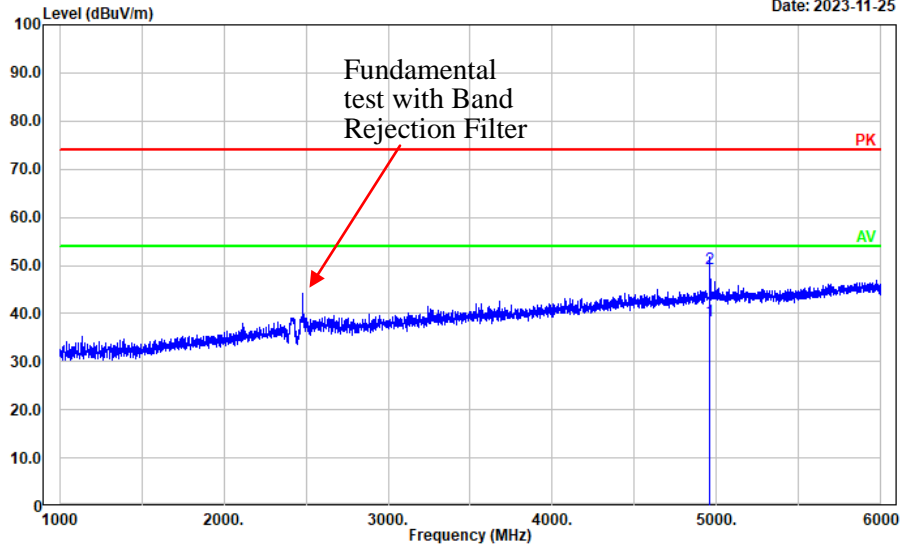
18-25GHz

No.	Frequency (MHz)	Reading (dBμV)	Factor (dB/m)	Result (dBμV/m)	Limit (dBμV/m)	Margin (dB)	Detector
1	23412.080	39.82	5.40	45.22	54.00	8.78	Average
2	23412.080	52.18	5.40	57.58	74.00	16.42	Peak

Vertical

Project No.: CR231061506-RF
 Tester: Coco Tian
 Polarization: vertical
 Note: BDR High Channel

Date: 2023-11-25



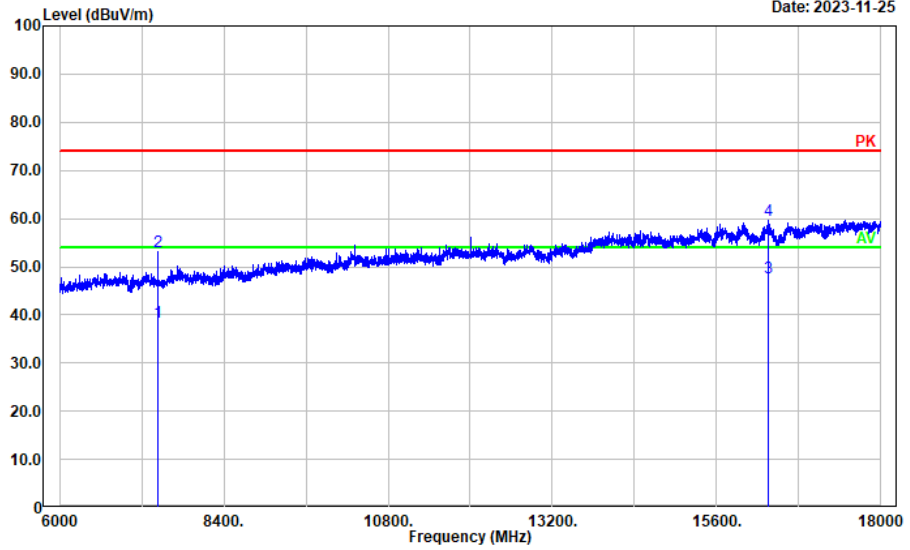
1-6GHz

No.	Frequency (MHz)	Reading (dBμV)	Factor (dB/m)	Result (dBμV/m)	Limit (dBμV/m)	Margin (dB)	Detector
1	4960.000	26.66	11.77	38.43	54.00	15.57	Average
2	4960.000	37.54	11.77	49.31	74.00	24.69	Peak

Vertical

Project No.: CR231061506-RF
 Tester: Coco Tian
 Polarization: Vertical
 Note: BDR High Channel

Date: 2023-11-25



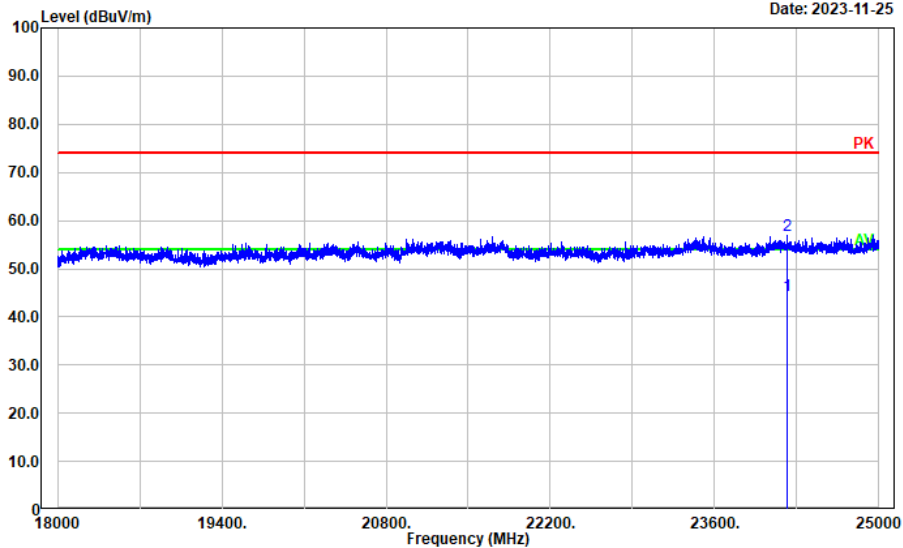
6-18GHz

No.	Frequency (MHz)	Reading (dBμV)	Factor (dB/m)	Result (dBμV/m)	Limit (dBμV/m)	Margin (dB)	Detector
1	7440.000	22.55	15.98	38.53	54.00	15.47	Average
2	7440.000	37.10	15.98	53.08	74.00	20.92	Peak
3	16362.870	21.98	25.71	47.69	54.00	6.31	Average
4	16362.870	33.95	25.71	59.66	74.00	14.34	Peak

Vertical

Project No.: CR231061506-RF
 Tester: Coco Tian
 Polarization: Vertical
 Note: BDR High Channel

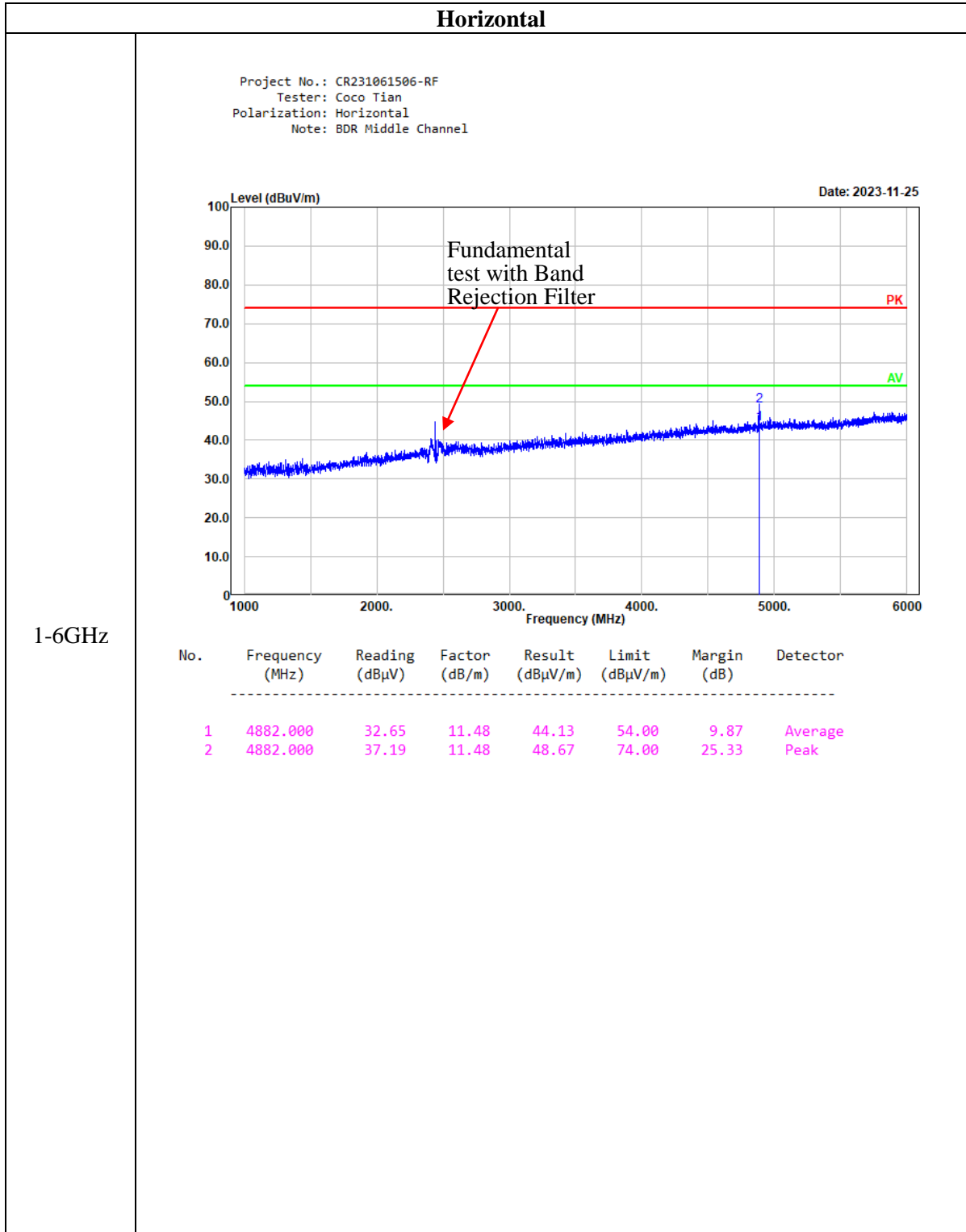
Date: 2023-11-25



18-25GHz

No.	Frequency (MHz)	Reading (dBμV)	Factor (dB/m)	Result (dBμV/m)	Limit (dBμV/m)	Margin (dB)	Detector
1	24217.240	39.58	4.99	44.57	54.00	9.43	Average
2	24217.240	51.86	4.99	56.85	74.00	17.15	Peak

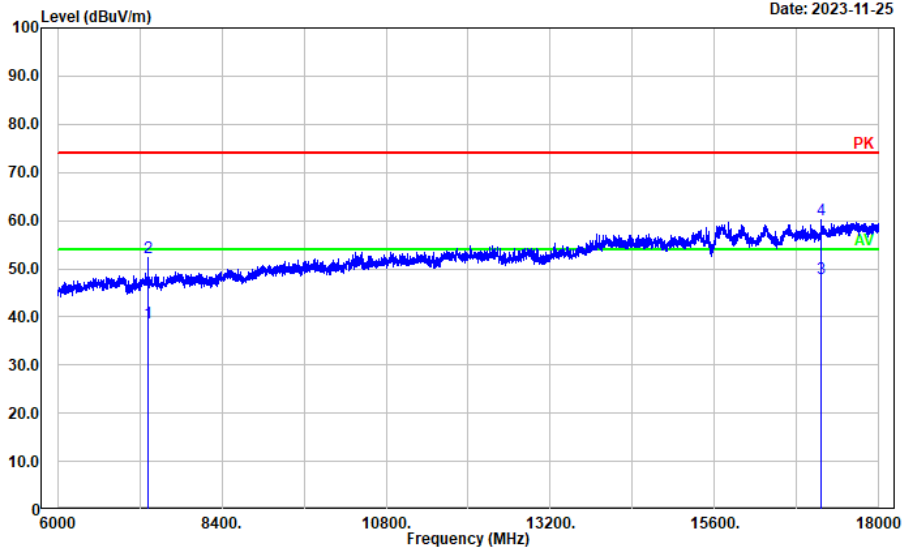
Antenna 1:



Horizontal

Project No.: CR231061506-RF
 Tester: Coco Tian
 Polarization: Horizontal
 Note: BDR Middle Channel

Date: 2023-11-25



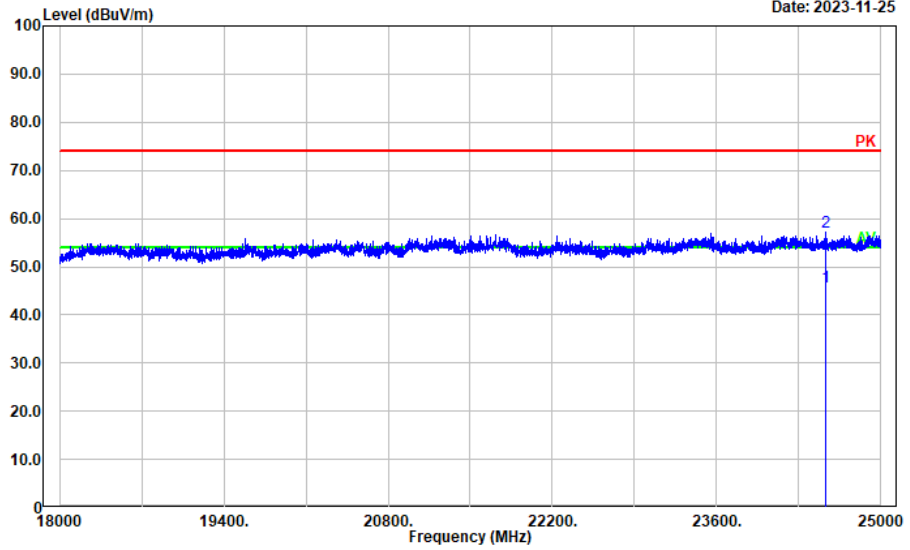
6-18GHz

No.	Frequency (MHz)	Reading (dBμV)	Factor (dB/m)	Result (dBμV/m)	Limit (dBμV/m)	Margin (dB)	Detector
1	7323.000	23.21	15.57	38.78	54.00	15.22	Average
2	7323.000	36.75	15.57	52.32	74.00	21.68	Peak
3	17150.230	19.33	28.55	47.88	54.00	6.12	Average
4	17150.230	31.67	28.55	60.22	74.00	13.78	Peak

Horizontal

Project No.: CR231061506-RF
 Tester: Coco Tian
 Polarization: Horizontal
 Note: BDR Middle Channel

Date: 2023-11-25



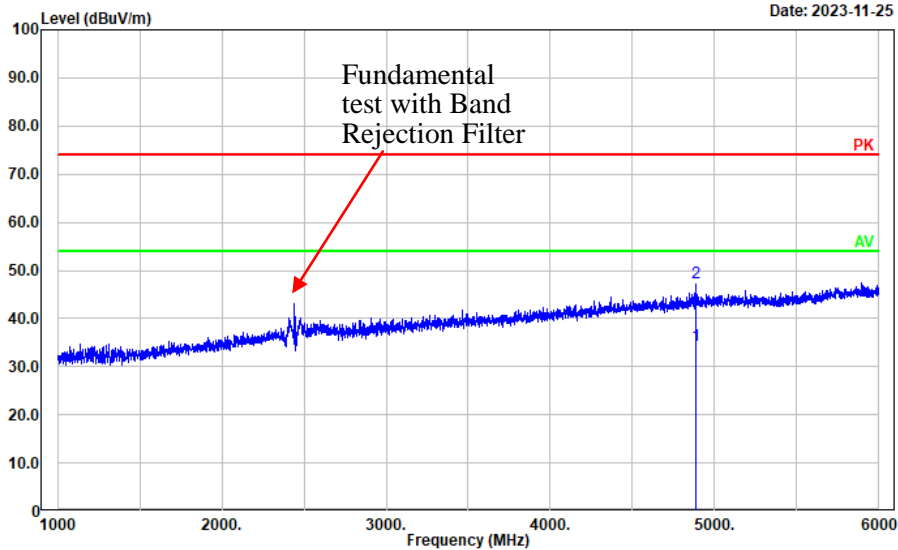
18-25GHz

No.	Frequency (MHz)	Reading (dBμV)	Factor (dB/m)	Result (dBμV/m)	Limit (dBμV/m)	Margin (dB)	Detector
1	24530.910	40.38	5.36	45.74	54.00	8.26	Average
2	24530.910	51.92	5.36	57.28	74.00	16.72	Peak

Vertical

Project No.: CR231061506-RF
 Tester: Coco Tian
 Polarization: Vertical
 Note: BDR Middle Channel

Date: 2023-11-25



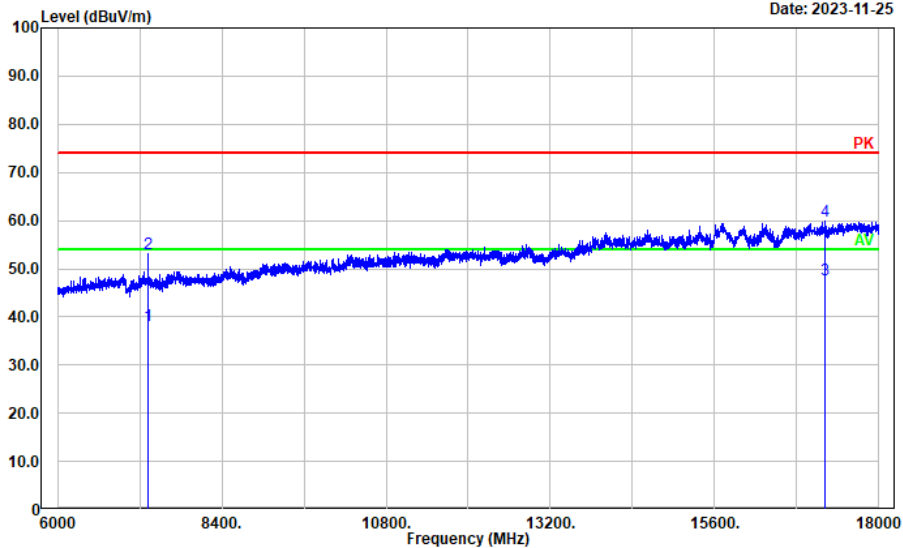
1-6GHz

No.	Frequency (MHz)	Reading (dBμV)	Factor (dB/m)	Result (dBμV/m)	Limit (dBμV/m)	Margin (dB)	Detector
1	4882.000	22.88	11.48	34.36	54.00	19.64	Average
2	4882.000	35.98	11.48	47.46	74.00	26.54	Peak

Vertical

Project No.: CR231061506-RF
 Tester: Coco Tian
 Polarization: Vertical
 Note: BDR Middle Channel

Date: 2023-11-25



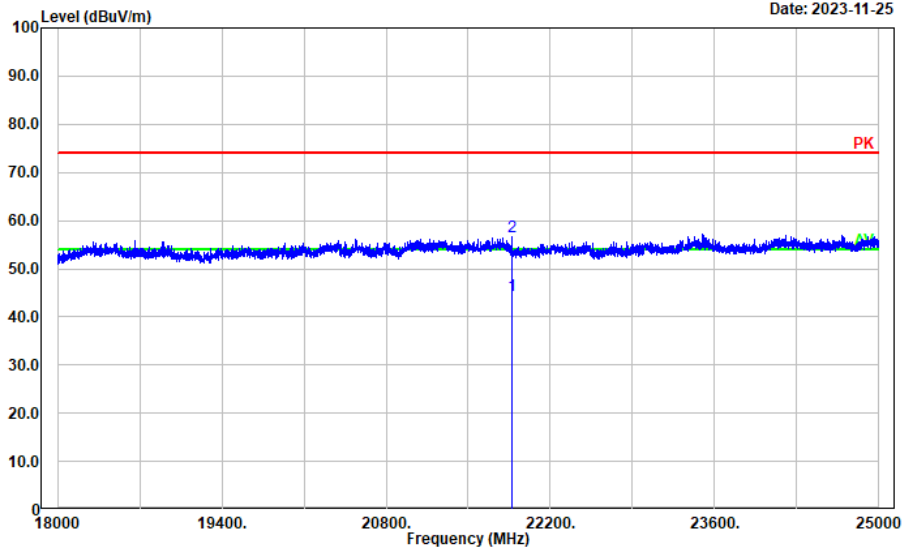
6-18GHz

No.	Frequency (MHz)	Reading (dBμV)	Factor (dB/m)	Result (dBμV/m)	Limit (dBμV/m)	Margin (dB)	Detector
1	7323.000	22.60	15.57	38.17	54.00	15.83	Average
2	7323.000	37.54	15.57	53.11	74.00	20.89	Peak
3	17205.440	19.03	28.62	47.65	54.00	6.35	Average
4	17205.440	31.15	28.62	59.77	74.00	14.23	Peak

Vertical

Project No.: CR231061506-RF
 Tester: Coco Tian
 Polarization: Vertical
 Note: BDR Middle Channel

Date: 2023-11-25



18-25GHz

No.	Frequency (MHz)	Reading (dBμV)	Factor (dB/m)	Result (dBμV/m)	Limit (dBμV/m)	Margin (dB)	Detector
1	21875.970	39.57	4.76	44.33	54.00	9.67	Average
2	21875.970	51.83	4.76	56.59	74.00	17.41	Peak

4.3 20 dB Emission Bandwidth

Serial Number:	2CII-1	Test Date:	2023/11/19
Test Site:	RF	Test Mode:	Transmitting
Tester:	Lingling Li	Test Result:	N/A

Environmental Conditions:

Temperature: (°C)	24	Relative Humidity: (%)	48	ATM Pressure: (kPa)	100.28
----------------------	----	---------------------------	----	------------------------	--------

Test Equipment List and Details:

Manufacturer	Description	Model	Serial Number	Calibration Date	Calibration Due Date
R&S	Spectrum Analyzer	FSV40	101590	2023/11/16	2024/11/15
zhuoxiang	Coaxial Cable	SMA-178	211003	Each time	N/A
eastsheep	Coaxial Attenuator	2W-SMA-JK-18G	21060302	Each time	N/A

** Statement of Traceability: China Certification ICT Co., Ltd (Dongguan) attests that all calibrations have been performed, traceable to National Primary Standards and International System of Units (SI).*

Test Data:

Antenna 0:

Test Modes	Test Channel	Test Frequency (MHz)	20 dB Bandwidth (MHz)
BDR Mode (GFSK)	Lowest	2402	0.864
	Middle	2441	0.864
	Highest	2480	0.864
EDR Mode ($\pi/4$ -DQPSK)	Lowest	2402	1.263
	Middle	2441	1.263
	Highest	2480	1.260
EDR Mode (8DPSK)	Lowest	2402	1.257
	Middle	2441	1.260
	Highest	2480	1.257

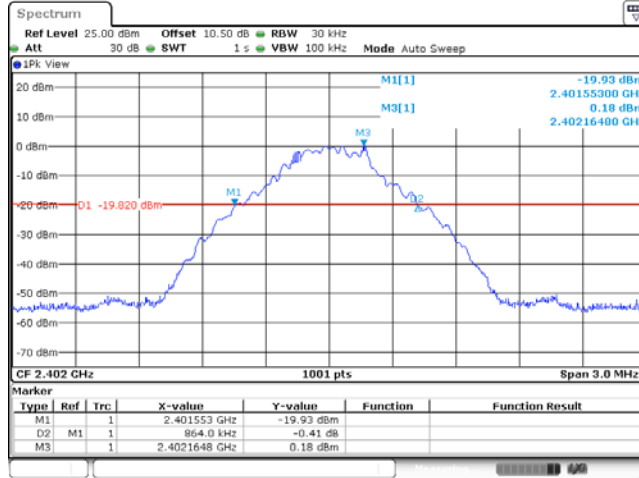
Antenna 1:

Test Modes	Test Channel	Test Frequency (MHz)	20 dB Bandwidth (MHz)
BDR Mode (GFSK)	Lowest	2402	0.864
	Middle	2441	0.864
	Highest	2480	0.864
EDR Mode ($\pi/4$ -DQPSK)	Lowest	2402	1.263
	Middle	2441	1.263
	Highest	2480	1.260
EDR Mode (8DPSK)	Lowest	2402	1.257
	Middle	2441	1.257
	Highest	2480	1.257

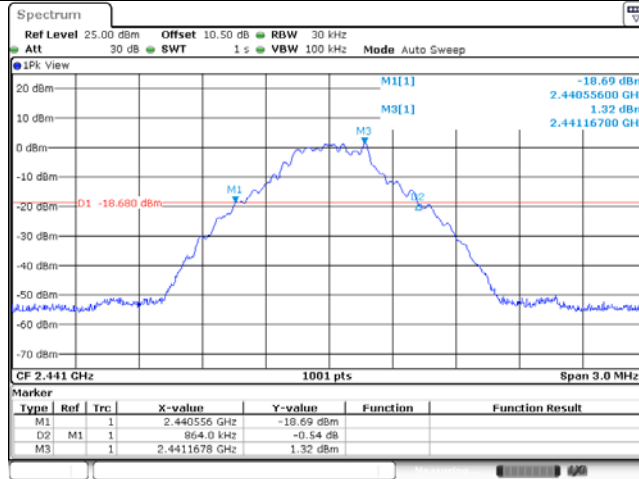
Antenna 0:

BDR Mode (GFSK)

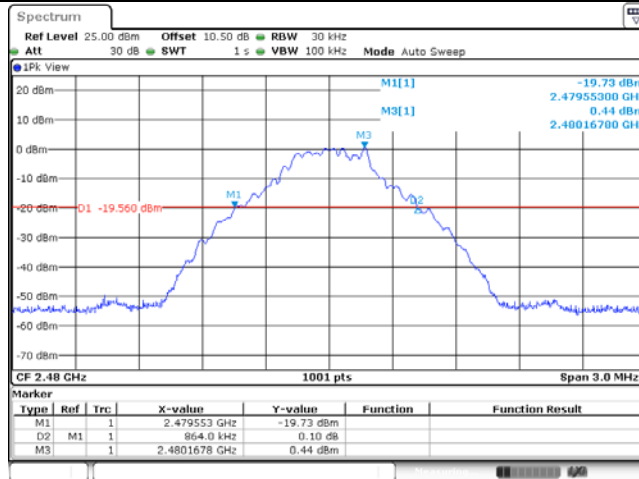
Lowest Channel



Middle Channel

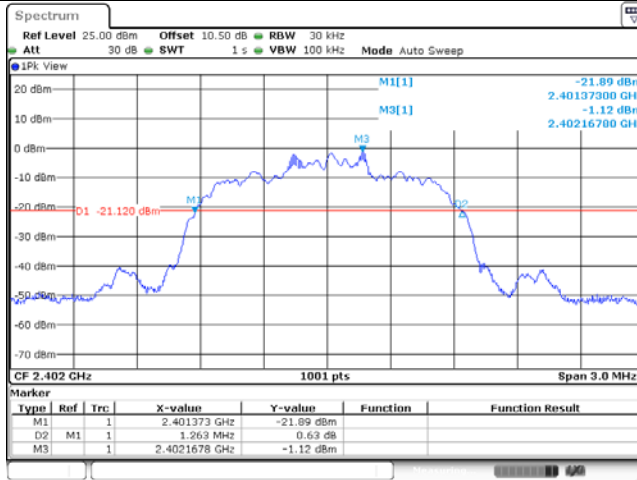


Highest Channel



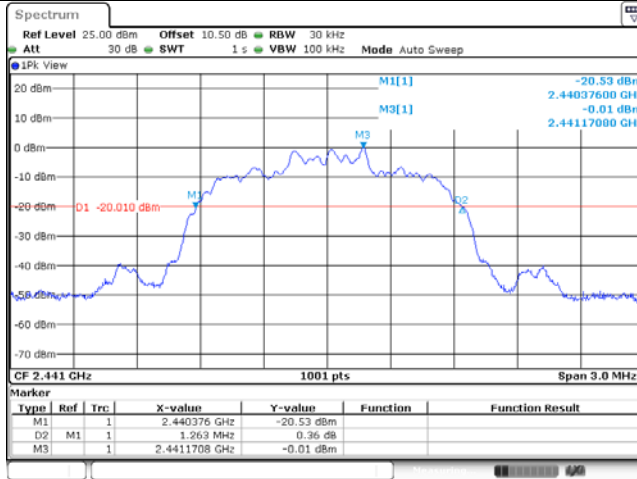
EDR Mode ($\pi/4$ -DQPSK)

Lowest Channel



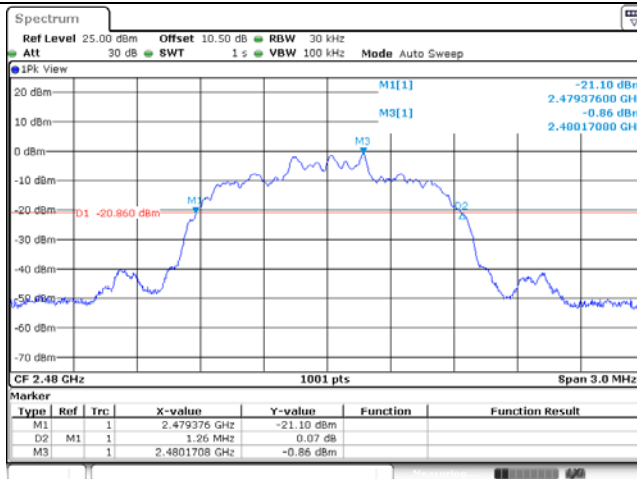
ProjectNo.:CR231061506-RF Tester:Lingling Li
Date: 19.NOV.2023 11:58:50

Middle Channel



ProjectNo.:CR231061506-RF Tester:Lingling Li
Date: 19.NOV.2023 13:06:09

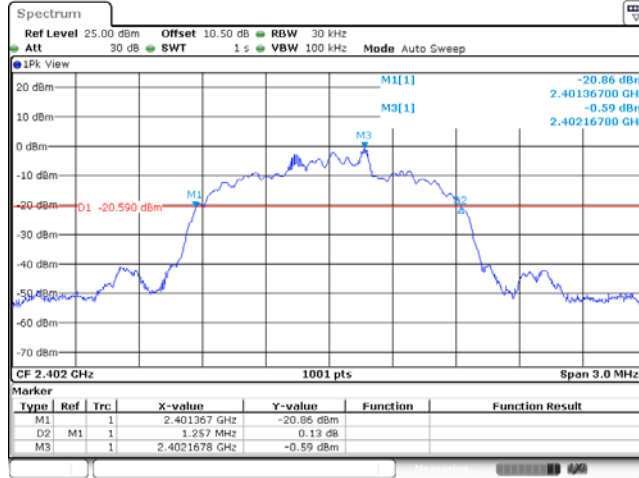
Highest Channel



ProjectNo.:CR231061506-RF Tester:Lingling Li
Date: 19.NOV.2023 13:17:54

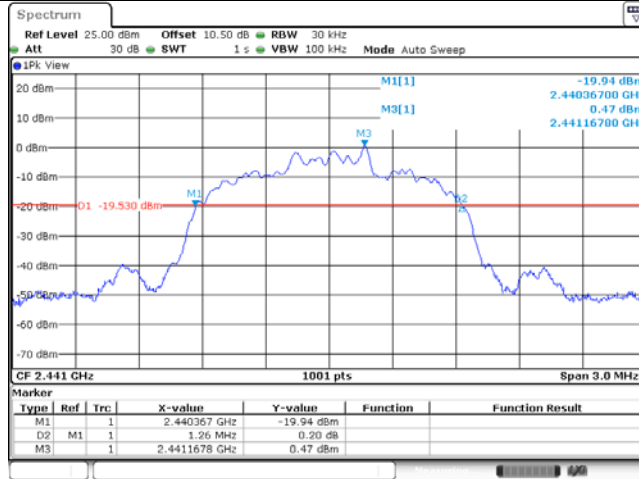
EDR Mode (8DPSK)

Lowest Channel



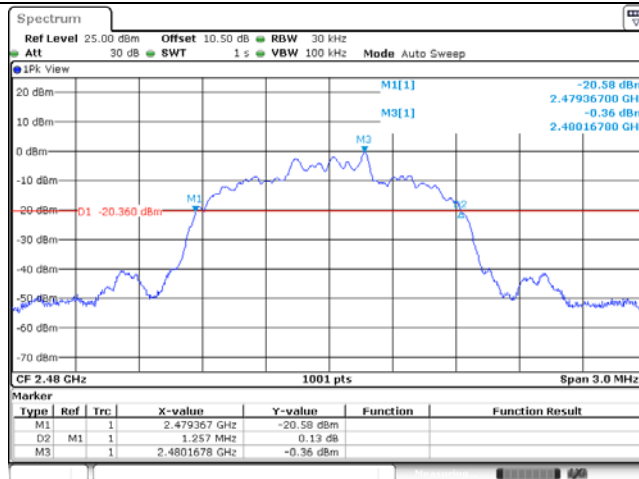
ProjectNo.:CR231061506-RF Tester:Lingling Li
Date: 19.NOV.2023 12:01:07

Middle Channel



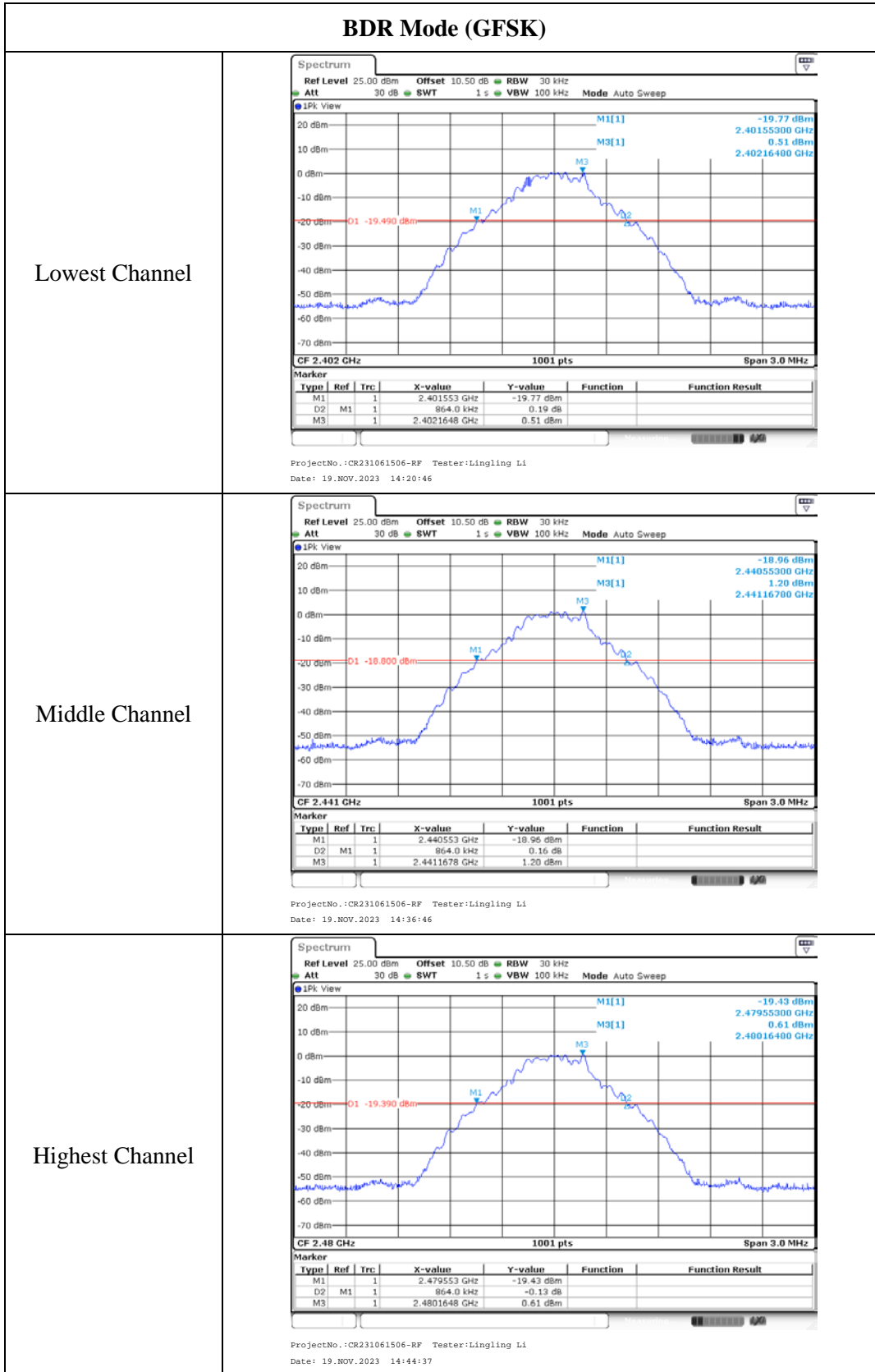
ProjectNo.:CR231061506-RF Tester:Lingling Li
Date: 19.NOV.2023 13:09:33

Highest Channel



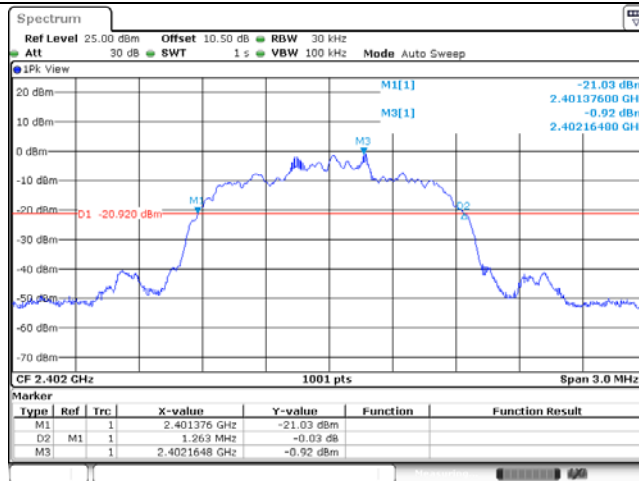
ProjectNo.:CR231061506-RF Tester:Lingling Li
Date: 19.NOV.2023 13:20:36

Antenna 1:



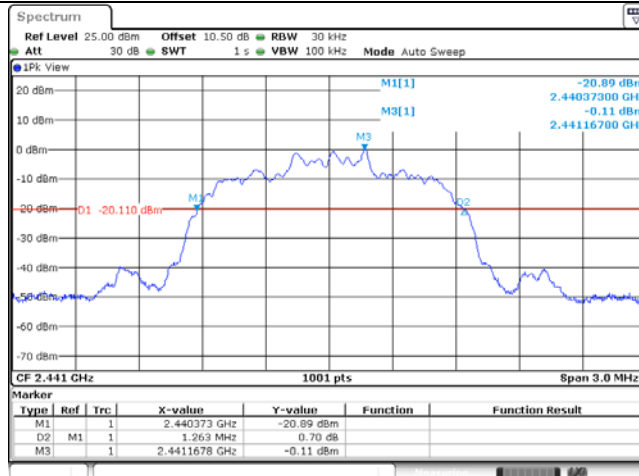
EDR Mode ($\pi/4$ -DQPSK)

Lowest Channel



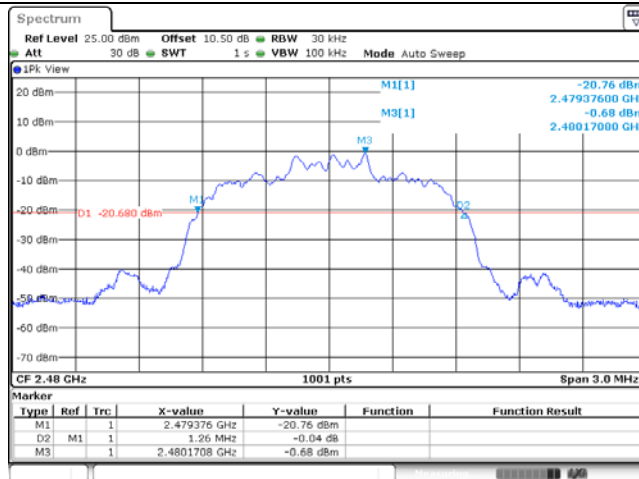
ProjectNo.:CR231061506-RF Tester:Lingling Li
Date: 19.NOV.2023 14:23:09

Middle Channel



ProjectNo.:CR231061506-RF Tester:Lingling Li
Date: 19.NOV.2023 14:40:30

Highest Channel



ProjectNo.:CR231061506-RF Tester:Lingling Li
Date: 19.NOV.2023 14:47:15

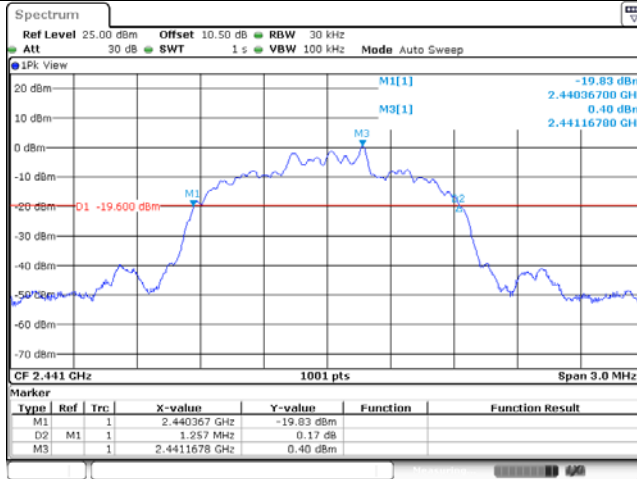
EDR Mode (8DPSK)

Lowest Channel



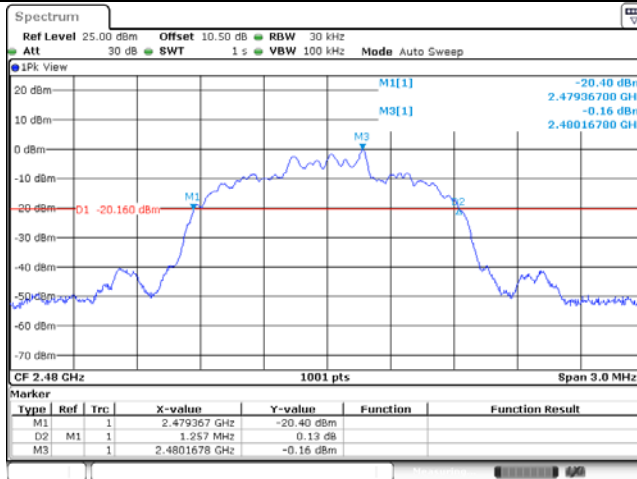
ProjectNo.:CR231061506-RF Tester:Lingling Li
Date: 19.NOV.2023 14:26:09

Middle Channel



ProjectNo.:CR231061506-RF Tester:Lingling Li
Date: 19.NOV.2023 14:42:33

Highest Channel



ProjectNo.:CR231061506-RF Tester:Lingling Li
Date: 19.NOV.2023 14:49:22

4.4 Channel Separation

Serial Number:	2CII-1	Test Date:	2023/11/19
Test Site:	RF	Test Mode:	Transmitting
Tester:	Lingling Li	Test Result:	Pass

Environmental Conditions:

Temperature: (°C)	24	Relative Humidity: (%)	48	ATM Pressure: (kPa)	100.28
----------------------	----	------------------------------	----	------------------------	--------

Test Equipment List and Details:

Manufacturer	Description	Model	Serial Number	Calibration Date	Calibration Due Date
R&S	Spectrum Analyzer	FSV40	101590	2023/11/16	2024/11/15
zhuoxiang	Coaxial Cable	SMA-178	211003	Each time	N/A
eastsheep	Coaxial Attenuator	2W-SMA-JK-18G	21060302	Each time	N/A

* Statement of Traceability: China Certification ICT Co., Ltd (Dongguan) attests that all calibrations have been performed, traceable to National Primary Standards and International System of Units (SI).

Test Data:

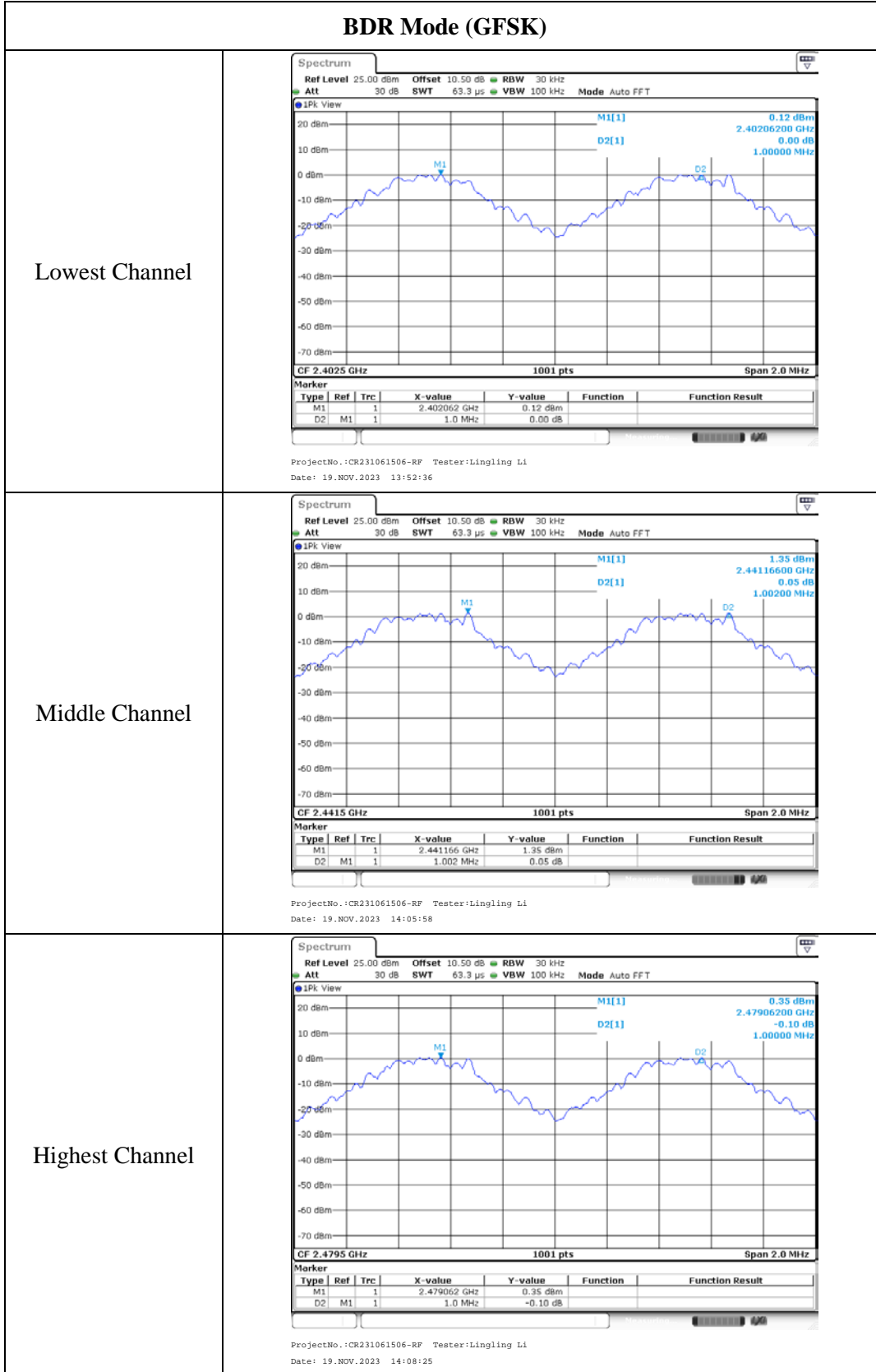
Antenna 0:

Test Modes	Test Frequency (MHz)	Channel Separation (MHz)	Limits (MHz)
BDR Mode (GFSK)	2402	1.000	0.576
	2441	1.002	0.576
	2480	1.000	0.576
EDR Mode ($\pi/4$ -DQPSK)	2402	1.000	0.842
	2441	1.002	0.842
	2480	1.002	0.840
EDR Mode (8DPSK)	2402	1.000	0.838
	2441	1.000	0.840
	2480	1.000	0.838

Antenna 1:

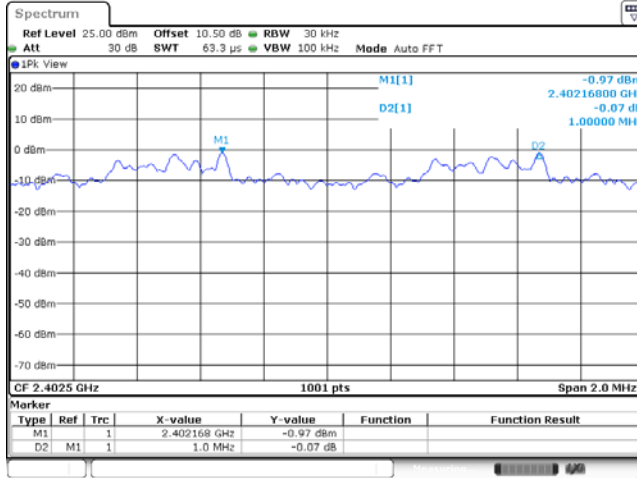
Test Modes	Test Frequency (MHz)	Channel Separation (MHz)	Limits (MHz)
BDR Mode (GFSK)	2402	1.000	0.576
	2441	1.000	0.576
	2480	1.002	0.576
EDR Mode ($\pi/4$ -DQPSK)	2402	1.002	0.842
	2441	1.000	0.842
	2480	1.002	0.840
EDR Mode (8DPSK)	2402	1.000	0.838
	2441	1.002	0.838
	2480	1.000	0.838

Antenna 0:



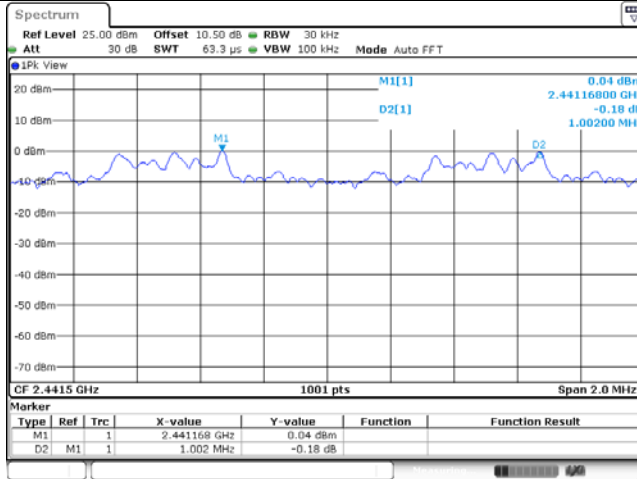
EDR Mode ($\pi/4$ -DQPSK)

Lowest Channel



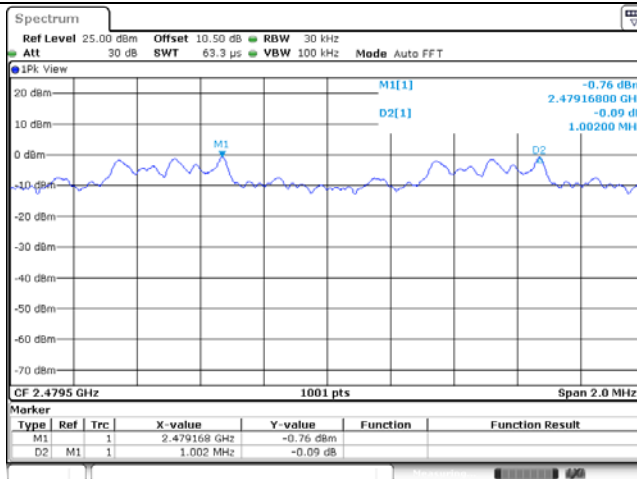
ProjectNo.:CR231061506-RF Tester:Lingling Li
Date: 19.NOV.2023 13:53:25

Middle Channel



ProjectNo.:CR231061506-RF Tester:Lingling Li
Date: 19.NOV.2023 14:06:56

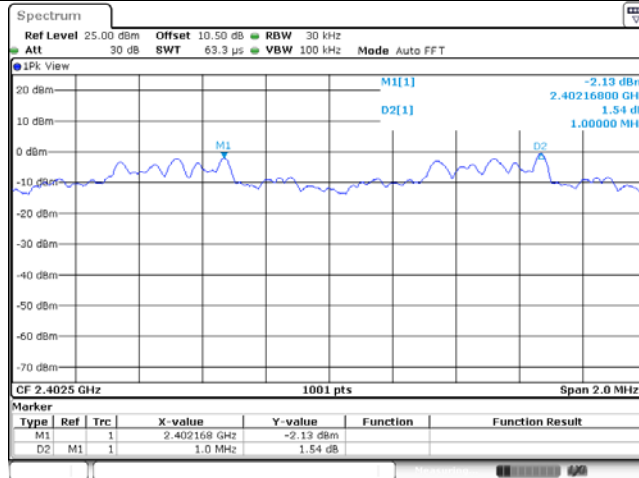
Highest Channel



ProjectNo.:CR231061506-RF Tester:Lingling Li
Date: 19.NOV.2023 14:10:30

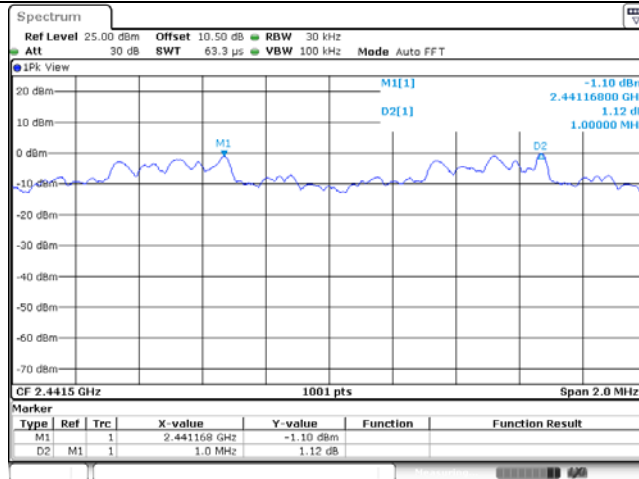
EDR Mode (8DPSK)

Lowest Channel



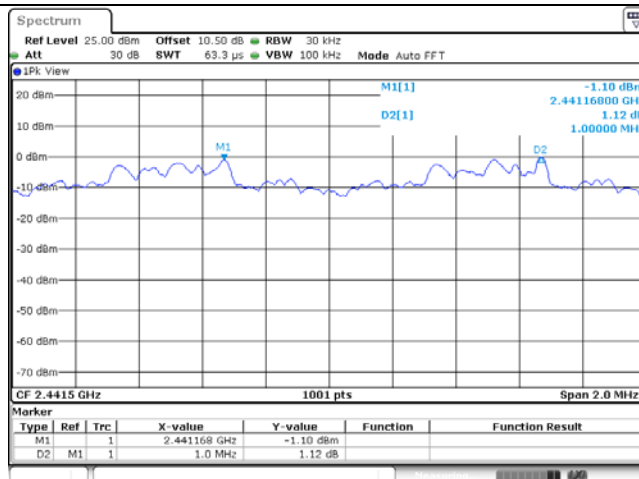
ProjectNo.:CR231061506-RF Tester:Lingling Li
Date: 19.NOV.2023 14:04:22

Middle Channel



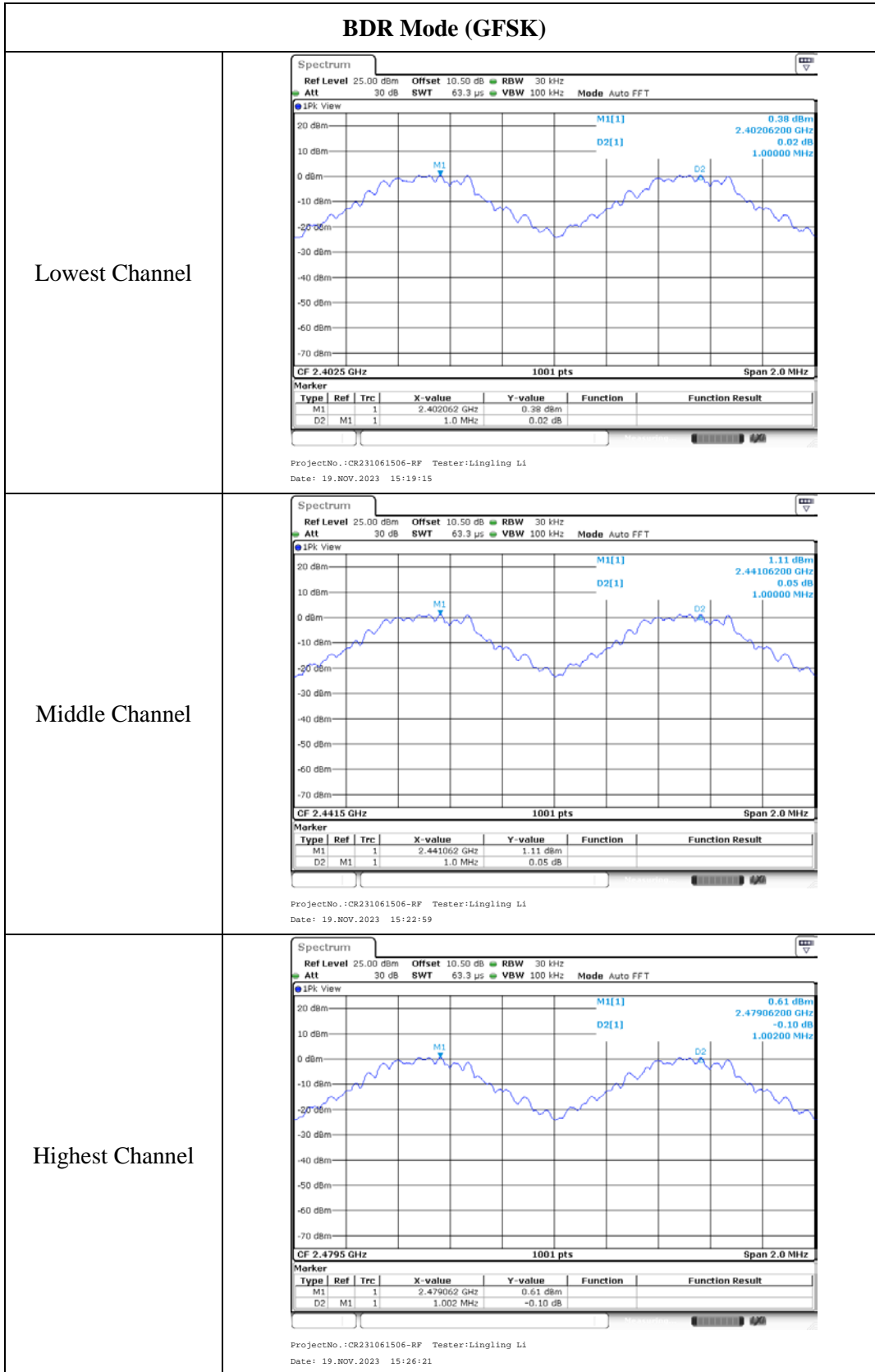
ProjectNo.:CR231061506-RF Tester:Lingling Li
Date: 19.NOV.2023 14:07:41

Highest Channel



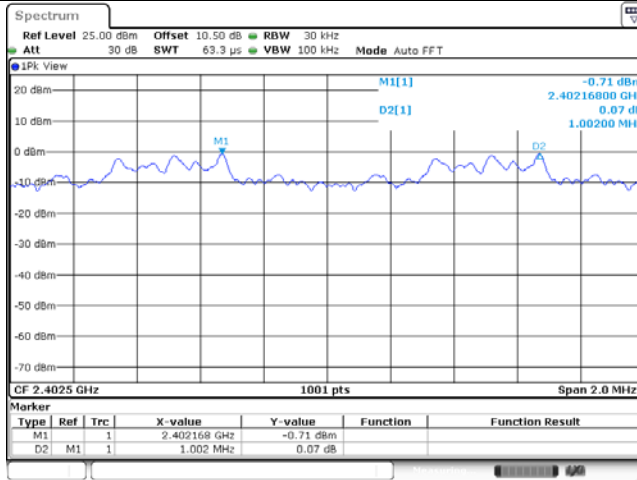
ProjectNo.:CR231061506-RF Tester:Lingling Li
Date: 19.NOV.2023 14:07:41

Antenna 1:



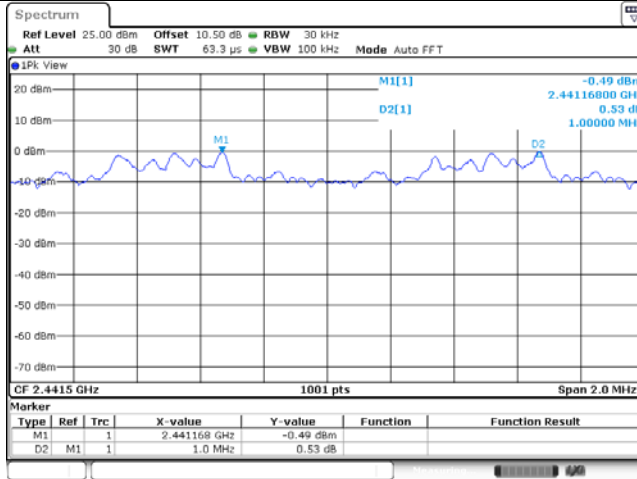
EDR Mode ($\pi/4$ -DQPSK)

Lowest Channel



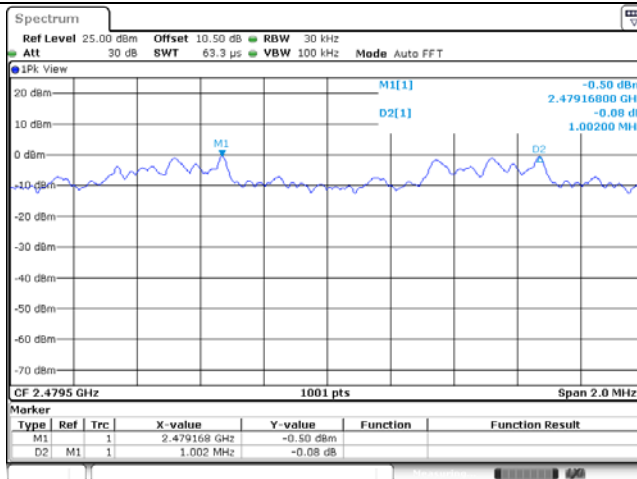
ProjectNo.:CR231061506-RF Tester:Lingling Li
Date: 19.NOV.2023 15:20:45

Middle Channel



ProjectNo.:CR231061506-RF Tester:Lingling Li
Date: 19.NOV.2023 15:23:48

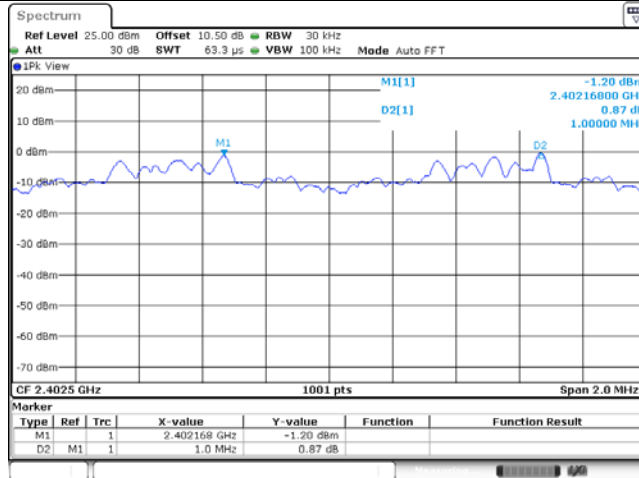
Highest Channel



ProjectNo.:CR231061506-RF Tester:Lingling Li
Date: 19.NOV.2023 15:28:46

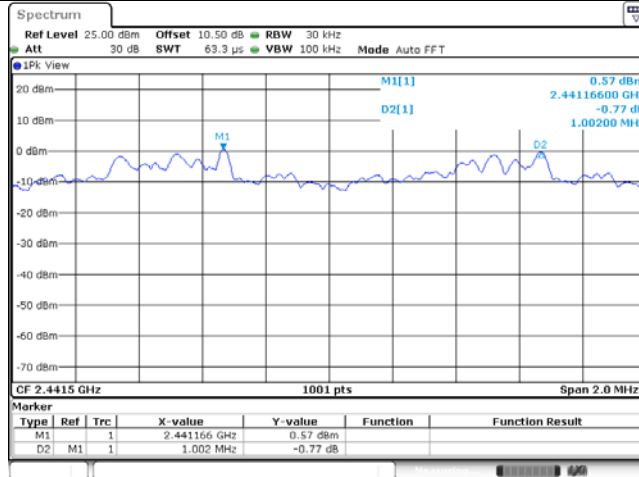
EDR Mode (8DPSK)

Lowest Channel



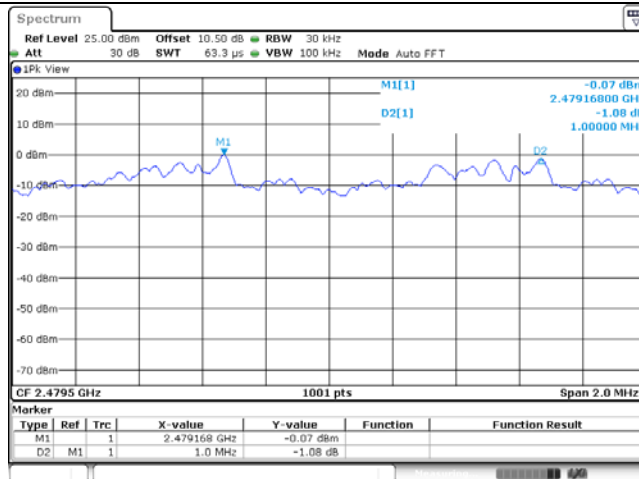
ProjectNo.:CR231061506-RF Tester:Lingling Li
Date: 19.NOV.2023 15:21:25

Middle Channel



ProjectNo.:CR231061506-RF Tester:Lingling Li
Date: 19.NOV.2023 15:24:51

Highest Channel



ProjectNo.:CR231061506-RF Tester:Lingling Li
Date: 19.NOV.2023 15:29:23

4.5 Number Of Hopping Frequency

Serial Number:	2CII-1	Test Date:	2023/11/19
Test Site:	RF	Test Mode:	Transmitting
Tester:	Lingling Li	Test Result:	Pass

Environmental Conditions:

Temperature: (°C)	24	Relative Humidity: (%)	48	ATM Pressure: (kPa)	100.28
----------------------	----	------------------------------	----	------------------------	--------

Test Equipment List and Details:

Manufacturer	Description	Model	Serial Number	Calibration Date	Calibration Due Date
R&S	Spectrum Analyzer	FSV40	101590	2023/11/16	2024/11/15
zhuoxiang	Coaxial Cable	SMA-178	211003	Each time	N/A
eastsheep	Coaxial Attenuator	2W-SMA-JK-18G	21060302	Each time	N/A

* Statement of Traceability: China Certification ICT Co., Ltd (Dongguan) attests that all calibrations have been performed, traceable to National Primary Standards and International System of Units (SI).

Test Data: Antenna 0:

Test Modes	Frequency Range (MHz)	Number of Hopping Channel	Limits
GFSK	2400-2483.5	79	≥15
$\pi/4$ -DQPSK	2400-2483.5	79	≥15
8DPSK	2400-2483.5	79	≥15

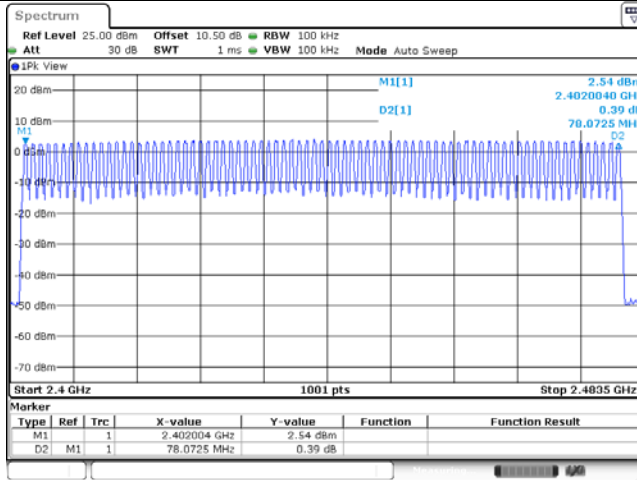
Antenna 1:

Test Modes	Frequency Range (MHz)	Number of Hopping Channel	Limits
GFSK	2400-2483.5	79	≥15
$\pi/4$ -DQPSK	2400-2483.5	79	≥15
8DPSK	2400-2483.5	79	≥15

Antenna 0:

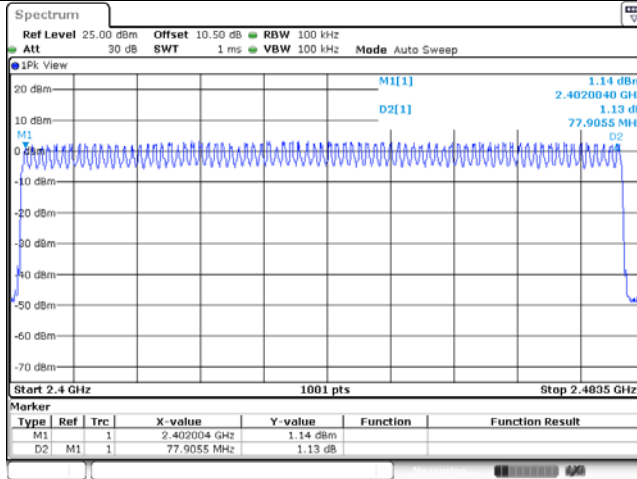
Number of Hopping Channel

**BDR Mode
(GFSK)**



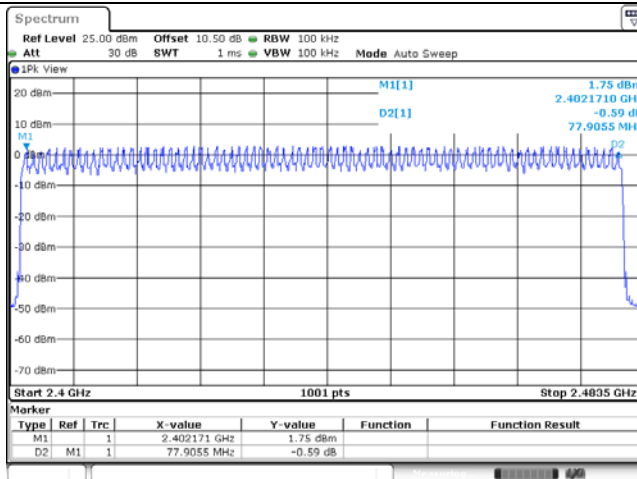
ProjectNo.:CR231061506-RF Tester:Lingling Li
Date: 19.NOV.2023 13:24:49

**EDR Mode
($\pi/4$ -DQPSK)**



ProjectNo.:CR231061506-RF Tester:Lingling Li
Date: 19.NOV.2023 13:35:59

**EDR Mode
(8DPSK)**

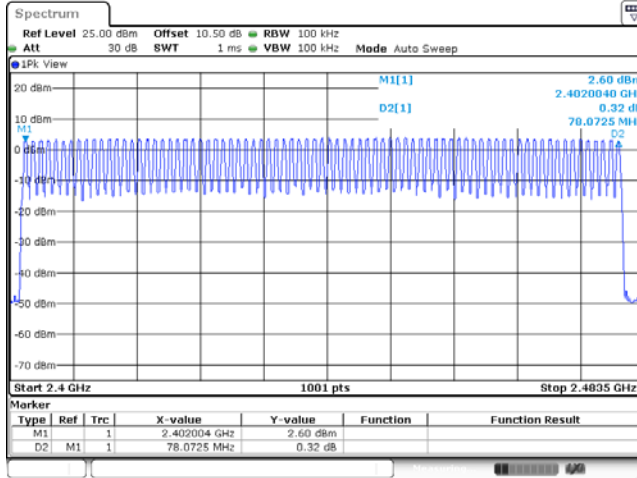


ProjectNo.:CR231061506-RF Tester:Lingling Li
Date: 19.NOV.2023 13:42:34

Antenna 1:

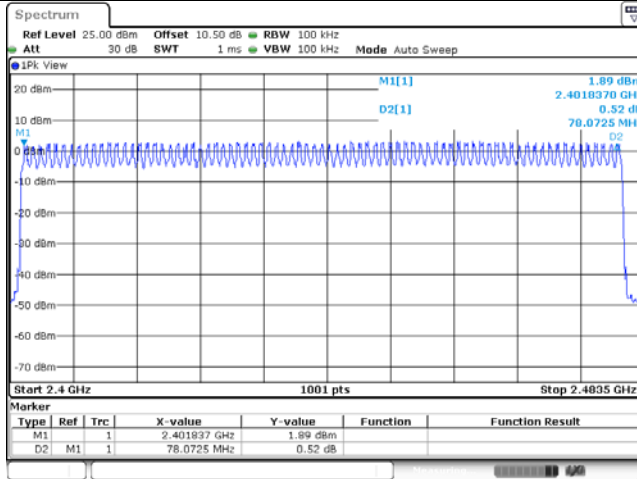
Number of Hopping Channel

**BDR Mode
(GFSK)**



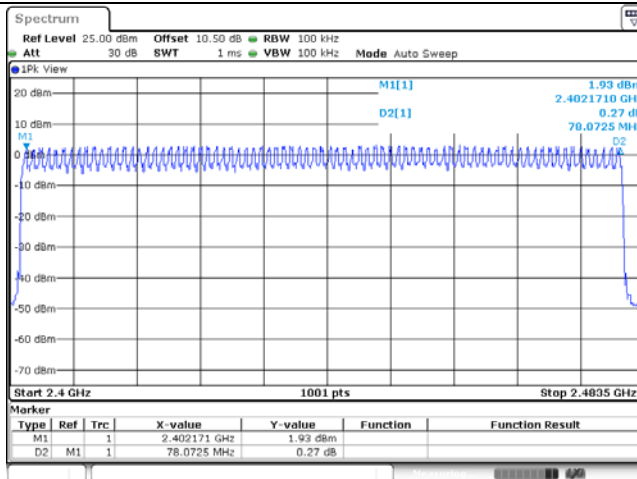
ProjectNo.:CR231061506-RF Tester:Lingling Li
Date: 19.NOV.2023 14:54:43

**EDR Mode
($\pi/4$ -DQPSK)**



ProjectNo.:CR231061506-RF Tester:Lingling Li
Date: 19.NOV.2023 15:01:46

**EDR Mode
(8DPSK)**



ProjectNo.:CR231061506-RF Tester:Lingling Li
Date: 19.NOV.2023 15:10:45

4.6 Time Of Occupancy (Dwell Time)

Serial Number:	2CII-1	Test Date:	2023/11/19
Test Site:	RF	Test Mode:	Transmitting
Tester:	Lingling Li	Test Result:	Pass

Environmental Conditions:

Temperature: (°C)	24	Relative Humidity: (%)	48	ATM Pressure: (kPa)	100.28
----------------------	----	------------------------------	----	------------------------	--------

Test Equipment List and Details:

Manufacturer	Description	Model	Serial Number	Calibration Date	Calibration Due Date
R&S	Spectrum Analyzer	FSV40	101590	2023/11/16	2024/11/15
zhuoxiang	Coaxial Cable	SMA-178	211003	Each time	N/A
eastsheep	Coaxial Attenuator	2W-SMA-JK-18G	21060302	Each time	N/A

* Statement of Traceability: China Certification ICT Co., Ltd (Dongguan) attests that all calibrations have been performed, traceable to National Primary Standards and International System of Units (SI).

Test Data:**Antenna 0:**

Test Modes	Packet Type	Test Frequency (MHz)	Pulse width (ms)	Result (s)	Limit (s)
BDR Mode (GFSK)	DH1	2441	0.375	0.120	0.400
	DH3	2441	1.635	0.262	0.400
	DH5	2441	2.880	0.307	0.400
EDR Mode ($\pi/4$ -DQPSK)	2DH1	2441	0.384	0.123	0.400
	2DH3	2441	1.638	0.262	0.400
	2DH5	2441	2.880	0.307	0.400
EDR Mode (8DPSK)	3DH1	2441	0.384	0.123	0.400
	3DH3	2441	1.638	0.262	0.400
	3DH5	2441	2.880	0.307	0.400

Note:

DH1:Dwell time=Pulse time (ms) \times (1600/2/79) \times 31.6 s

DH3:Dwell time=Pulse time (ms) \times (1600/4/79) \times 31.6 s

DH5:Dwell time=Pulse time (ms) \times (1600/6/79) \times 31.6 s

Antenna 1:

Test Modes	Packet Type	Test Frequency (MHz)	Pulse width (ms)	Result (s)	Limit (s)
BDR Mode (GFSK)	DH1	2441	0.375	0.120	0.400
	DH3	2441	1.635	0.262	0.400
	DH5	2441	2.880	0.307	0.400
EDR Mode ($\pi/4$ -DQPSK)	2DH1	2441	0.384	0.123	0.400
	2DH3	2441	1.638	0.262	0.400
	2DH5	2441	2.885	0.308	0.400
EDR Mode (8DPSK)	3DH1	2441	0.384	0.123	0.400
	3DH3	2441	1.638	0.262	0.400
	3DH5	2441	2.880	0.307	0.400

Note:

DH1:Dwell time=Pulse time (ms) \times (1600/2/79) \times 31.6 sDH3:Dwell time=Pulse time (ms) \times (1600/4/79) \times 31.6 sDH5:Dwell time=Pulse time (ms) \times (1600/6/79) \times 31.6 s

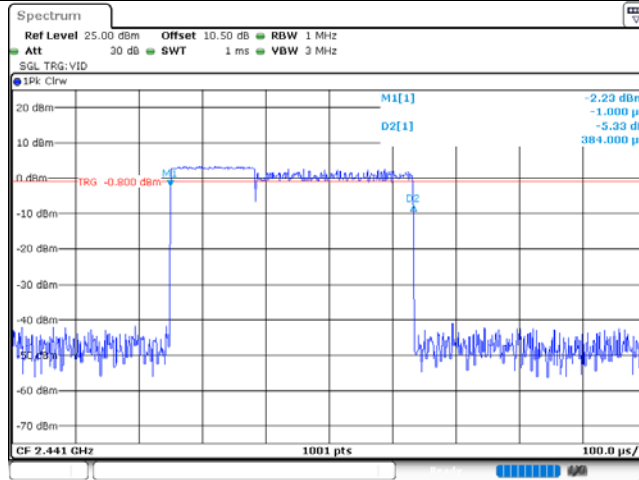
Antenna 0:

BDR Mode (GFSK)	
DH1:	<p> Spectrum Ref Level 25.00 dBm Offset 10.50 dB RBW 1 MHz Att 30 dB SWT 1 ms VBW 3 MHz SGL TRG:VID 1Pk Clrw M1[1] -0.96 dBm D2[1] -1.000 µs 0.45 dB 375.000 µs TRG 0.300 dBm CF 2.441 GHz 1001 pts 100.0 µs/ </p> <p>ProjectNo.:CR231061506-RF Tester:Lingling Li Date: 19.NOV.2023 13:23:12</p>
DH3:	<p> Spectrum Ref Level 25.00 dBm Offset 10.50 dB RBW 1 MHz Att 30 dB SWT 3 ms VBW 3 MHz SGL TRG:VID 1Pk Clrw M1[1] -5.50 dBm D2[1] -3.00 µs 2.75 dB 1.63500 ms TRG 0.200 dBm CF 2.441 GHz 1001 pts 300.0 µs/ </p> <p>ProjectNo.:CR231061506-RF Tester:Lingling Li Date: 19.NOV.2023 13:24:04</p>
DH5:	<p> Spectrum Ref Level 25.00 dBm Offset 10.50 dB RBW 1 MHz Att 30 dB SWT 5 ms VBW 3 MHz SGL TRG:VID 1Pk Clrw M1[1] 2.35 dBm D2[1] 0.00000000 s 1.75 dB 2.88000 ms TRG 0.200 dBm CF 2.441 GHz 1001 pts 500.0 µs/ </p> <p>ProjectNo.:CR231061506-RF Tester:Lingling Li Date: 19.NOV.2023 13:25:20</p>

EDR Mode ($\pi/4$-DQPSK)	
2DH1:	<p>ProjectNo.:CR231061506-RF Tester:Lingling Li Date: 19.NOV.2023 13:28:28</p>
2DH3:	<p>ProjectNo.:CR231061506-RF Tester:Lingling Li Date: 19.NOV.2023 13:29:16</p>
2DH5:	<p>ProjectNo.:CR231061506-RF Tester:Lingling Li Date: 19.NOV.2023 13:36:30</p>

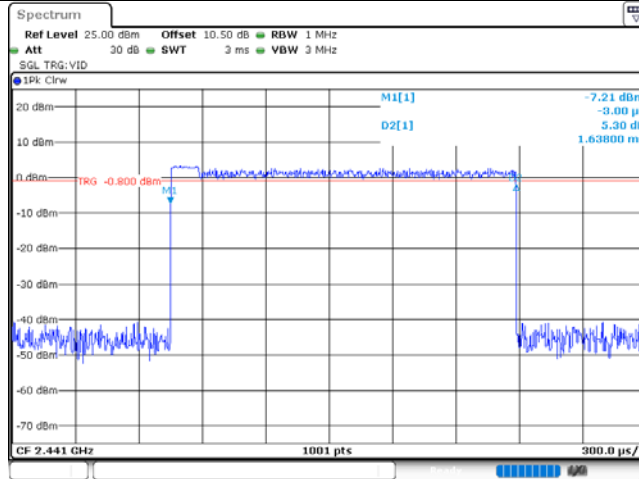
EDR Mode (8DPSK)

3DH1:



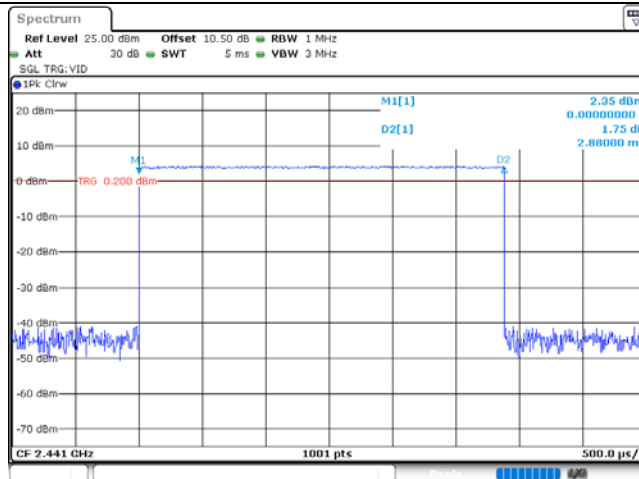
ProjectNo.:CR231061506-RF Tester:Lingling Li
Date: 19.NOV.2023 13:48:56

3DH3:



ProjectNo.:CR231061506-RF Tester:Lingling Li
Date: 19.NOV.2023 13:49:38

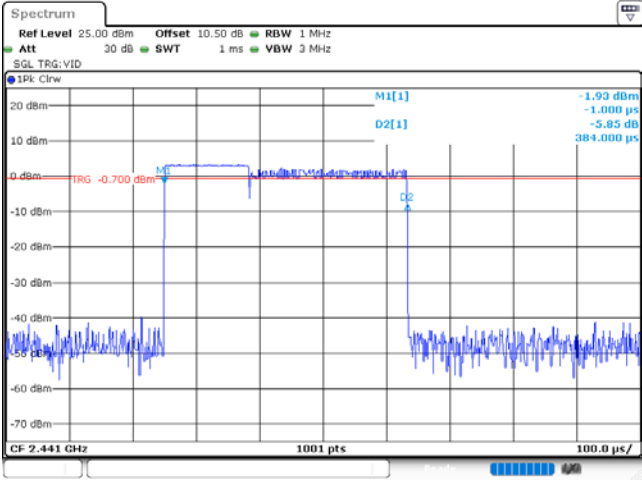
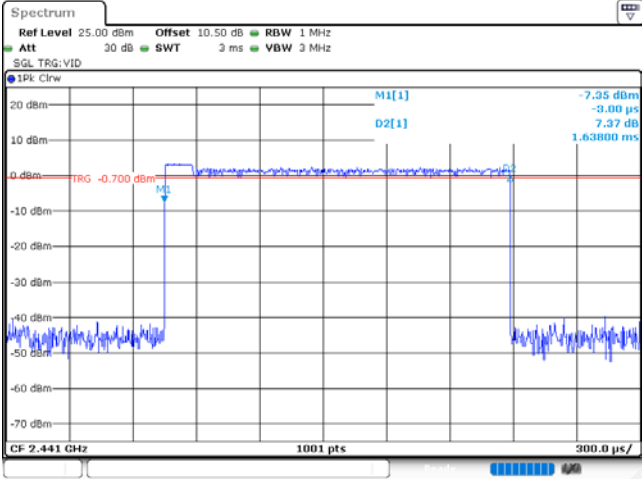
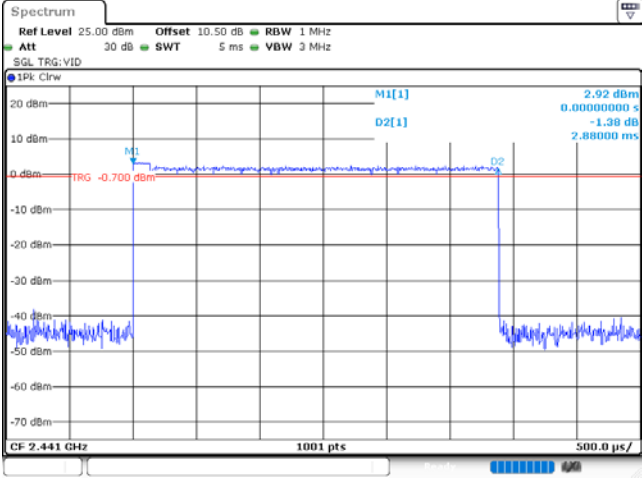
3DH5:



ProjectNo.:CR231061506-RF Tester:Lingling Li
Date: 19.NOV.2023 13:25:20

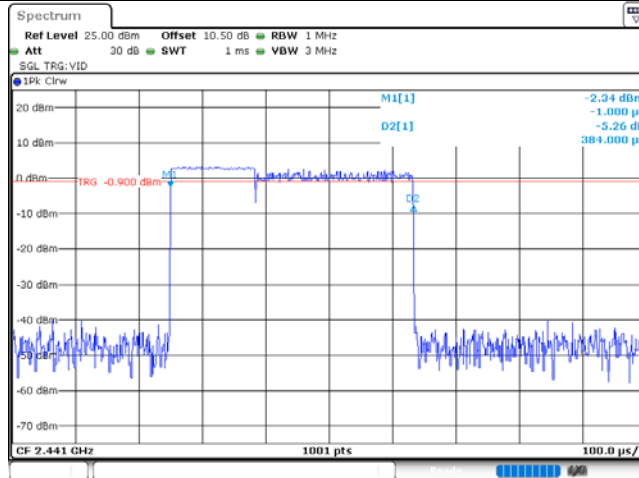
Antenna 1:

BDR Mode (GFSK)	
DH1:	<p>ProjectNo.:CR231061506-RF Tester:Lingling Li Date: 19.NOV.2023 14:53:01</p>
DH3:	<p>ProjectNo.:CR231061506-RF Tester:Lingling Li Date: 19.NOV.2023 14:53:56</p>
DH5:	<p>ProjectNo.:CR231061506-RF Tester:Lingling Li Date: 19.NOV.2023 14:55:14</p>

EDR Mode ($\pi/4$-DQPSK)	
2DH1:	 <p>ProjectNo.:CR231061506-RF Tester:Lingling Li Date: 19.NOV.2023 14:59:25</p>
2DH3:	 <p>ProjectNo.:CR231061506-RF Tester:Lingling Li Date: 19.NOV.2023 15:00:15</p>
2DH5:	 <p>ProjectNo.:CR231061506-RF Tester:Lingling Li Date: 19.NOV.2023 15:02:18</p>

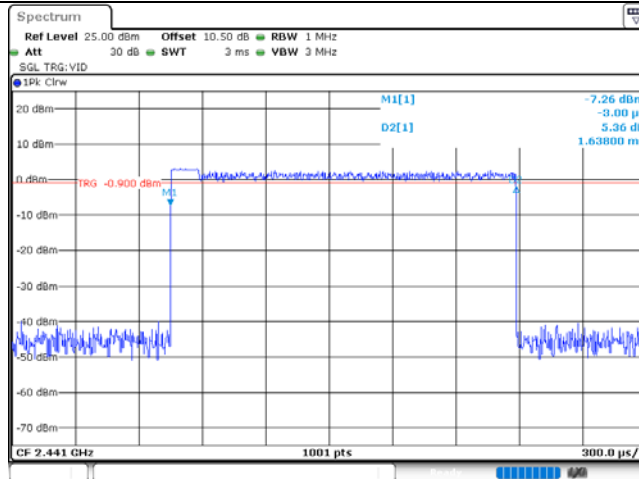
EDR Mode (8DPSK)

3DH1:



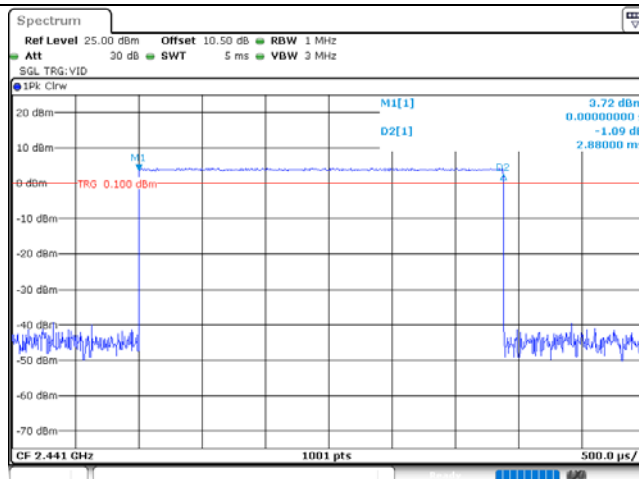
ProjectNo.:CR231061506-RF Tester:Lingling Li
Date: 19.NOV.2023 15:07:14

3DH3:



ProjectNo.:CR231061506-RF Tester:Lingling Li
Date: 19.NOV.2023 15:08:06

3DH5:



ProjectNo.:CR231061506-RF Tester:Lingling Li
Date: 19.NOV.2023 14:55:14

4.7 Maximum Conducted Output Power

Serial Number:	2CII-1	Test Date:	2023/11/19
Test Site:	RF	Test Mode:	Transmitting
Tester:	Lingling Li	Test Result:	Pass

Environmental Conditions:					
Temperature: (°C)	24	Relative Humidity: (%)	48	ATM Pressure: (kPa)	100.28

Test Equipment List and Details:

Manufacturer	Description	Model	Serial Number	Calibration Date	Calibration Due Date
R&S	Spectrum Analyzer	FSV40	101590	2023/11/16	2024/11/15
zhuoxiang	Coaxial Cable	SMA-178	211003	Each time	N/A
eastsheep	Coaxial Attenuator	2W-SMA-JK-18G	21060302	Each time	N/A

* Statement of Traceability: China Certification ICT Co., Ltd (Dongguan) attests that all calibrations have been performed, traceable to National Primary Standards and International System of Units (SI).

Test Data:

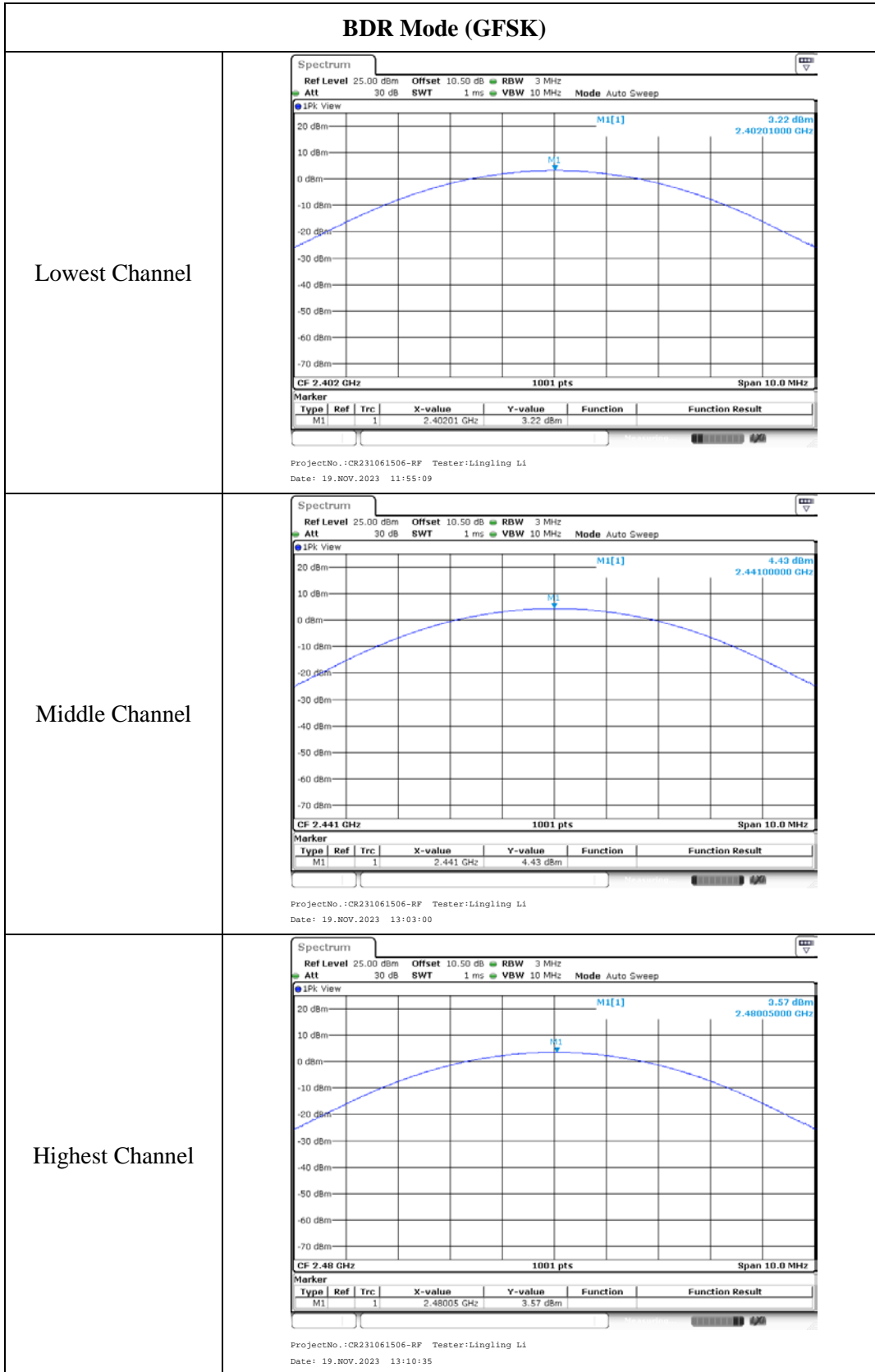
Antenna 0:

Test Modes	Test Frequency (MHz)	Peak Conducted Output Power (dBm)	Limits (dBm)
BDR Mode (GFSK)	2402	3.22	21
	2441	4.43	21
	2480	3.57	21
EDR Mode ($\pi/4$ -DQPSK)	2402	2.31	21
	2441	3.45	21
	2480	2.64	21
EDR Mode (8DPSK)	2402	2.25	21
	2441	3.34	21
	2480	2.52	21

Antenna 1:

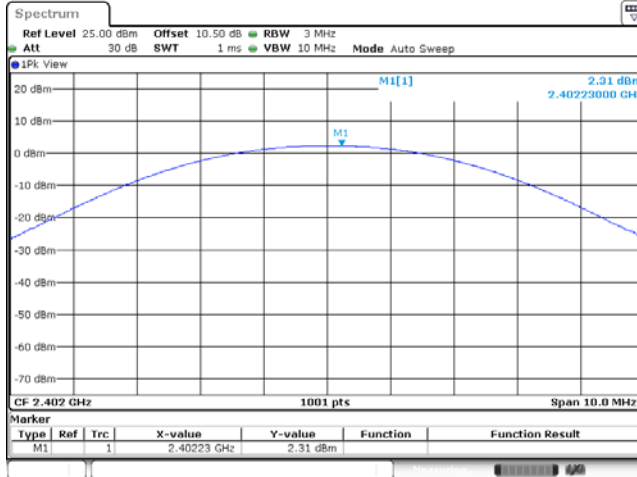
Test Modes	Test Frequency (MHz)	Peak Conducted Output Power (dBm)	Limits (dBm)
BDR Mode (GFSK)	2402	3.6	21
	2441	4.25	21
	2480	3.71	21
EDR Mode ($\pi/4$ -DQPSK)	2402	2.64	21
	2441	3.34	21
	2480	2.8	21
EDR Mode (8DPSK)	2402	2.56	21
	2441	3.24	21
	2480	2.71	21

Antenna 0:



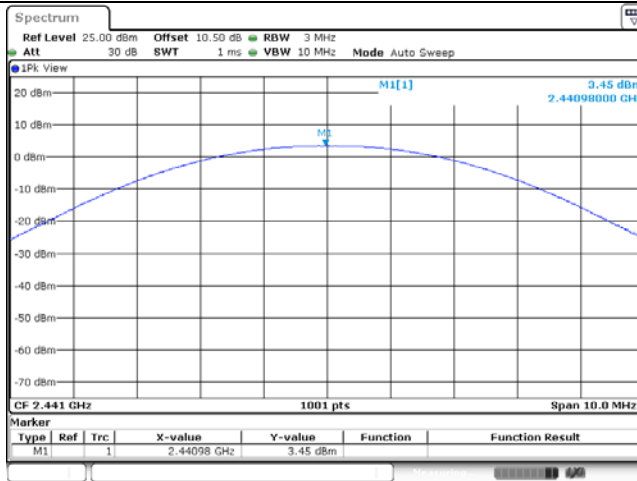
EDR Mode ($\pi/4$ -DQPSK)

Lowest Channel



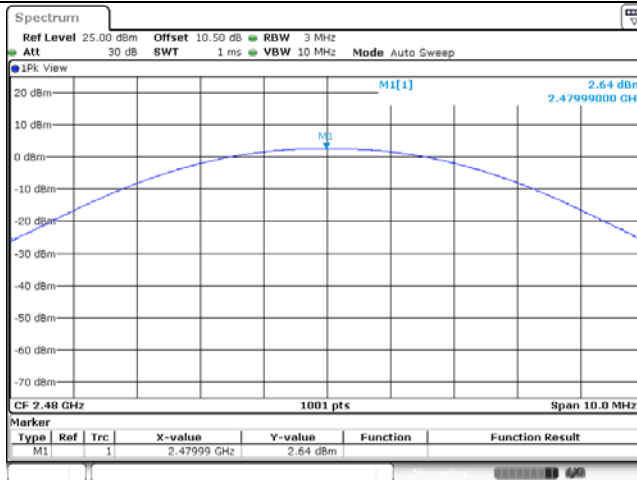
ProjectNo.:CR231061506-RF Tester:Lingling Li
Date: 19.NOV.2023 11:57:33

Middle Channel



ProjectNo.:CR231061506-RF Tester:Lingling Li
Date: 19.NOV.2023 13:05:04

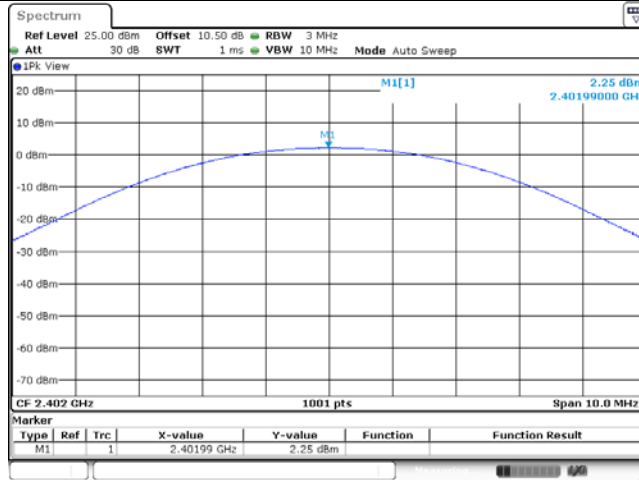
Highest Channel



ProjectNo.:CR231061506-RF Tester:Lingling Li
Date: 19.NOV.2023 13:16:49

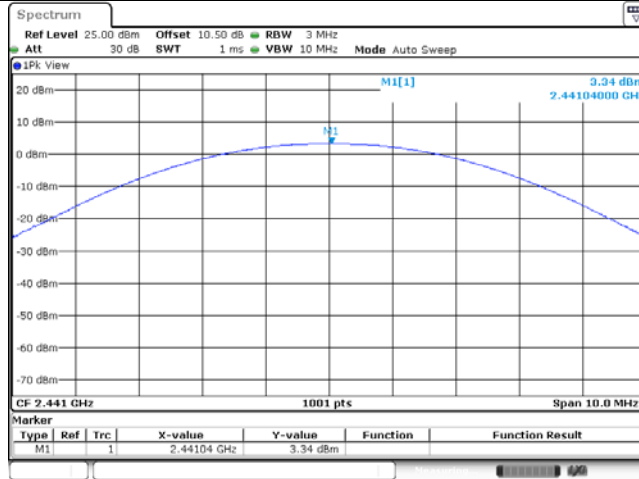
EDR Mode (8DPSK)

Lowest Channel



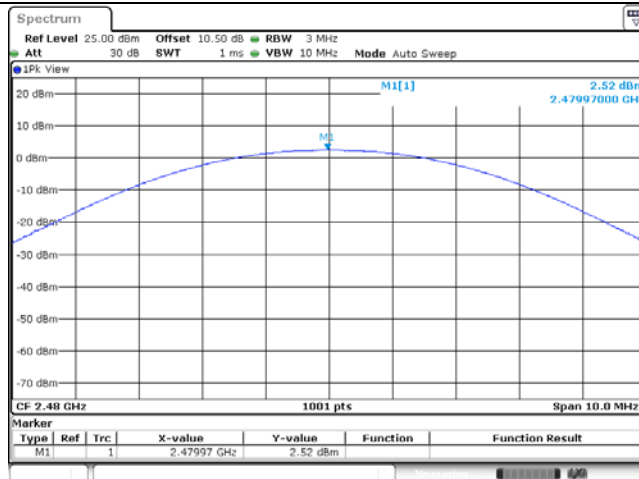
ProjectNo.:CR231061506-RF Tester:Lingling Li
Date: 19.NOV.2023 12:00:02

Middle Channel



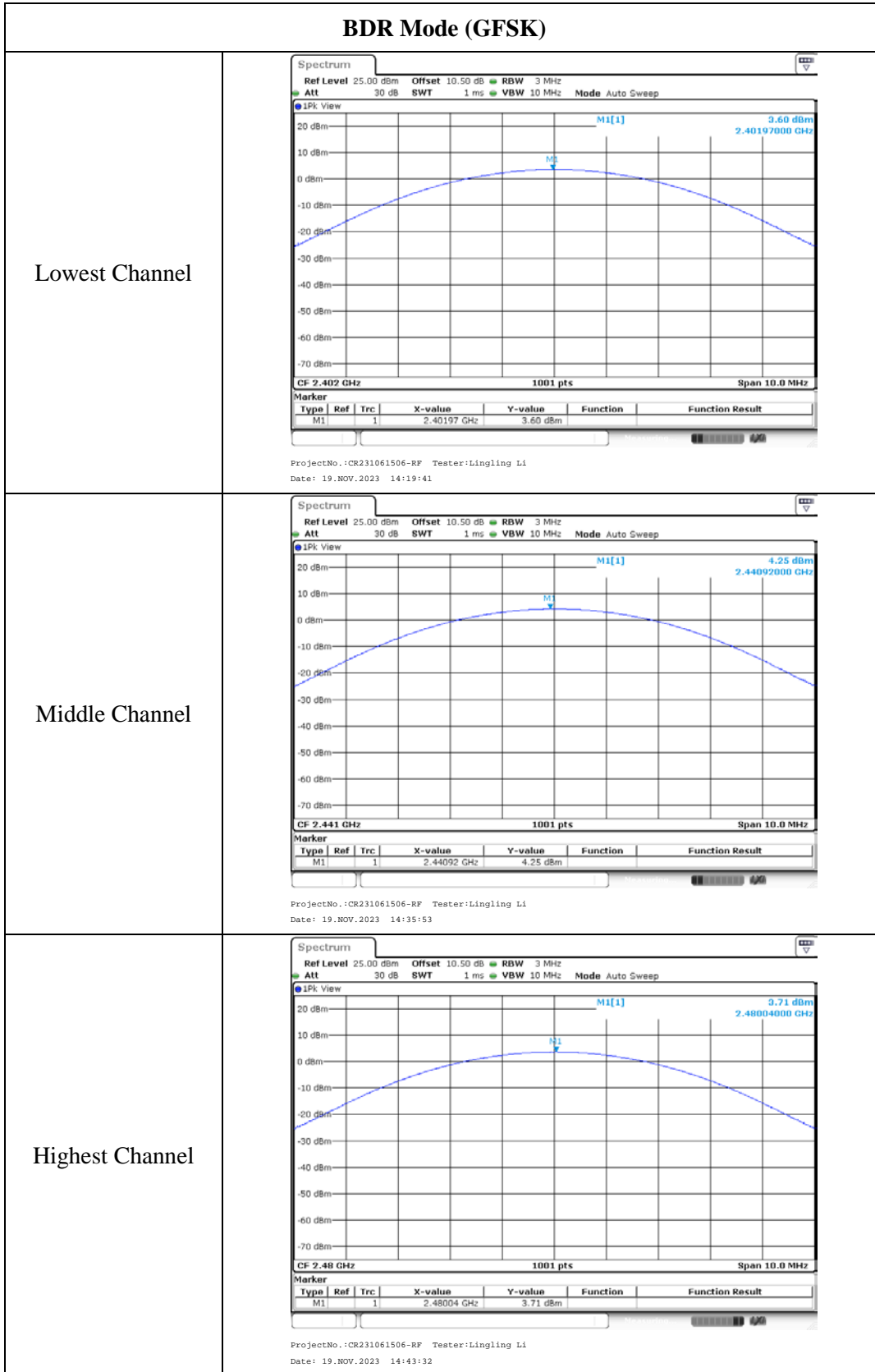
ProjectNo.:CR231061506-RF Tester:Lingling Li
Date: 19.NOV.2023 13:08:28

Highest Channel



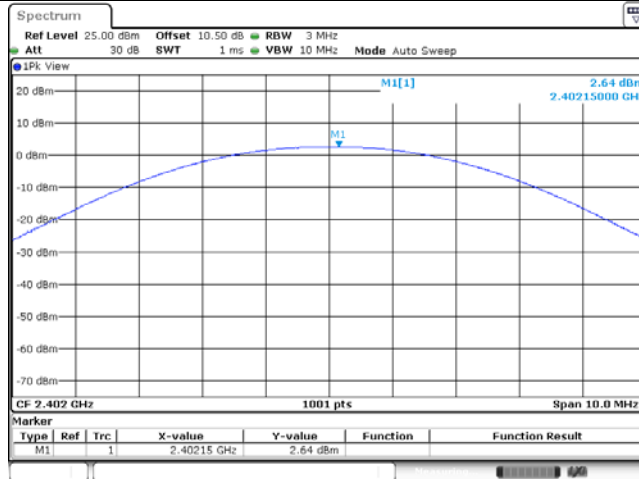
ProjectNo.:CR231061506-RF Tester:Lingling Li
Date: 19.NOV.2023 13:19:31

Antenna 1:



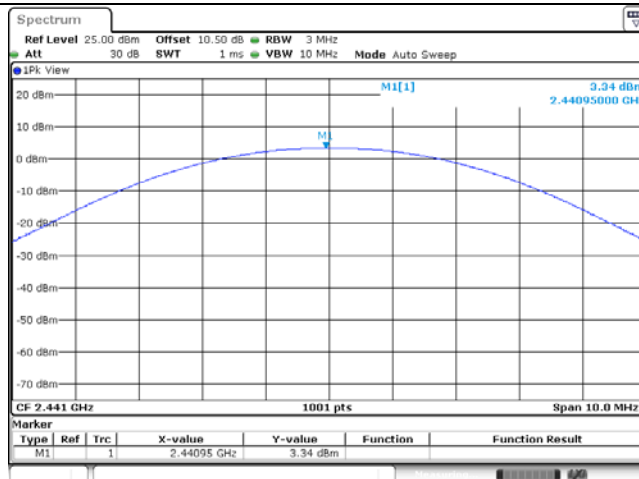
EDR Mode ($\pi/4$ -DQPSK)

Lowest Channel



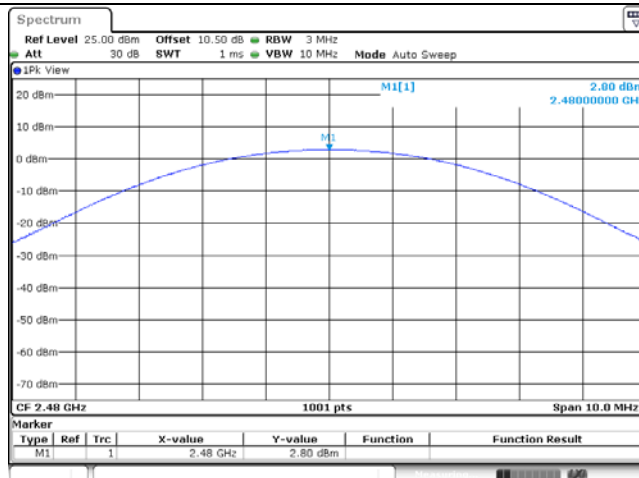
ProjectNo.:CR231061506-RF Tester:Lingling Li
Date: 19.NOV.2023 14:22:04

Middle Channel



ProjectNo.:CR231061506-RF Tester:Lingling Li
Date: 19.NOV.2023 14:39:25

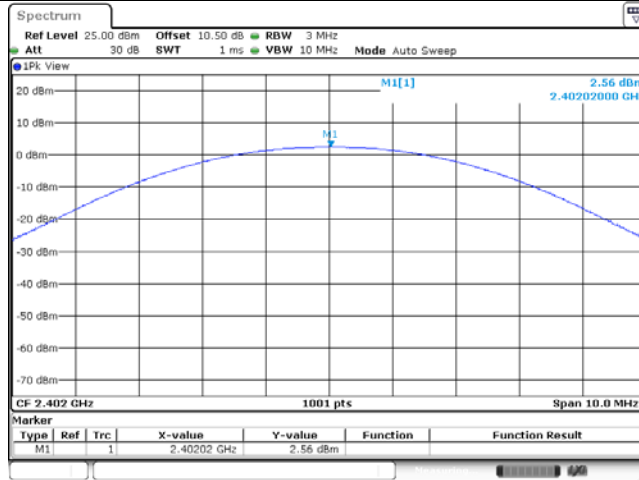
Highest Channel



ProjectNo.:CR231061506-RF Tester:Lingling Li
Date: 19.NOV.2023 14:46:10

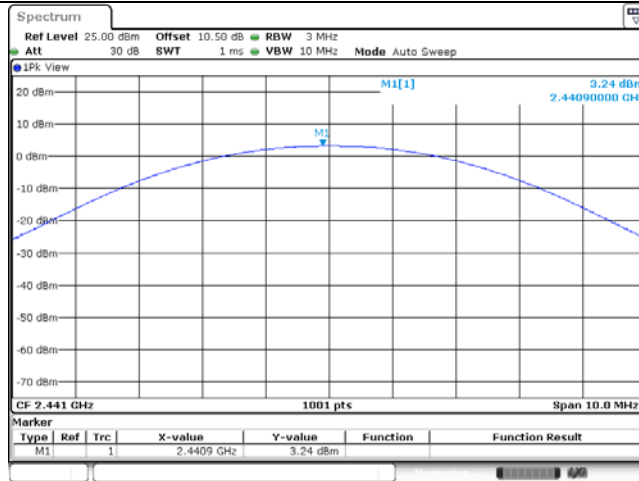
EDR Mode (8DPSK)

Lowest Channel



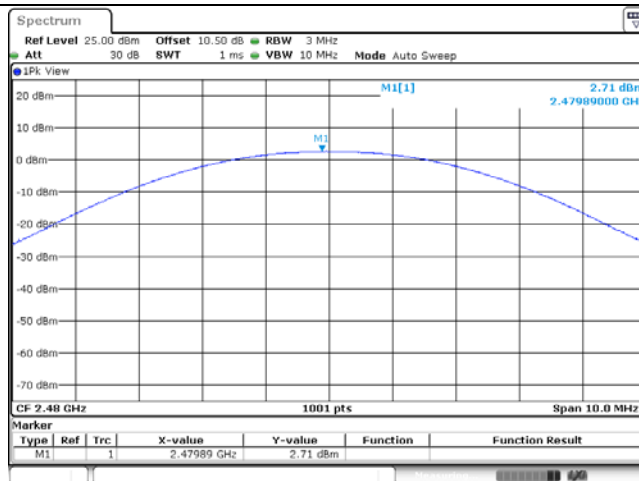
ProjectNo.:CR231061506-RF Tester:Lingling Li
Date: 19.NOV.2023 14:24:52

Middle Channel



ProjectNo.:CR231061506-RF Tester:Lingling Li
Date: 19.NOV.2023 14:41:15

Highest Channel



ProjectNo.:CR231061506-RF Tester:Lingling Li
Date: 19.NOV.2023 14:48:29

4.8 100 kHz Bandwidth of Frequency Band Edge

Serial Number:	2CII-1	Test Date:	2023/11/19
Test Site:	RF	Test Mode:	Transmitting
Tester:	Lingling Li	Test Result:	Pass

Environmental Conditions:

Temperature: (°C)	24	Relative Humidity: (%)	48	ATM Pressure: (kPa)	100.28
----------------------	----	------------------------------	----	------------------------	--------

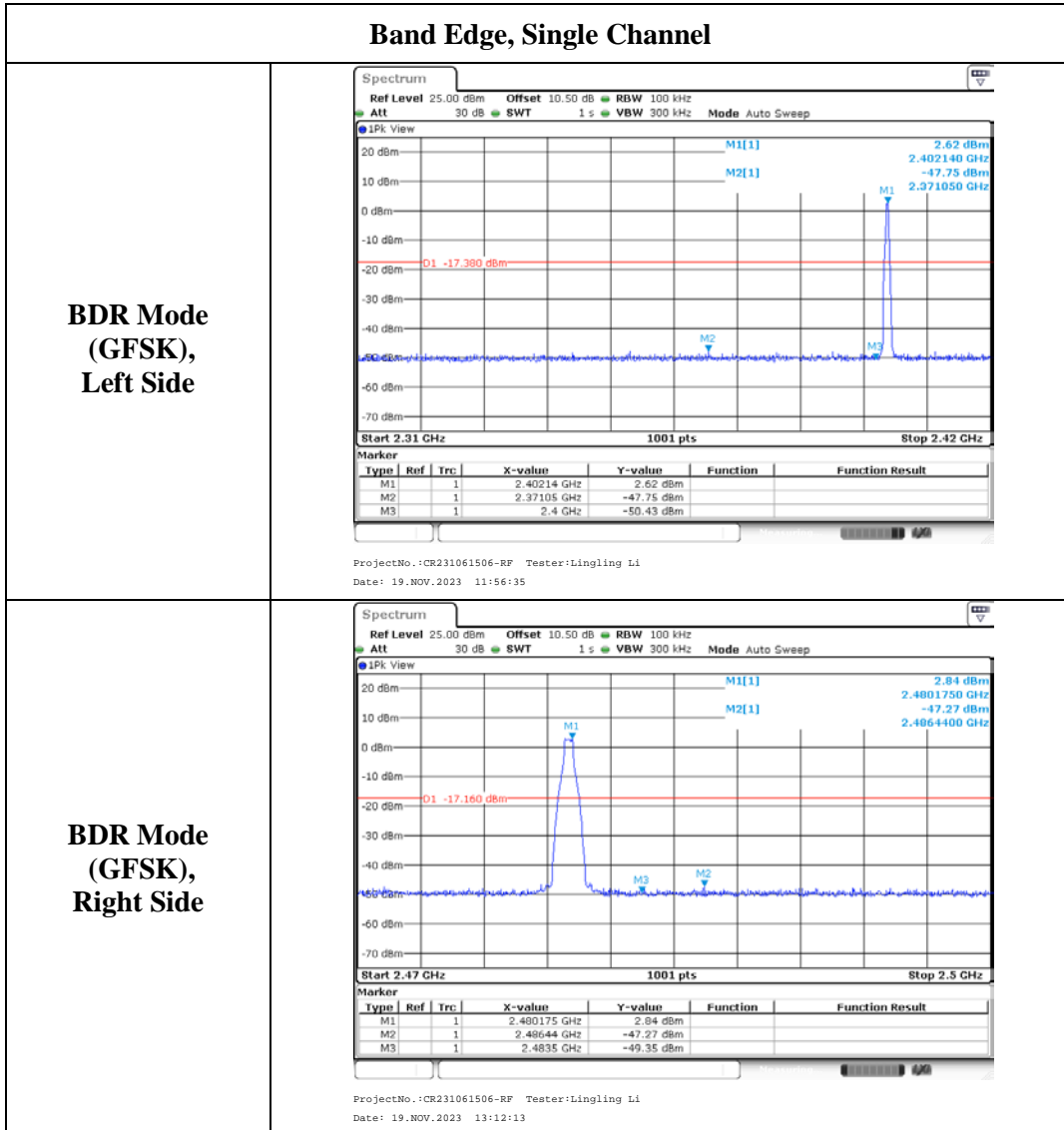
Test Equipment List and Details:

Manufacturer	Description	Model	Serial Number	Calibration Date	Calibration Due Date
R&S	Spectrum Analyzer	FSV40	101590	2023/11/16	2024/11/15
zhuoxiang	Coaxial Cable	SMA-178	211003	Each time	N/A
eastsheep	Coaxial Attenuator	2W-SMA-JK-18G	21060302	Each time	N/A

* *Statement of Traceability: China Certification ICT Co., Ltd (Dongguan) attests that all calibrations have been performed, traceable to National Primary Standards and International System of Units (SI).*

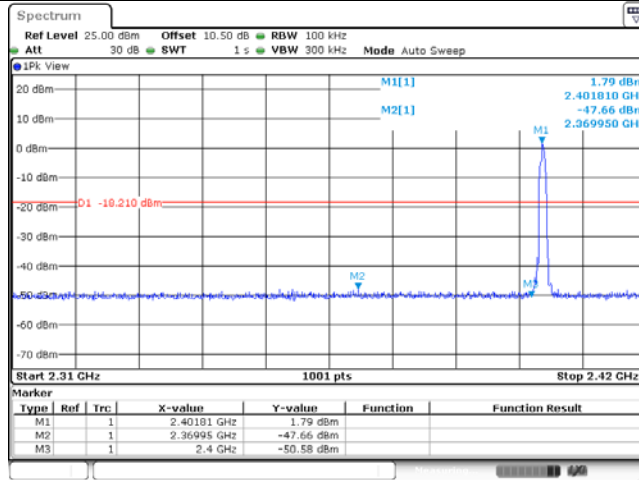
Test Data:

Antenna 0:



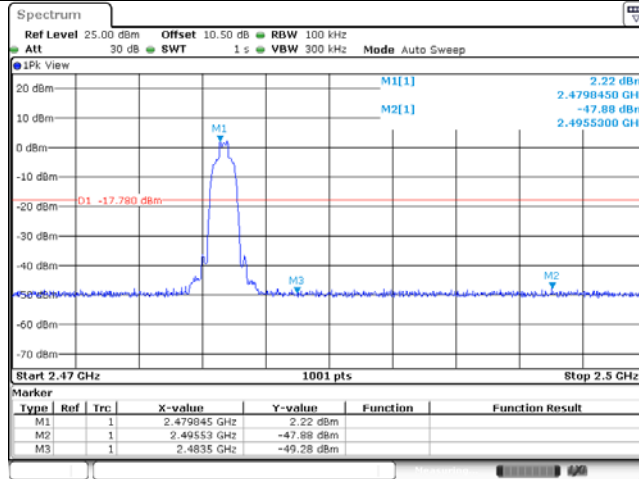
Band Edge, Single Channel

**EDR Mode
($\pi/4$ -DQPSK),
Left Side**



ProjectNo.:CR231061506-RF Tester:Lingling Li
Date: 19.NOV.2023 11:59:11

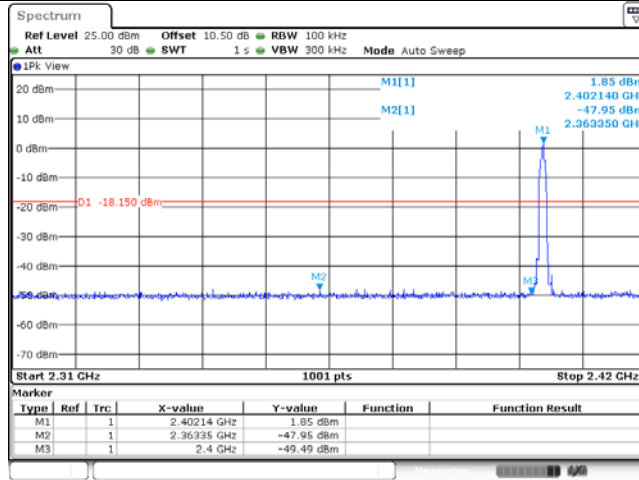
**EDR Mode
($\pi/4$ -DQPSK),
Right Side**



ProjectNo.:CR231061506-RF Tester:Lingling Li
Date: 19.NOV.2023 13:18:27

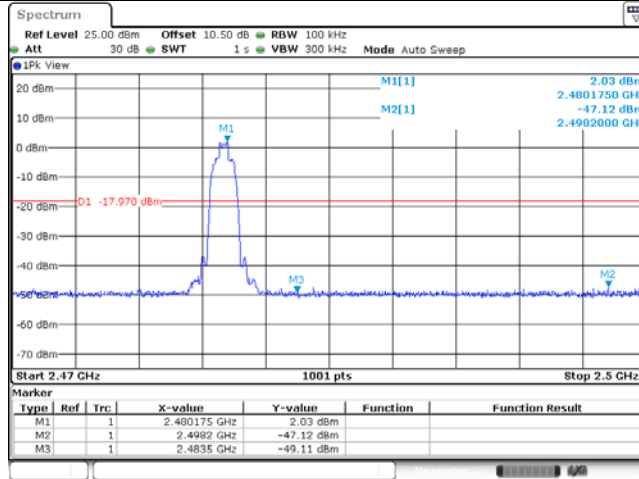
Band Edge, Single Channel

**EDR Mode
(8DPSK),
Left Side**



ProjectNo.:CR231061506-RF Tester:Lingling Li
Date: 19.NOV.2023 12:01:28

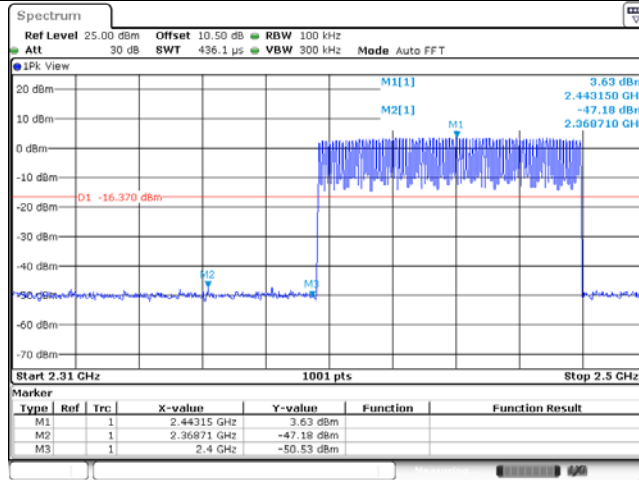
**EDR Mode
(8DPSK),
Right Side**



ProjectNo.:CR231061506-RF Tester:Lingling Li
Date: 19.NOV.2023 13:21:09

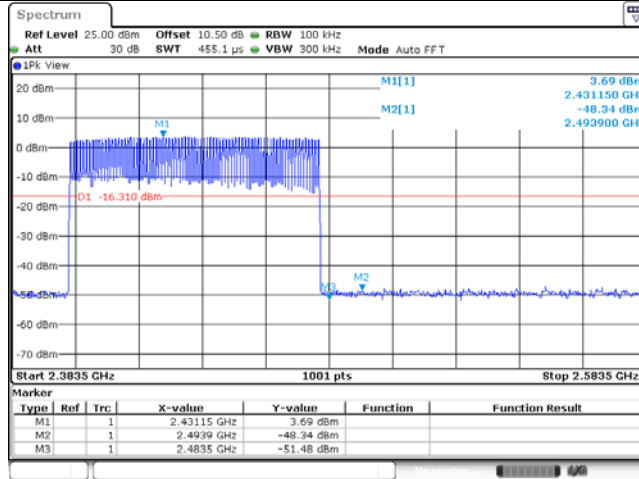
Band Edge, Hopping Channel

**BDR Mode
(GFSK),
Left Side**



ProjectNo.:CR231061506-RF Tester:Lingling Li
Date: 19.NOV.2023 13:26:19

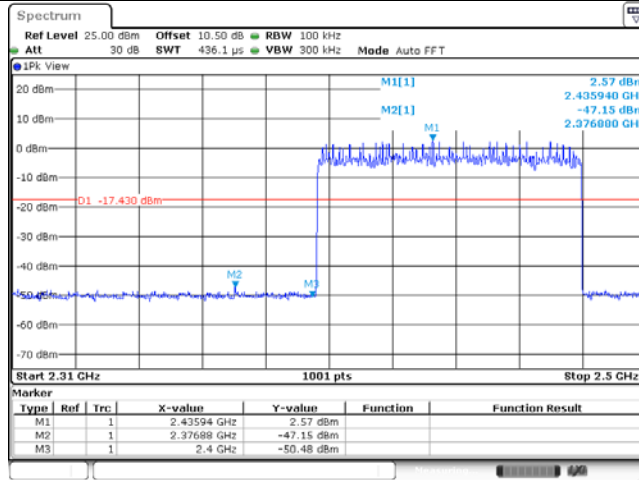
**BDR Mode
(GFSK),
Right Side**



ProjectNo.:CR231061506-RF Tester:Lingling Li
Date: 19.NOV.2023 13:27:28

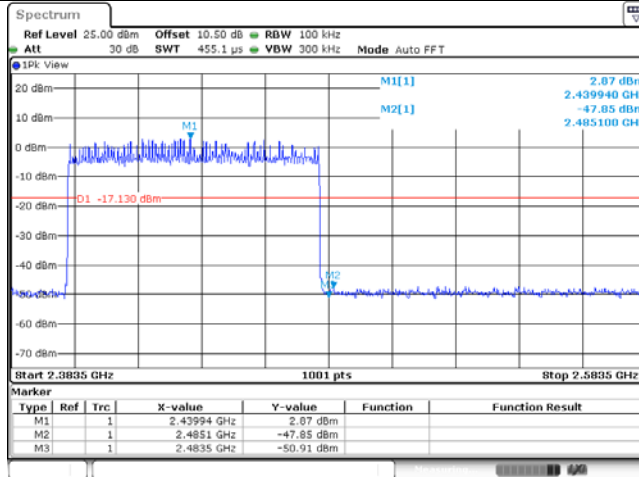
Band Edge, Hopping Channel

**EDR Mode
($\pi/4$ -DQPSK),
Left Side**



ProjectNo.:CR231061506-RF Tester:Lingling Li
Date: 19.NOV.2023 13:37:29

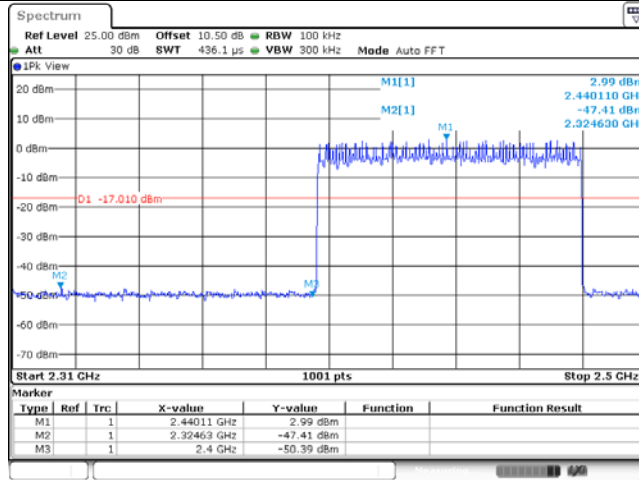
**EDR Mode
($\pi/4$ -DQPSK),
Right Side**



ProjectNo.:CR231061506-RF Tester:Lingling Li
Date: 19.NOV.2023 13:38:48

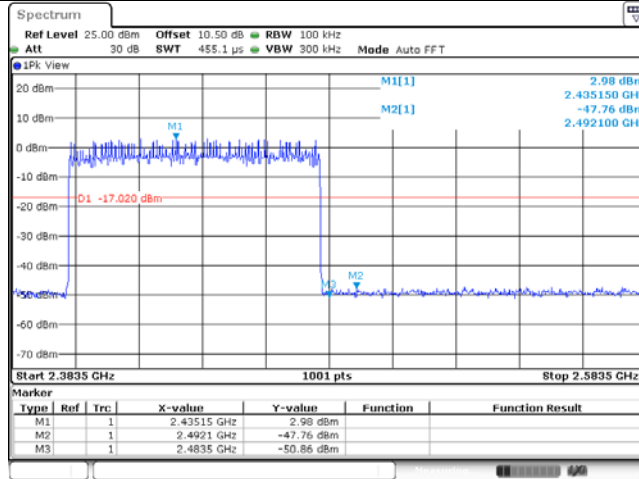
Band Edge, Hopping Channel

**EDR Mode
(8DPSK),
Left Side**



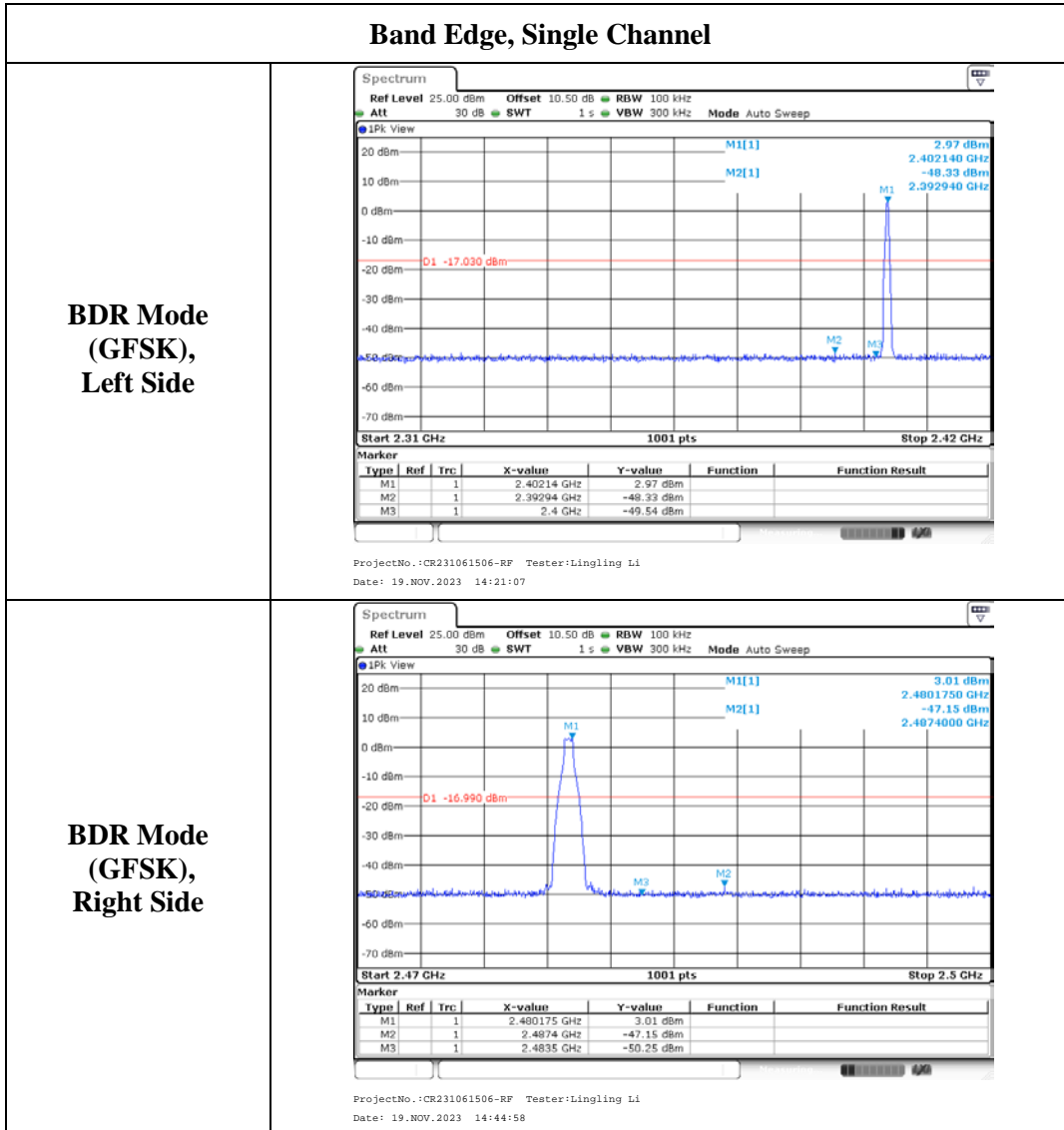
ProjectNo.:CR231061506-RF Tester:Lingling Li
Date: 19.NOV.2023 13:44:55

**EDR Mode
(8DPSK),
Right Side**



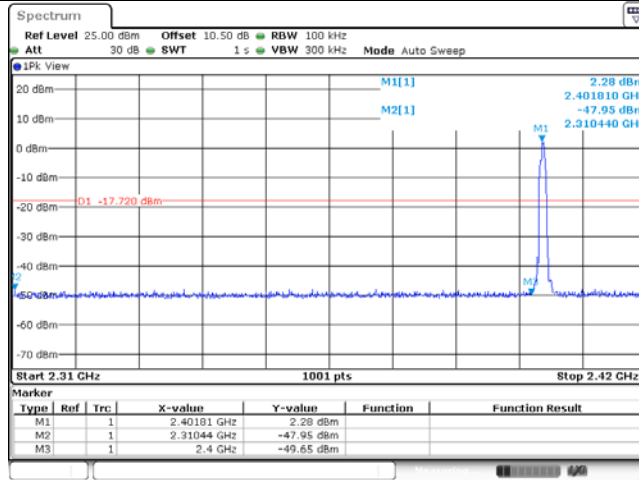
ProjectNo.:CR231061506-RF Tester:Lingling Li
Date: 19.NOV.2023 13:46:45

Antenna 1:



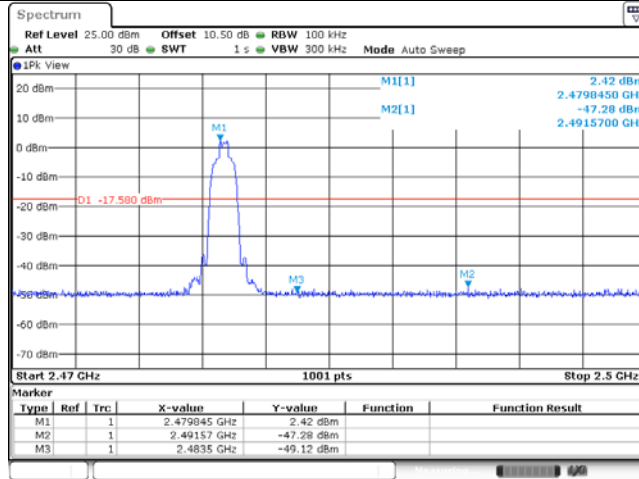
Band Edge, Single Channel

**EDR Mode
($\pi/4$ -DQPSK),
Left Side**



ProjectNo.:CR231061506-RF Tester:Lingling Li
Date: 19.NOV.2023 14:23:42

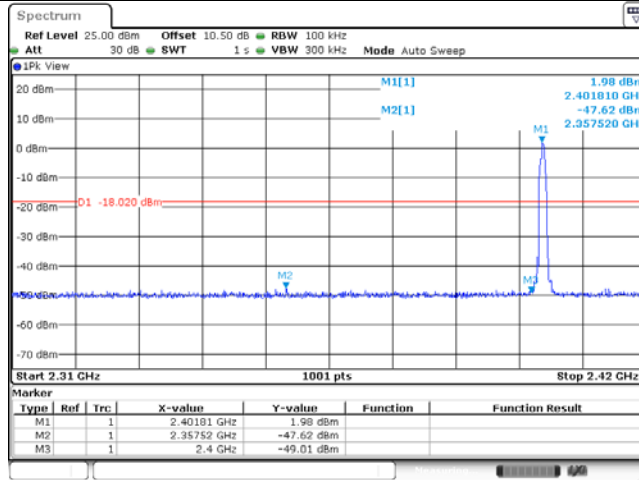
**EDR Mode
($\pi/4$ -DQPSK),
Right Side**



ProjectNo.:CR231061506-RF Tester:Lingling Li
Date: 19.NOV.2023 14:47:48

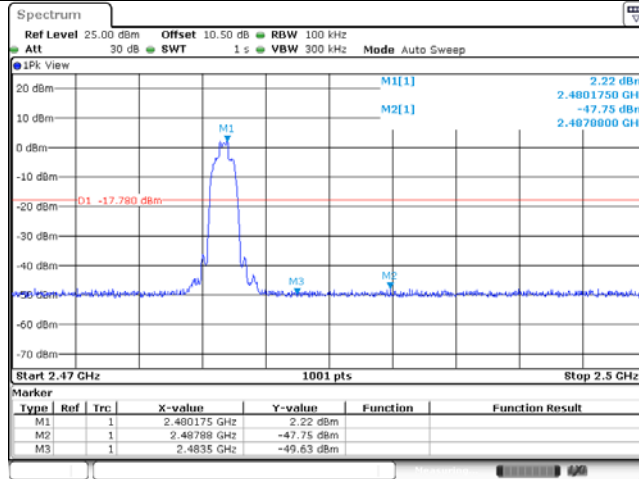
Band Edge, Single Channel

**EDR Mode
(8DPSK),
Left Side**



ProjectNo.:CR231061506-RF Tester:Lingling Li
Date: 19.NOV.2023 14:26:42

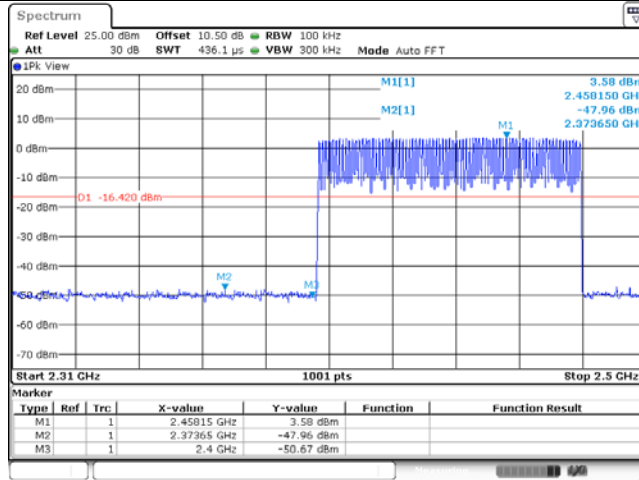
**EDR Mode
(8DPSK),
Right Side**



ProjectNo.:CR231061506-RF Tester:Lingling Li
Date: 19.NOV.2023 14:49:55

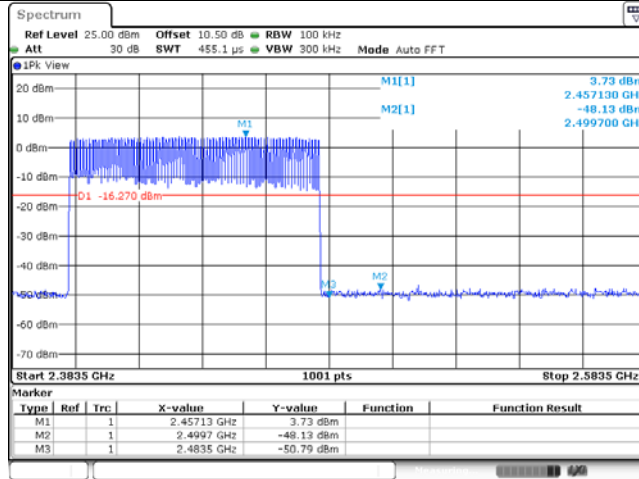
Band Edge, Hopping Channel

**BDR Mode
(GFSK),
Left Side**



ProjectNo.:CR231061506-RF Tester:Lingling Li
Date: 19.NOV.2023 14:56:14

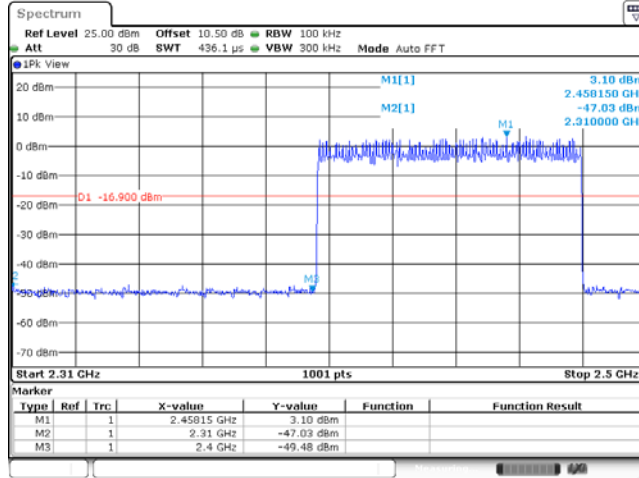
**BDR Mode
(GFSK),
Right Side**



ProjectNo.:CR231061506-RF Tester:Lingling Li
Date: 19.NOV.2023 14:57:13

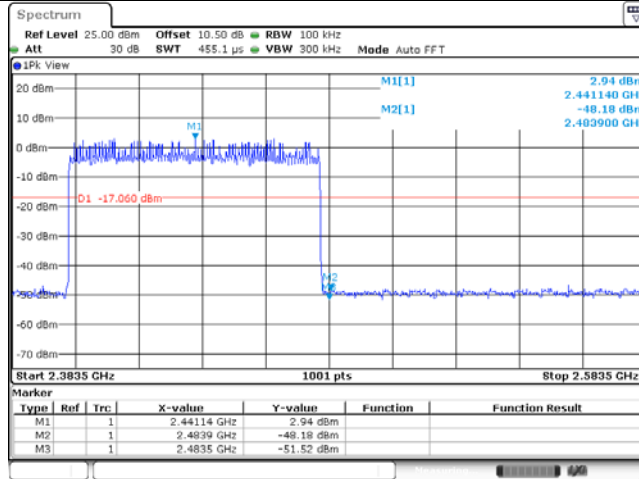
Band Edge, Hopping Channel

**EDR Mode
($\pi/4$ -DQPSK),
Left Side**



ProjectNo.:CR231061506-RF Tester:Lingling Li
Date: 19.NOV.2023 15:04:48

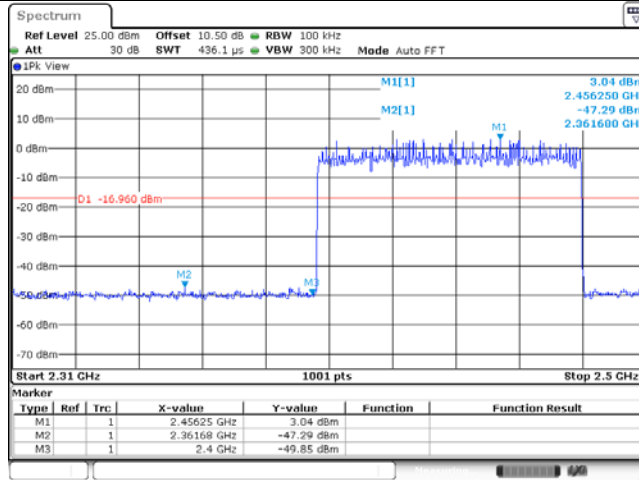
**EDR Mode
($\pi/4$ -DQPSK),
Right Side**



ProjectNo.:CR231061506-RF Tester:Lingling Li
Date: 19.NOV.2023 15:06:28

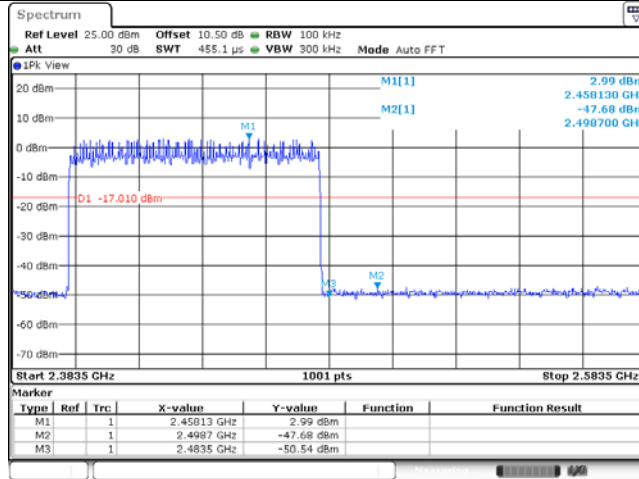
Band Edge, Hopping Channel

**EDR Mode
(8DPSK),
Left Side**



ProjectNo.:CR231061506-RF Tester:Lingling Li
Date: 19.NOV.2023 15:12:25

**EDR Mode
(8DPSK),
Right Side**



ProjectNo.:CR231061506-RF Tester:Lingling Li
Date: 19.NOV.2023 15:14:15

5. RF EXPOSURE EVALUATION

5.1 Applicable Standard

According to §15.247(i) and §1.1310, systems operating under the provisions of this section shall be operated in a manner that ensure that the public is not exposed to radio frequency energy level in excess of the Commission's guideline.

According to KDB447498 D01 General RF Exposure Guidance v06:

The 1-g and 10-g SAR test exclusion thresholds for 100 MHz to 6 GHz at test separation distances ≤ 50 mm are determined by:

$[(\text{max. power of channel, including tune-up tolerance, mW})/(\text{min. test separation distance, mm})] \cdot [\sqrt{f(\text{GHz})}] \leq 3.0$ for 1-g SAR and ≤ 7.5 for 10-g extremity SAR, where

- $f(\text{GHz})$ is the RF channel transmit frequency in GHz
- Power and distance are rounded to the nearest mW and mm before calculation
- The result is rounded to one decimal place for comparison
- 3.0 and 7.5 are referred to as the numeric thresholds in the step 2 below

The test exclusions are applicable only when the minimum test separation distance is ≤ 50 mm and for transmission frequencies between 100 MHz and 6 GHz. When the minimum test separation distance is < 5 mm, a distance of 5 mm according to 5) in section 4.1 is applied to determine SAR test exclusion.

5.2 Measurement Result

The max conducted power including tune-up tolerance is 4.5dBm (2.82mW).

$[(\text{max. power of channel, mW})/(\text{min. test separation distance, mm})][\sqrt{f(\text{GHz})}]$
 $= 2.82/5 \cdot (\sqrt{2.480}) = 0.9 < 3.0$

Result: Compliant. The stand-alone SAR test is not necessary.

6. EUT PHOTOGRAPHS

Please refer to the attachment CR231061506-EXP EUT EXTERNAL PHOTOGRAPHS and
CR231061506-INP EUT INTERNAL PHOTOGRAPHS

7. TEST SETUP PHOTOGRAPHS

Please refer to the attachment CR231061506-00B-TSP TEST SETUP PHOTOGRAPHS.

===== END OF REPORT =====