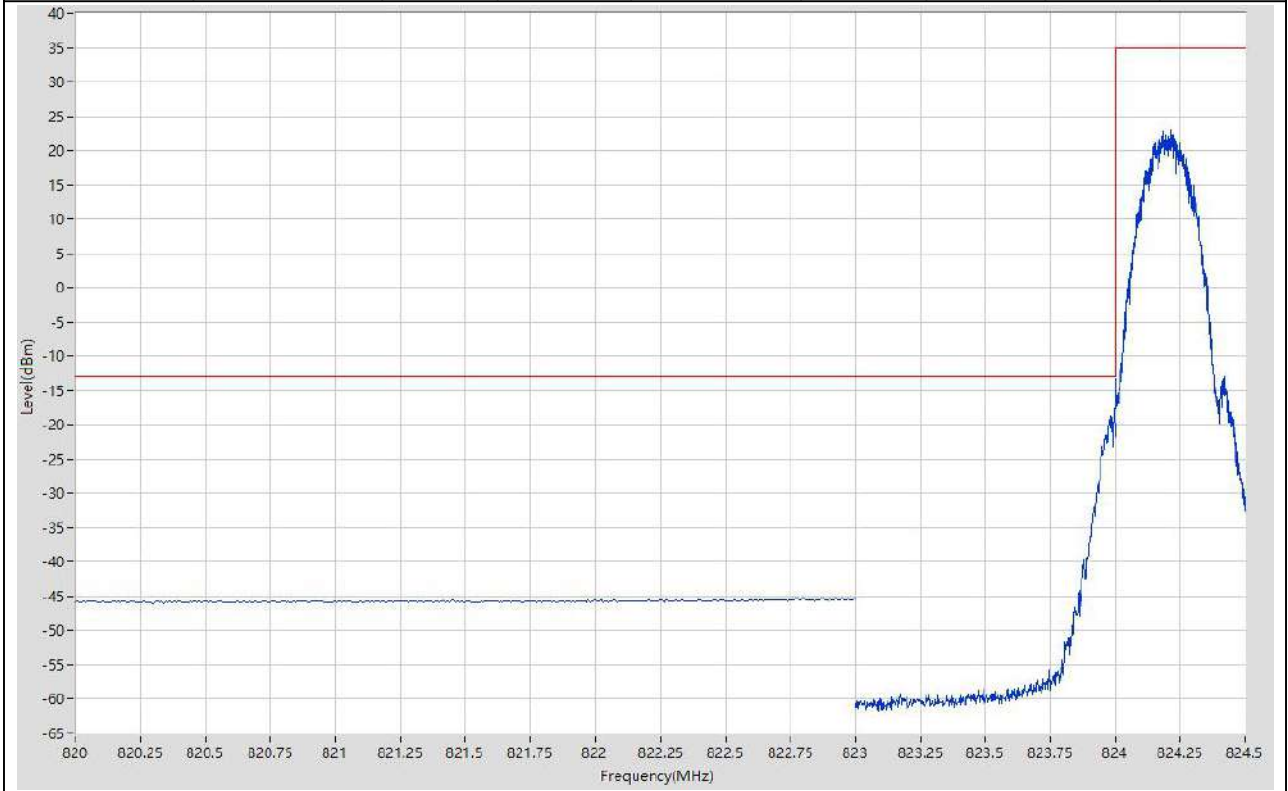


## **Annex A.6 Band Edge**

# 1. GSM\_GSM850

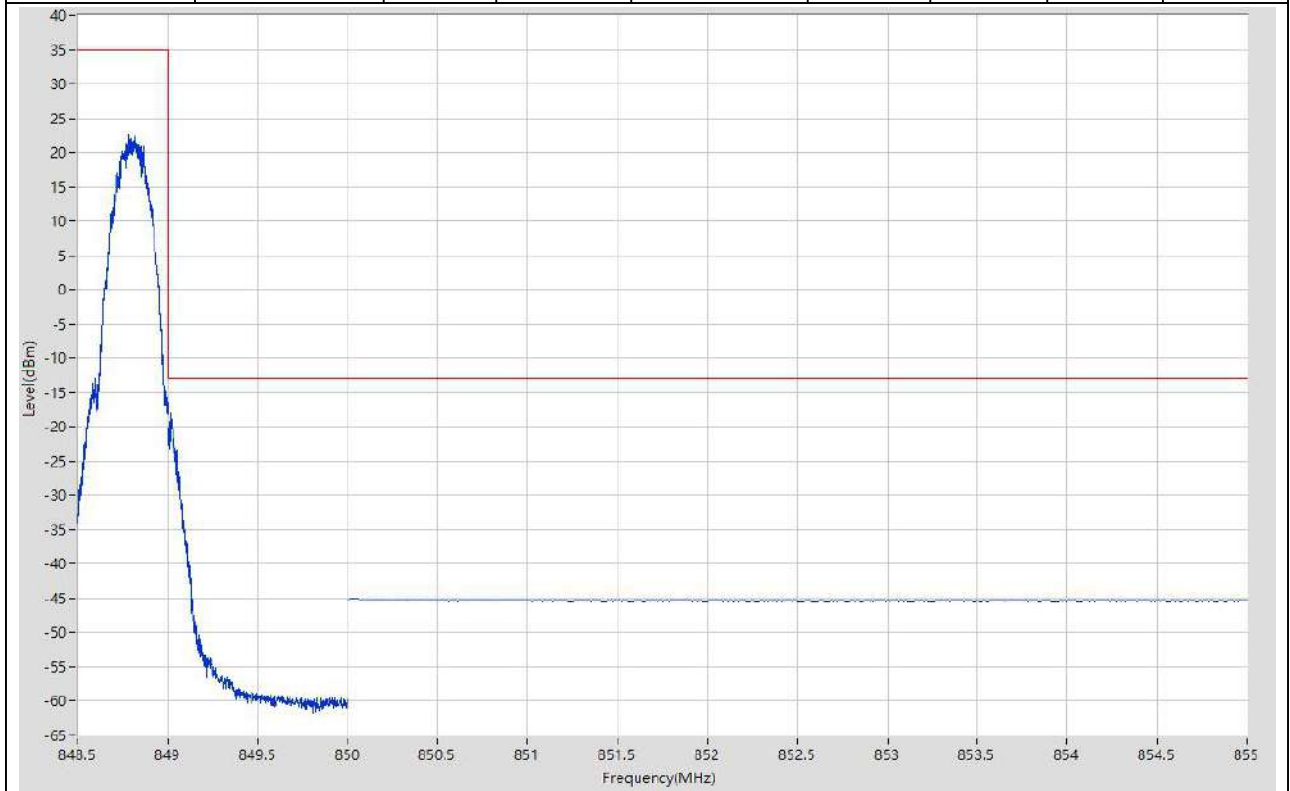
## 1.1. GSM Band Edge\_Part22-24(NTNV)(Channel:128)

Start Frequency (MHz)	Stop Frequency (MHz)	RBW (MHz)	Detector	Frequency (MHz)	Power (dBm)	Limit (dBm)	Verdict	Sweep Point
820	823	0.1	RMS	822.948	-45.37	-13	Pass	401
823	824	0.003	RMS	823.998	-17.73	-13	Pass	401
824	824.5	0.01	RMS	824.214	22.94	35	Pass	401



## 1.2. GSM Band Edge\_Part22-24(NTNV)(Channel:251)

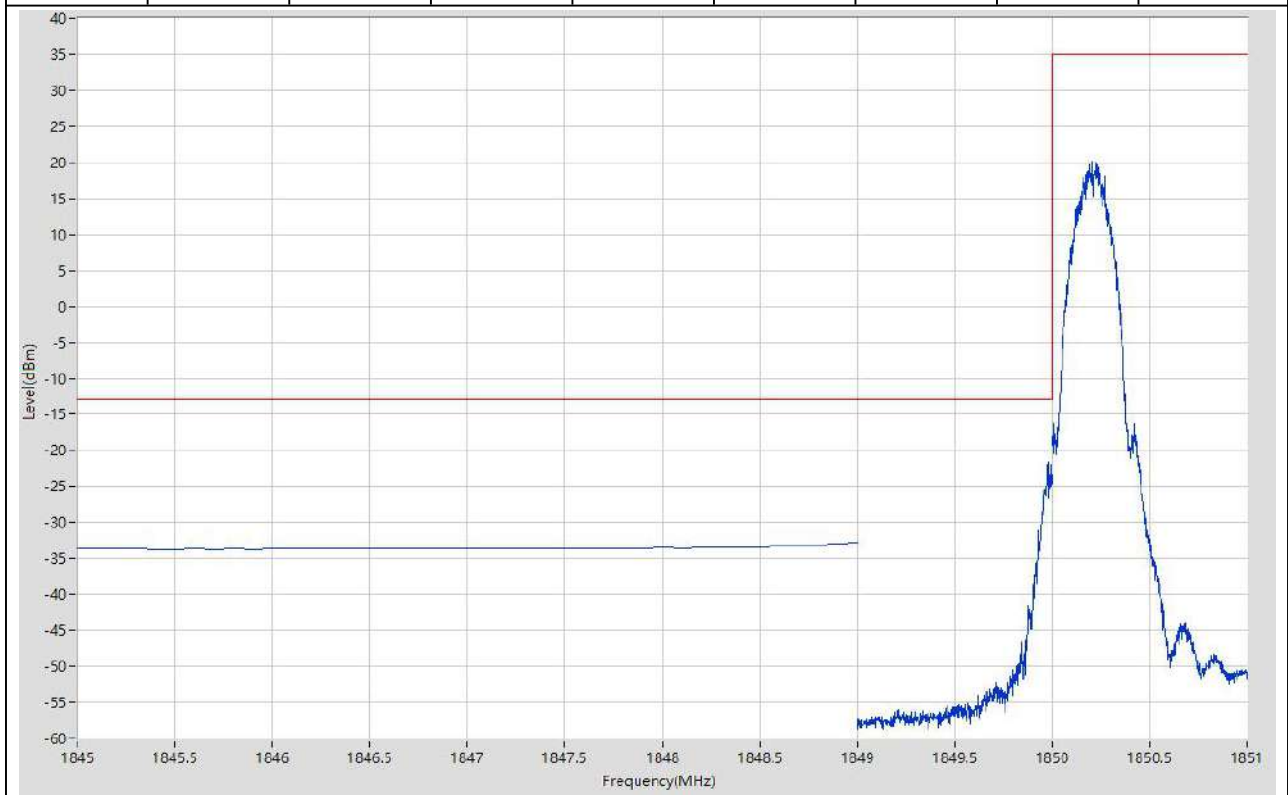
Start Frequency (MHz)	Stop Frequency (MHz)	RBW (MHz)	Detector	Frequency (MHz)	Power (dBm)	Limit (dBm)	Verdict	Sweep Point
848.5	849	0.01	RMS	848.784	22.7	35	Pass	401
849	850	0.003	RMS	849.018	-17.98	-13	Pass	401
850	855	0.1	RMS	850.025	-45.08	-13	Pass	401



## 2. GSM\_PCS

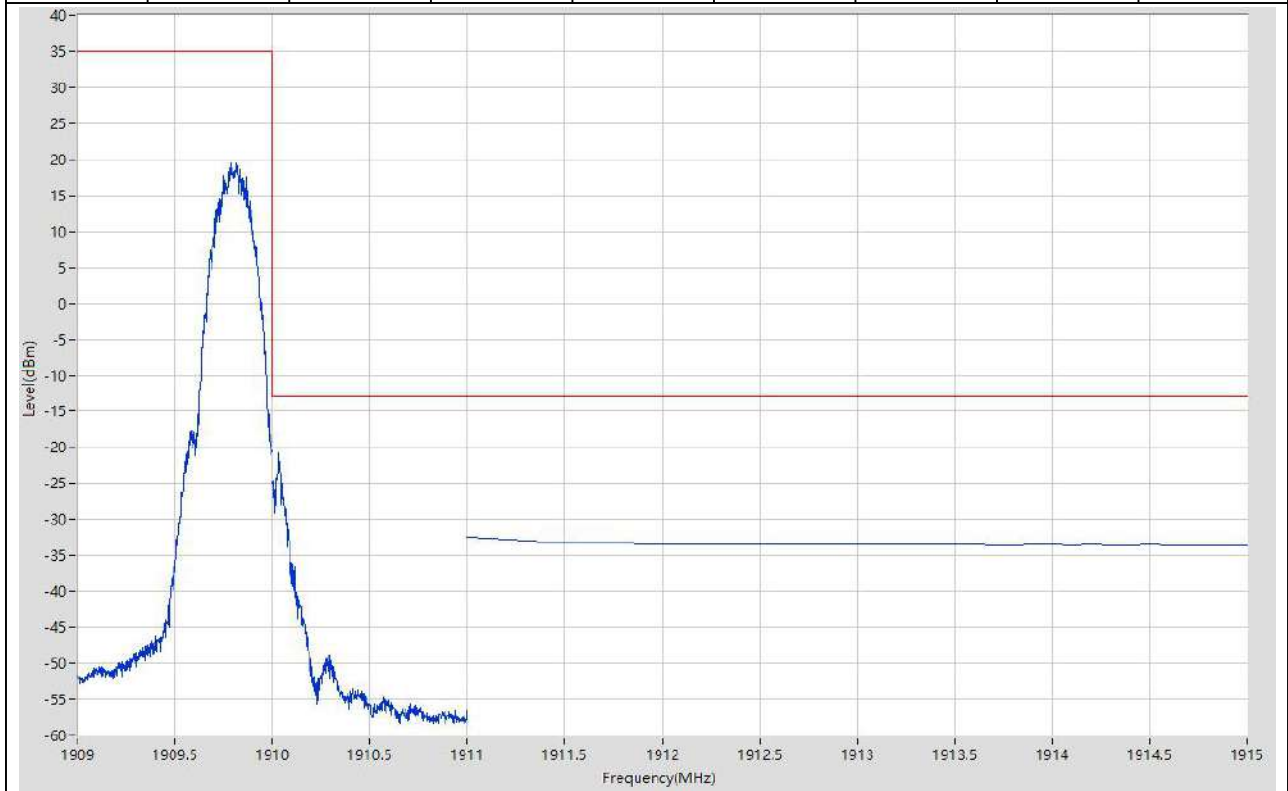
### 2.1. GSM Band Edge\_Part22-24(NTNV)(Channel:512)

Start Frequency (MHz)	Stop Frequency (MHz)	RBW (MHz)	Detector	Frequency (MHz)	Power (dBm)	Limit (dBm)	Verdict	Sweep Point
1845	1849	1	RMS	1849	-32.83	-13	Pass	41
1849	1850	0.003	RMS	1849.98	-21.63	-13	Pass	401
1850	1851	0.01	RMS	1850.205	20.17	35	Pass	401



## 2.2. GSM Band Edge\_Part22-24(NTNV)(Channel:810)

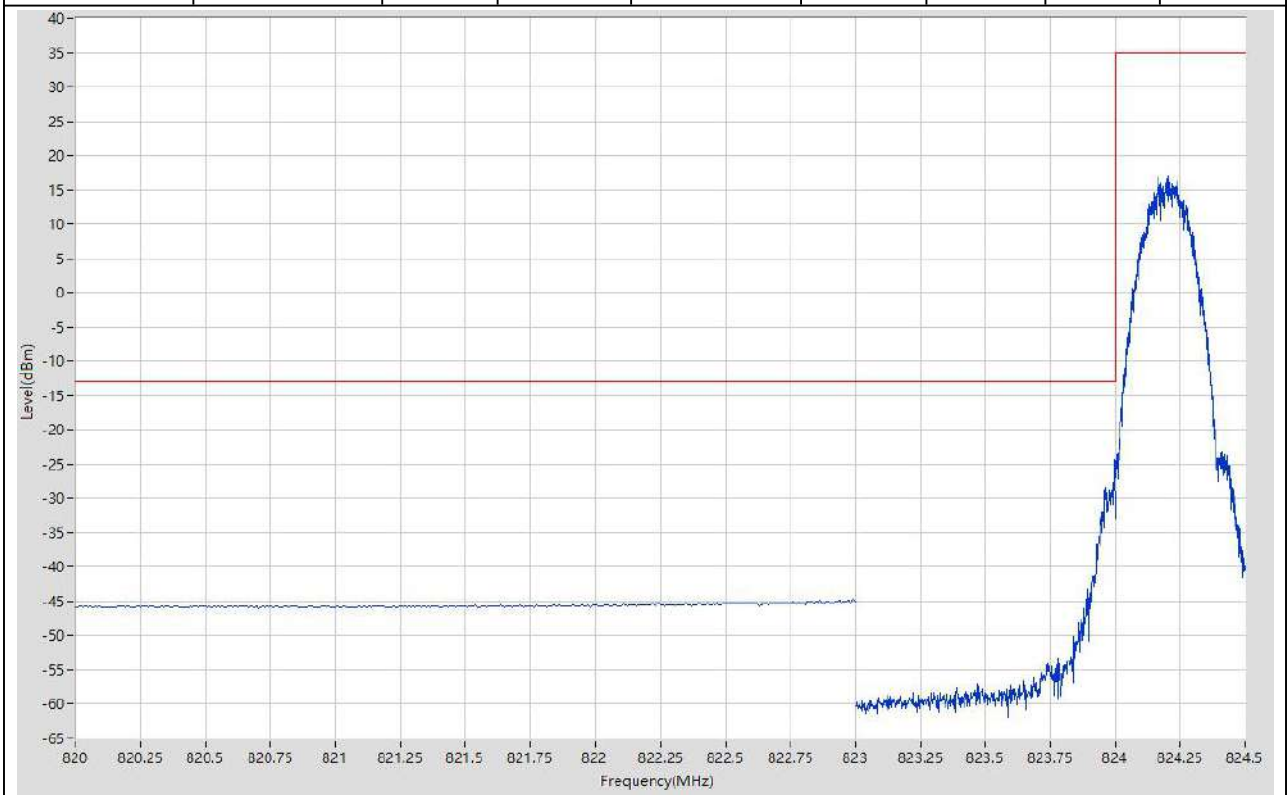
Start Frequency (MHz)	Stop Frequency (MHz)	RBW (MHz)	Detector	Frequency (MHz)	Power (dBm)	Limit (dBm)	Verdict	Sweep Point
1909	1910	0.01	RMS	1909.813	19.44	35	Pass	401
1910	1911	0.003	RMS	1910.03	-20.7	-13	Pass	401
1911	1915	1	RMS	1911	-32.49	-13	Pass	41



### 3. EGPRS\_GSM850

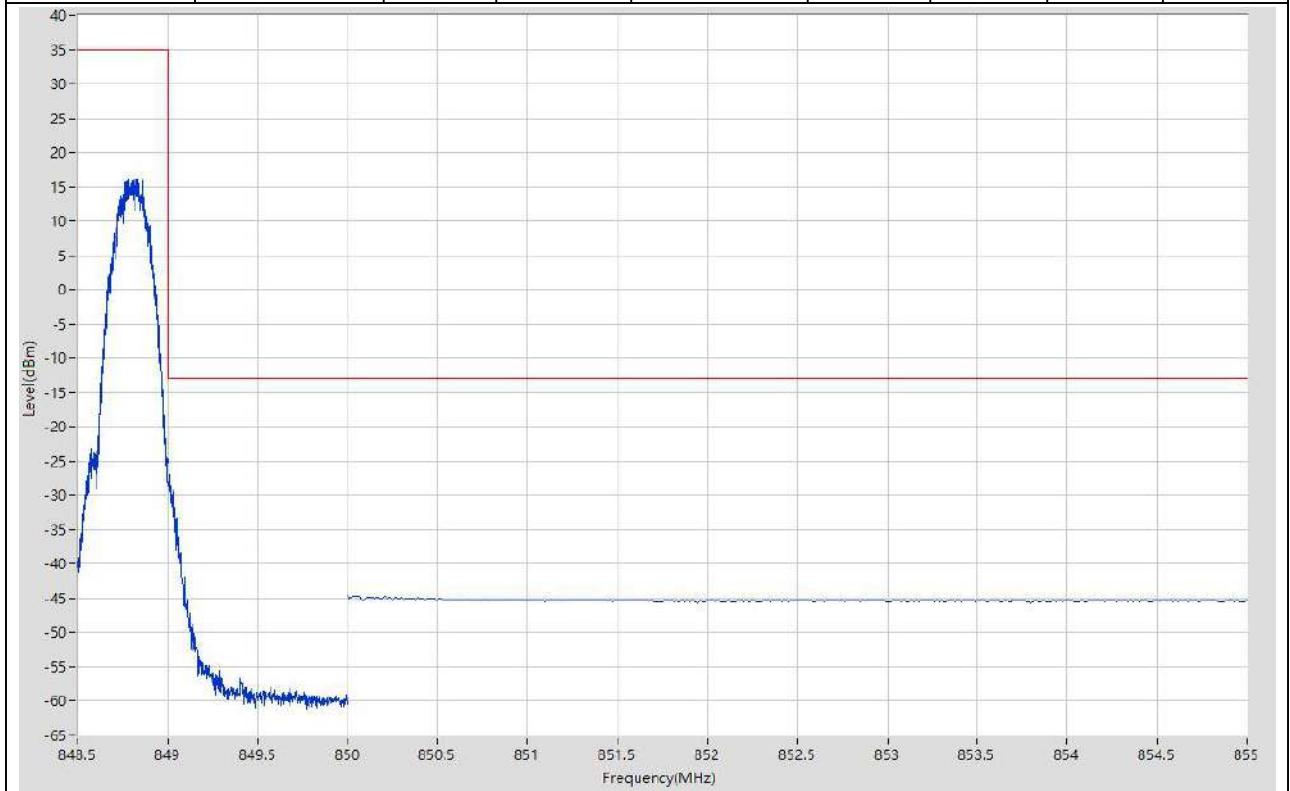
#### 3.1. EGPRS Band Edge\_Part22-24(NTNV)(Channel:128)

Start Frequency (MHz)	Stop Frequency (MHz)	RBW (MHz)	Detector	Frequency (MHz)	Power (dBm)	Limit (dBm)	Verdict	Sweep Point
820	823	0.1	RMS	822.993	-44.7	-13	Pass	401
823	824	0.003	RMS	823.995	-24.41	-13	Pass	401
824	824.5	0.01	RMS	824.204	17.08	35	Pass	401



### 3.2. EGPRS Band Edge\_Part22-24(NTNV)(Channel:251)

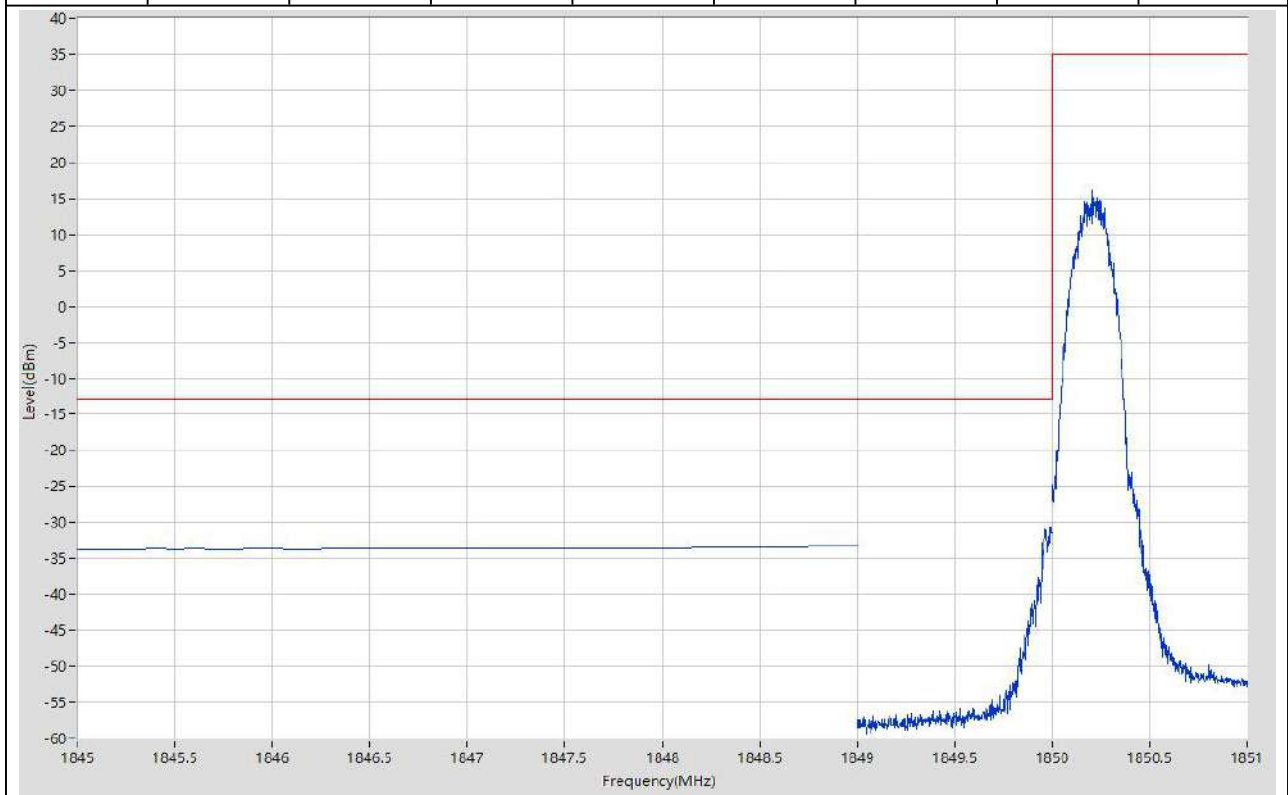
Start Frequency (MHz)	Stop Frequency (MHz)	RBW (MHz)	Detector	Frequency (MHz)	Power (dBm)	Limit (dBm)	Verdict	Sweep Point
848.5	849	0.01	RMS	848.783	16.23	35	Pass	401
849	850	0.003	RMS	849.008	-27.04	-13	Pass	401
850	855	0.1	RMS	850	-44.56	-13	Pass	401



## 4. EGPRS\_PCS

### 4.1. EGPRS Band Edge\_Part22-24(NTLV)(Channel:512)

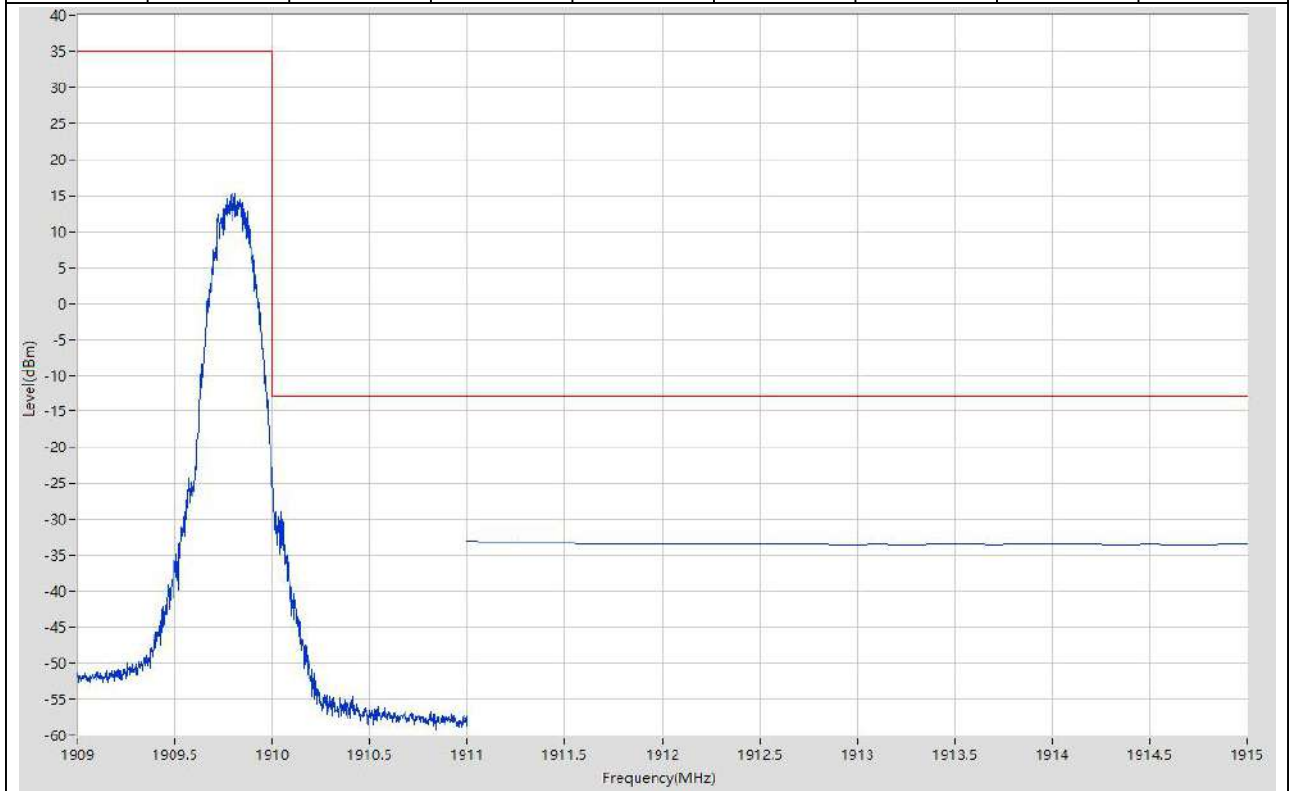
Start Frequency (MHz)	Stop Frequency (MHz)	RBW (MHz)	Detector	Frequency (MHz)	Power (dBm)	Limit (dBm)	Verdict	Sweep Point
1845	1849	1	RMS	1849	-33.09	-13	Pass	41
1849	1850	0.003	RMS	1849.993	-30.6	-13	Pass	401
1850	1851	0.01	RMS	1850.205	16.04	35	Pass	401





## 4.2. EGPRS Band Edge\_Part22-24(NTLV)(Channel:810)

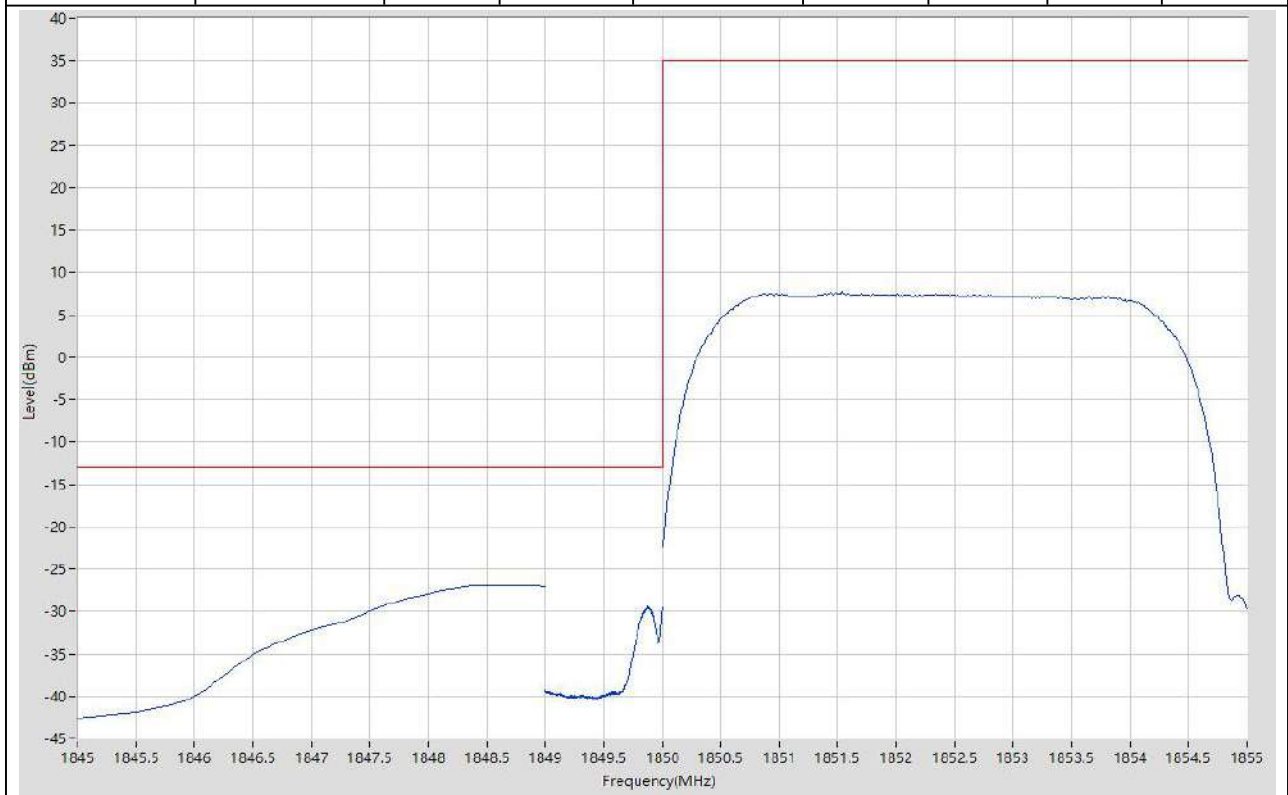
Start Frequency (MHz)	Stop Frequency (MHz)	RBW (MHz)	Detector	Frequency (MHz)	Power (dBm)	Limit (dBm)	Verdict	Sweep Point
1909	1910	0.01	RMS	1909.81	15.22	35	Pass	401
1910	1911	0.003	RMS	1910	-24.12	-13	Pass	401
1911	1915	1	RMS	1911	-32.97	-13	Pass	41



## 5. WCDMA\_Band2

### 5.1. WCDMA Band Edge\_Part22-24-27(NTNV)(Channel:9262)

Start Frequency (MHz)	Stop Frequency (MHz)	RBW (MHz)	Detector	Frequency (MHz)	Power (dBm)	Limit (dBm)	Verdict	Sweep Point
1845	1849	1	RMS	1848.5	-26.97	-13	Pass	41
1849	1850	0.051	RMS	1849.875	-29.46	-13	Pass	401
1850	1855	0.1	RMS	1851.538	7.72	35	Pass	401



## 5.2. WCDMA Band Edge\_Part22-24-27(NTNV)(Channel:9538)

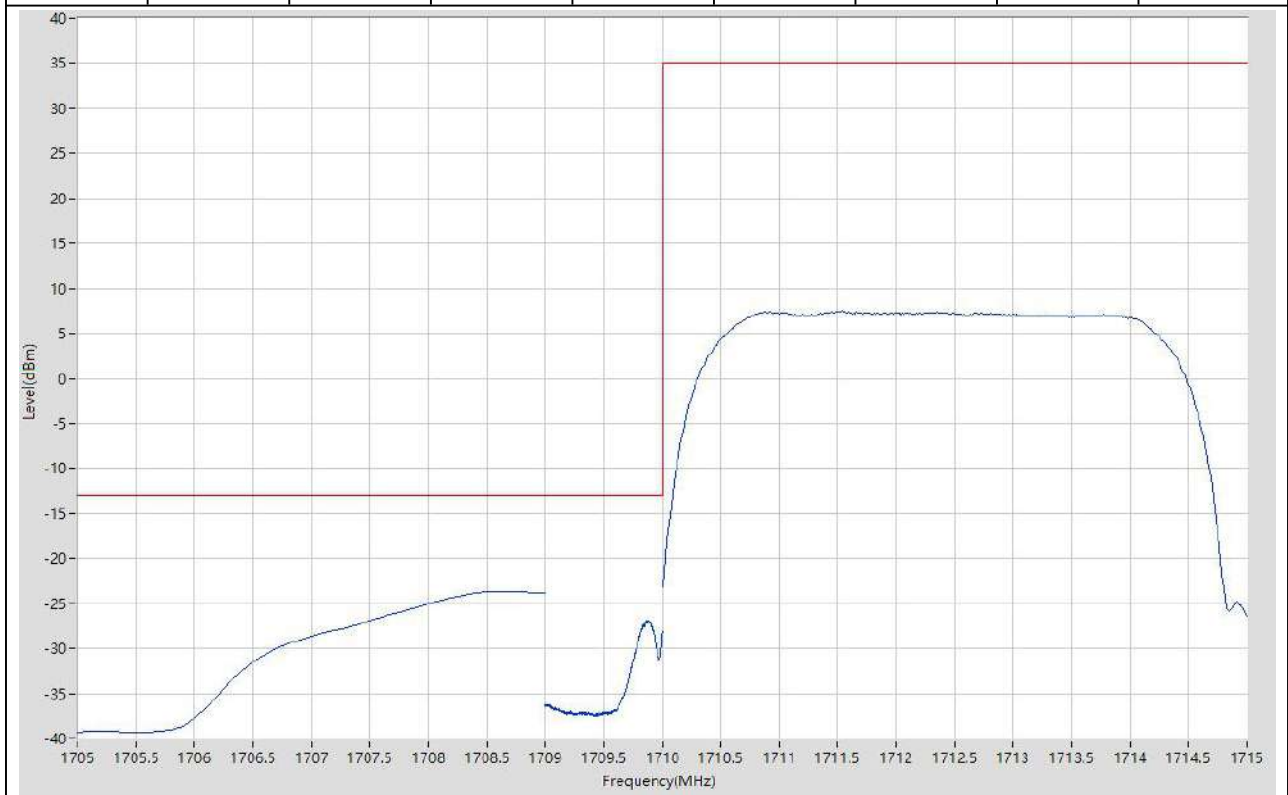
Start Frequency (MHz)	Stop Frequency (MHz)	RBW (MHz)	Detector	Frequency (MHz)	Power (dBm)	Limit (dBm)	Verdict	Sweep Point
1905	1910	0.1	RMS	1906.738	7.6	35	Pass	401
1910	1911	0.051	RMS	1910	-26.89	-13	Pass	401
1911	1915	1	RMS	1911.1	-26.92	-13	Pass	41



## 6. WCDMA\_Band4

### 6.1. WCDMA Band Edge\_Part22-24-27(NTNV)(Channel:1312)

Start Frequency (MHz)	Stop Frequency (MHz)	RBW (MHz)	Detector	Frequency (MHz)	Power (dBm)	Limit (dBm)	Verdict	Sweep Point
1705	1709	1	RMS	1708.6	-23.72	-13	Pass	41
1709	1710	0.051	RMS	1709.885	-26.89	-13	Pass	401
1710	1715	0.1	RMS	1711.538	7.49	35	Pass	401



## 6.2. WCDMA Band Edge\_Part22-24-27(NTNV)(Channel:1513)

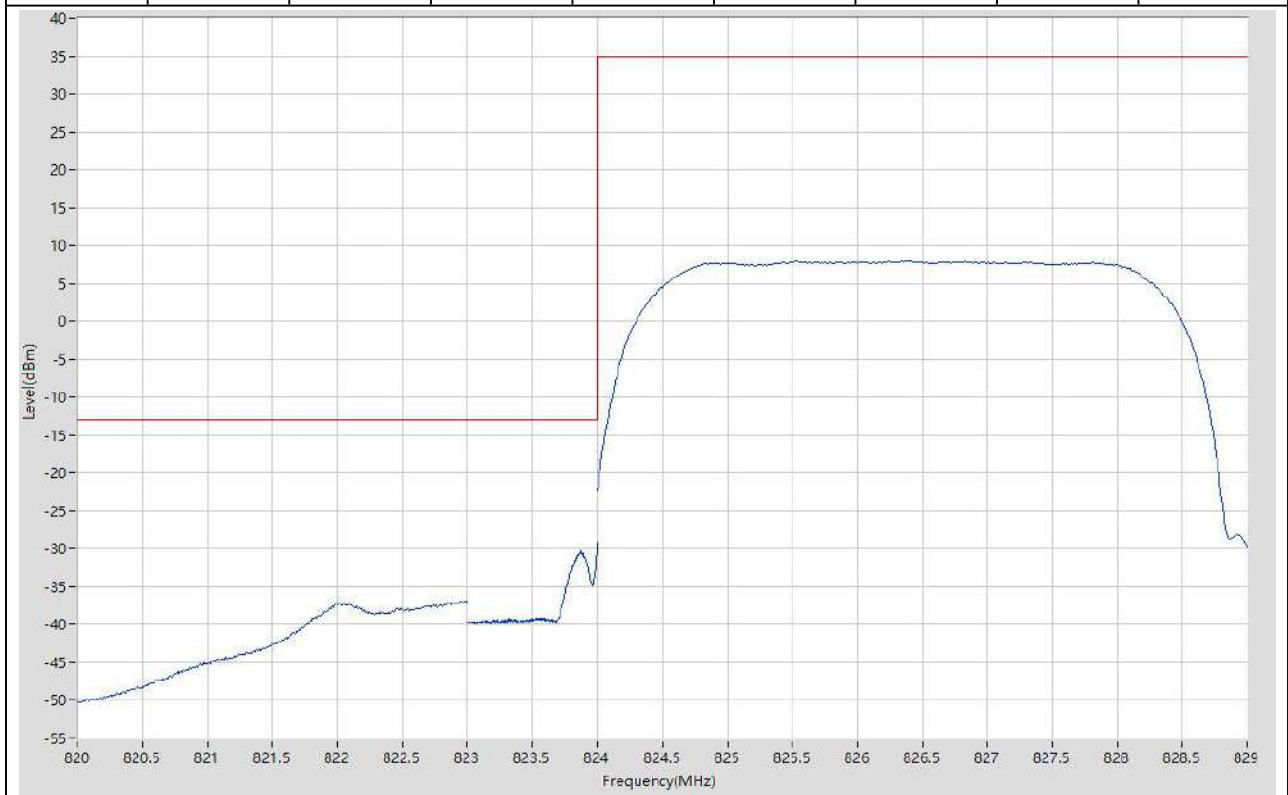
Start Frequency (MHz)	Stop Frequency (MHz)	RBW (MHz)	Detector	Frequency (MHz)	Power (dBm)	Limit (dBm)	Verdict	Sweep Point
1750	1755	0.1	RMS	1751.725	7.49	35	Pass	401
1755	1756	0.051	RMS	1755	-27.61	-13	Pass	401
1756	1760	1	RMS	1756.1	-23.46	-13	Pass	41



## 7. WCDMA\_Band5

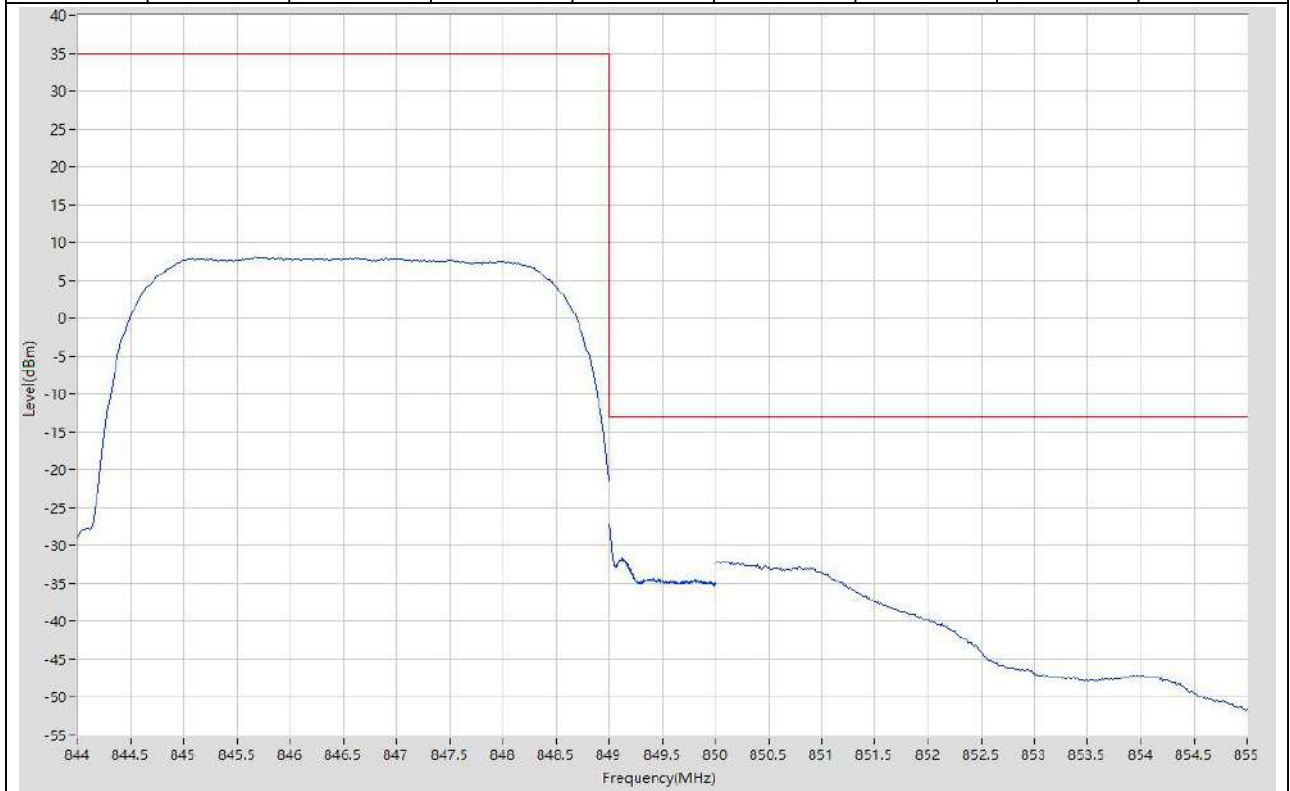
### 7.1. WCDMA Band Edge\_Part22-24-27(NTNV)(Channel:4132)

Start Frequency (MHz)	Stop Frequency (MHz)	RBW (MHz)	Detector	Frequency (MHz)	Power (dBm)	Limit (dBm)	Verdict	Sweep Point
820	823	0.1	RMS	822.97	-36.86	-13	Pass	401
823	824	0.051	RMS	824	-29.14	-13	Pass	401
824	829	0.1	RMS	826.375	7.95	35	Pass	401



## 7.2. WCDMA Band Edge\_Part22-24-27(NTNV)(Channel:4233)

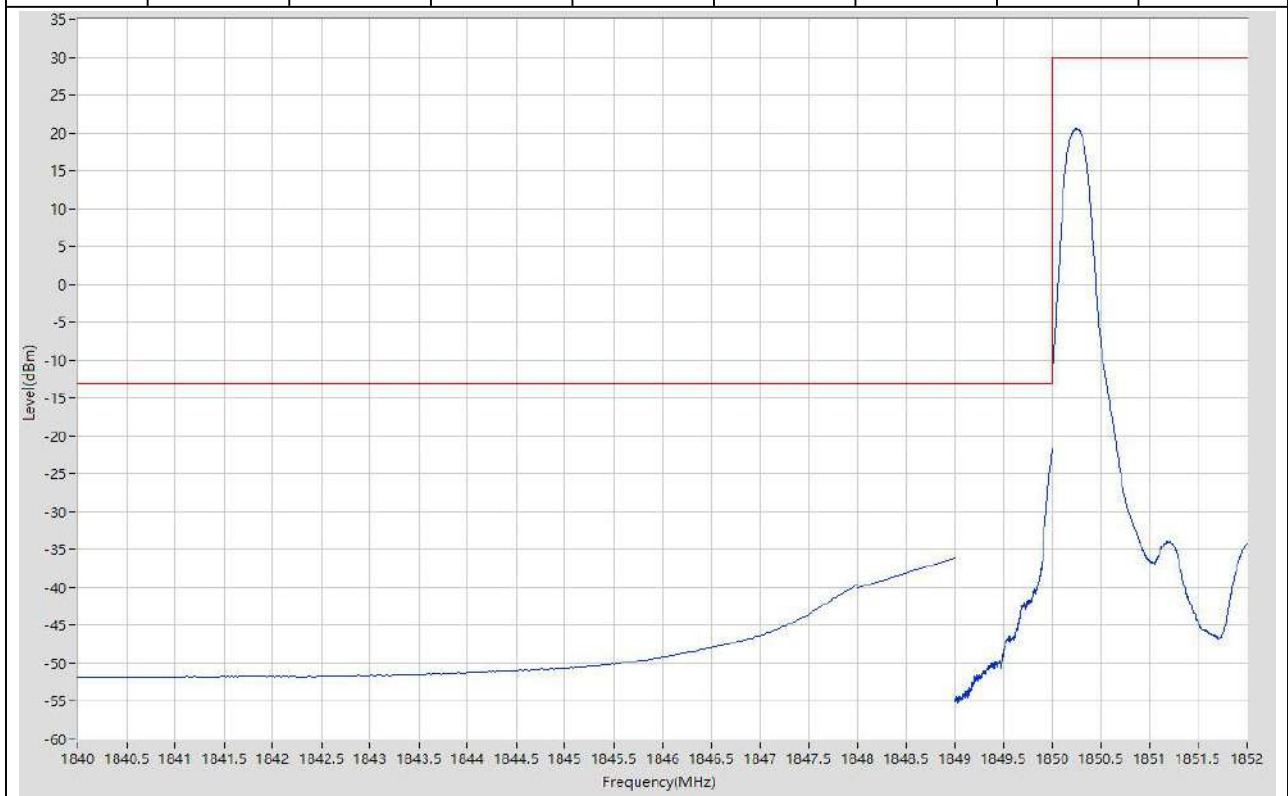
Start Frequency (MHz)	Stop Frequency (MHz)	RBW (MHz)	Detector	Frequency (MHz)	Power (dBm)	Limit (dBm)	Verdict	Sweep Point
844	849	0.1	RMS	845.675	8.06	35	Pass	401
849	850	0.051	RMS	849	-27.09	-13	Pass	401
850	855	0.1	RMS	850.013	-32.14	-13	Pass	401



## 8. LTE\_Band2

### 8.1. LTE Band Edge\_Part22-24-27(NTNV)(Subtest:1, Channel:18607, Bandwidth:1.4, Modulation:QPSK, RB Number: 1, RB Position:LOW)

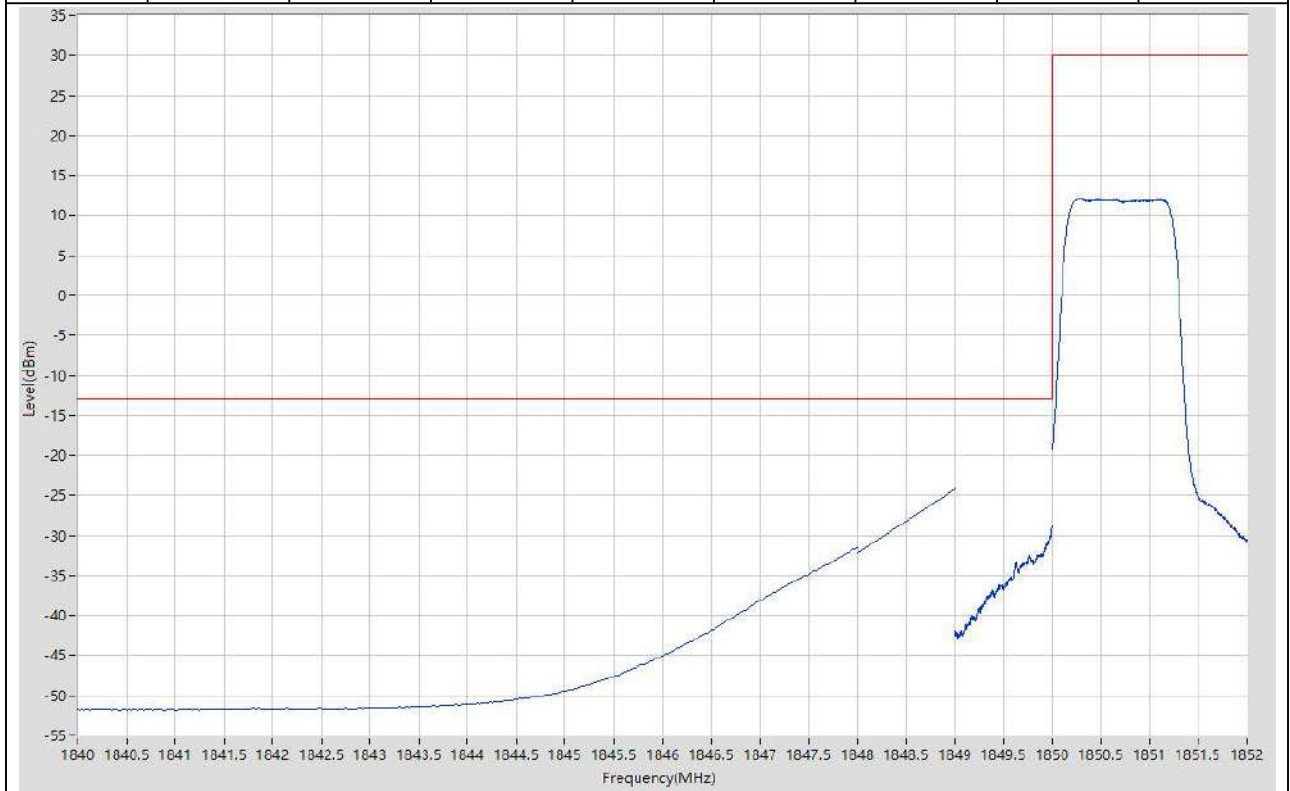
Start Frequency (MHz)	Stop Frequency (MHz)	RBW (MHz)	Detector	Frequency (MHz)	Power (dBm)	Limit (dBm)	Verdict	Sweep Point
1840	1848	1	RMS	1848	-39.59	-13	Pass	401
1848	1849	1	RMS	1849	-36.06	-13	Pass	2
1849	1850	0.02	RMS	1850	-21.6	-13	Pass	401
1850	1852	0.1	RMS	1850.245	20.52	30	Pass	401





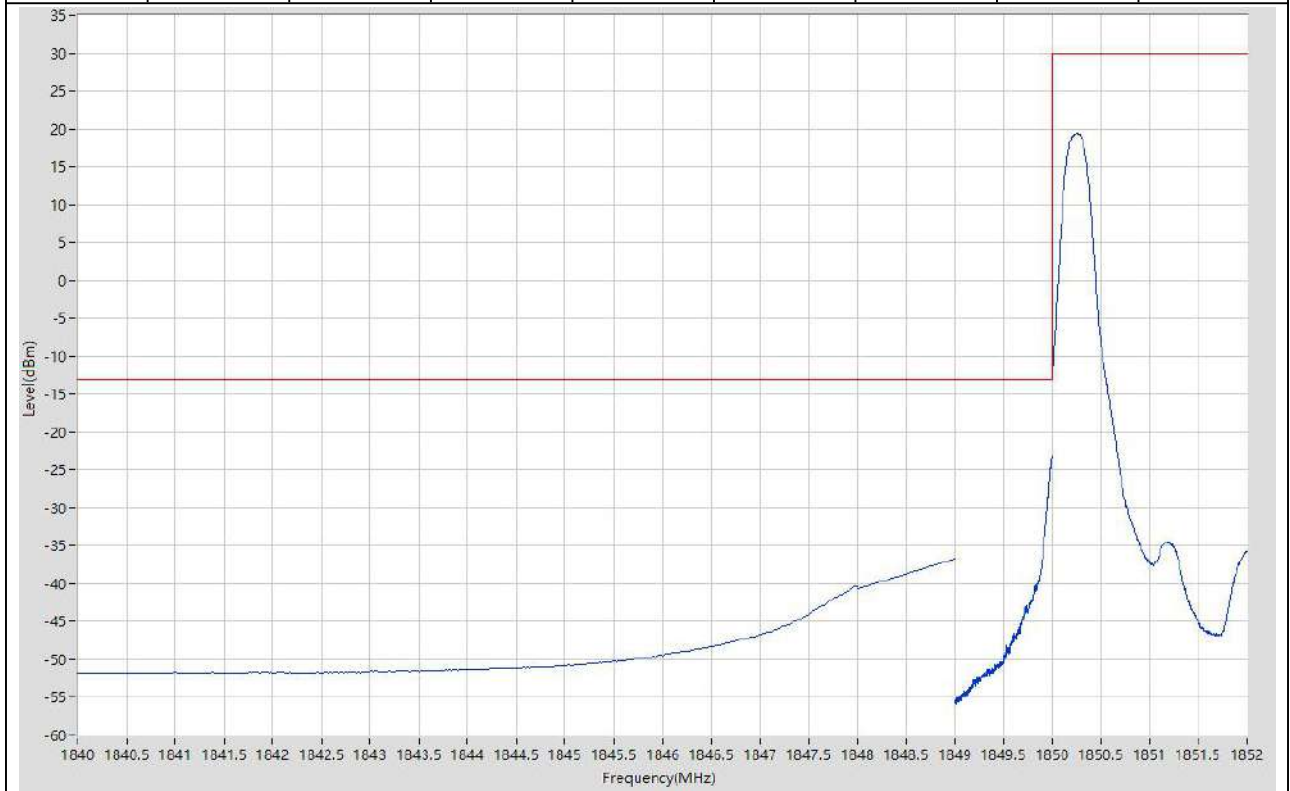
**8.2. LTE Band Edge\_Part22-24-27(NTNV)(Subtest:2, Channel:18607, Bandwidth:1.4, Modulation:QPSK, RB Number: 6, RB Position:LOW)**

Start Frequency (MHz)	Stop Frequency (MHz)	RBW (MHz)	Detector	Frequency (MHz)	Power (dBm)	Limit (dBm)	Verdict	Sweep Point
1840	1848	1	RMS	1848	-31.51	-13	Pass	401
1848	1849	1	RMS	1849	-24.21	-13	Pass	2
1849	1850	0.02	RMS	1850	-28.91	-13	Pass	401
1850	1852	0.1	RMS	1850.275	12.11	30	Pass	401



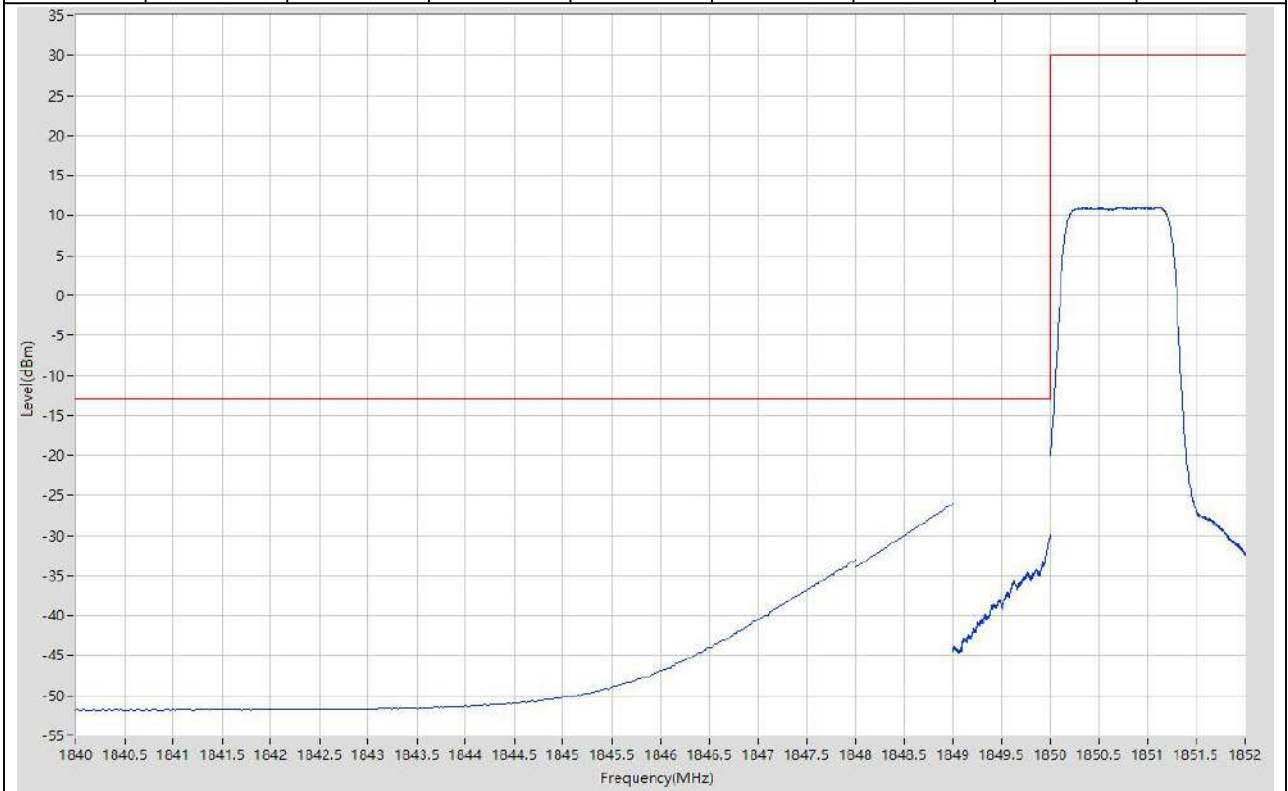
**8.3. LTE Band Edge\_Part22-24-27(NTNV)(Subtest:3, Channel:18607, Bandwidth:1.4, Modulation:Q16, RB Number: 1, RB Position:LOW)**

Start Frequency (MHz)	Stop Frequency (MHz)	RBW (MHz)	Detector	Frequency (MHz)	Power (dBm)	Limit (dBm)	Verdict	Sweep Point
1840	1848	1	RMS	1848	-40.26	-13	Pass	401
1848	1849	1	RMS	1849	-36.75	-13	Pass	2
1849	1850	0.02	RMS	1850	-23.14	-13	Pass	401
1850	1852	0.1	RMS	1850.255	19.43	30	Pass	401



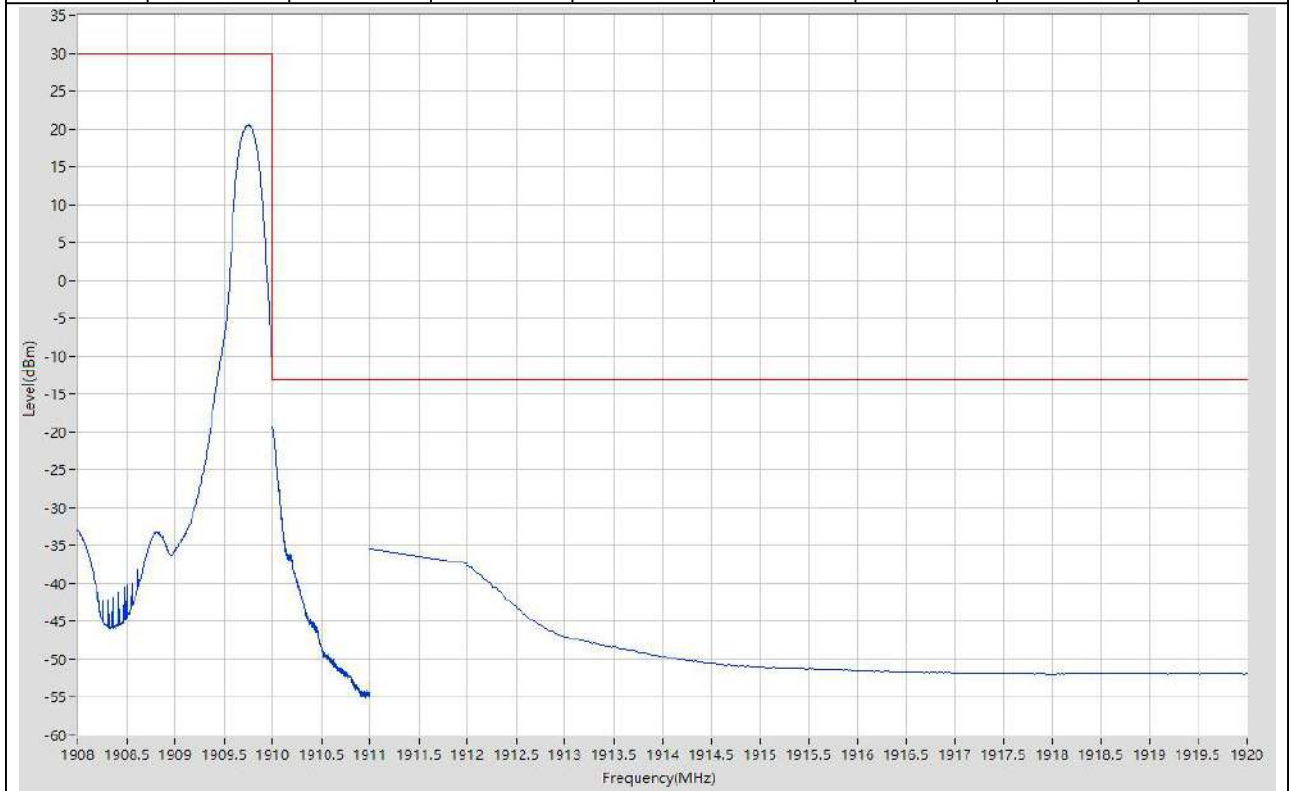
**8.4. LTE Band Edge\_Part22-24-27(NTNV)(Subtest:4, Channel:18607, Bandwidth:1.4, Modulation:Q16, RB Number: 6, RB Position:LOW)**

Start Frequency (MHz)	Stop Frequency (MHz)	RBW (MHz)	Detector	Frequency (MHz)	Power (dBm)	Limit (dBm)	Verdict	Sweep Point
1840	1848	1	RMS	1848	-33.09	-13	Pass	401
1848	1849	1	RMS	1849	-26	-13	Pass	2
1849	1850	0.02	RMS	1850	-29.89	-13	Pass	401
1850	1852	0.1	RMS	1851.1	11.02	30	Pass	401



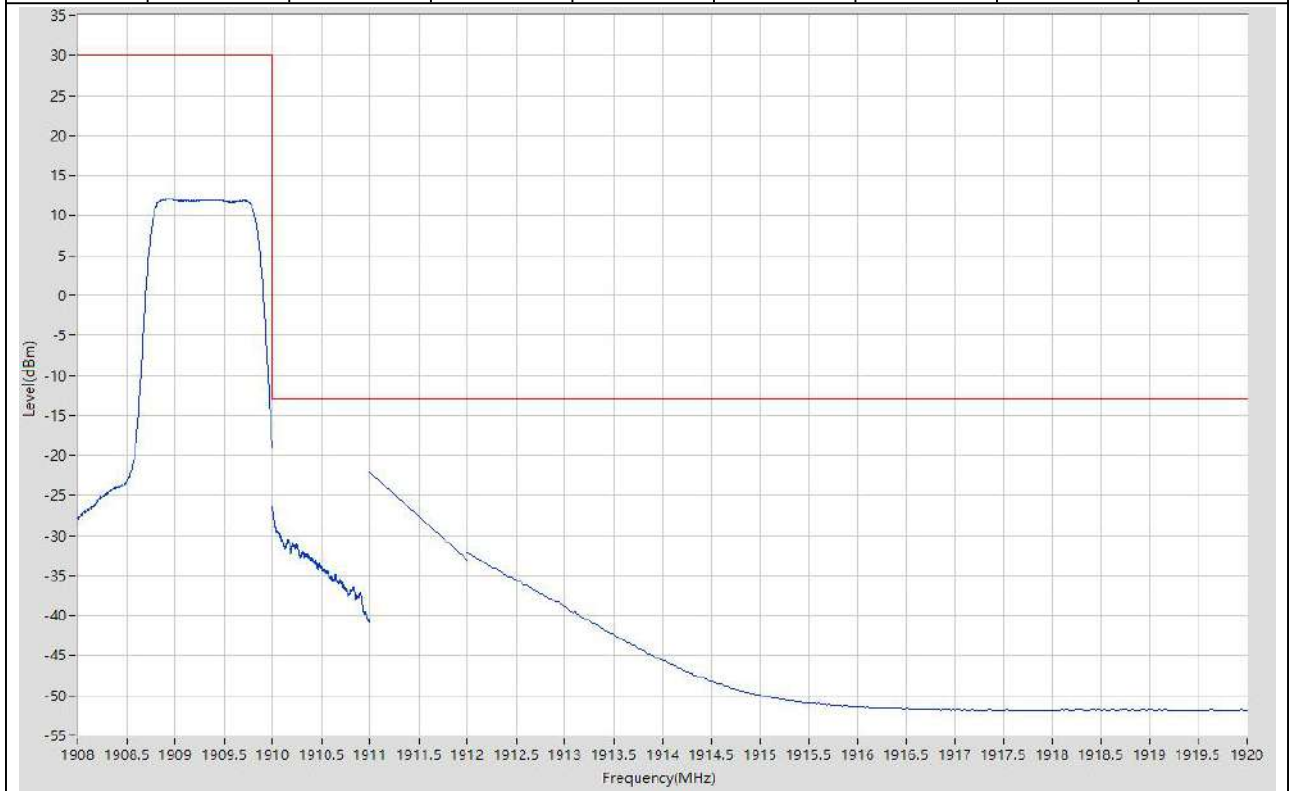
**8.5. LTE Band Edge\_Part22-24-27(NTNV)(Subtest:5, Channel:19193, Bandwidth:1.4, Modulation:QPSK, RB Number: 1, RB Position:HIGH)**

Start Frequency (MHz)	Stop Frequency (MHz)	RBW (MHz)	Detector	Frequency (MHz)	Power (dBm)	Limit (dBm)	Verdict	Sweep Point
1908	1910	0.1	RMS	1909.755	20.49	30	Pass	401
1910	1911	0.02	RMS	1910	-19.31	-13	Pass	401
1911	1912	1	RMS	1911	-35.45	-13	Pass	2
1912	1920	1	RMS	1912	-37.56	-13	Pass	401



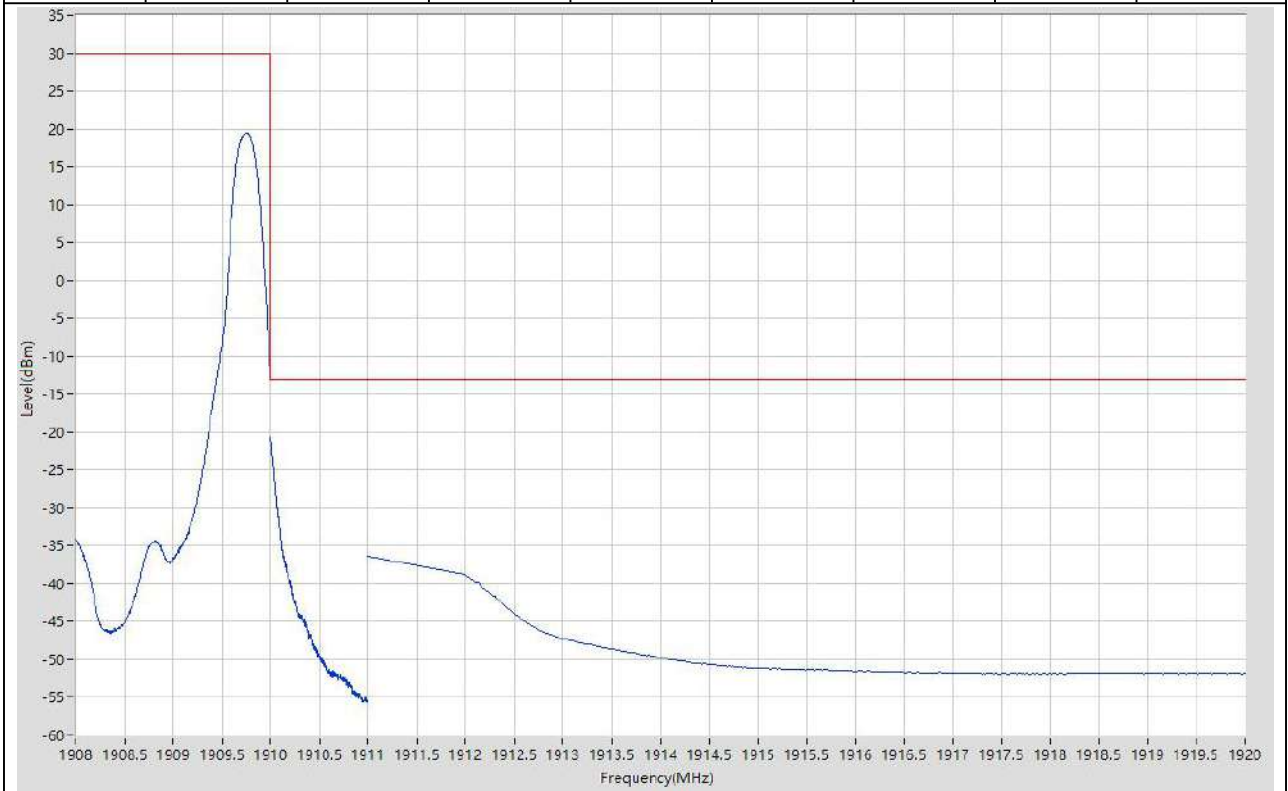
**8.6. LTE Band Edge\_Part22-24-27(NTNV)(Subtest:6, Channel:19193, Bandwidth:1.4, Modulation:QPSK, RB Number: 6, RB Position:HIGH)**

Start Frequency (MHz)	Stop Frequency (MHz)	RBW (MHz)	Detector	Frequency (MHz)	Power (dBm)	Limit (dBm)	Verdict	Sweep Point
1908	1910	0.1	RMS	1908.915	12.01	30	Pass	401
1910	1911	0.02	RMS	1910	-26.5	-13	Pass	401
1911	1912	1	RMS	1911	-22.06	-13	Pass	2
1912	1920	1	RMS	1912	-32.12	-13	Pass	401



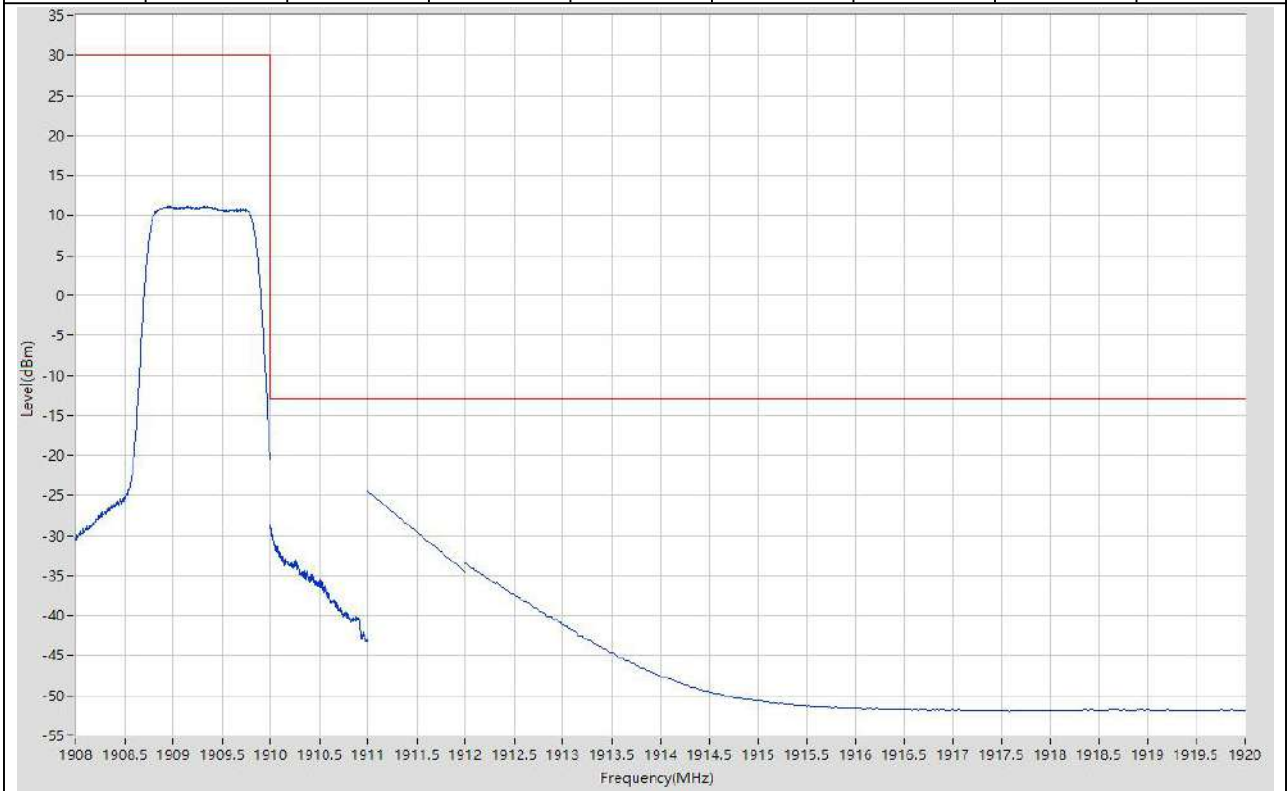
**8.7. LTE Band Edge\_Part22-24-27(NTNV)(Subtest:7, Channel:19193, Bandwidth:1.4, Modulation:Q16, RB Number: 1, RB Position:HIGH)**

Start Frequency (MHz)	Stop Frequency (MHz)	RBW (MHz)	Detector	Frequency (MHz)	Power (dBm)	Limit (dBm)	Verdict	Sweep Point
1908	1910	0.1	RMS	1909.745	19.47	30	Pass	401
1910	1911	0.02	RMS	1910	-20.74	-13	Pass	401
1911	1912	1	RMS	1911	-36.34	-13	Pass	2
1912	1920	1	RMS	1912	-38.74	-13	Pass	401



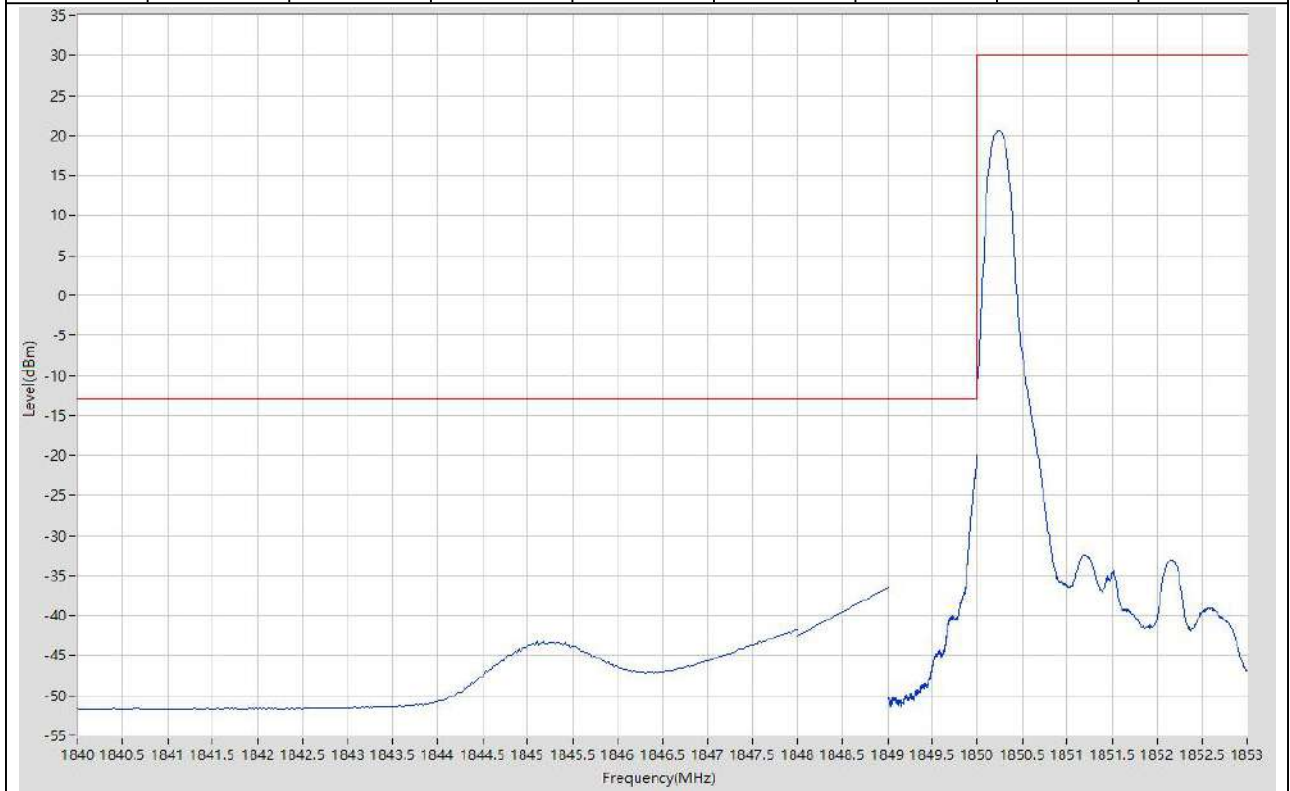
**8.8. LTE Band Edge\_Part22-24-27(NTNV)(Subtest:8, Channel:19193, Bandwidth:1.4, Modulation:Q16, RB Number: 6, RB Position:HIGH)**

Start Frequency (MHz)	Stop Frequency (MHz)	RBW (MHz)	Detector	Frequency (MHz)	Power (dBm)	Limit (dBm)	Verdict	Sweep Point
1908	1910	0.1	RMS	1909.15	11.09	30	Pass	401
1910	1911	0.02	RMS	1910	-28.65	-13	Pass	401
1911	1912	1	RMS	1911	-24.55	-13	Pass	2
1912	1920	1	RMS	1912	-33.48	-13	Pass	401



**8.9. LTE Band Edge\_Part22-24-27(NTNV)(Subtest:9, Channel:18615, Bandwidth:3, Modulation:QPSK, RB Number: 1, RB Position:LOW)**

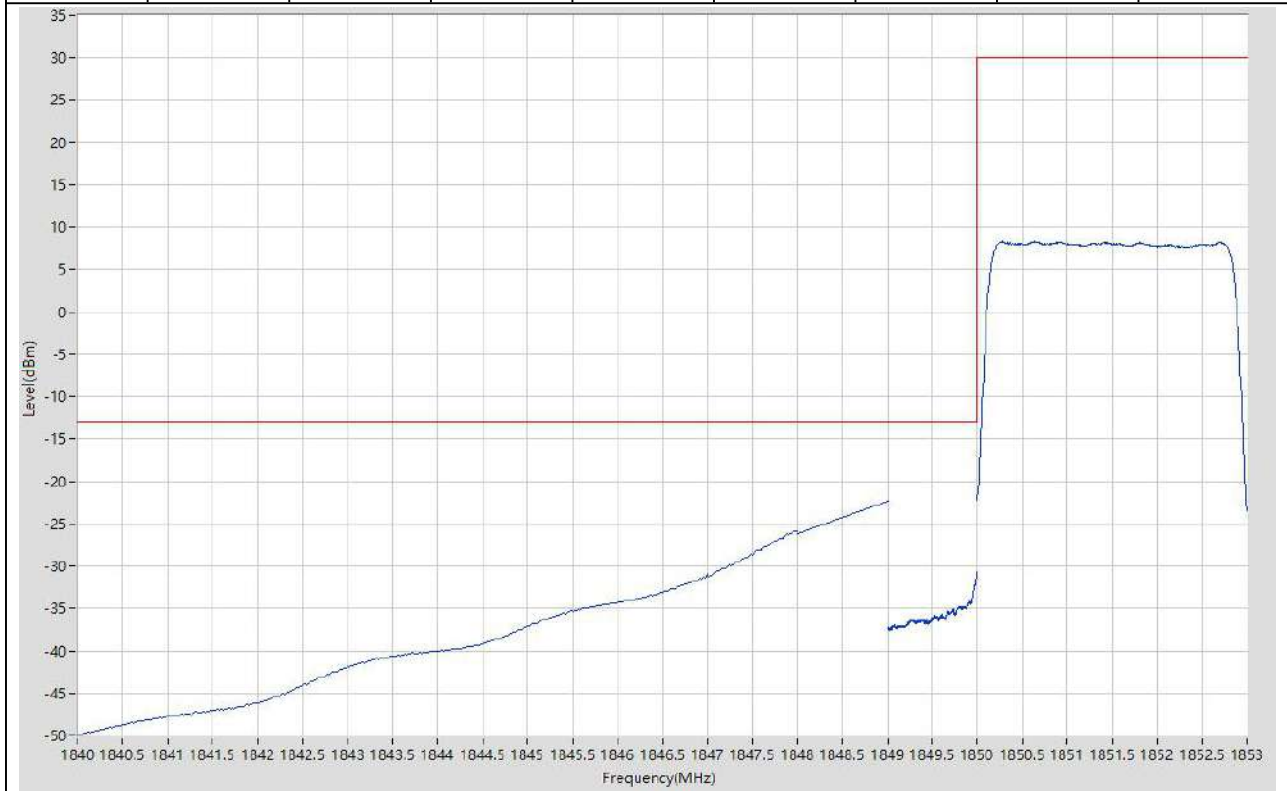
Start Frequency (MHz)	Stop Frequency (MHz)	RBW (MHz)	Detector	Frequency (MHz)	Power (dBm)	Limit (dBm)	Verdict	Sweep Point
1840	1848	1	RMS	1848	-41.75	-13	Pass	401
1848	1849	1	RMS	1849	-36.52	-13	Pass	2
1849	1850	0.03	RMS	1850	-20.06	-13	Pass	401
1850	1853	0.1	RMS	1850.24	20.59	30	Pass	401





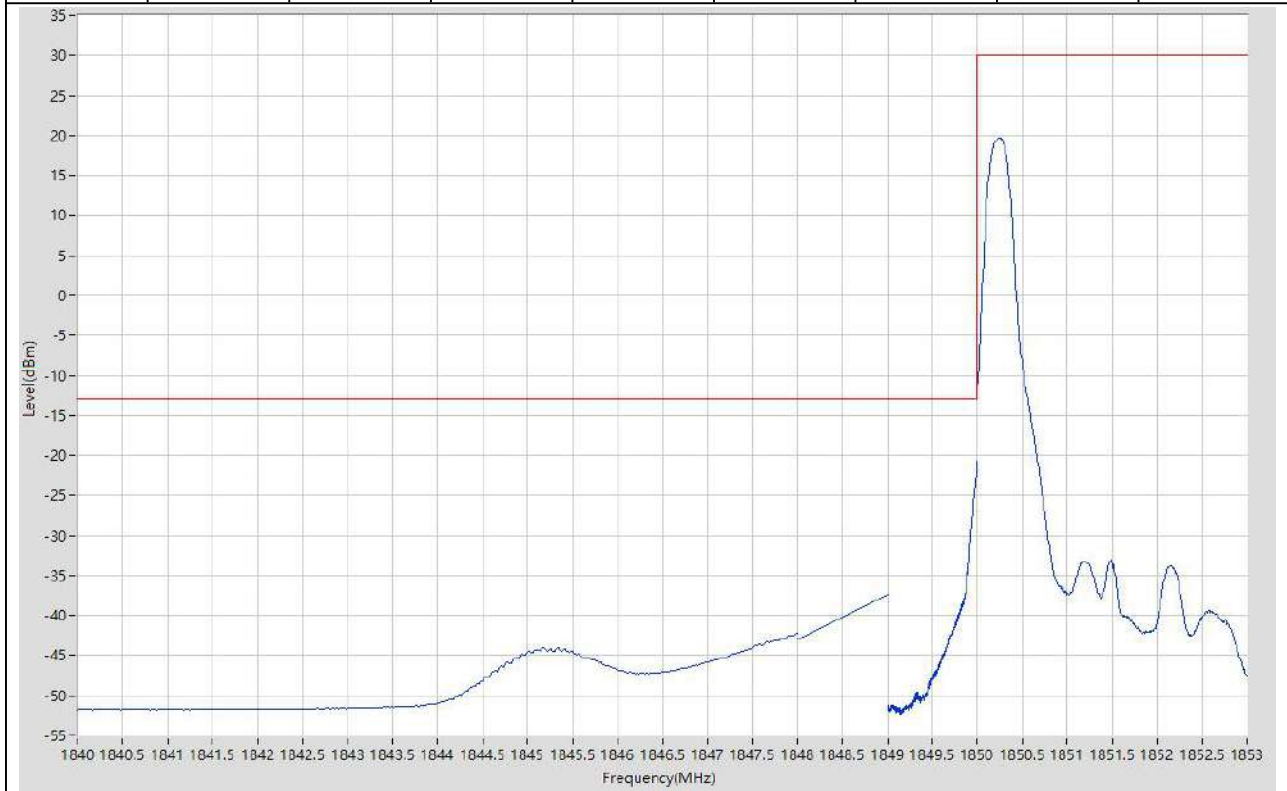
**8.10. LTE Band Edge\_Part22-24-27(NTNV)(Subtest:10, Channel:18615, Bandwidth:3, Modulation:QPSK, RB Number: 15, RB Position:LOW)**

Start Frequency (MHz)	Stop Frequency (MHz)	RBW (MHz)	Detector	Frequency (MHz)	Power (dBm)	Limit (dBm)	Verdict	Sweep Point
1840	1848	1	RMS	1847.96	-25.85	-13	Pass	401
1848	1849	1	RMS	1849	-22.37	-13	Pass	2
1849	1850	0.03	RMS	1850	-30.69	-13	Pass	401
1850	1853	0.1	RMS	1850.278	8.28	30	Pass	401



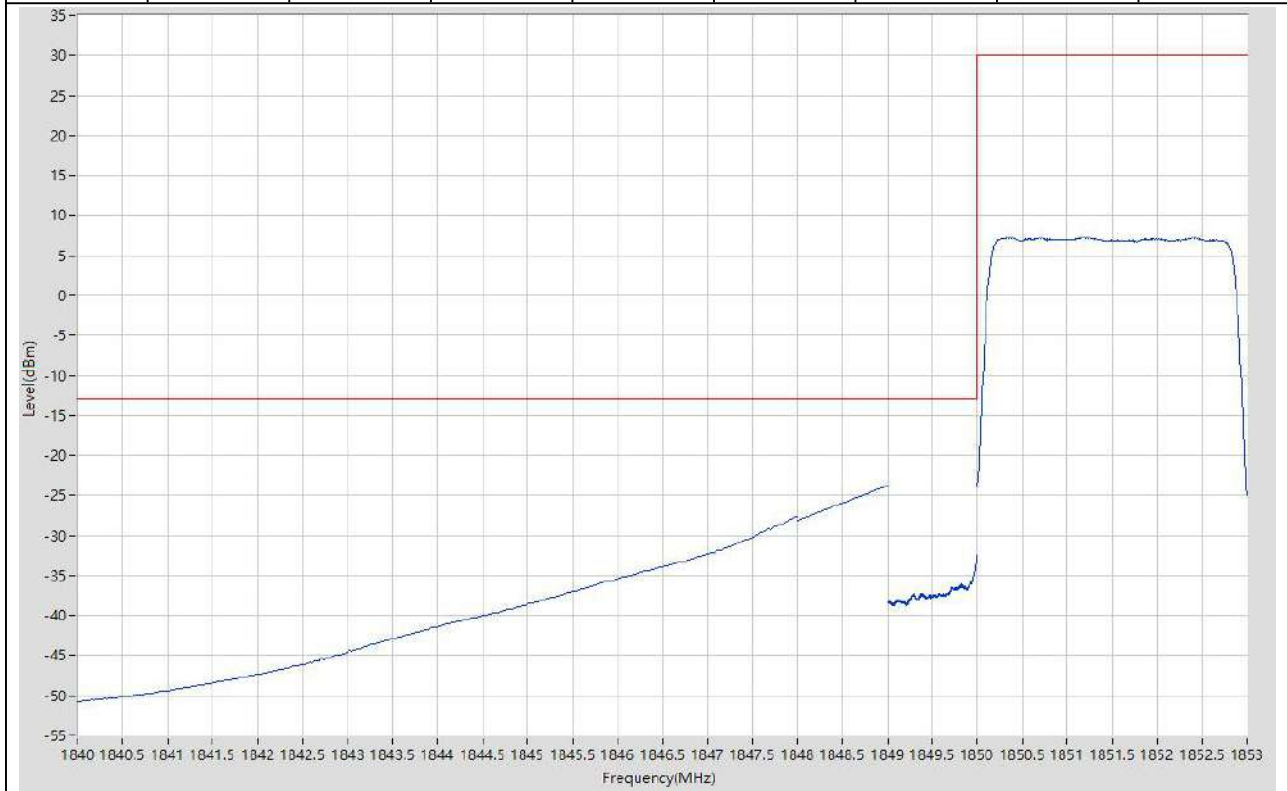
**8.11. LTE Band Edge\_Part22-24-27(NTNV)(Subtest:11, Channel:18615, Bandwidth:3, Modulation:Q16, RB Number: 1, RB Position:LOW)**

Start Frequency (MHz)	Stop Frequency (MHz)	RBW (MHz)	Detector	Frequency (MHz)	Power (dBm)	Limit (dBm)	Verdict	Sweep Point
1840	1848	1	RMS	1848	-42.27	-13	Pass	401
1848	1849	1	RMS	1849	-37.45	-13	Pass	2
1849	1850	0.03	RMS	1850	-20.77	-13	Pass	401
1850	1853	0.1	RMS	1850.255	19.66	30	Pass	401



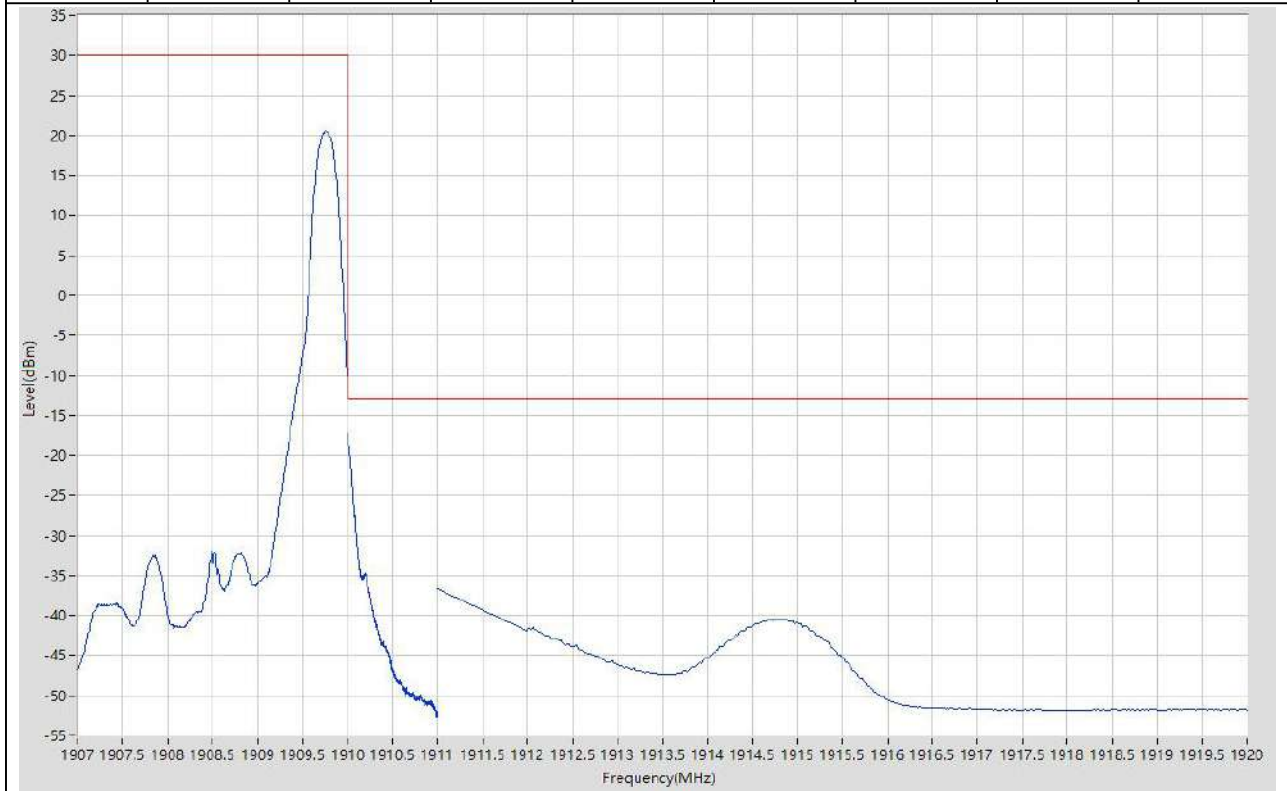
**8.12. LTE Band Edge\_Part22-24-27(NTNV)(Subtest:12, Channel:18615, Bandwidth:3, Modulation:Q16, RB Number: 15, RB Position:LOW)**

Start Frequency (MHz)	Stop Frequency (MHz)	RBW (MHz)	Detector	Frequency (MHz)	Power (dBm)	Limit (dBm)	Verdict	Sweep Point
1840	1848	1	RMS	1848	-27.61	-13	Pass	401
1848	1849	1	RMS	1849	-23.73	-13	Pass	2
1849	1850	0.03	RMS	1850	-32.46	-13	Pass	401
1850	1853	0.1	RMS	1851.193	7.24	30	Pass	401



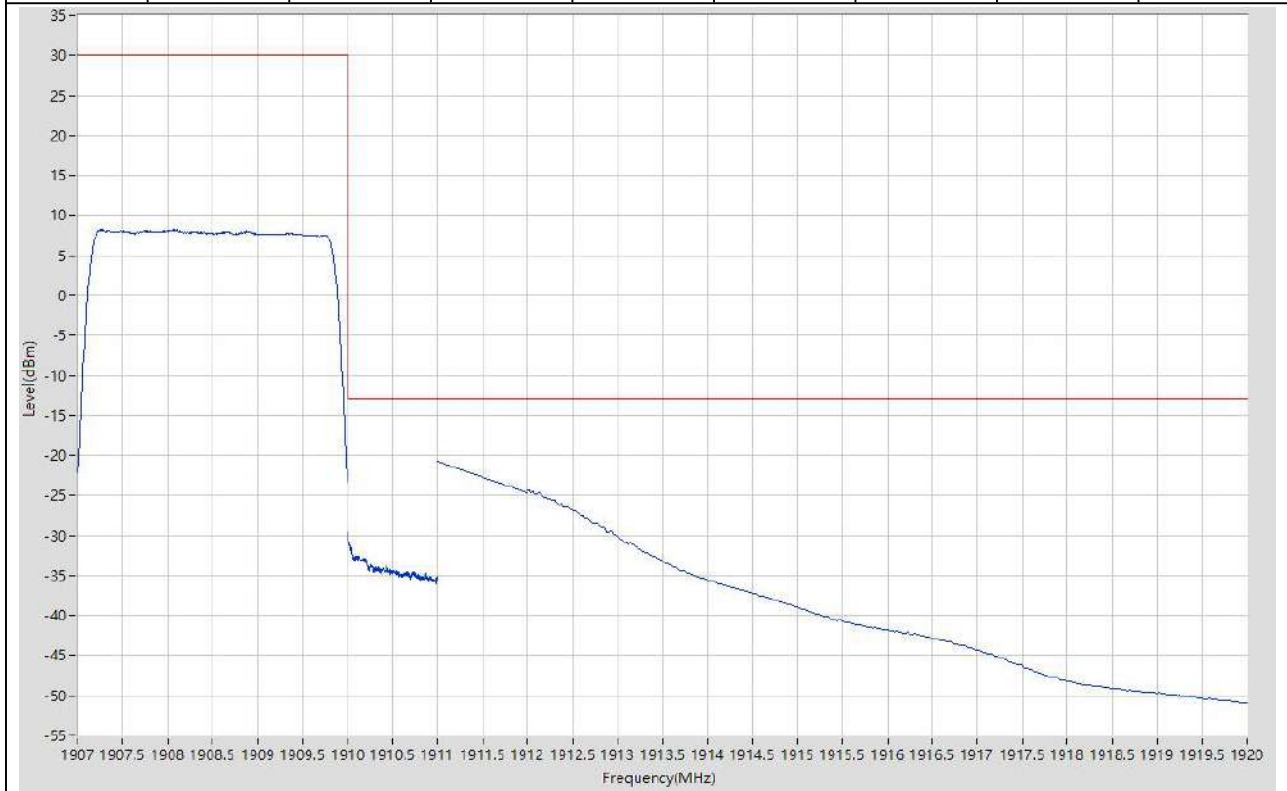
**8.13. LTE Band Edge\_Part22-24-27(NTNV)(Subtest:13, Channel:19185, Bandwidth:3, Modulation:QPSK, RB Number: 1, RB Position:HIGH)**

Start Frequency (MHz)	Stop Frequency (MHz)	RBW (MHz)	Detector	Frequency (MHz)	Power (dBm)	Limit (dBm)	Verdict	Sweep Point
1907	1910	0.1	RMS	1909.753	20.51	30	Pass	401
1910	1911	0.03	RMS	1910	-17.22	-13	Pass	401
1911	1912	1	RMS	1911	-36.71	-13	Pass	2
1912	1920	1	RMS	1914.78	-40.37	-13	Pass	401



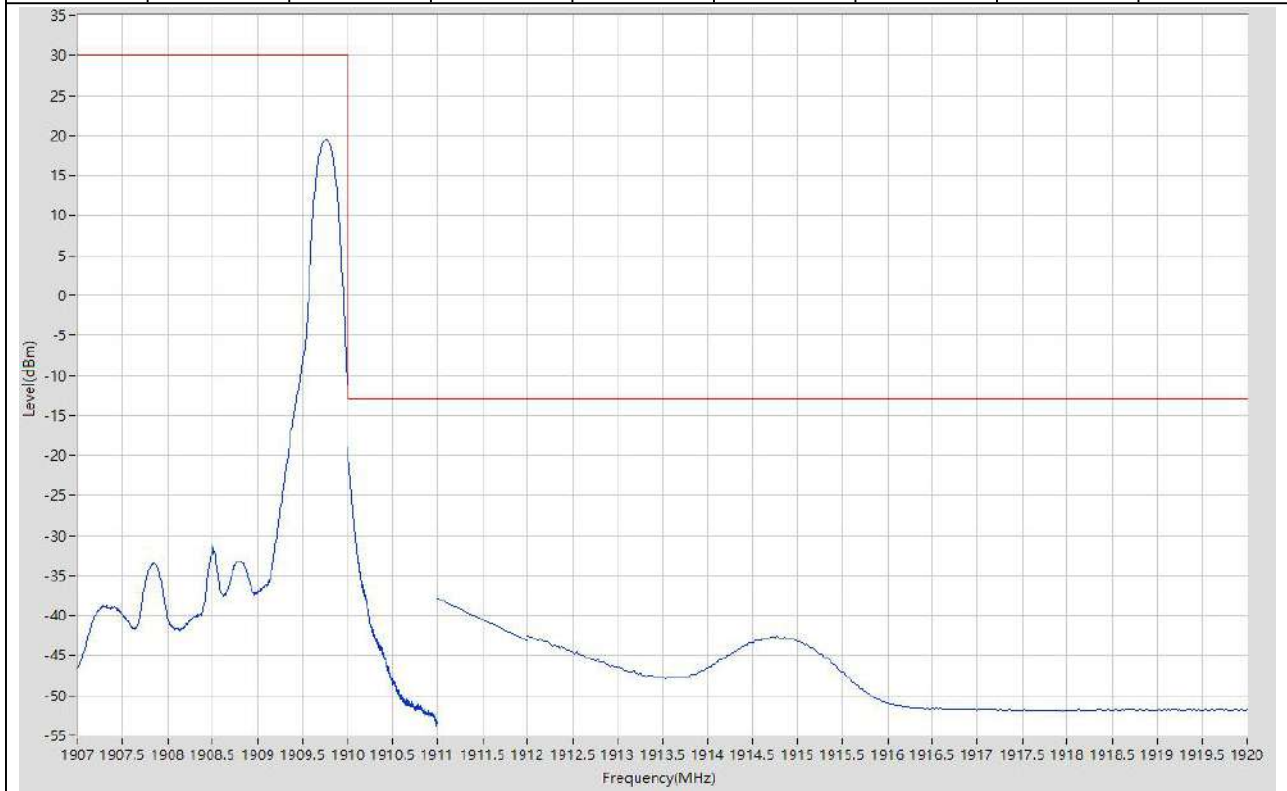
**8.14. LTE Band Edge\_Part22-24-27(NTNV)(Subtest:14, Channel:19185, Bandwidth:3, Modulation:QPSK, RB Number: 15, RB Position:HIGH)**

Start Frequency (MHz)	Stop Frequency (MHz)	RBW (MHz)	Detector	Frequency (MHz)	Power (dBm)	Limit (dBm)	Verdict	Sweep Point
1907	1910	0.1	RMS	1907.255	8.23	30	Pass	401
1910	1911	0.03	RMS	1910	-29.64	-13	Pass	401
1911	1912	1	RMS	1911	-20.74	-13	Pass	2
1912	1920	1	RMS	1912	-24.33	-13	Pass	401



**8.15. LTE Band Edge\_Part22-24-27(NTNV)(Subtest:15, Channel:19185, Bandwidth:3, Modulation:Q16, RB Number: 1, RB Position:HIGH)**

Start Frequency (MHz)	Stop Frequency (MHz)	RBW (MHz)	Detector	Frequency (MHz)	Power (dBm)	Limit (dBm)	Verdict	Sweep Point
1907	1910	0.1	RMS	1909.753	19.46	30	Pass	401
1910	1911	0.03	RMS	1910	-18.95	-13	Pass	401
1911	1912	1	RMS	1911	-37.9	-13	Pass	2
1912	1920	1	RMS	1912	-42.48	-13	Pass	401



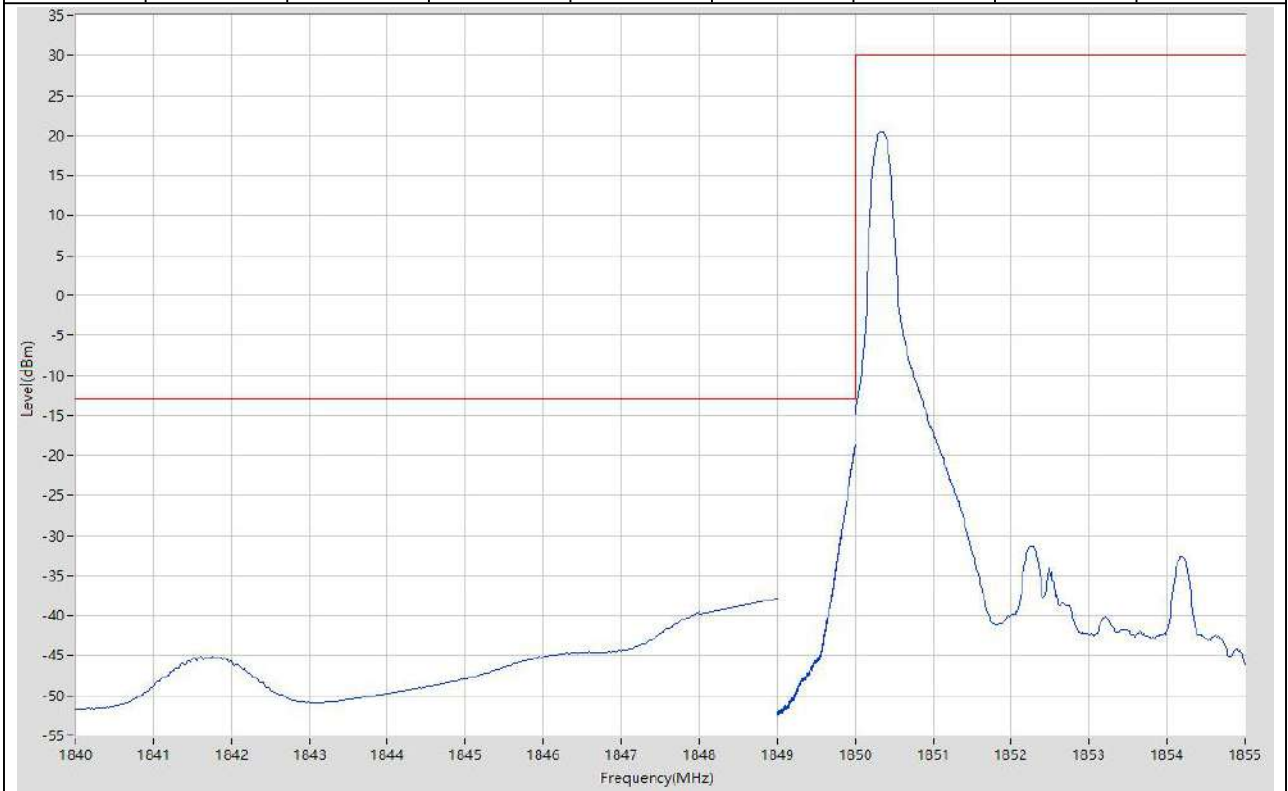
**8.16. LTE Band Edge\_Part22-24-27(NTNV)(Subtest:16, Channel:19185, Bandwidth:3, Modulation:Q16, RB Number: 15, RB Position:HIGH)**

Start Frequency (MHz)	Stop Frequency (MHz)	RBW (MHz)	Detector	Frequency (MHz)	Power (dBm)	Limit (dBm)	Verdict	Sweep Point
1907	1910	0.1	RMS	1907.435	7.23	30	Pass	401
1910	1911	0.03	RMS	1910	-30.71	-13	Pass	401
1911	1912	1	RMS	1911	-22.66	-13	Pass	2
1912	1920	1	RMS	1912	-26.83	-13	Pass	401



**8.17. LTE Band Edge\_Part22-24-27(NTNV)(Subtest:17, Channel:18625, Bandwidth:5, Modulation:QPSK, RB Number: 1, RB Position:LOW)**

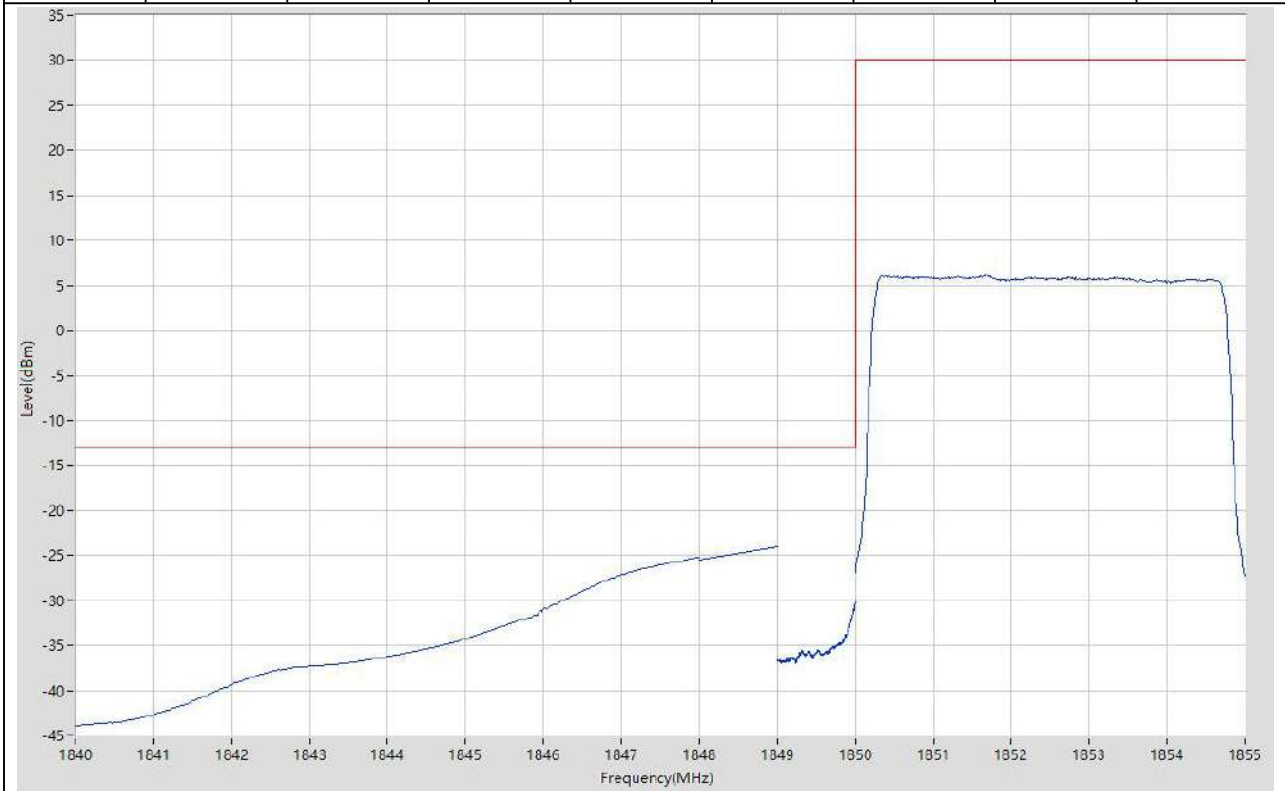
Start Frequency (MHz)	Stop Frequency (MHz)	RBW (MHz)	Detector	Frequency (MHz)	Power (dBm)	Limit (dBm)	Verdict	Sweep Point
1840	1848	1	RMS	1848	-39.53	-13	Pass	401
1848	1849	1	RMS	1849	-37.84	-13	Pass	2
1849	1850	0.051	RMS	1850	-18.59	-13	Pass	401
1850	1855	0.1	RMS	1850.325	20.47	30	Pass	401





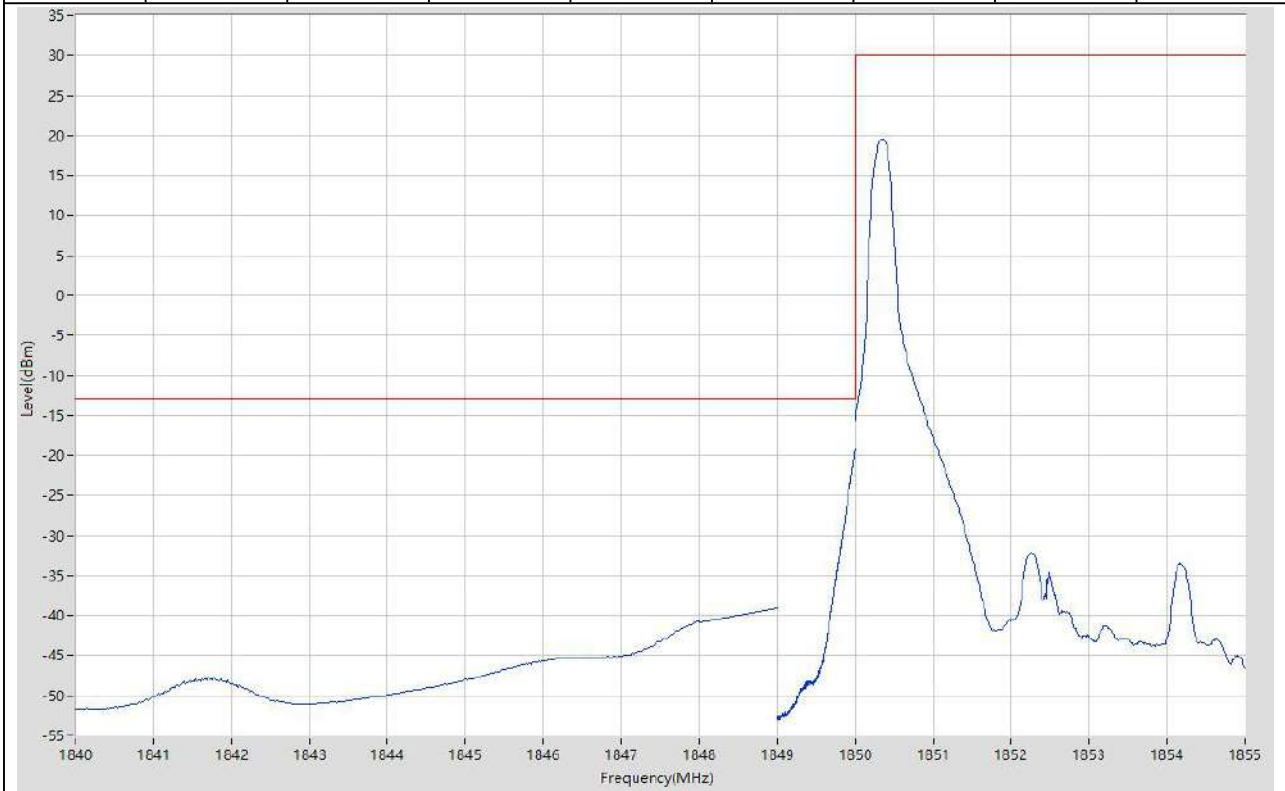
**8.18. LTE Band Edge\_Part22-24-27(NTNV)(Subtest:18, Channel:18625, Bandwidth:5, Modulation:QPSK, RB Number: 25, RB Position:LOW)**

Start Frequency (MHz)	Stop Frequency (MHz)	RBW (MHz)	Detector	Frequency (MHz)	Power (dBm)	Limit (dBm)	Verdict	Sweep Point
1840	1848	1	RMS	1848	-25.19	-13	Pass	401
1848	1849	1	RMS	1849	-24.07	-13	Pass	2
1849	1850	0.051	RMS	1849.998	-30.18	-13	Pass	401
1850	1855	0.1	RMS	1851.663	6.1	30	Pass	401



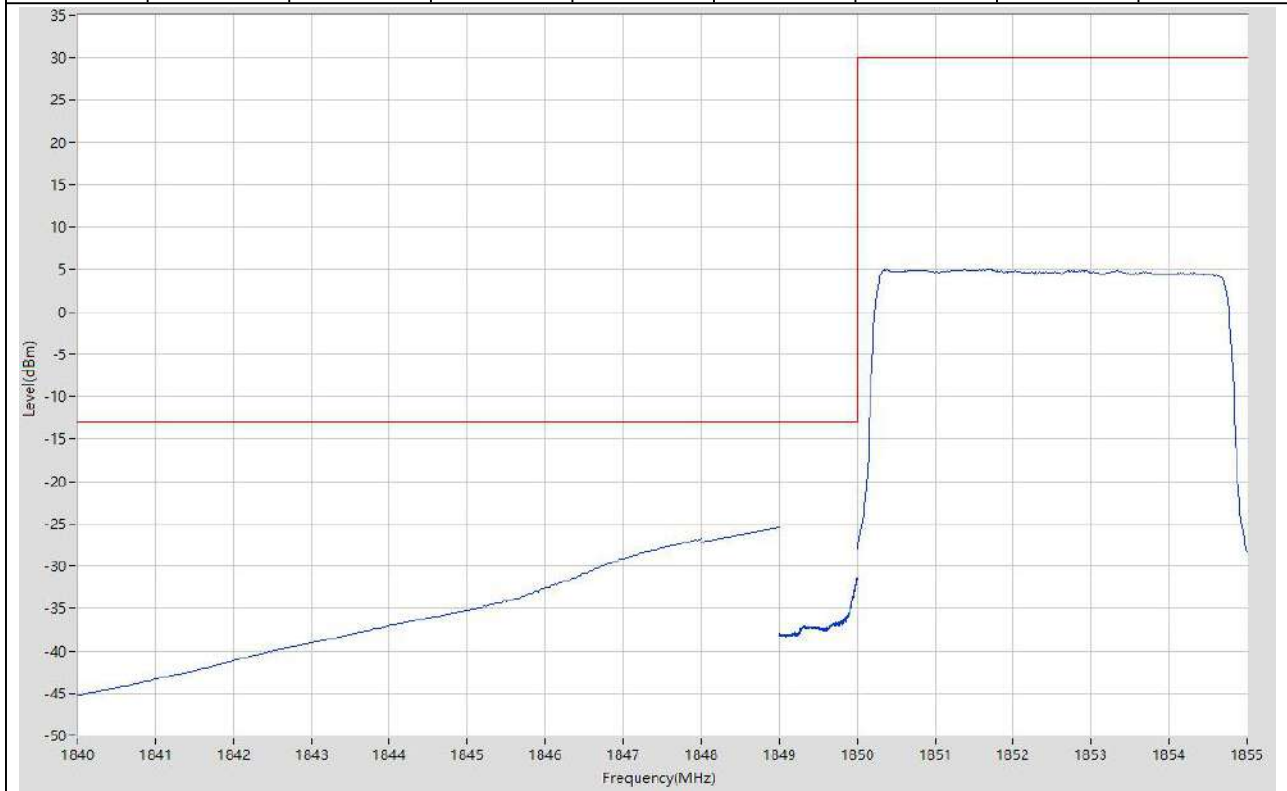
**8.19. LTE Band Edge\_Part22-24-27(NTNV)(Subtest:19, Channel:18625, Bandwidth:5, Modulation:Q16, RB Number: 1, RB Position:LOW)**

Start Frequency (MHz)	Stop Frequency (MHz)	RBW (MHz)	Detector	Frequency (MHz)	Power (dBm)	Limit (dBm)	Verdict	Sweep Point
1840	1848	1	RMS	1848	-40.66	-13	Pass	401
1848	1849	1	RMS	1849	-39.01	-13	Pass	2
1849	1850	0.051	RMS	1850	-19.21	-13	Pass	401
1850	1855	0.1	RMS	1850.35	19.58	30	Pass	401



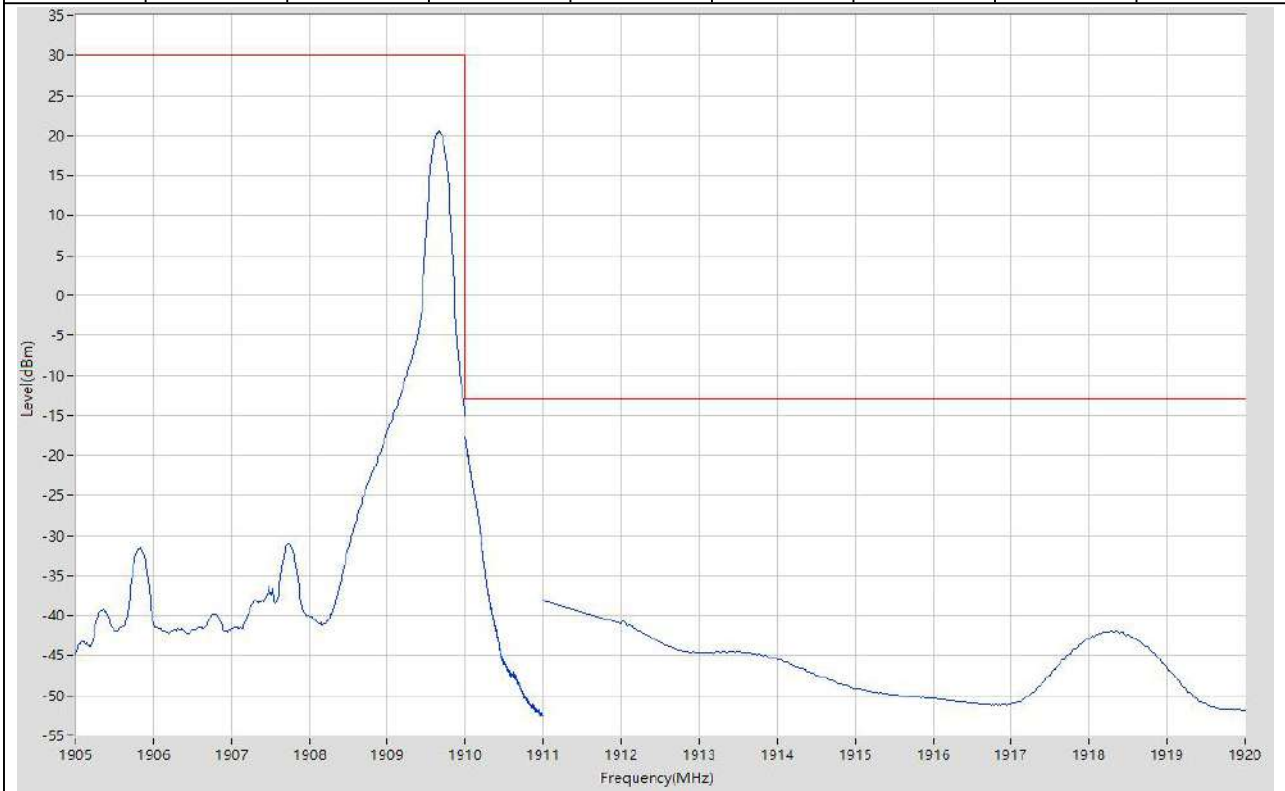
**8.20. LTE Band Edge\_Part22-24-27(NTNV)(Subtest:20, Channel:18625, Bandwidth:5, Modulation:Q16, RB Number: 25, RB Position:LOW)**

Start Frequency (MHz)	Stop Frequency (MHz)	RBW (MHz)	Detector	Frequency (MHz)	Power (dBm)	Limit (dBm)	Verdict	Sweep Point
1840	1848	1	RMS	1848	-26.7	-13	Pass	401
1848	1849	1	RMS	1849	-25.47	-13	Pass	2
1849	1850	0.051	RMS	1850	-31.42	-13	Pass	401
1850	1855	0.1	RMS	1851.688	5.05	30	Pass	401



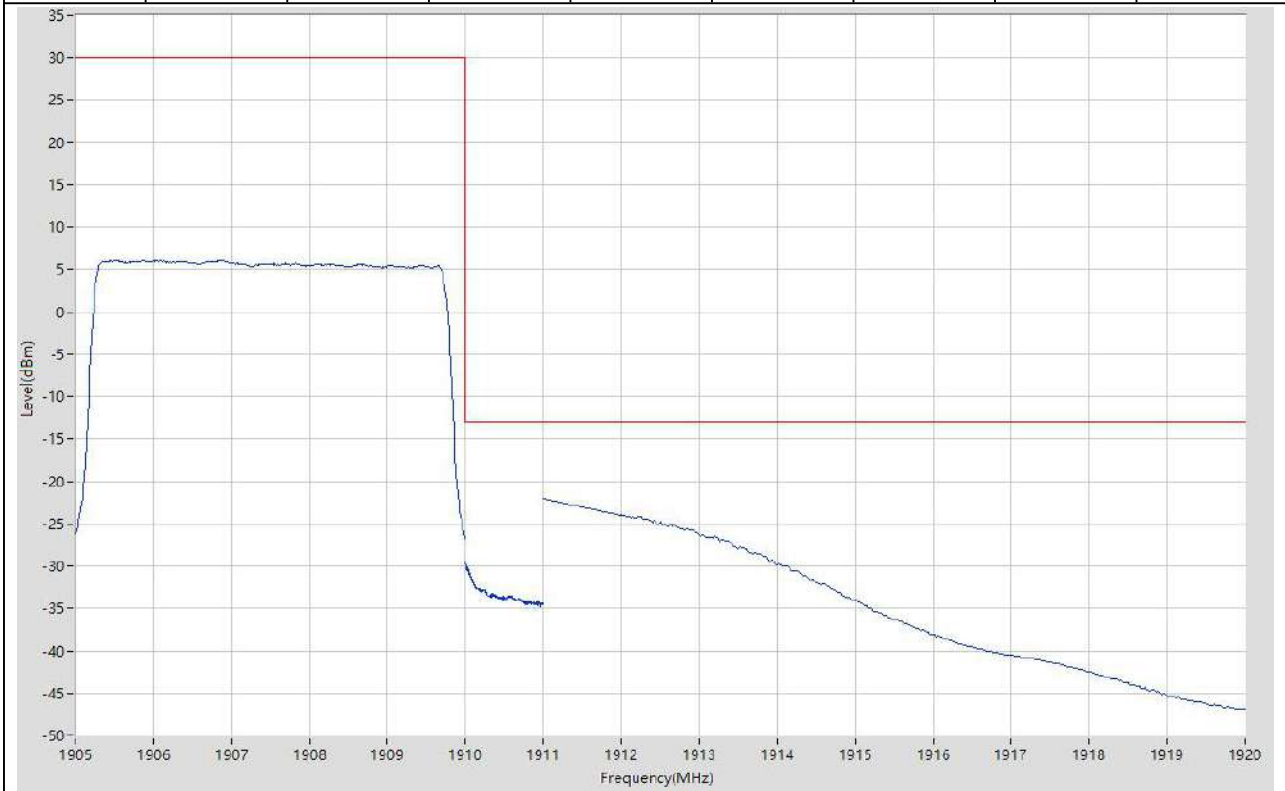
**8.21. LTE Band Edge\_Part22-24-27(NTNV)(Subtest:21, Channel:19175, Bandwidth:5, Modulation:QPSK, RB Number: 1, RB Position:HIGH)**

Start Frequency (MHz)	Stop Frequency (MHz)	RBW (MHz)	Detector	Frequency (MHz)	Power (dBm)	Limit (dBm)	Verdict	Sweep Point
1905	1910	0.1	RMS	1909.65	20.51	30	Pass	401
1910	1911	0.051	RMS	1910	-17.7	-13	Pass	401
1911	1912	1	RMS	1911	-38.11	-13	Pass	2
1912	1920	1	RMS	1912.02	-40.8	-13	Pass	401



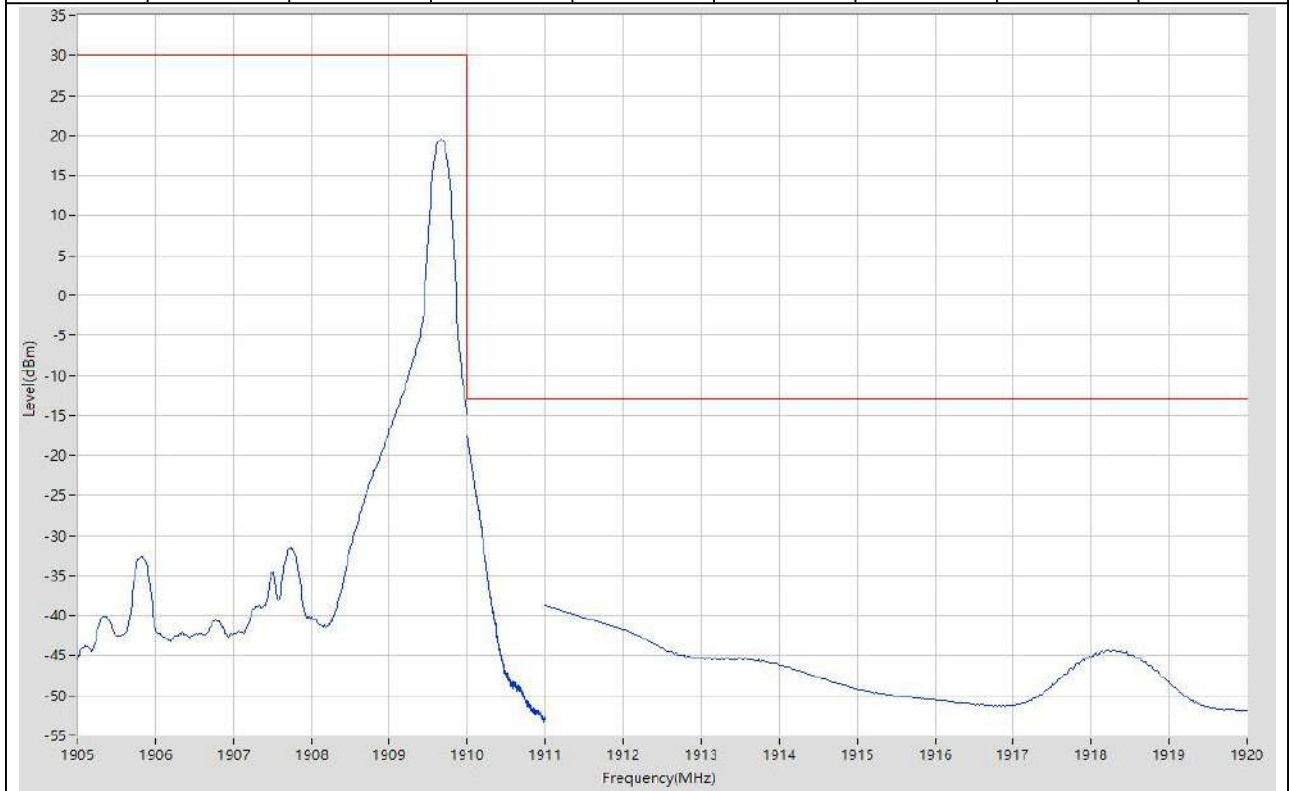
**8.22. LTE Band Edge\_Part22-24-27(NTNV)(Subtest:22, Channel:19175, Bandwidth:5, Modulation:QPSK, RB Number: 25, RB Position:HIGH)**

Start Frequency (MHz)	Stop Frequency (MHz)	RBW (MHz)	Detector	Frequency (MHz)	Power (dBm)	Limit (dBm)	Verdict	Sweep Point
1905	1910	0.1	RMS	1906.05	6.11	30	Pass	401
1910	1911	0.051	RMS	1910	-29.54	-13	Pass	401
1911	1912	1	RMS	1911	-21.98	-13	Pass	2
1912	1920	1	RMS	1912	-23.95	-13	Pass	401



**8.23. LTE Band Edge\_Part22-24-27(NTNV)(Subtest:23, Channel:19175, Bandwidth:5, Modulation:Q16, RB Number: 1, RB Position:HIGH)**

Start Frequency (MHz)	Stop Frequency (MHz)	RBW (MHz)	Detector	Frequency (MHz)	Power (dBm)	Limit (dBm)	Verdict	Sweep Point
1905	1910	0.1	RMS	1909.65	19.53	30	Pass	401
1910	1911	0.051	RMS	1910	-17.62	-13	Pass	401
1911	1912	1	RMS	1911	-38.71	-13	Pass	2
1912	1920	1	RMS	1912.02	-41.81	-13	Pass	401



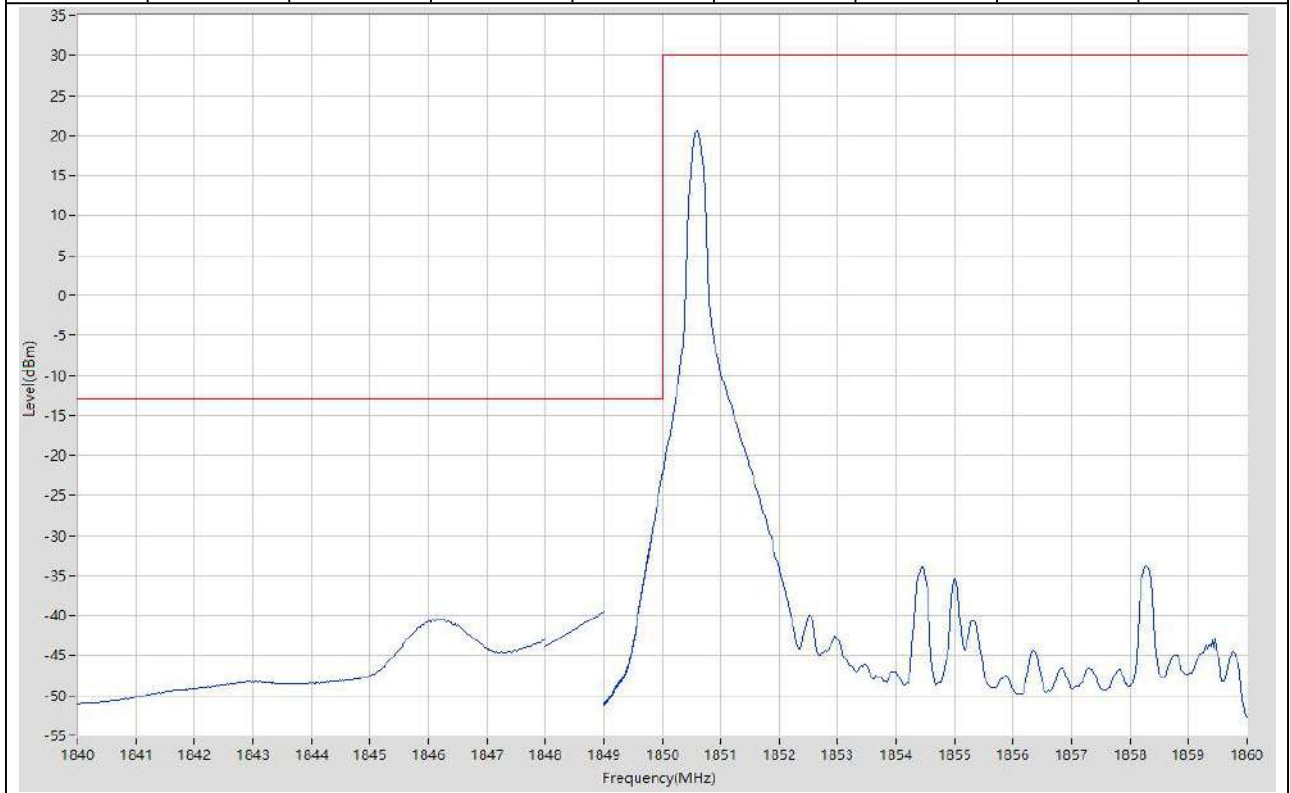
**8.24. LTE Band Edge\_Part22-24-27(NTNV)(Subtest:24, Channel:19175, Bandwidth:5, Modulation:Q16, RB Number: 25, RB Position:HIGH)**

Start Frequency (MHz)	Stop Frequency (MHz)	RBW (MHz)	Detector	Frequency (MHz)	Power (dBm)	Limit (dBm)	Verdict	Sweep Point
1905	1910	0.1	RMS	1905.588	5.27	30	Pass	401
1910	1911	0.051	RMS	1910	-31.05	-13	Pass	401
1911	1912	1	RMS	1911	-24.31	-13	Pass	2
1912	1920	1	RMS	1912	-26.17	-13	Pass	401



**8.25. LTE Band Edge\_Part22-24-27(NTNV)(Subtest:25, Channel:18650, Bandwidth:10, Modulation:QPSK, RB Number: 1, RB Position:LOW)**

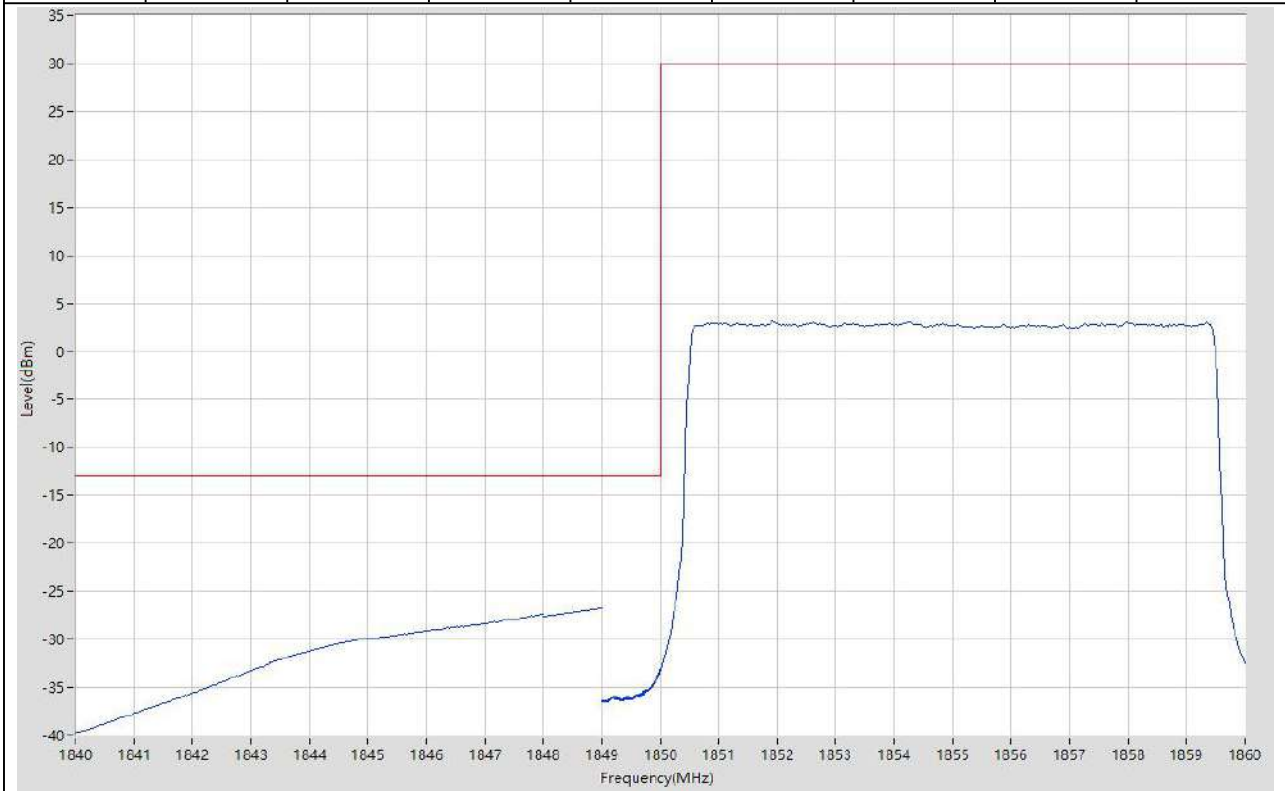
Start Frequency (MHz)	Stop Frequency (MHz)	RBW (MHz)	Detector	Frequency (MHz)	Power (dBm)	Limit (dBm)	Verdict	Sweep Point
1840	1848	1	RMS	1846.18	-40.45	-13	Pass	401
1848	1849	1	RMS	1849	-39.6	-13	Pass	2
1849	1850	0.1	RMS	1850	-22.24	-13	Pass	401
1850	1860	0.1	RMS	1850.6	20.51	30	Pass	401





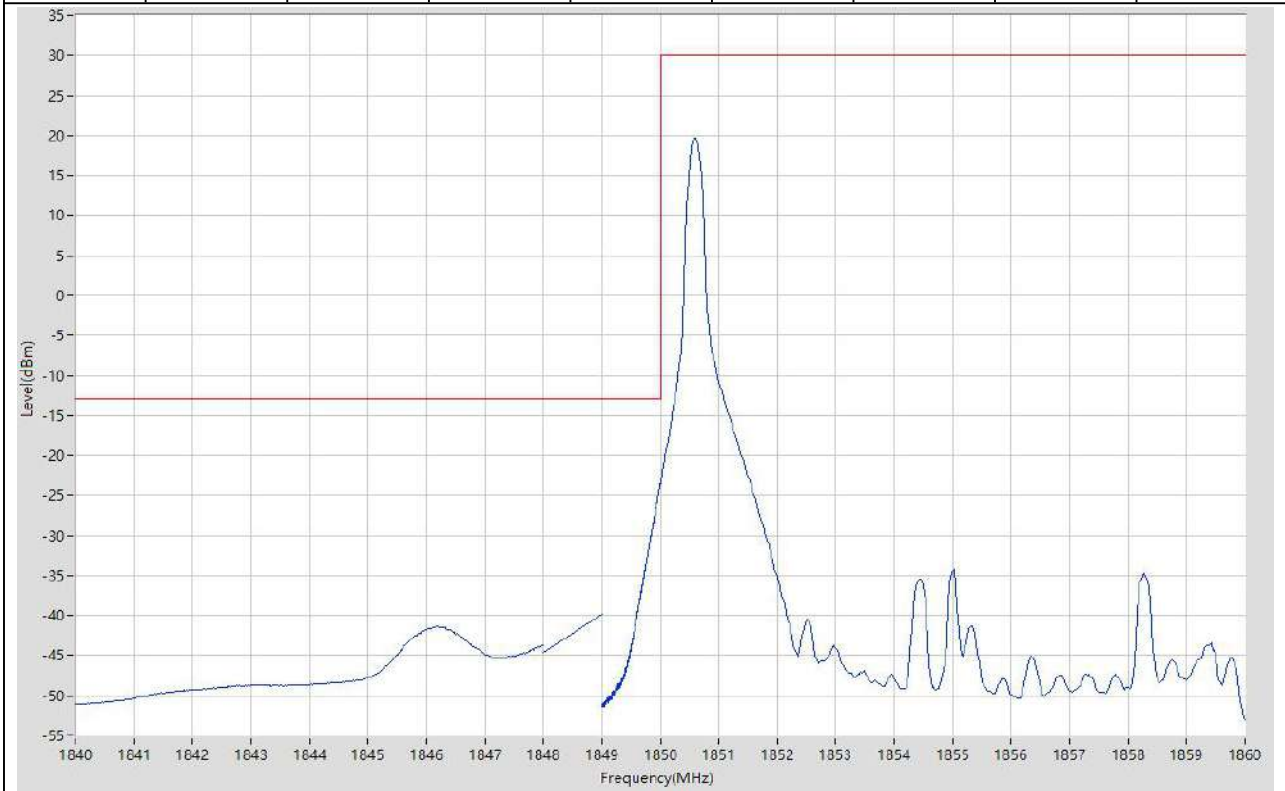
**8.26. LTE Band Edge\_Part22-24-27(NTNV)(Subtest:26, Channel:18650, Bandwidth:10, Modulation:QPSK, RB Number: 50, RB Position:LOW)**

Start Frequency (MHz)	Stop Frequency (MHz)	RBW (MHz)	Detector	Frequency (MHz)	Power (dBm)	Limit (dBm)	Verdict	Sweep Point
1840	1848	1	RMS	1847.98	-27.39	-13	Pass	401
1848	1849	1	RMS	1849	-26.69	-13	Pass	2
1849	1850	0.1	RMS	1849.998	-33.18	-13	Pass	401
1850	1860	0.1	RMS	1851.925	3.17	30	Pass	401



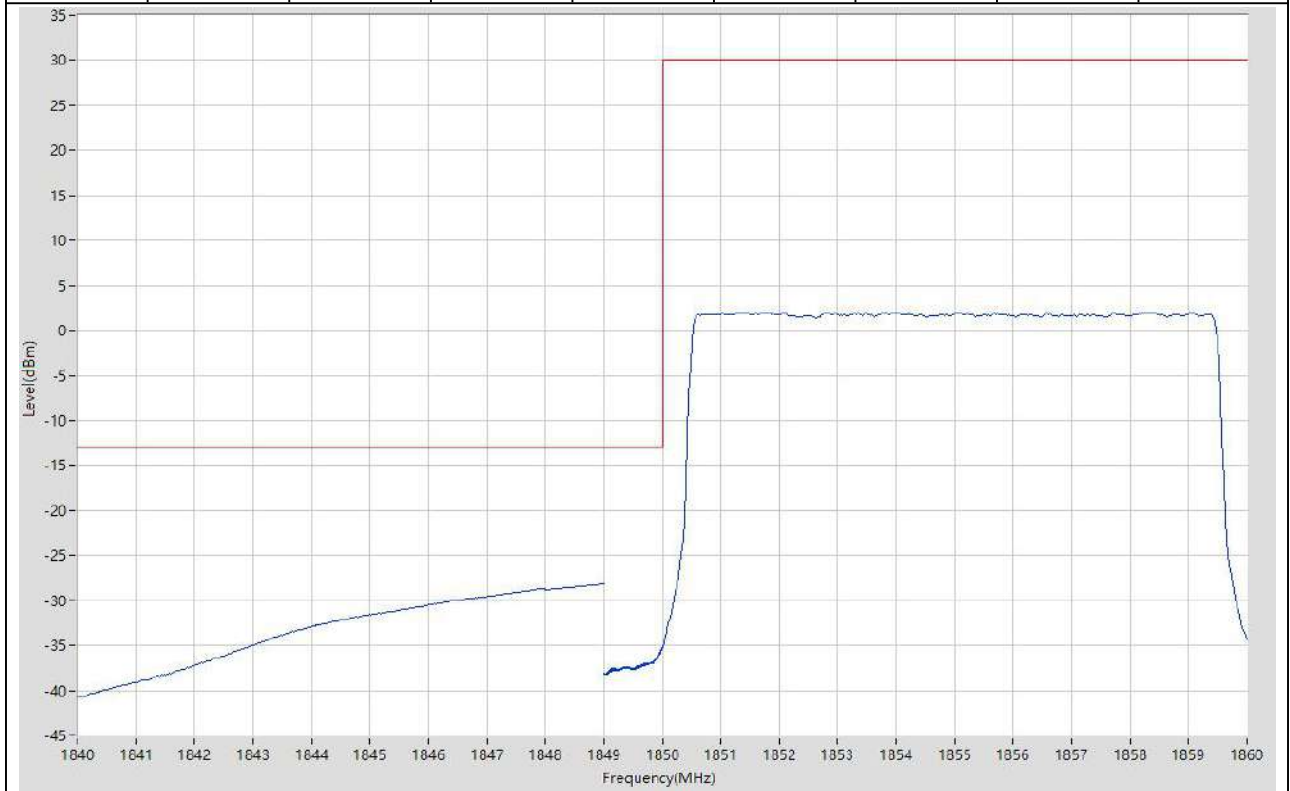
**8.27. LTE Band Edge\_Part22-24-27(NTNV)(Subtest:27, Channel:18650, Bandwidth:10, Modulation:Q16, RB Number: 1, RB Position:LOW)**

Start Frequency (MHz)	Stop Frequency (MHz)	RBW (MHz)	Detector	Frequency (MHz)	Power (dBm)	Limit (dBm)	Verdict	Sweep Point
1840	1848	1	RMS	1846.16	-41.31	-13	Pass	401
1848	1849	1	RMS	1849	-39.86	-13	Pass	2
1849	1850	0.1	RMS	1850	-23.35	-13	Pass	401
1850	1860	0.1	RMS	1850.6	19.63	30	Pass	401



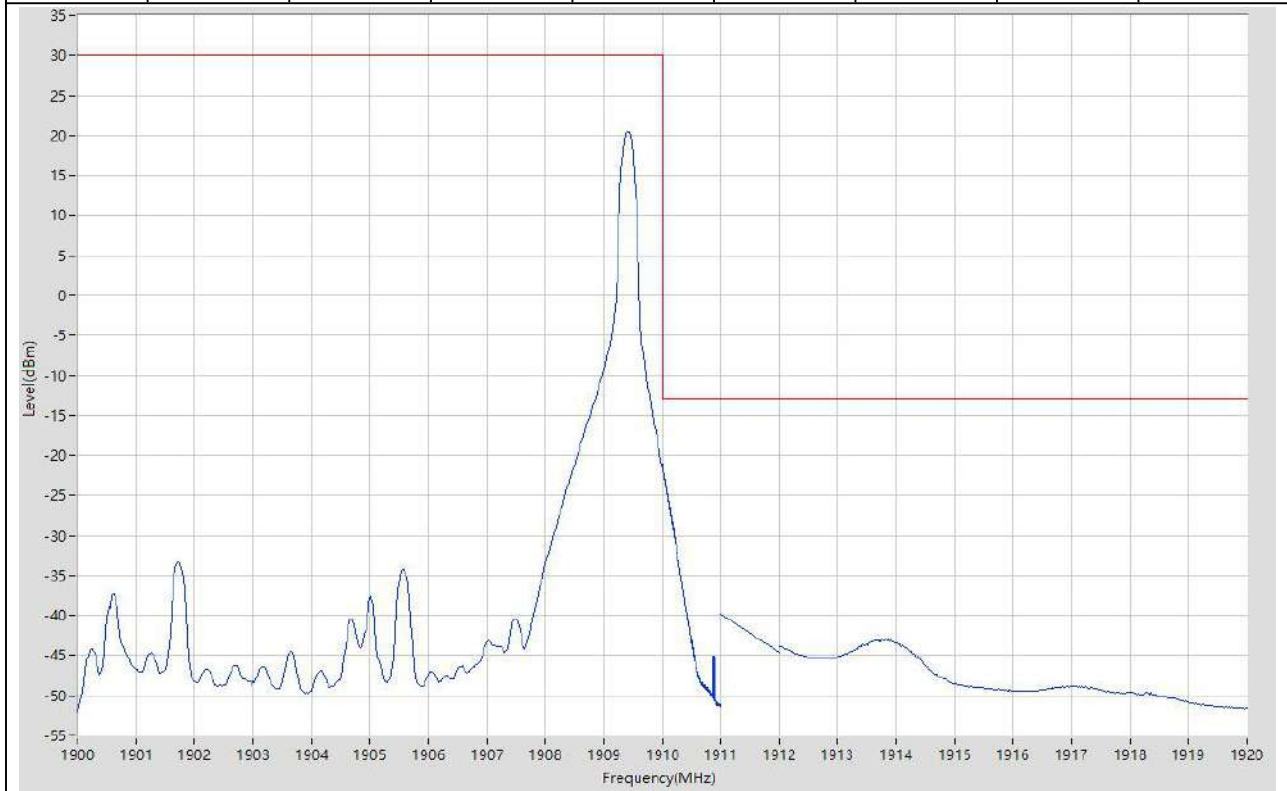
**8.28. LTE Band Edge\_Part22-24-27(NTNV)(Subtest:28, Channel:18650, Bandwidth:10, Modulation:Q16, RB Number: 50, RB Position:LOW)**

Start Frequency (MHz)	Stop Frequency (MHz)	RBW (MHz)	Detector	Frequency (MHz)	Power (dBm)	Limit (dBm)	Verdict	Sweep Point
1840	1848	1	RMS	1847.98	-28.66	-13	Pass	401
1848	1849	1	RMS	1849	-28.15	-13	Pass	2
1849	1850	0.1	RMS	1849.993	-35.2	-13	Pass	401
1850	1860	0.1	RMS	1858.425	1.99	30	Pass	401



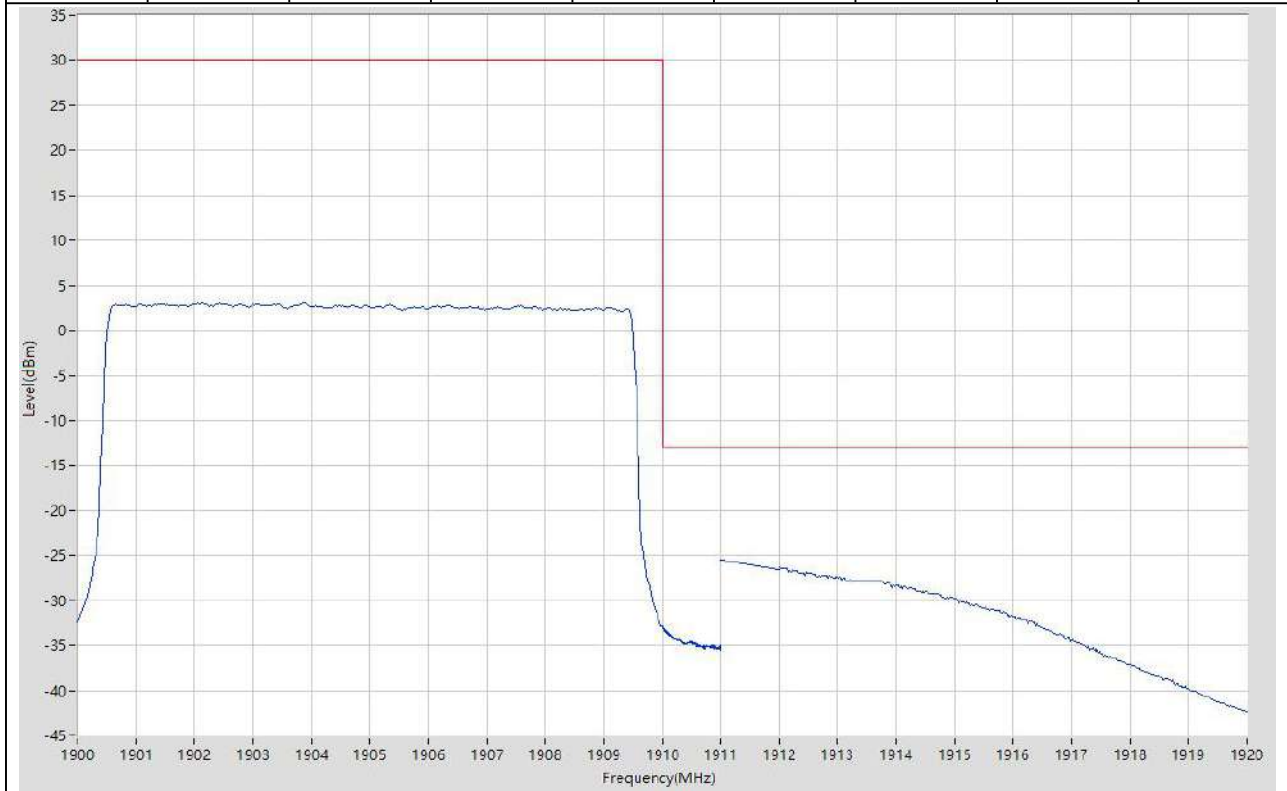
**8.29. LTE Band Edge\_Part22-24-27(NTNV)(Subtest:29, Channel:19150, Bandwidth:10, Modulation:QPSK, RB Number: 1, RB Position:HIGH)**

Start Frequency (MHz)	Stop Frequency (MHz)	RBW (MHz)	Detector	Frequency (MHz)	Power (dBm)	Limit (dBm)	Verdict	Sweep Point
1900	1910	0.1	RMS	1909.425	20.43	30	Pass	401
1910	1911	0.1	RMS	1910	-21.11	-13	Pass	401
1911	1912	1	RMS	1911	-39.8	-13	Pass	2
1912	1920	1	RMS	1913.76	-42.98	-13	Pass	401



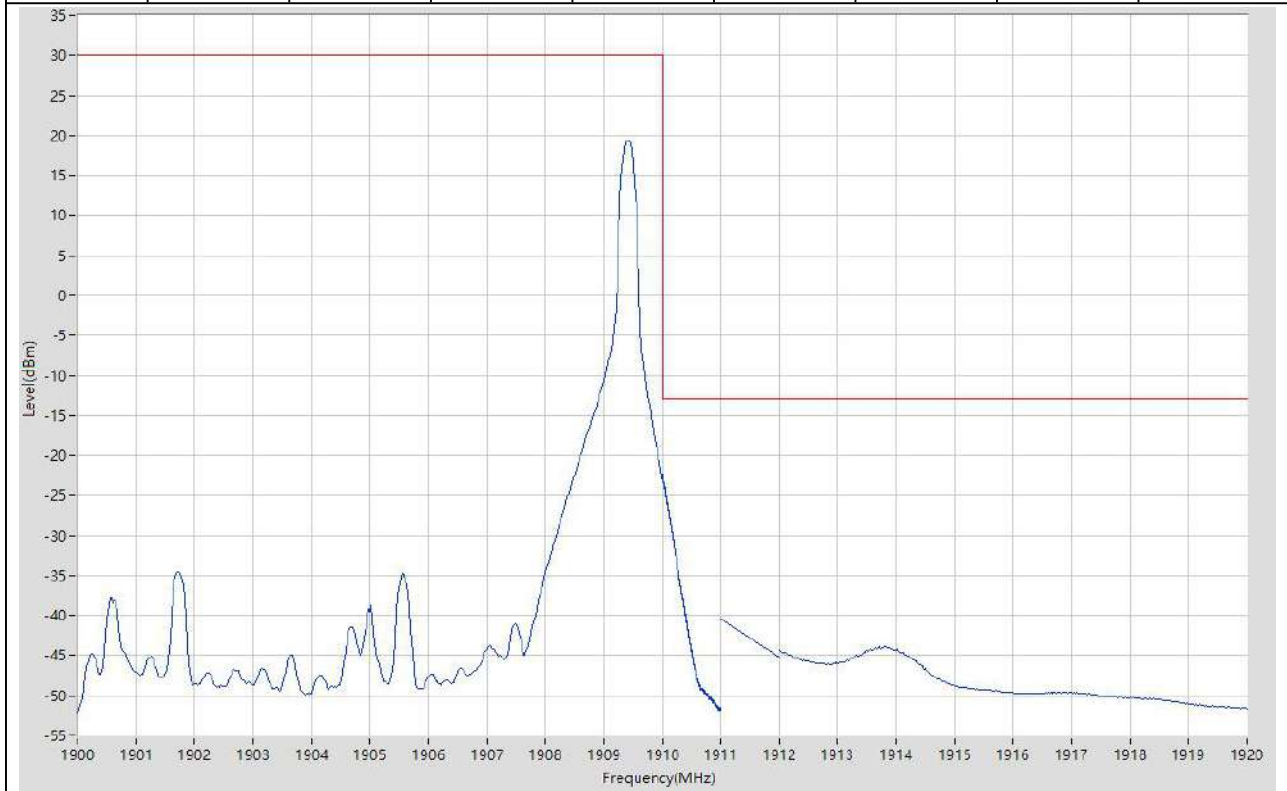
**8.30. LTE Band Edge\_Part22-24-27(NTNV)(Subtest:30, Channel:19150, Bandwidth:10, Modulation:QPSK, RB Number: 50, RB Position:HIGH)**

Start Frequency (MHz)	Stop Frequency (MHz)	RBW (MHz)	Detector	Frequency (MHz)	Power (dBm)	Limit (dBm)	Verdict	Sweep Point
1900	1910	0.1	RMS	1902.125	3.06	30	Pass	401
1910	1911	0.1	RMS	1910.003	-32.9	-13	Pass	401
1911	1912	1	RMS	1911	-25.55	-13	Pass	2
1912	1920	1	RMS	1912	-26.31	-13	Pass	401



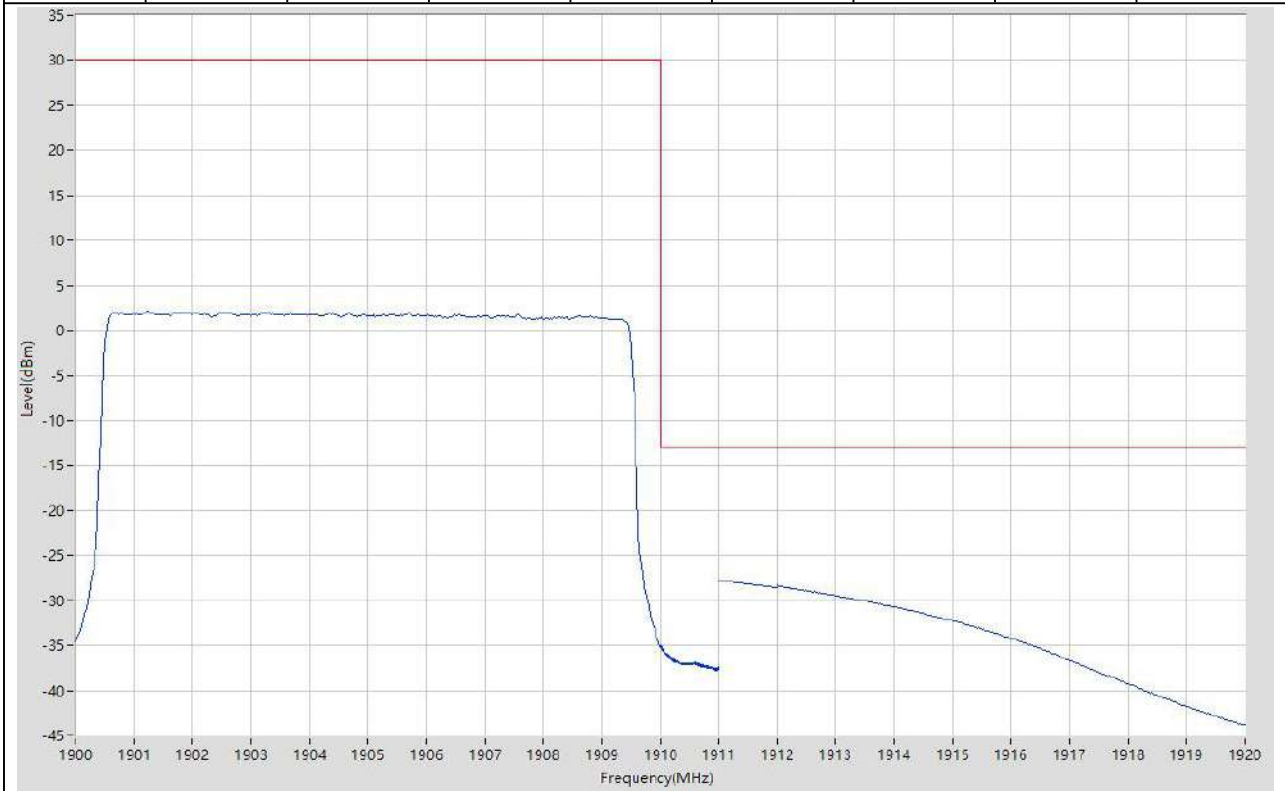
**8.31. LTE Band Edge\_Part22-24-27(NTNV)(Subtest:31, Channel:19150, Bandwidth:10, Modulation:Q16, RB Number: 1, RB Position:HIGH)**

Start Frequency (MHz)	Stop Frequency (MHz)	RBW (MHz)	Detector	Frequency (MHz)	Power (dBm)	Limit (dBm)	Verdict	Sweep Point
1900	1910	0.1	RMS	1909.425	19.39	30	Pass	401
1910	1911	0.1	RMS	1910.003	-22.44	-13	Pass	401
1911	1912	1	RMS	1911	-40.42	-13	Pass	2
1912	1920	1	RMS	1913.82	-43.89	-13	Pass	401



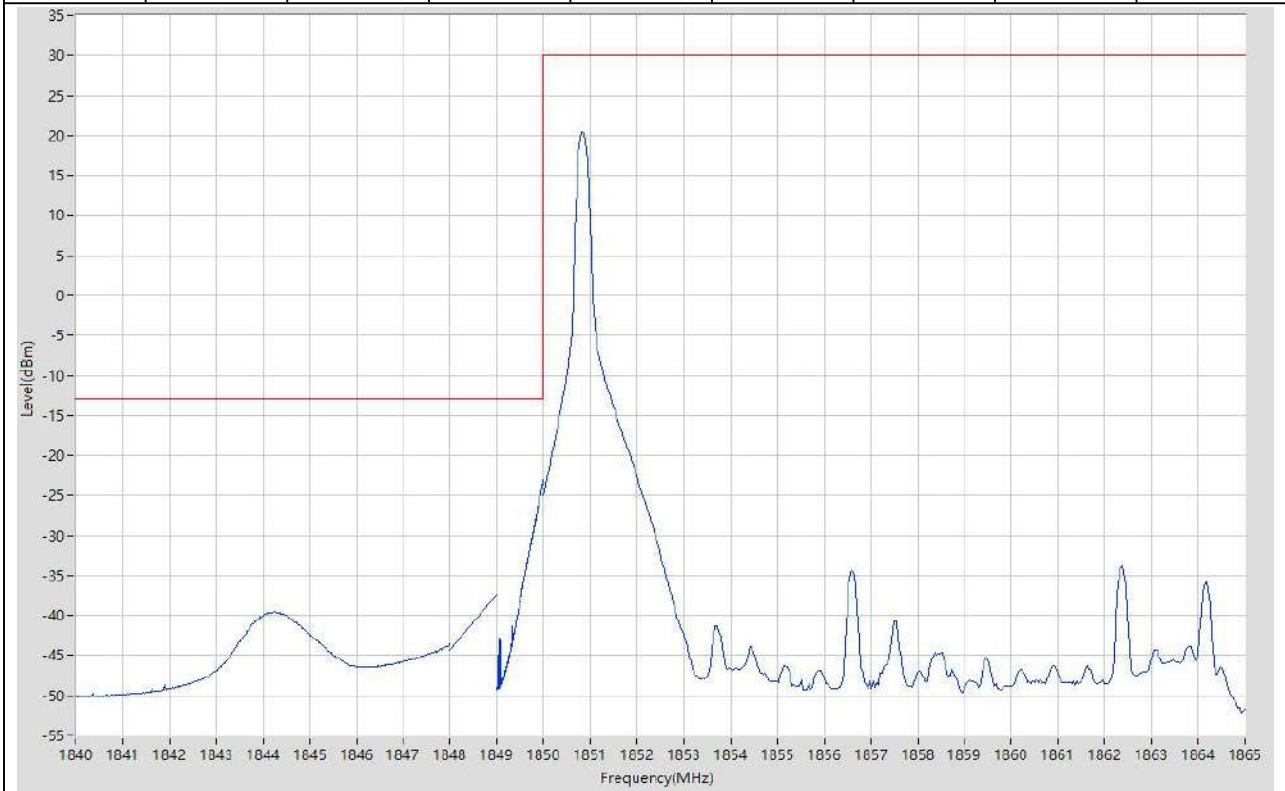
**8.32. LTE Band Edge\_Part22-24-27(NTNV)(Subtest:32, Channel:19150, Bandwidth:10, Modulation:Q16, RB Number: 50, RB Position:HIGH)**

Start Frequency (MHz)	Stop Frequency (MHz)	RBW (MHz)	Detector	Frequency (MHz)	Power (dBm)	Limit (dBm)	Verdict	Sweep Point
1900	1910	0.1	RMS	1901.225	2.1	30	Pass	401
1910	1911	0.1	RMS	1910	-34.92	-13	Pass	401
1911	1912	1	RMS	1911	-27.71	-13	Pass	2
1912	1920	1	RMS	1912	-28.35	-13	Pass	401



**8.33. LTE Band Edge\_Part22-24-27(NTNV)(Subtest:33, Channel:18675, Bandwidth:15, Modulation:QPSK, RB Number: 1, RB Position:LOW)**

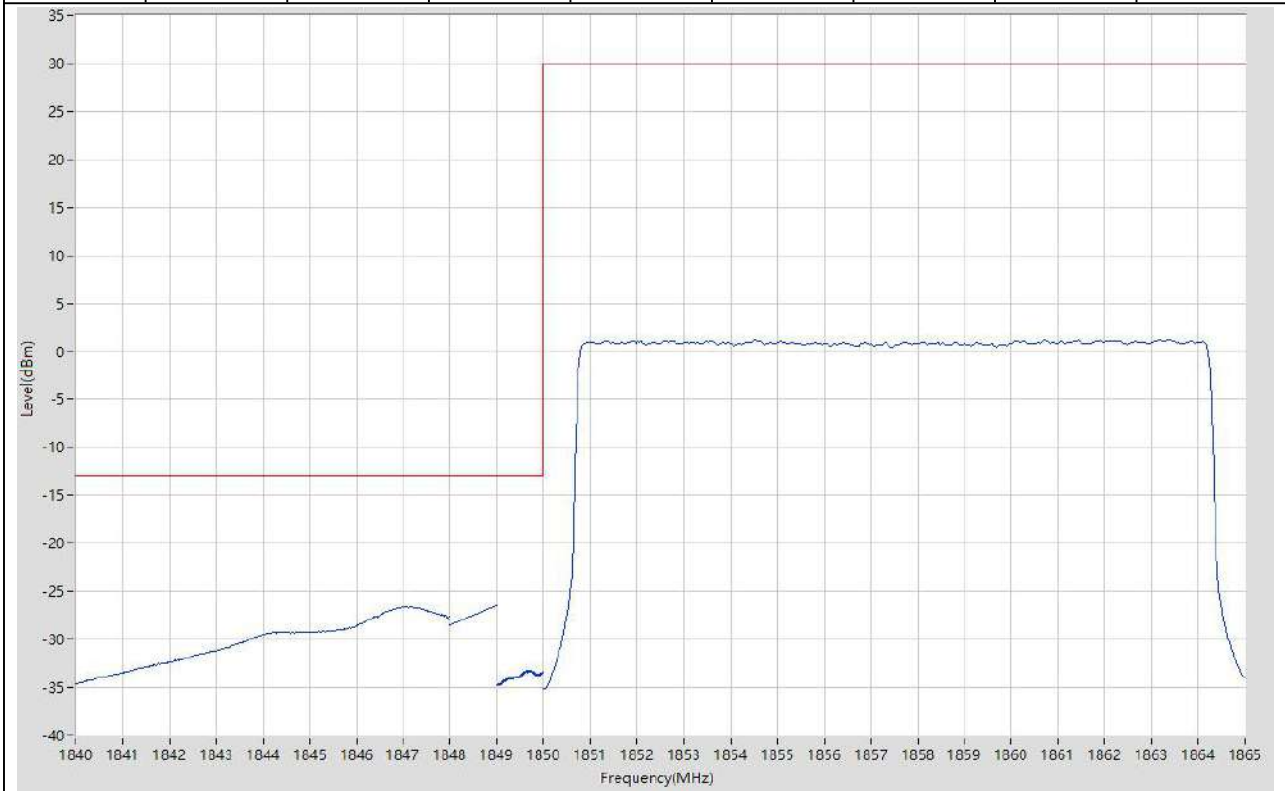
Start Frequency (MHz)	Stop Frequency (MHz)	RBW (MHz)	Detector	Frequency (MHz)	Power (dBm)	Limit (dBm)	Verdict	Sweep Point
1840	1848	1	RMS	1844.26	-39.53	-13	Pass	401
1848	1849	1	RMS	1849	-37.45	-13	Pass	2
1849	1850	0.15	RMS	1850	-23.05	-13	Pass	401
1850	1865	0.1	RMS	1850.825	20.38	30	Pass	401





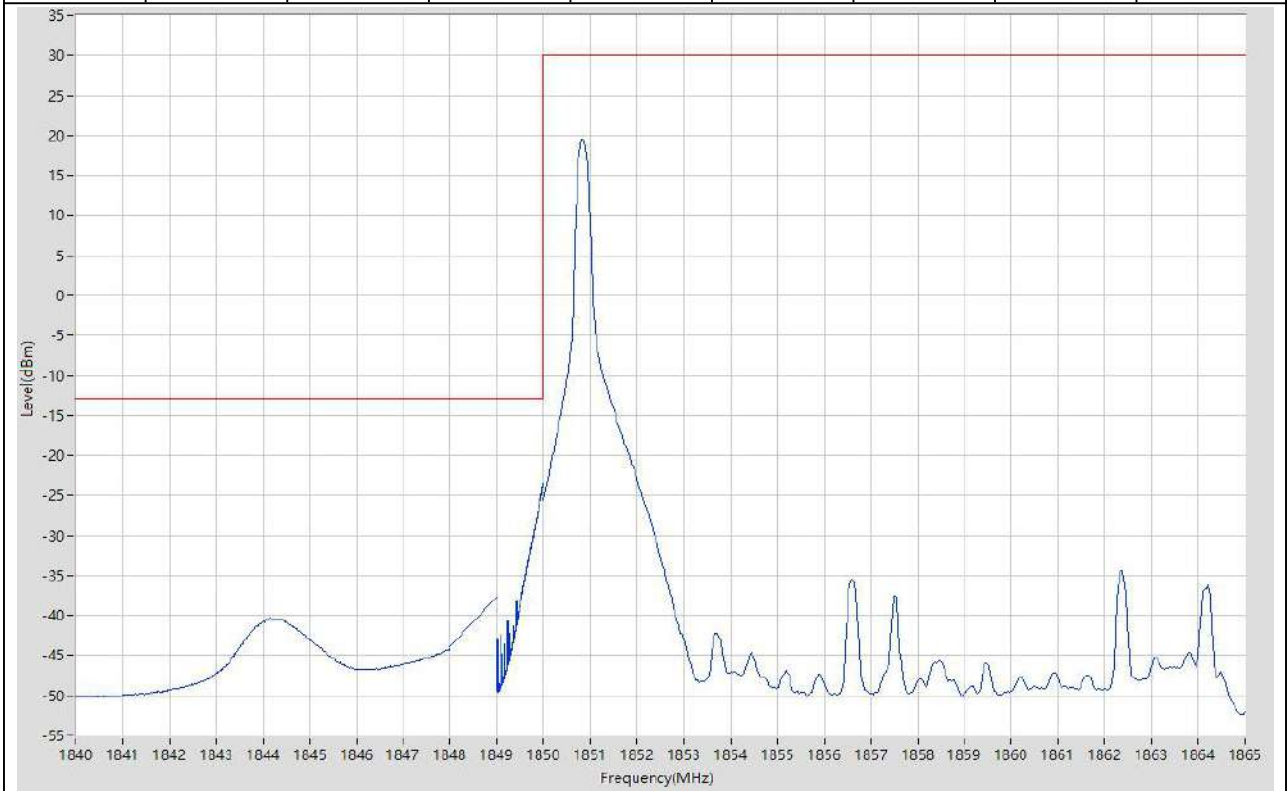
**8.34. LTE Band Edge\_Part22-24-27(NTNV)(Subtest:34, Channel:18675, Bandwidth:15, Modulation:QPSK, RB Number: 75, RB Position:LOW)**

Start Frequency (MHz)	Stop Frequency (MHz)	RBW (MHz)	Detector	Frequency (MHz)	Power (dBm)	Limit (dBm)	Verdict	Sweep Point
1840	1848	1	RMS	1847.1	-26.61	-13	Pass	401
1848	1849	1	RMS	1849	-26.5	-13	Pass	2
1849	1850	0.15	RMS	1849.678	-33.18	-13	Pass	401
1850	1865	0.1	RMS	1854.538	1.19	30	Pass	401



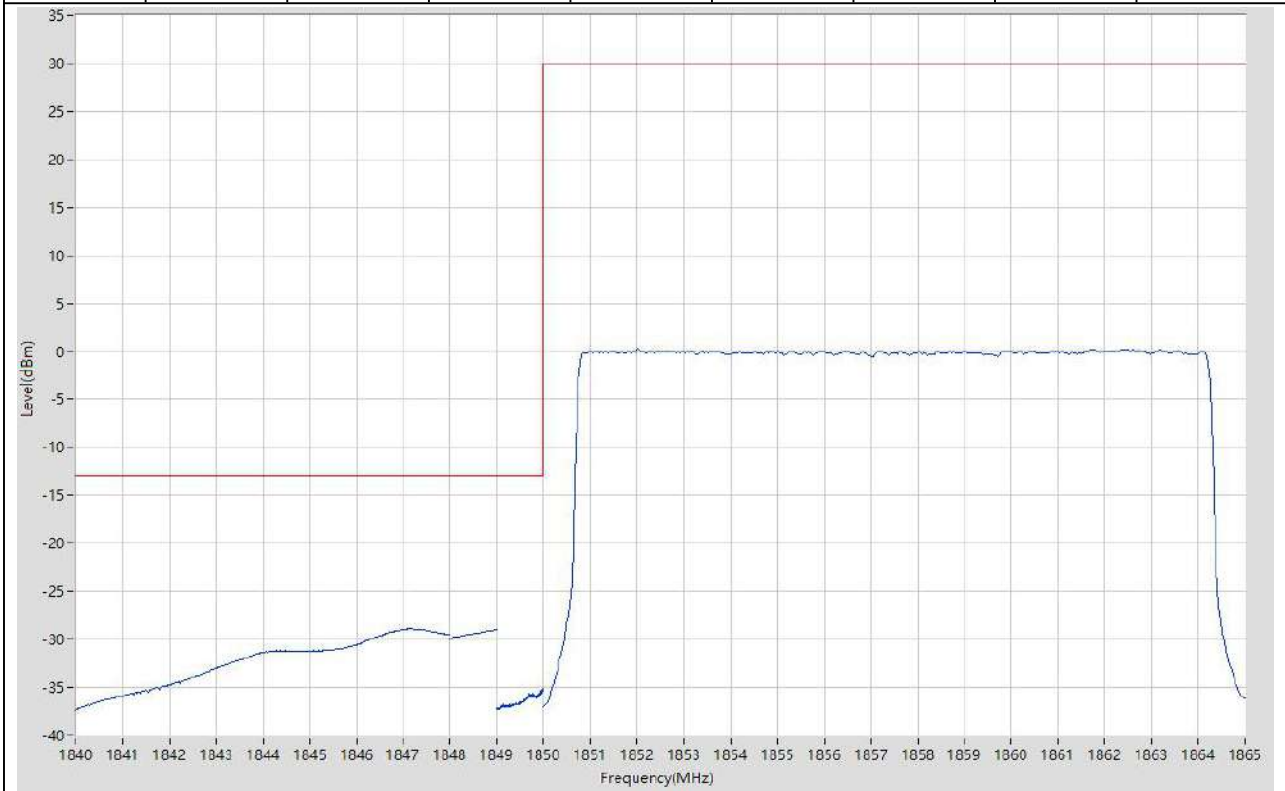
**8.35. LTE Band Edge\_Part22-24-27(NTNV)(Subtest:35, Channel:18675, Bandwidth:15, Modulation:Q16, RB Number: 1, RB Position:LOW)**

Start Frequency (MHz)	Stop Frequency (MHz)	RBW (MHz)	Detector	Frequency (MHz)	Power (dBm)	Limit (dBm)	Verdict	Sweep Point
1840	1848	1	RMS	1844.16	-40.34	-13	Pass	401
1848	1849	1	RMS	1849	-37.7	-13	Pass	2
1849	1850	0.15	RMS	1850	-23.47	-13	Pass	401
1850	1865	0.1	RMS	1850.825	19.48	30	Pass	401



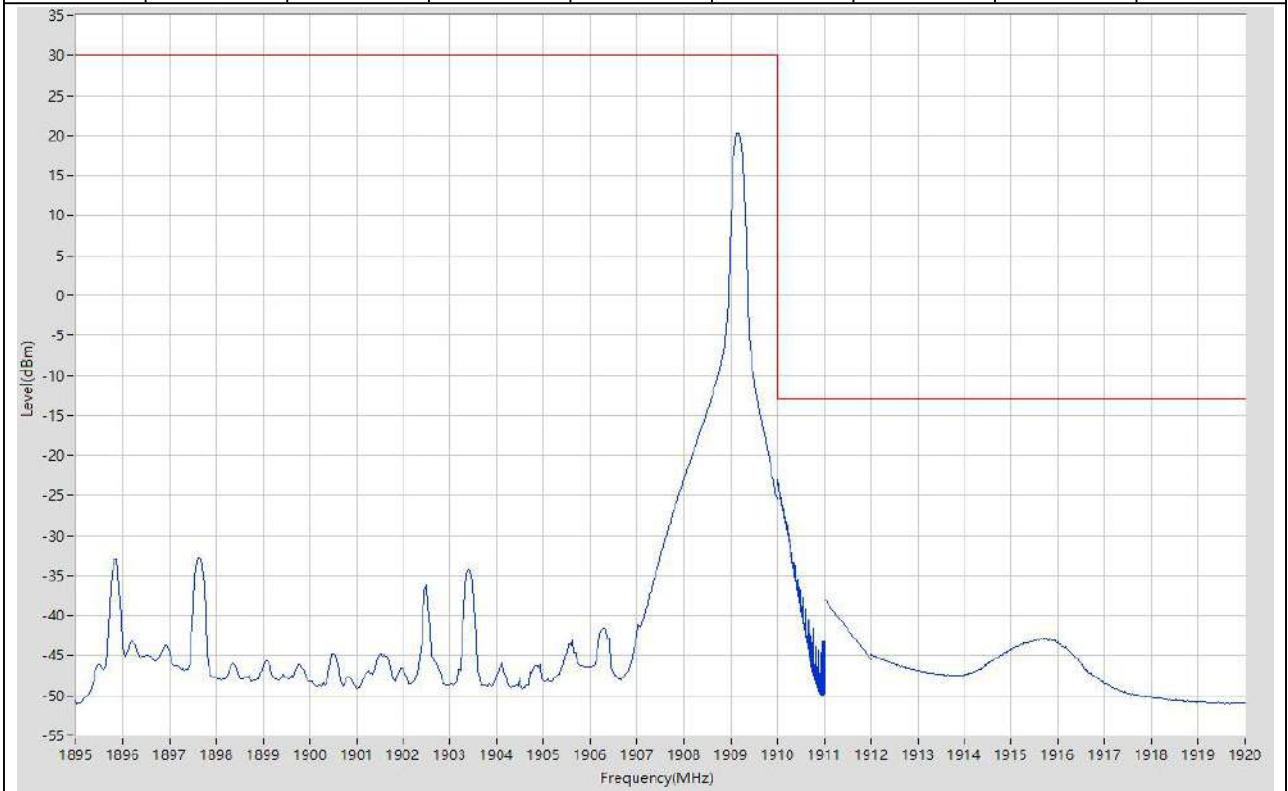
**8.36. LTE Band Edge\_Part22-24-27(NTNV)(Subtest:36, Channel:18675, Bandwidth:15, Modulation:Q16, RB Number: 75, RB Position:LOW)**

Start Frequency (MHz)	Stop Frequency (MHz)	RBW (MHz)	Detector	Frequency (MHz)	Power (dBm)	Limit (dBm)	Verdict	Sweep Point
1840	1848	1	RMS	1847.18	-28.88	-13	Pass	401
1848	1849	1	RMS	1849	-28.93	-13	Pass	2
1849	1850	0.15	RMS	1849.995	-35.13	-13	Pass	401
1850	1865	0.1	RMS	1852.025	0.26	30	Pass	401



**8.37. LTE Band Edge\_Part22-24-27(NTNV)(Subtest:37, Channel:19125, Bandwidth:15, Modulation:QPSK, RB Number: 1, RB Position:HIGH)**

Start Frequency (MHz)	Stop Frequency (MHz)	RBW (MHz)	Detector	Frequency (MHz)	Power (dBm)	Limit (dBm)	Verdict	Sweep Point
1895	1910	0.1	RMS	1909.175	20.34	30	Pass	401
1910	1911	0.15	RMS	1910	-23.05	-13	Pass	401
1911	1912	1	RMS	1911	-38.01	-13	Pass	2
1912	1920	1	RMS	1915.72	-42.8	-13	Pass	401



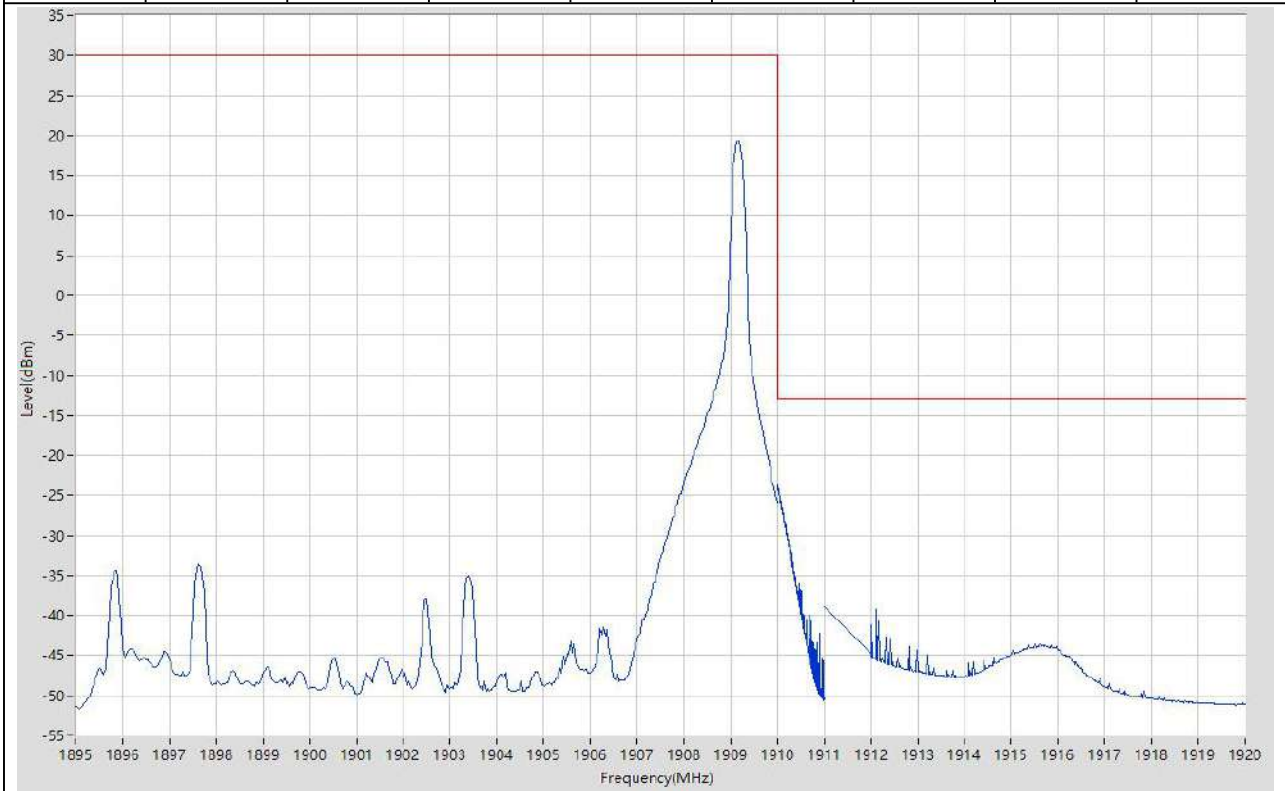
**8.38. LTE Band Edge\_Part22-24-27(NTNV)(Subtest:38, Channel:19125, Bandwidth:15, Modulation:QPSK, RB Number: 75, RB Position:HIGH)**

Start Frequency (MHz)	Stop Frequency (MHz)	RBW (MHz)	Detector	Frequency (MHz)	Power (dBm)	Limit (dBm)	Verdict	Sweep Point
1895	1910	0.1	RMS	1895.863	1.44	30	Pass	401
1910	1911	0.15	RMS	1910.318	-33	-13	Pass	401
1911	1912	1	RMS	1911	-26.05	-13	Pass	2
1912	1920	1	RMS	1912.88	-26.66	-13	Pass	401



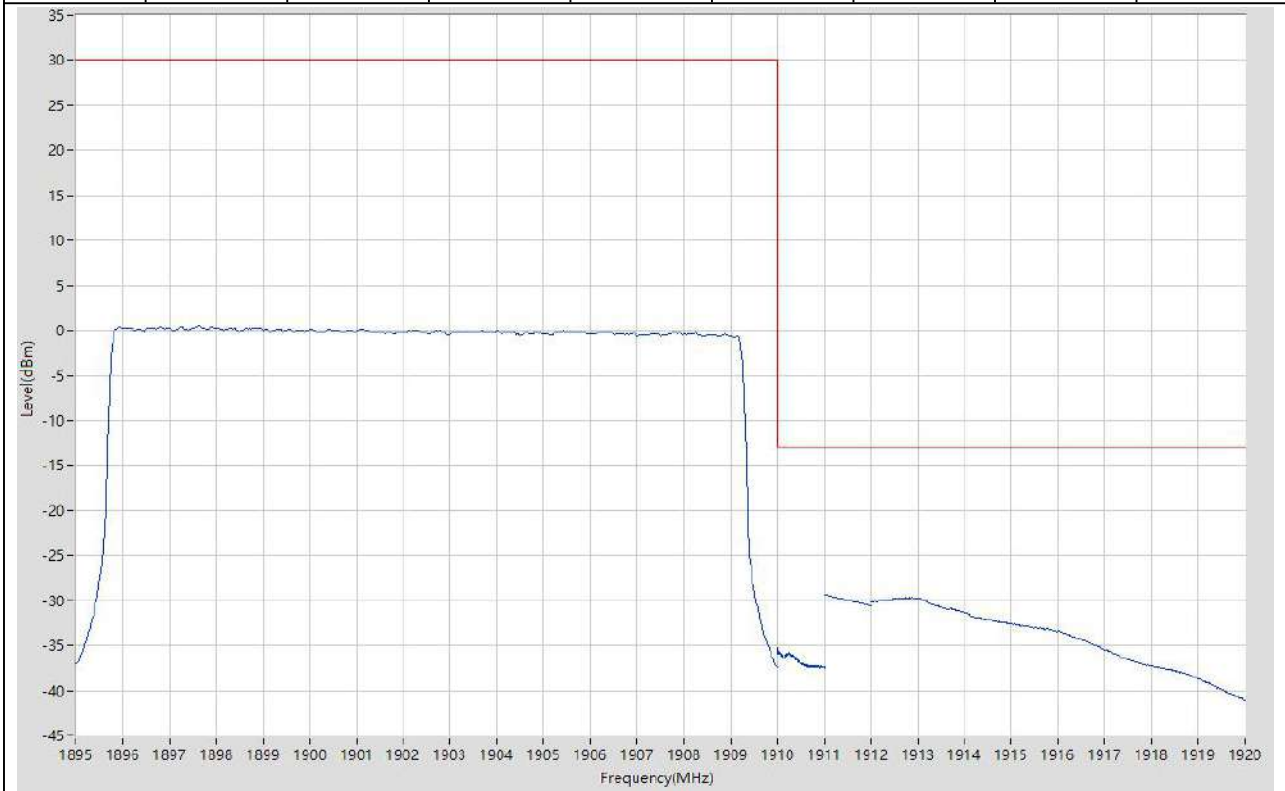
**8.39. LTE Band Edge\_Part22-24-27(NTNV)(Subtest:39, Channel:19125, Bandwidth:15, Modulation:Q16, RB Number: 1, RB Position:HIGH)**

Start Frequency (MHz)	Stop Frequency (MHz)	RBW (MHz)	Detector	Frequency (MHz)	Power (dBm)	Limit (dBm)	Verdict	Sweep Point
1895	1910	0.1	RMS	1909.175	19.32	30	Pass	401
1910	1911	0.15	RMS	1910.003	-23.57	-13	Pass	401
1911	1912	1	RMS	1911	-38.94	-13	Pass	2
1912	1920	1	RMS	1912.12	-39.29	-13	Pass	401



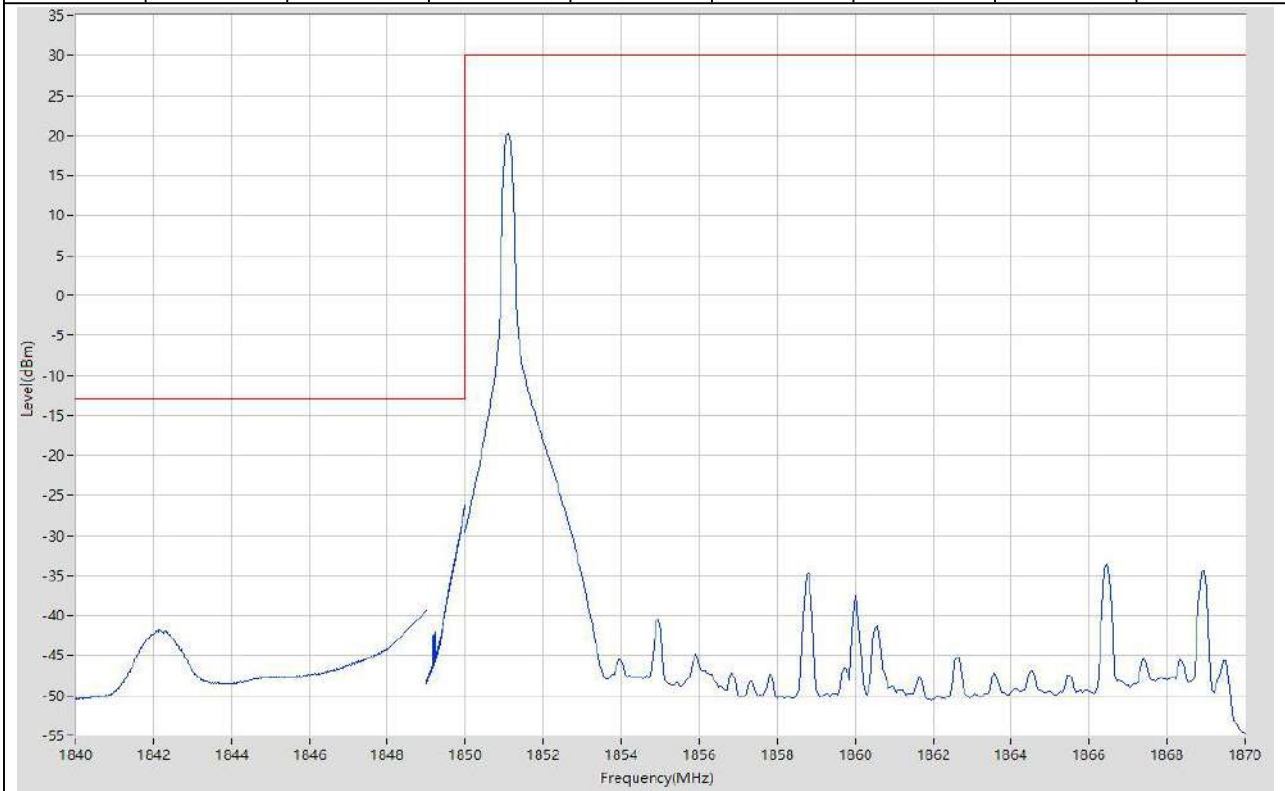
**8.40. LTE Band Edge\_Part22-24-27(NTNV)(Subtest:40, Channel:19125, Bandwidth:15, Modulation:Q16, RB Number: 75, RB Position:HIGH)**

Start Frequency (MHz)	Stop Frequency (MHz)	RBW (MHz)	Detector	Frequency (MHz)	Power (dBm)	Limit (dBm)	Verdict	Sweep Point
1895	1910	0.1	RMS	1897.625	0.48	30	Pass	401
1910	1911	0.15	RMS	1910.003	-35.27	-13	Pass	401
1911	1912	1	RMS	1911	-29.44	-13	Pass	2
1912	1920	1	RMS	1912.82	-29.7	-13	Pass	401



**8.41. LTE Band Edge\_Part22-24-27(NTNV)(Subtest:41, Channel:18700, Bandwidth:20, Modulation:QPSK, RB Number: 1, RB Position:LOW)**

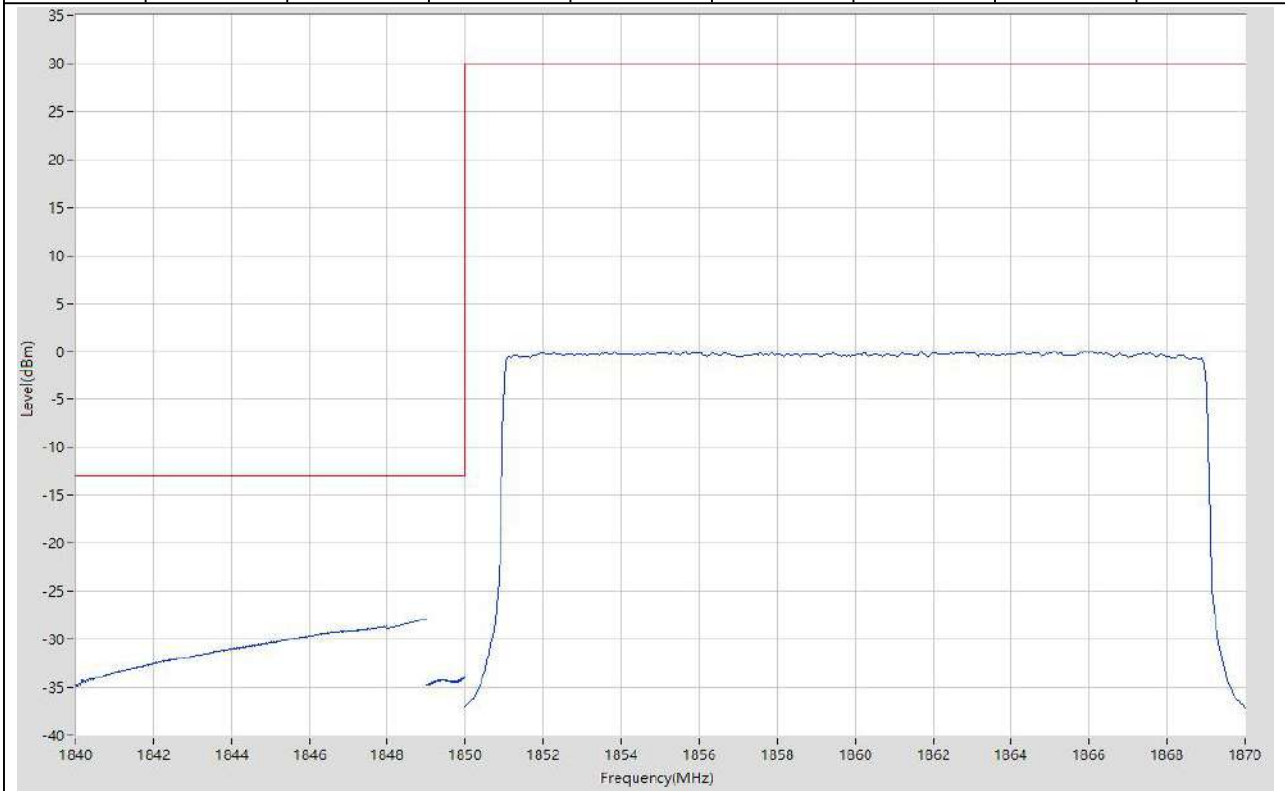
Start Frequency (MHz)	Stop Frequency (MHz)	RBW (MHz)	Detector	Frequency (MHz)	Power (dBm)	Limit (dBm)	Verdict	Sweep Point
1840	1848	1	RMS	1842.16	-41.84	-13	Pass	401
1848	1849	1	RMS	1849	-39.38	-13	Pass	2
1849	1850	0.2	RMS	1849.995	-26.17	-13	Pass	401
1850	1870	0.1	RMS	1851.1	20.35	30	Pass	401





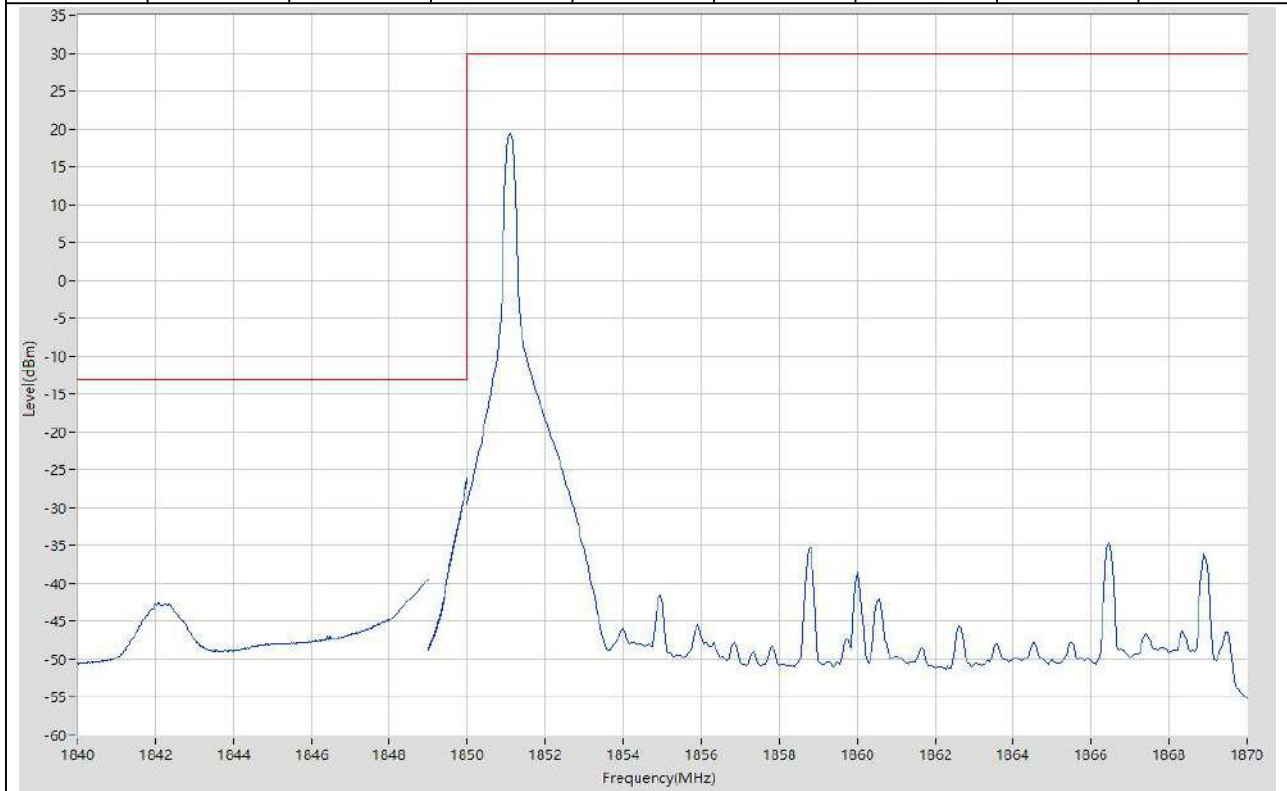
**8.42. LTE Band Edge\_Part22-24-27(NTNV)(Subtest:42, Channel:18700, Bandwidth:20, Modulation:QPSK, RB Number: 100, RB Position:LOW)**

Start Frequency (MHz)	Stop Frequency (MHz)	RBW (MHz)	Detector	Frequency (MHz)	Power (dBm)	Limit (dBm)	Verdict	Sweep Point
1840	1848	1	RMS	1848	-28.6	-13	Pass	401
1848	1849	1	RMS	1849	-27.91	-13	Pass	2
1849	1850	0.2	RMS	1850	-33.89	-13	Pass	401
1850	1870	0.1	RMS	1853.8	0	30	Pass	401



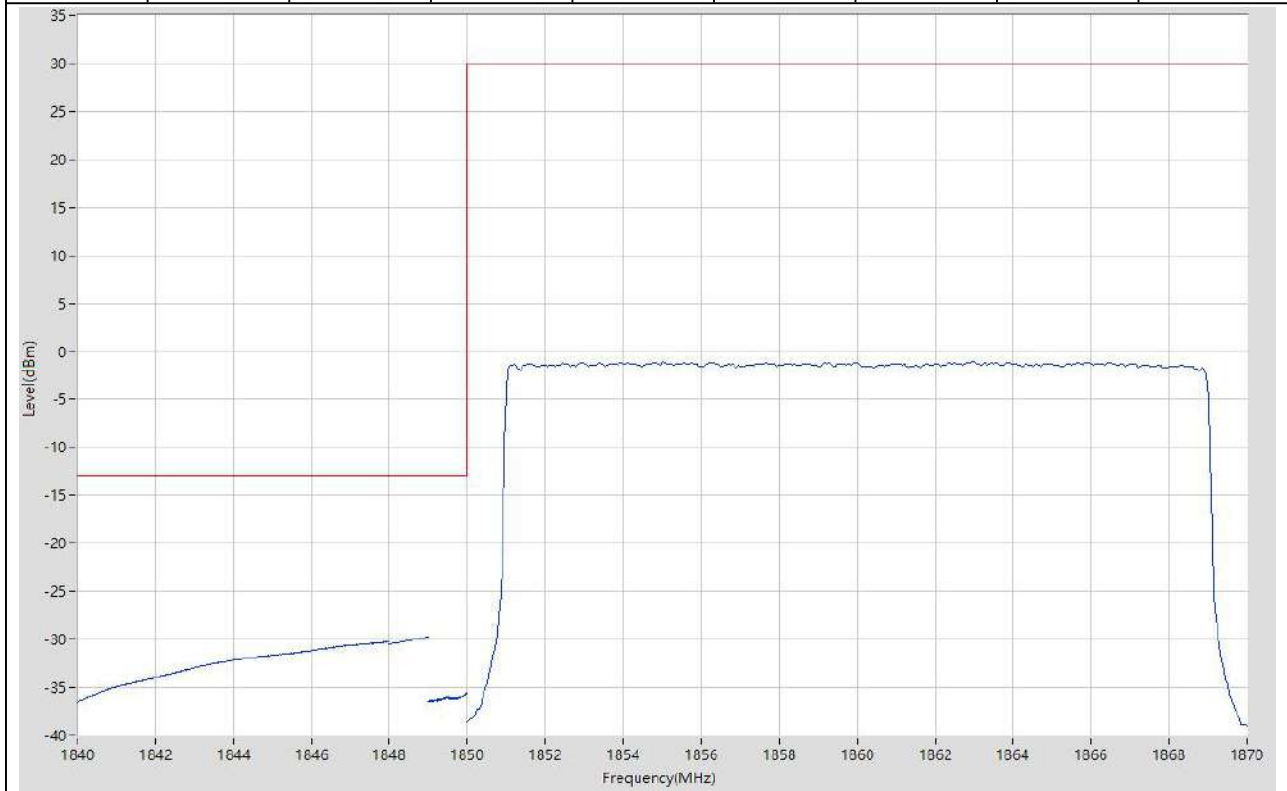
**8.43. LTE Band Edge\_Part22-24-27(NTNV)(Subtest:43, Channel:18700, Bandwidth:20, Modulation:Q16, RB Number: 1, RB Position:LOW)**

Start Frequency (MHz)	Stop Frequency (MHz)	RBW (MHz)	Detector	Frequency (MHz)	Power (dBm)	Limit (dBm)	Verdict	Sweep Point
1840	1848	1	RMS	1842.08	-42.57	-13	Pass	401
1848	1849	1	RMS	1849	-39.35	-13	Pass	2
1849	1850	0.2	RMS	1849.995	-26.13	-13	Pass	401
1850	1870	0.1	RMS	1851.1	19.47	30	Pass	401



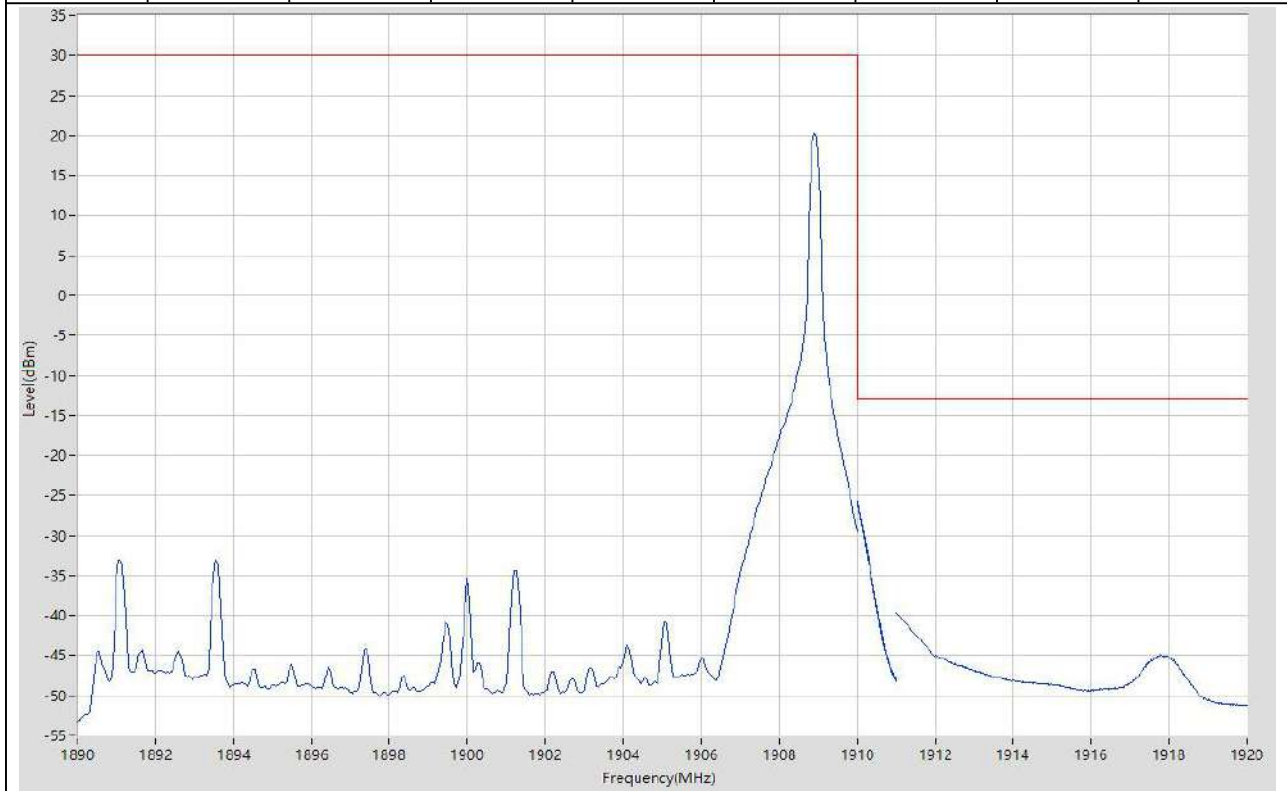
**8.44. LTE Band Edge\_Part22-24-27(NTNV)(Subtest:44, Channel:18700, Bandwidth:20, Modulation:Q16, RB Number: 100, RB Position:LOW)**

Start Frequency (MHz)	Stop Frequency (MHz)	RBW (MHz)	Detector	Frequency (MHz)	Power (dBm)	Limit (dBm)	Verdict	Sweep Point
1840	1848	1	RMS	1848	-30.2	-13	Pass	401
1848	1849	1	RMS	1849	-29.74	-13	Pass	2
1849	1850	0.2	RMS	1849.995	-35.56	-13	Pass	401
1850	1870	0.1	RMS	1863	-1.09	30	Pass	401



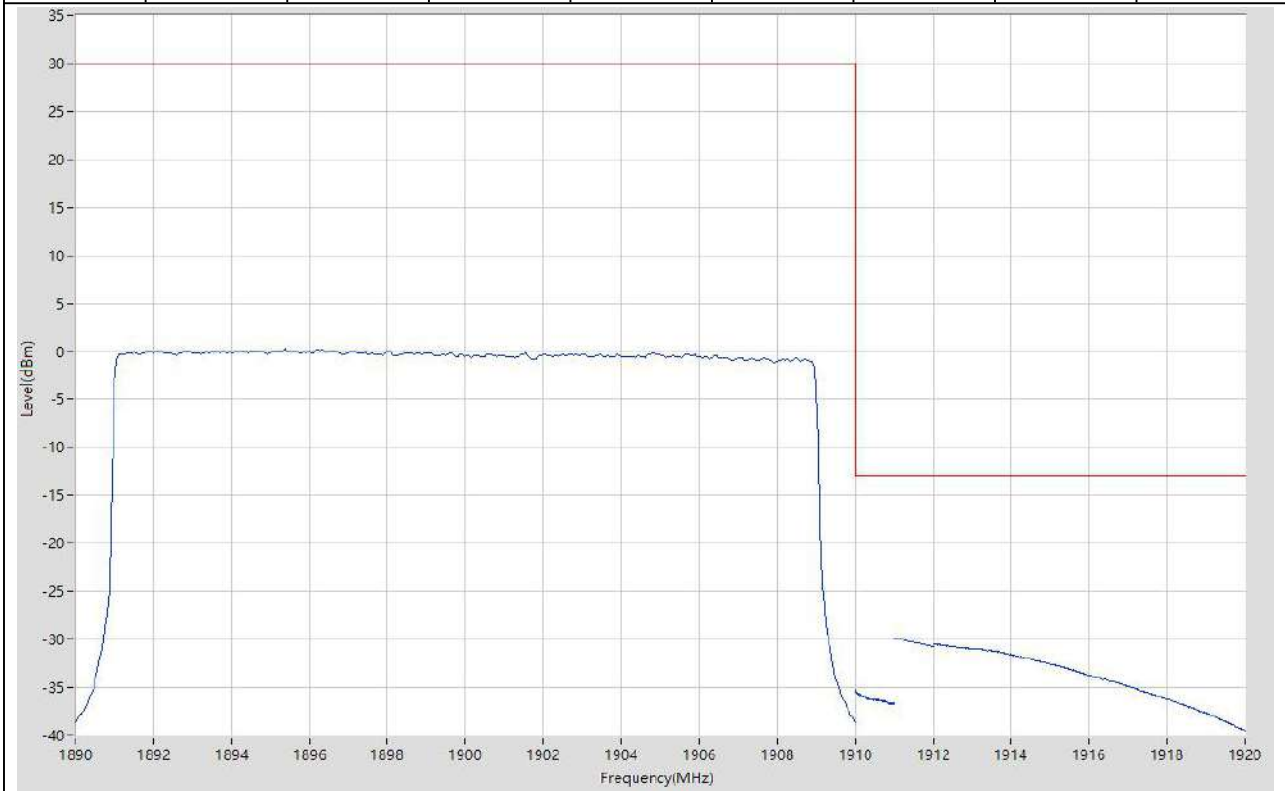
**8.45. LTE Band Edge\_Part22-24-27(NTNV)(Subtest:45, Channel:19100, Bandwidth:20, Modulation:QPSK, RB Number: 1, RB Position:HIGH)**

Start Frequency (MHz)	Stop Frequency (MHz)	RBW (MHz)	Detector	Frequency (MHz)	Power (dBm)	Limit (dBm)	Verdict	Sweep Point
1890	1910	0.1	RMS	1908.9	20.21	30	Pass	401
1910	1911	0.2	RMS	1910.003	-25.65	-13	Pass	401
1911	1912	1	RMS	1911	-39.62	-13	Pass	2
1912	1920	1	RMS	1917.78	-44.85	-13	Pass	401



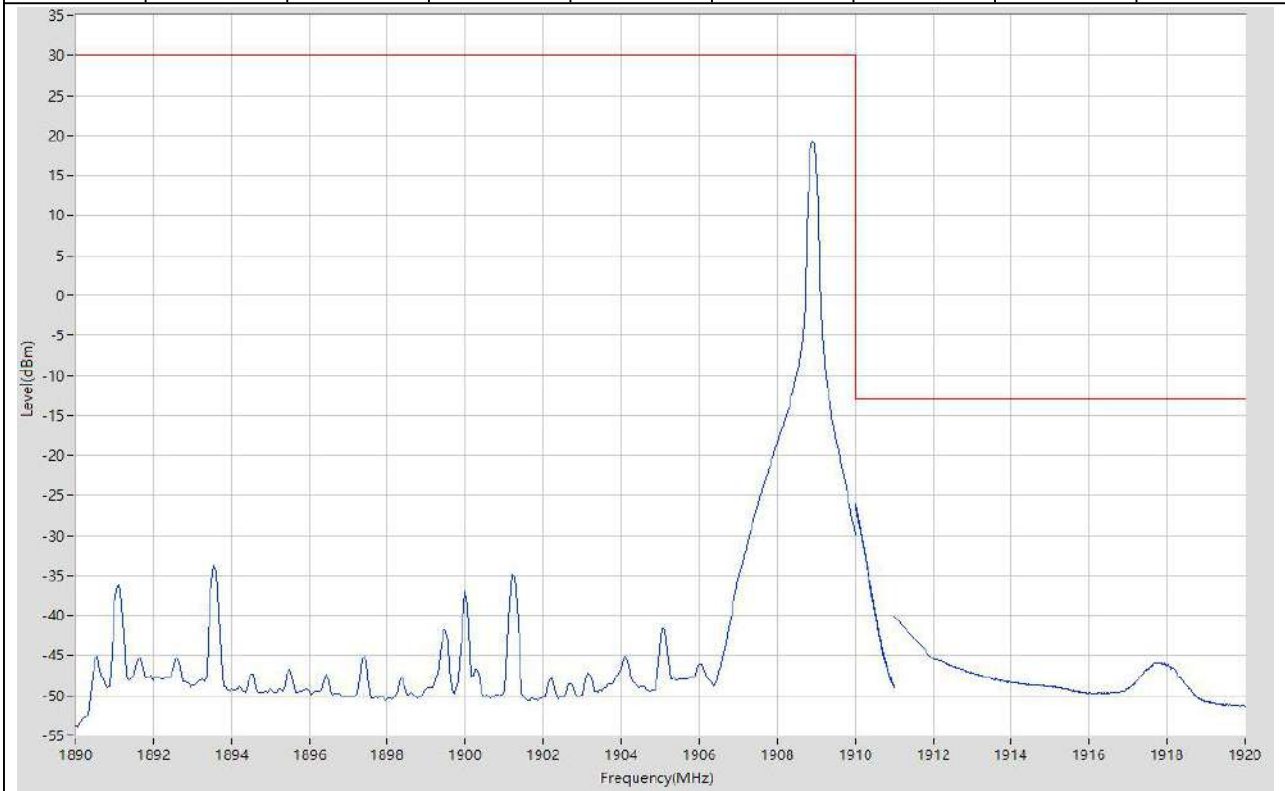
**8.46. LTE Band Edge\_Part22-24-27(NTNV)(Subtest:46, Channel:19100, Bandwidth:20, Modulation:QPSK, RB Number: 100, RB Position:HIGH)**

Start Frequency (MHz)	Stop Frequency (MHz)	RBW (MHz)	Detector	Frequency (MHz)	Power (dBm)	Limit (dBm)	Verdict	Sweep Point
1890	1910	0.1	RMS	1895.35	0.28	30	Pass	401
1910	1911	0.2	RMS	1910.003	-35.3	-13	Pass	401
1911	1912	1	RMS	1911	-29.82	-13	Pass	2
1912	1920	1	RMS	1912	-30.43	-13	Pass	401



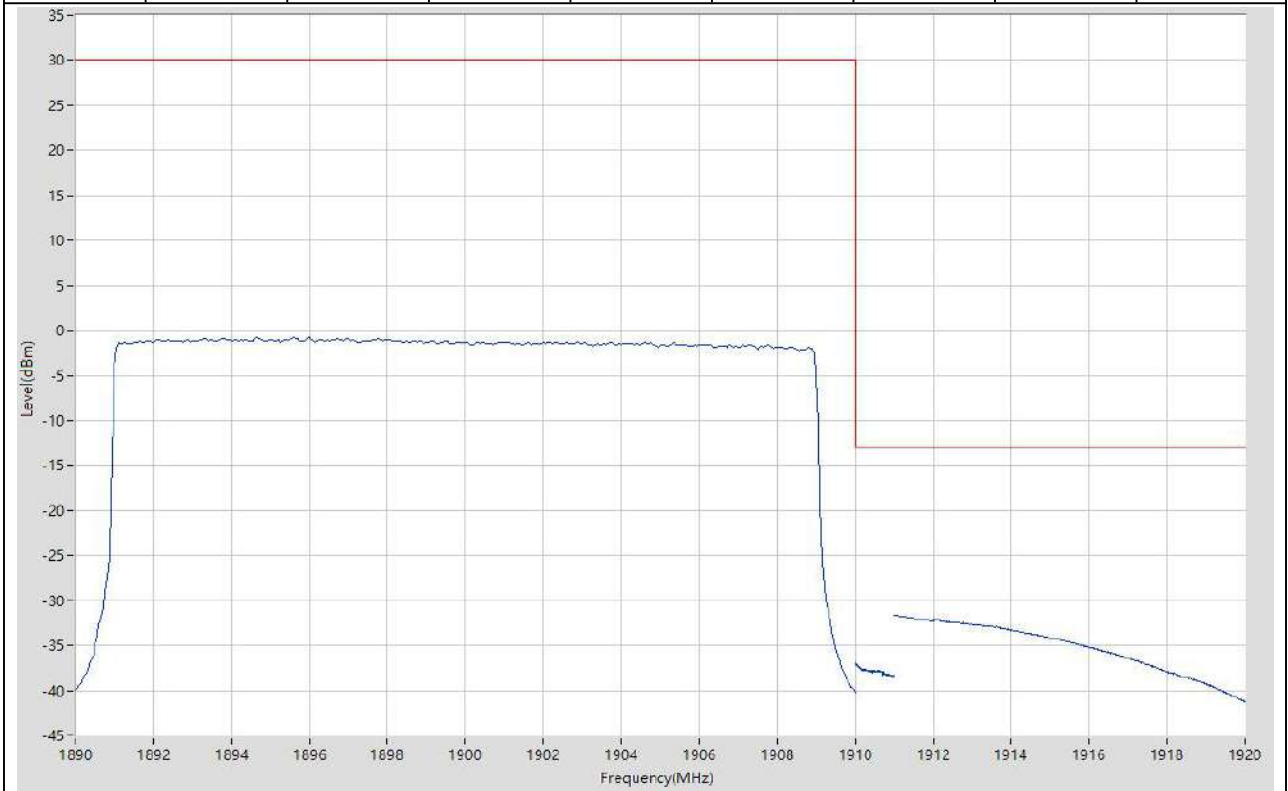
**8.47. LTE Band Edge\_Part22-24-27(NTNV)(Subtest:47, Channel:19100, Bandwidth:20, Modulation:Q16, RB Number: 1, RB Position:HIGH)**

Start Frequency (MHz)	Stop Frequency (MHz)	RBW (MHz)	Detector	Frequency (MHz)	Power (dBm)	Limit (dBm)	Verdict	Sweep Point
1890	1910	0.1	RMS	1908.9	19.21	30	Pass	401
1910	1911	0.2	RMS	1910	-25.96	-13	Pass	401
1911	1912	1	RMS	1911	-40.09	-13	Pass	2
1912	1920	1	RMS	1912	-45.34	-13	Pass	401



**8.48. LTE Band Edge\_Part22-24-27(NTNV)(Subtest:48, Channel:19100, Bandwidth:20, Modulation:Q16, RB Number: 100, RB Position:HIGH)**

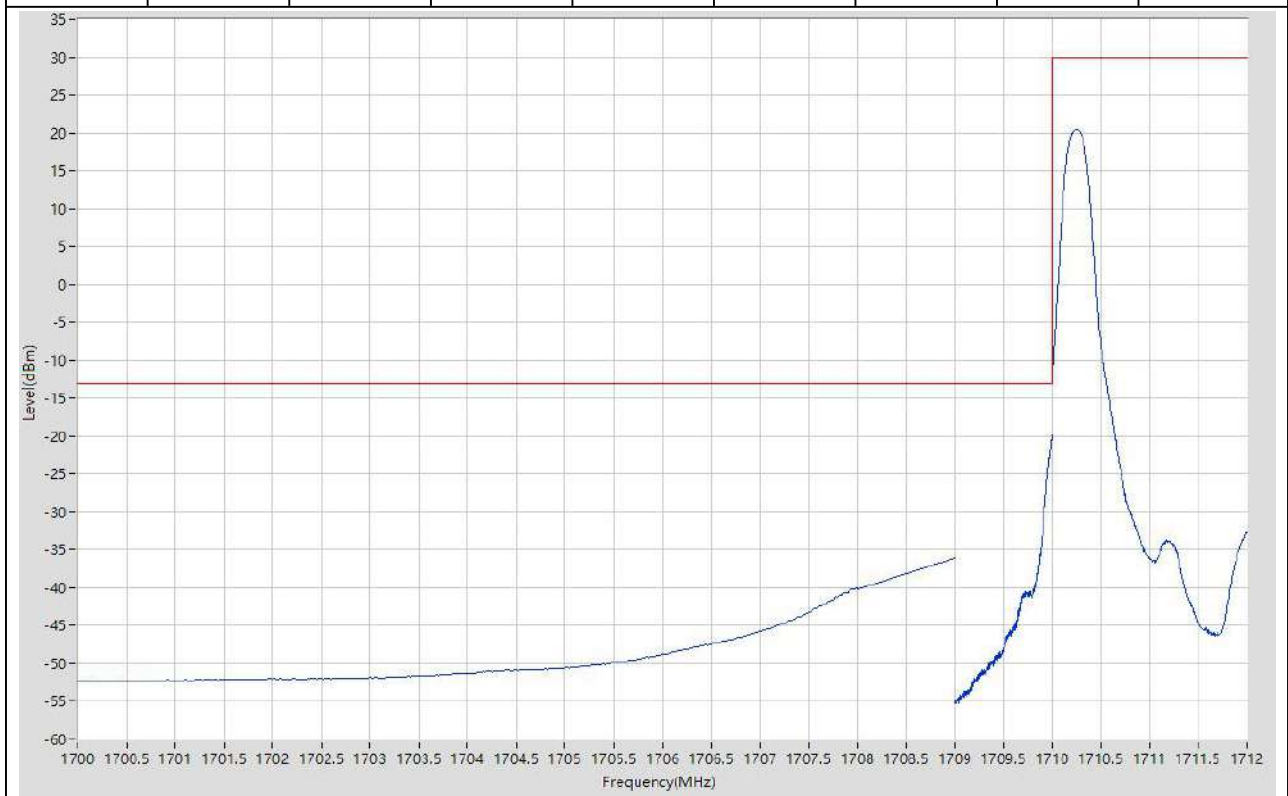
Start Frequency (MHz)	Stop Frequency (MHz)	RBW (MHz)	Detector	Frequency (MHz)	Power (dBm)	Limit (dBm)	Verdict	Sweep Point
1890	1910	0.1	RMS	1895.6	-0.83	30	Pass	401
1910	1911	0.2	RMS	1910.008	-37	-13	Pass	401
1911	1912	1	RMS	1911	-31.58	-13	Pass	2
1912	1920	1	RMS	1912.02	-32.1	-13	Pass	401



## 9. LTE\_Band4

### 9.1. LTE Band Edge\_Part22-24-27(NTNV)(Subtest:1, Channel:19957, Bandwidth:1.4, Modulation:QPSK, RB Number: 1, RB Position:LOW)

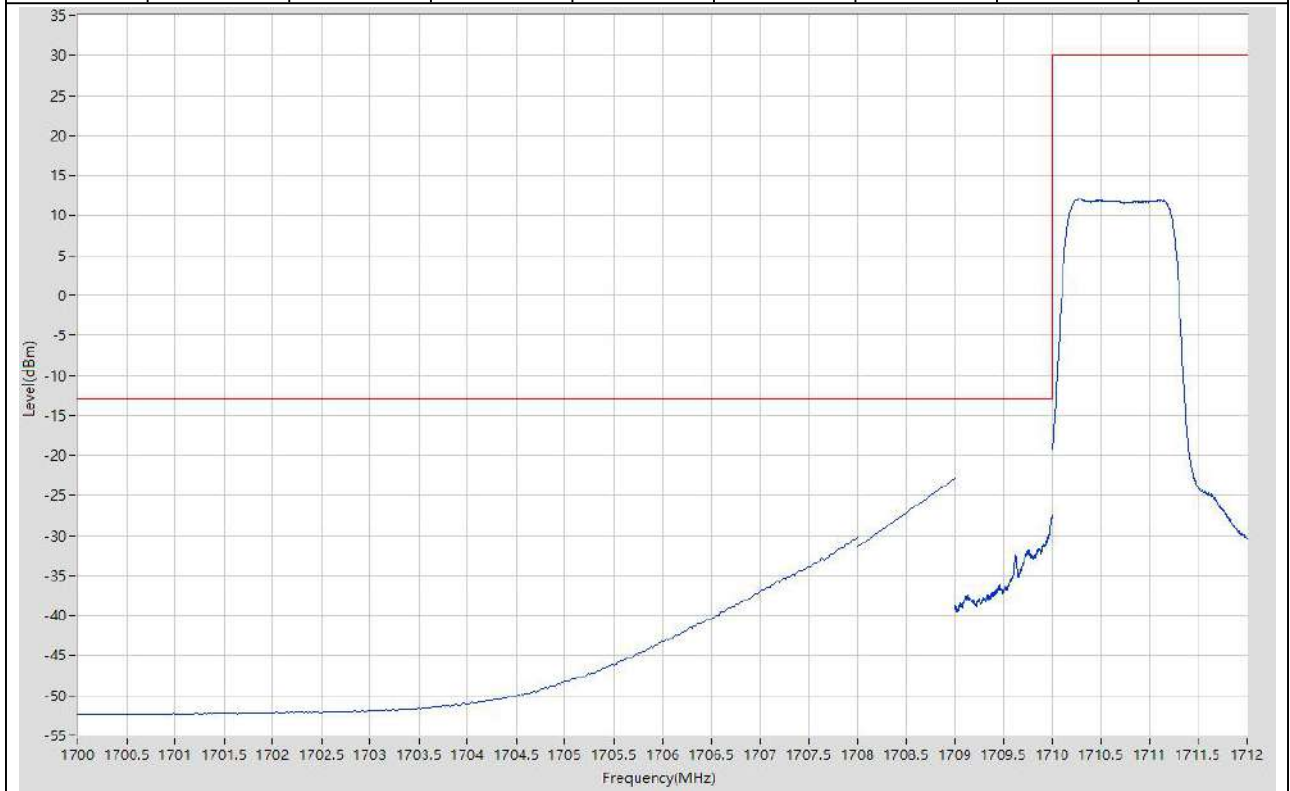
Start Frequency (MHz)	Stop Frequency (MHz)	RBW (MHz)	Detector	Frequency (MHz)	Power (dBm)	Limit (dBm)	Verdict	Sweep Point
1700	1708	1	RMS	1708	-40.05	-13	Pass	401
1708	1709	1	RMS	1709	-36	-13	Pass	2
1709	1710	0.02	RMS	1710	-19.88	-13	Pass	401
1710	1712	0.1	RMS	1710.245	20.42	30	Pass	401





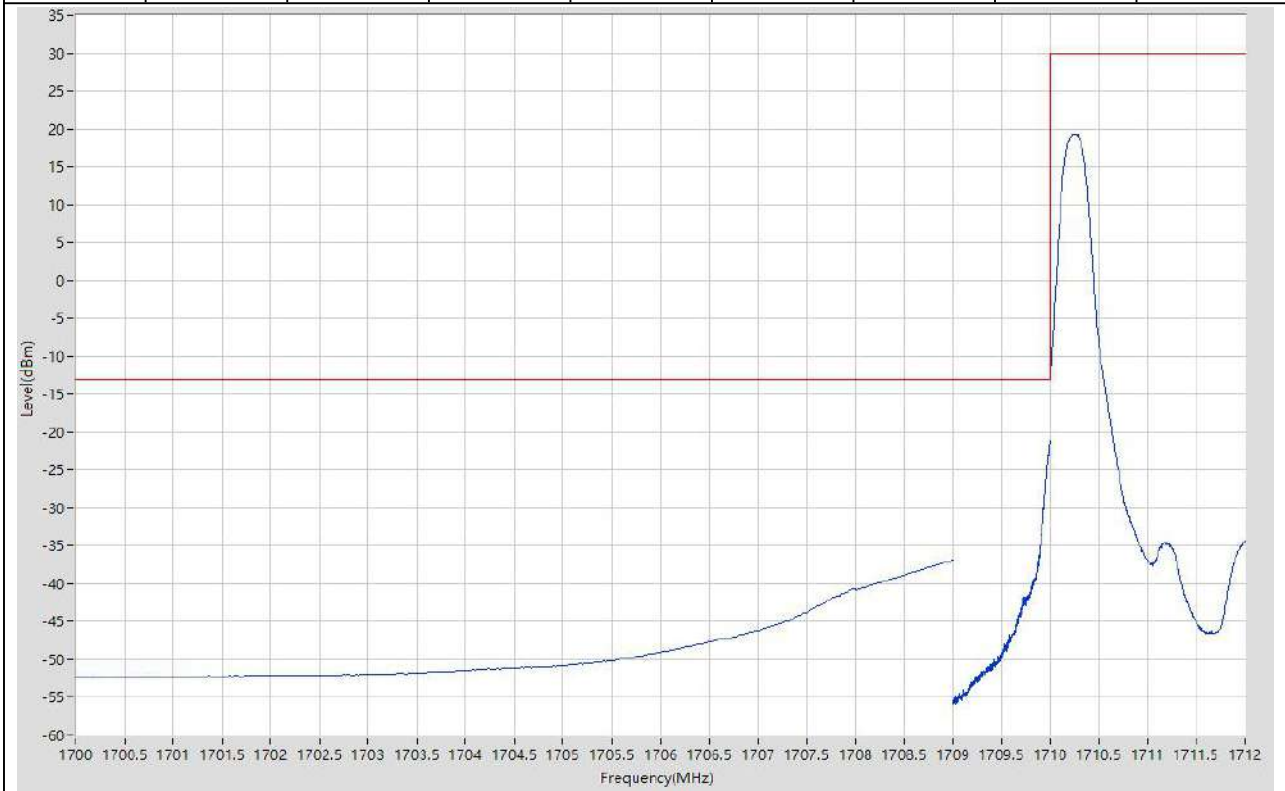
**9.2. LTE Band Edge\_Part22-24-27(NTNV)(Subtest:2, Channel:19957, Bandwidth:1.4, Modulation:QPSK, RB Number: 6, RB Position:LOW)**

Start Frequency (MHz)	Stop Frequency (MHz)	RBW (MHz)	Detector	Frequency (MHz)	Power (dBm)	Limit (dBm)	Verdict	Sweep Point
1700	1708	1	RMS	1708	-30.2	-13	Pass	401
1708	1709	1	RMS	1709	-22.79	-13	Pass	2
1709	1710	0.02	RMS	1710	-27.55	-13	Pass	401
1710	1712	0.1	RMS	1710.295	12	30	Pass	401



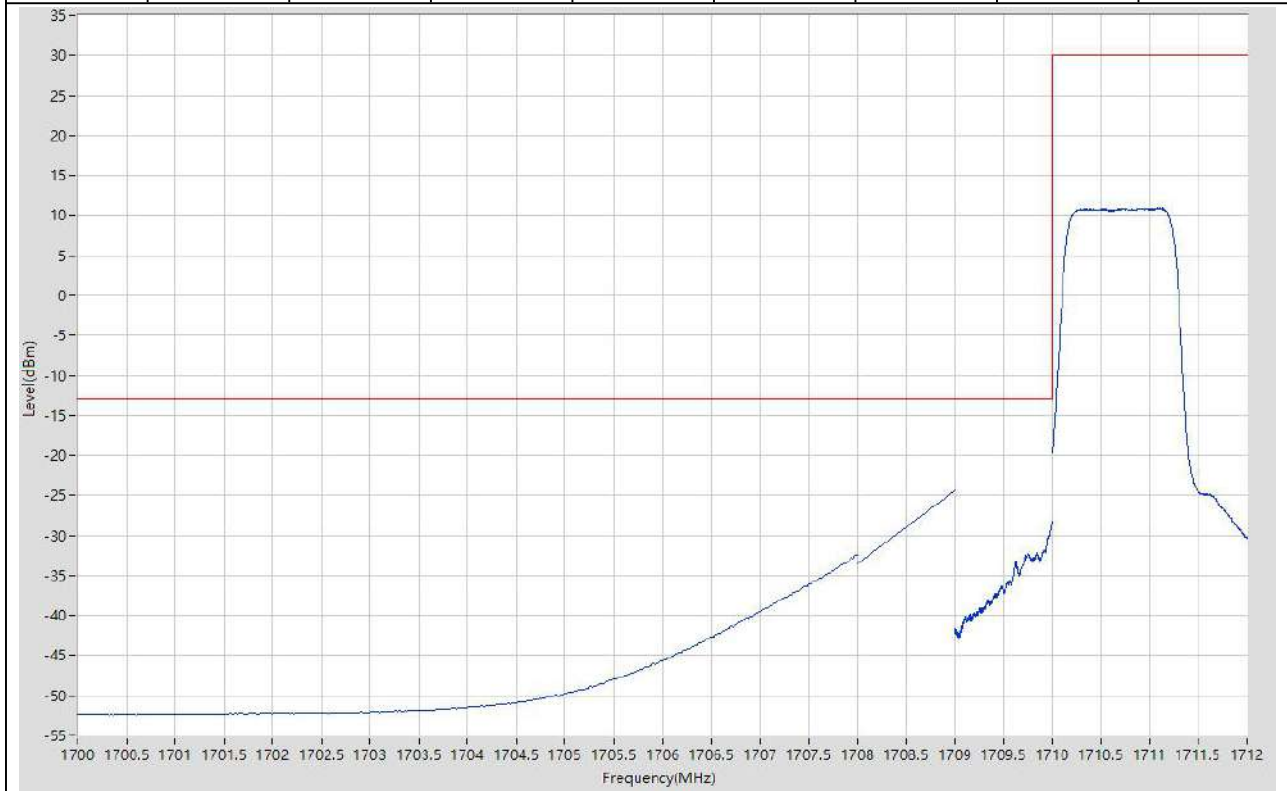
**9.3. LTE Band Edge\_Part22-24-27(NTNV)(Subtest:3, Channel:19957, Bandwidth:1.4, Modulation:Q16, RB Number: 1, RB Position:LOW)**

Start Frequency (MHz)	Stop Frequency (MHz)	RBW (MHz)	Detector	Frequency (MHz)	Power (dBm)	Limit (dBm)	Verdict	Sweep Point
1700	1708	1	RMS	1708	-40.59	-13	Pass	401
1708	1709	1	RMS	1709	-36.83	-13	Pass	2
1709	1710	0.02	RMS	1710	-21.12	-13	Pass	401
1710	1712	0.1	RMS	1710.26	19.37	30	Pass	401



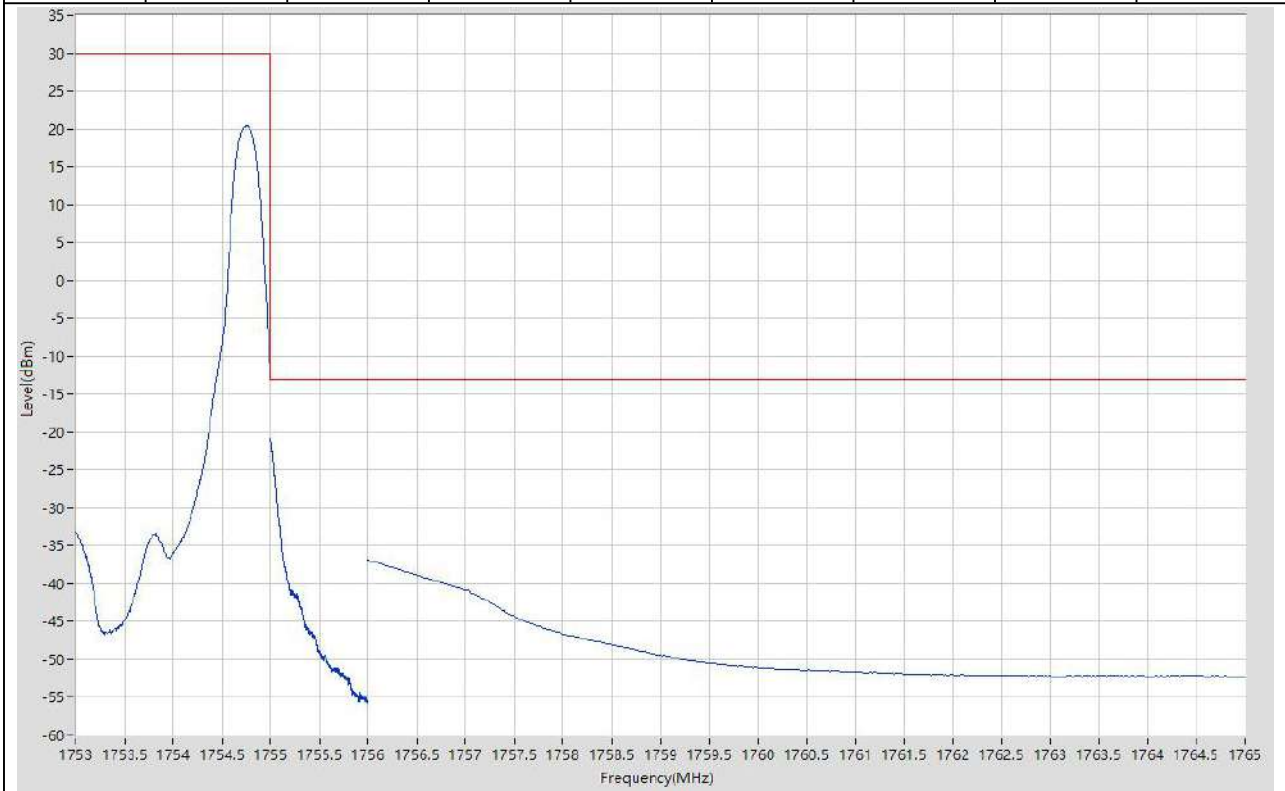
**9.4. LTE Band Edge\_Part22-24-27(NTNV)(Subtest:4, Channel:19957, Bandwidth:1.4, Modulation:Q16, RB Number: 6, RB Position:LOW)**

Start Frequency (MHz)	Stop Frequency (MHz)	RBW (MHz)	Detector	Frequency (MHz)	Power (dBm)	Limit (dBm)	Verdict	Sweep Point
1700	1708	1	RMS	1708	-32.43	-13	Pass	401
1708	1709	1	RMS	1709	-24.3	-13	Pass	2
1709	1710	0.02	RMS	1710	-28.19	-13	Pass	401
1710	1712	0.1	RMS	1711.115	10.99	30	Pass	401



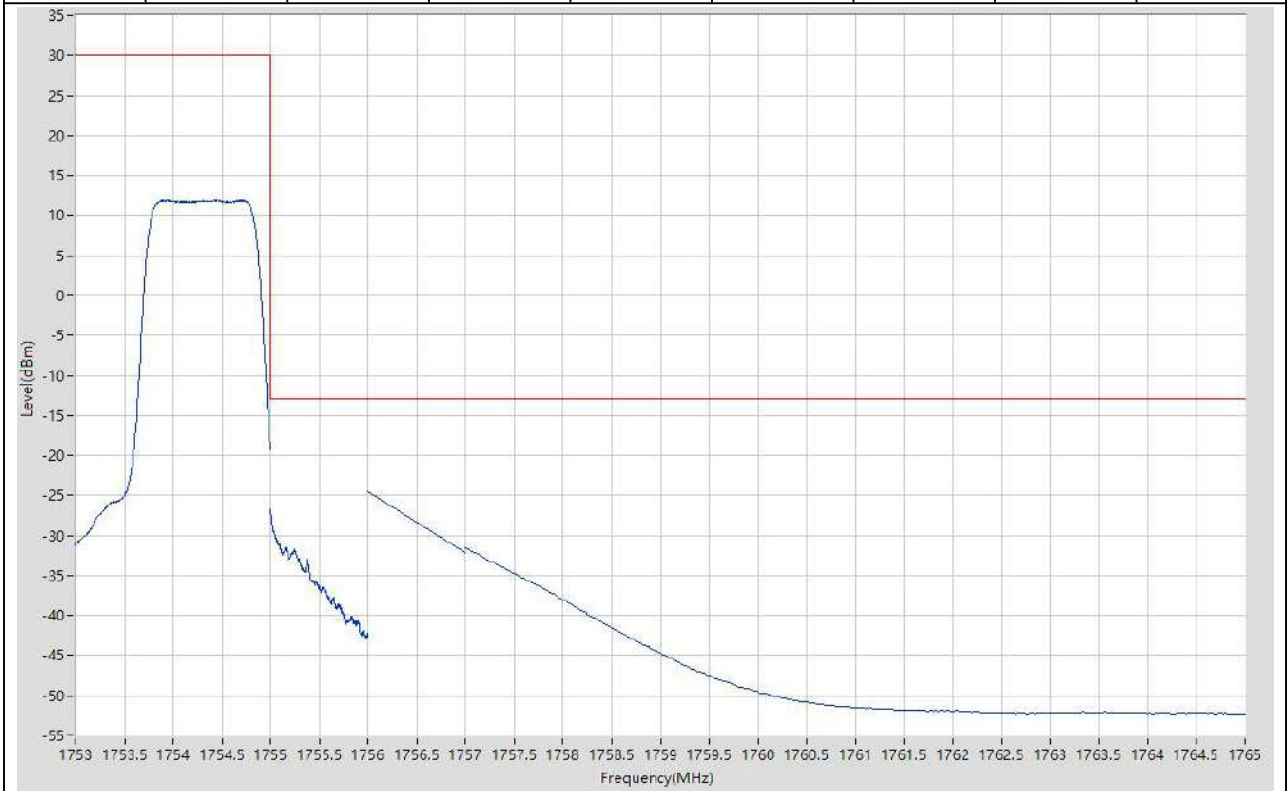
**9.5. LTE Band Edge\_Part22-24-27(NTNV)(Subtest:5, Channel:20393, Bandwidth:1.4, Modulation:QPSK, RB Number: 1, RB Position:HIGH)**

Start Frequency (MHz)	Stop Frequency (MHz)	RBW (MHz)	Detector	Frequency (MHz)	Power (dBm)	Limit (dBm)	Verdict	Sweep Point
1753	1755	0.1	RMS	1754.75	20.39	30	Pass	401
1755	1756	0.02	RMS	1755.003	-20.8	-13	Pass	401
1756	1757	1	RMS	1756	-36.85	-13	Pass	2
1757	1765	1	RMS	1757	-40.77	-13	Pass	401



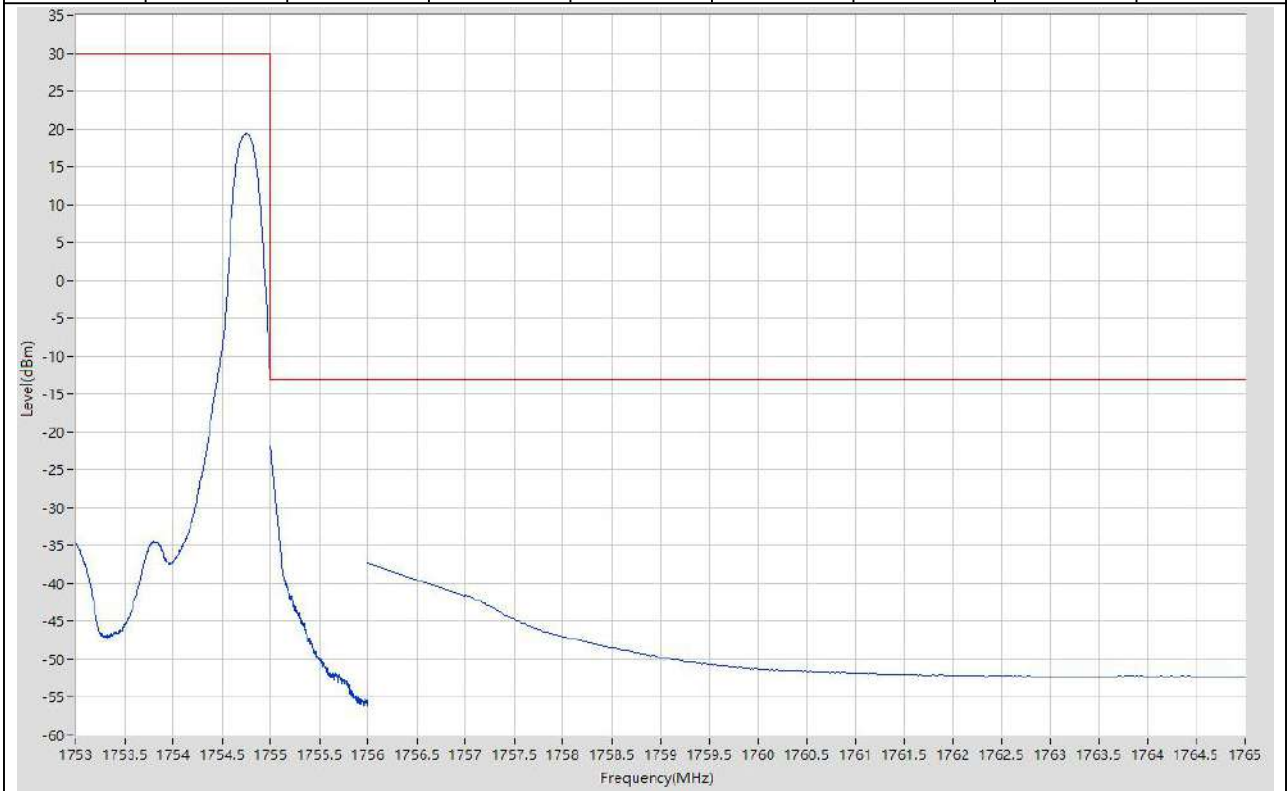
**9.6. LTE Band Edge\_Part22-24-27(NTNV)(Subtest:6, Channel:20393, Bandwidth:1.4, Modulation:QPSK, RB Number: 6, RB Position:HIGH)**

Start Frequency (MHz)	Stop Frequency (MHz)	RBW (MHz)	Detector	Frequency (MHz)	Power (dBm)	Limit (dBm)	Verdict	Sweep Point
1753	1755	0.1	RMS	1754.695	11.89	30	Pass	401
1755	1756	0.02	RMS	1755	-26.82	-13	Pass	401
1756	1757	1	RMS	1756	-24.46	-13	Pass	2
1757	1765	1	RMS	1757	-31.6	-13	Pass	401



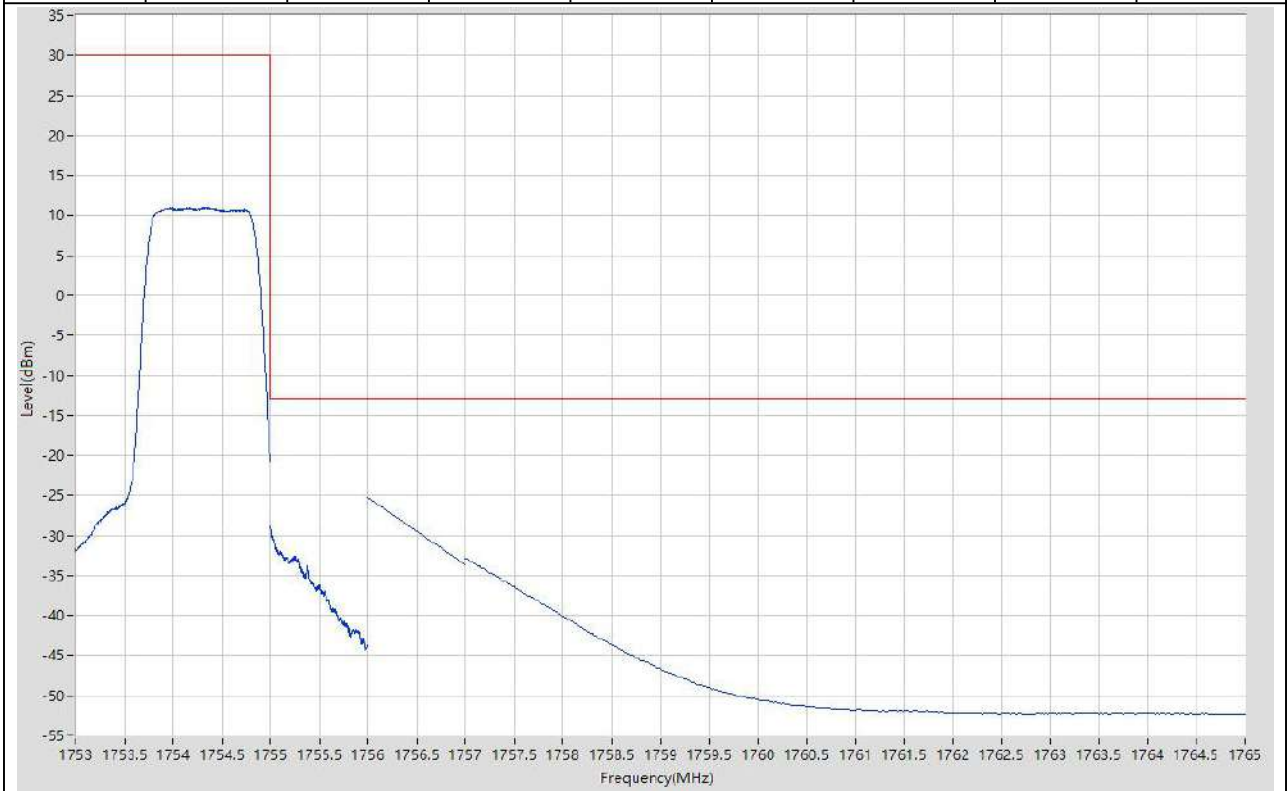
**9.7. LTE Band Edge\_Part22-24-27(NTNV)(Subtest:7, Channel:20393, Bandwidth:1.4, Modulation:Q16, RB Number: 1, RB Position:HIGH)**

Start Frequency (MHz)	Stop Frequency (MHz)	RBW (MHz)	Detector	Frequency (MHz)	Power (dBm)	Limit (dBm)	Verdict	Sweep Point
1753	1755	0.1	RMS	1754.745	19.43	30	Pass	401
1755	1756	0.02	RMS	1755	-21.83	-13	Pass	401
1756	1757	1	RMS	1756	-37.35	-13	Pass	2
1757	1765	1	RMS	1757	-41.41	-13	Pass	401



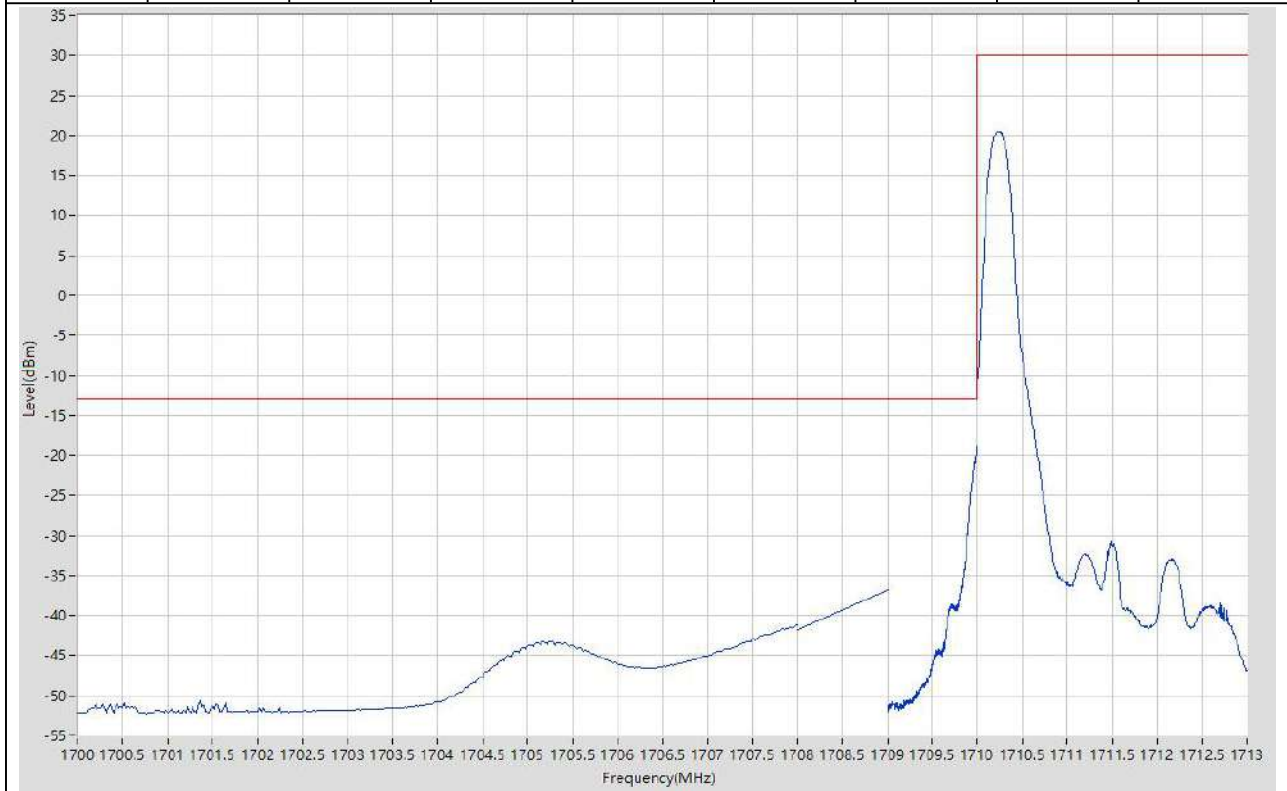
**9.8. LTE Band Edge\_Part22-24-27(NTNV)(Subtest:8, Channel:20393, Bandwidth:1.4, Modulation:Q16, RB Number: 6, RB Position:HIGH)**

Start Frequency (MHz)	Stop Frequency (MHz)	RBW (MHz)	Detector	Frequency (MHz)	Power (dBm)	Limit (dBm)	Verdict	Sweep Point
1753	1755	0.1	RMS	1754.31	10.95	30	Pass	401
1755	1756	0.02	RMS	1755	-28.79	-13	Pass	401
1756	1757	1	RMS	1756	-25.31	-13	Pass	2
1757	1765	1	RMS	1757	-32.92	-13	Pass	401



**9.9. LTE Band Edge\_Part22-24-27(NTNV)(Subtest:9, Channel:19965, Bandwidth:3, Modulation:QPSK, RB Number: 1, RB Position:LOW)**

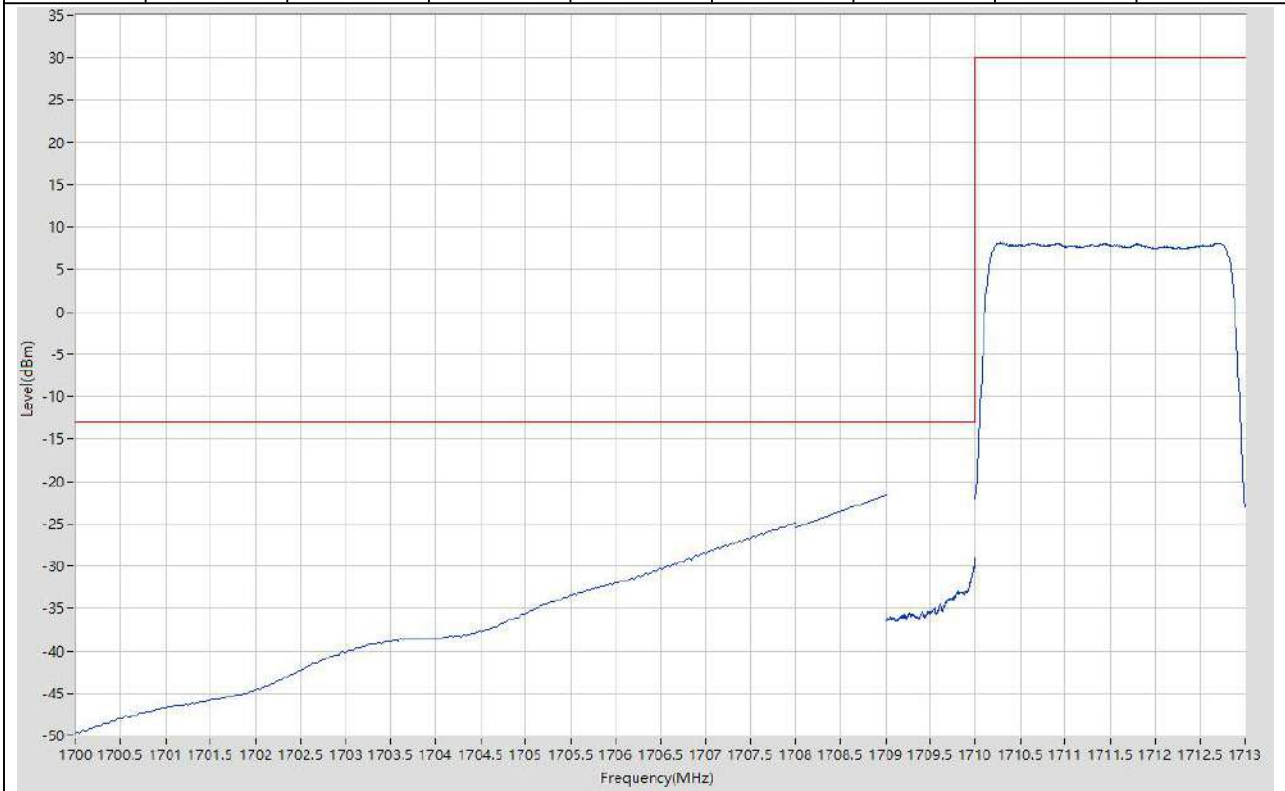
Start Frequency (MHz)	Stop Frequency (MHz)	RBW (MHz)	Detector	Frequency (MHz)	Power (dBm)	Limit (dBm)	Verdict	Sweep Point
1700	1708	1	RMS	1708	-41.19	-13	Pass	401
1708	1709	1	RMS	1709	-36.75	-13	Pass	2
1709	1710	0.03	RMS	1710	-18.85	-13	Pass	401
1710	1713	0.1	RMS	1710.24	20.48	30	Pass	401





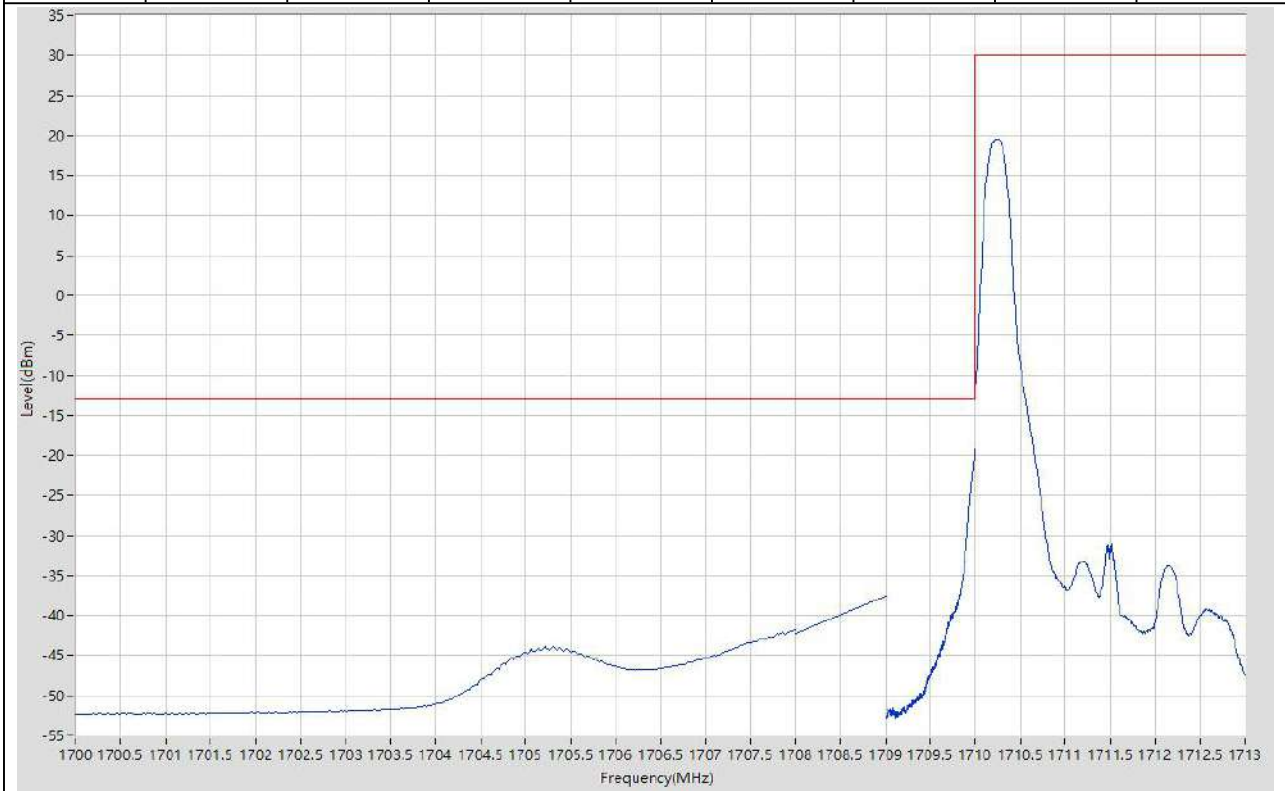
**9.10. LTE Band Edge\_Part22-24-27(NTNV)(Subtest:10, Channel:19965, Bandwidth:3, Modulation:QPSK, RB Number: 15, RB Position:LOW)**

Start Frequency (MHz)	Stop Frequency (MHz)	RBW (MHz)	Detector	Frequency (MHz)	Power (dBm)	Limit (dBm)	Verdict	Sweep Point
1700	1708	1	RMS	1708	-24.92	-13	Pass	401
1708	1709	1	RMS	1709	-21.62	-13	Pass	2
1709	1710	0.03	RMS	1710	-29.03	-13	Pass	401
1710	1713	0.1	RMS	1710.27	8.18	30	Pass	401



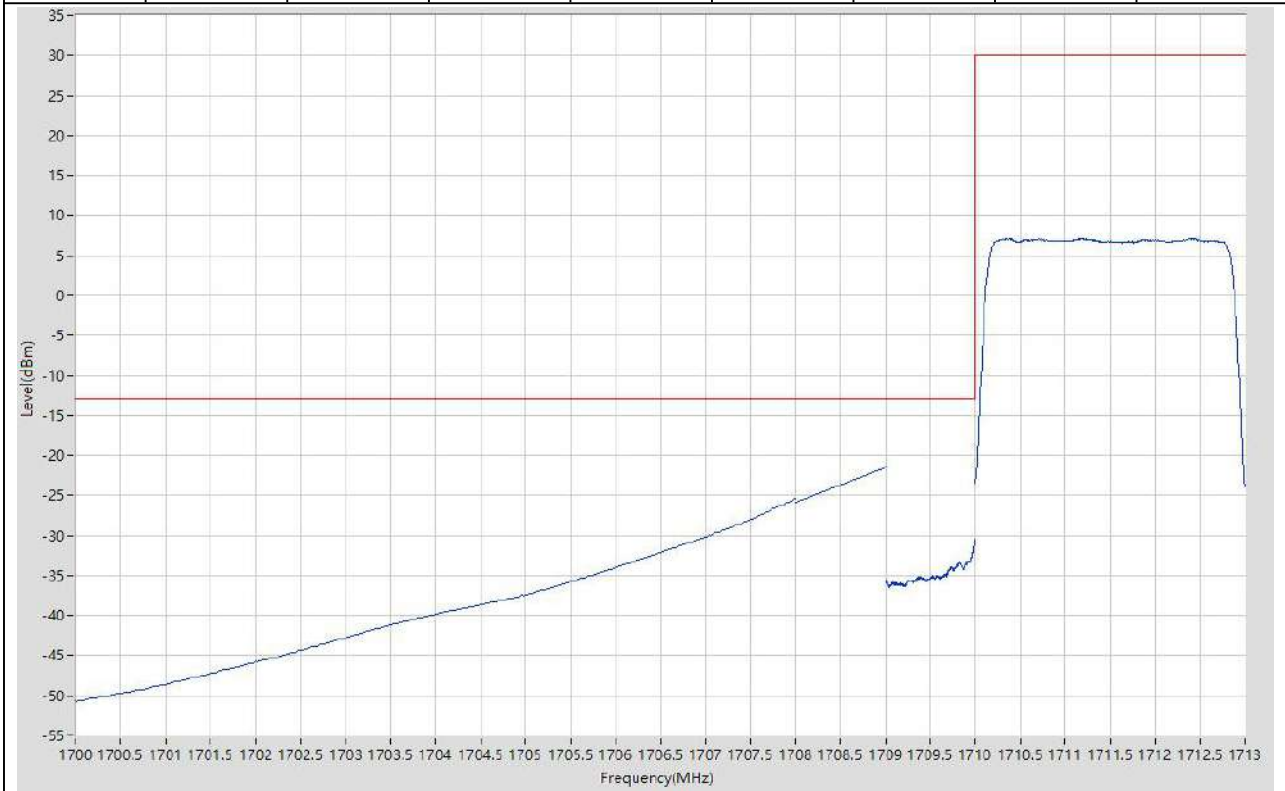
**9.11. LTE Band Edge\_Part22-24-27(NTNV)(Subtest:11, Channel:19965, Bandwidth:3, Modulation:Q16, RB Number: 1, RB Position:LOW)**

Start Frequency (MHz)	Stop Frequency (MHz)	RBW (MHz)	Detector	Frequency (MHz)	Power (dBm)	Limit (dBm)	Verdict	Sweep Point
1700	1708	1	RMS	1708	-41.71	-13	Pass	401
1708	1709	1	RMS	1709	-37.6	-13	Pass	2
1709	1710	0.03	RMS	1710	-19.26	-13	Pass	401
1710	1713	0.1	RMS	1710.248	19.58	30	Pass	401



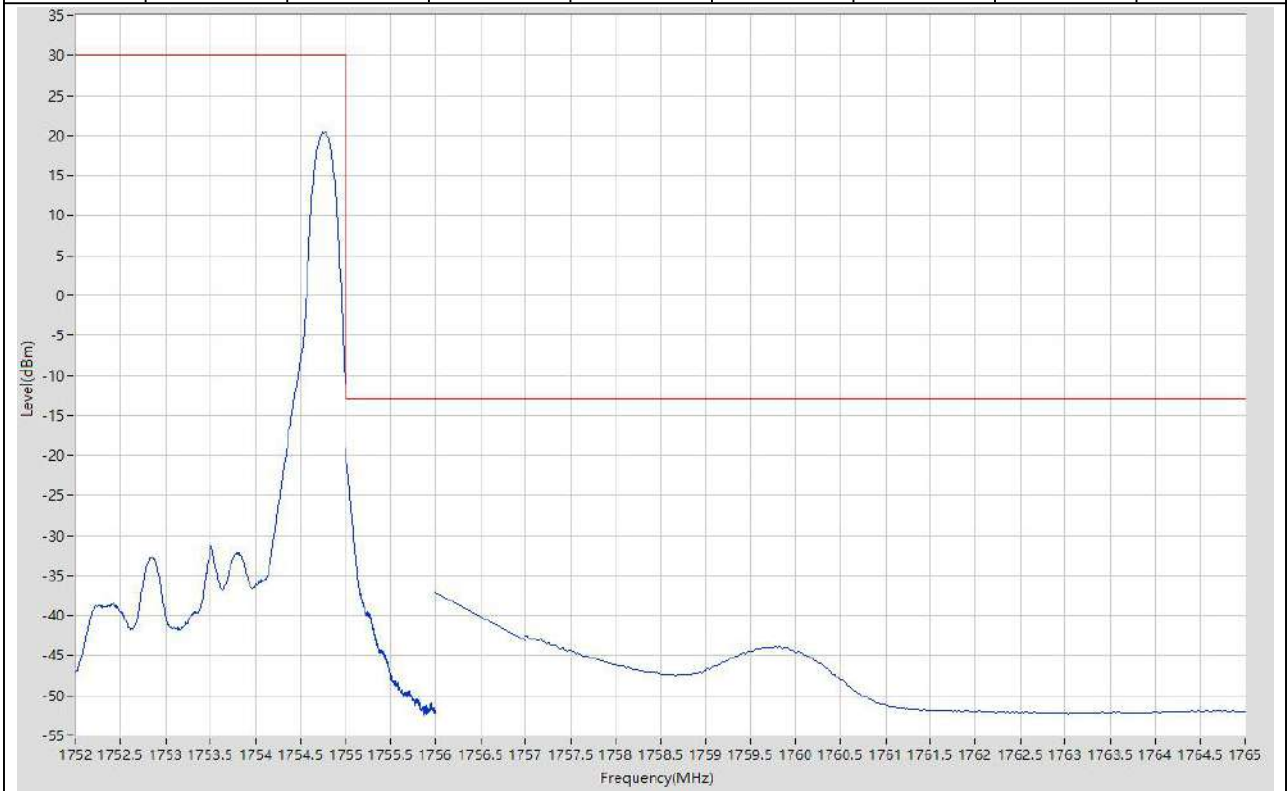
**9.12. LTE Band Edge\_Part22-24-27(NTNV)(Subtest:12, Channel:19965, Bandwidth:3, Modulation:Q16, RB Number: 15, RB Position:LOW)**

Start Frequency (MHz)	Stop Frequency (MHz)	RBW (MHz)	Detector	Frequency (MHz)	Power (dBm)	Limit (dBm)	Verdict	Sweep Point
1700	1708	1	RMS	1708	-25.43	-13	Pass	401
1708	1709	1	RMS	1709	-21.49	-13	Pass	2
1709	1710	0.03	RMS	1710	-30.55	-13	Pass	401
1710	1713	0.1	RMS	1710.375	7.1	30	Pass	401



**9.13. LTE Band Edge\_Part22-24-27(NTNV)(Subtest:13, Channel:20385, Bandwidth:3, Modulation:QPSK, RB Number: 1, RB Position:HIGH)**

Start Frequency (MHz)	Stop Frequency (MHz)	RBW (MHz)	Detector	Frequency (MHz)	Power (dBm)	Limit (dBm)	Verdict	Sweep Point
1752	1755	0.1	RMS	1754.768	20.42	30	Pass	401
1755	1756	0.03	RMS	1755	-19.14	-13	Pass	401
1756	1757	1	RMS	1756	-37.09	-13	Pass	2
1757	1765	1	RMS	1757	-42.56	-13	Pass	401



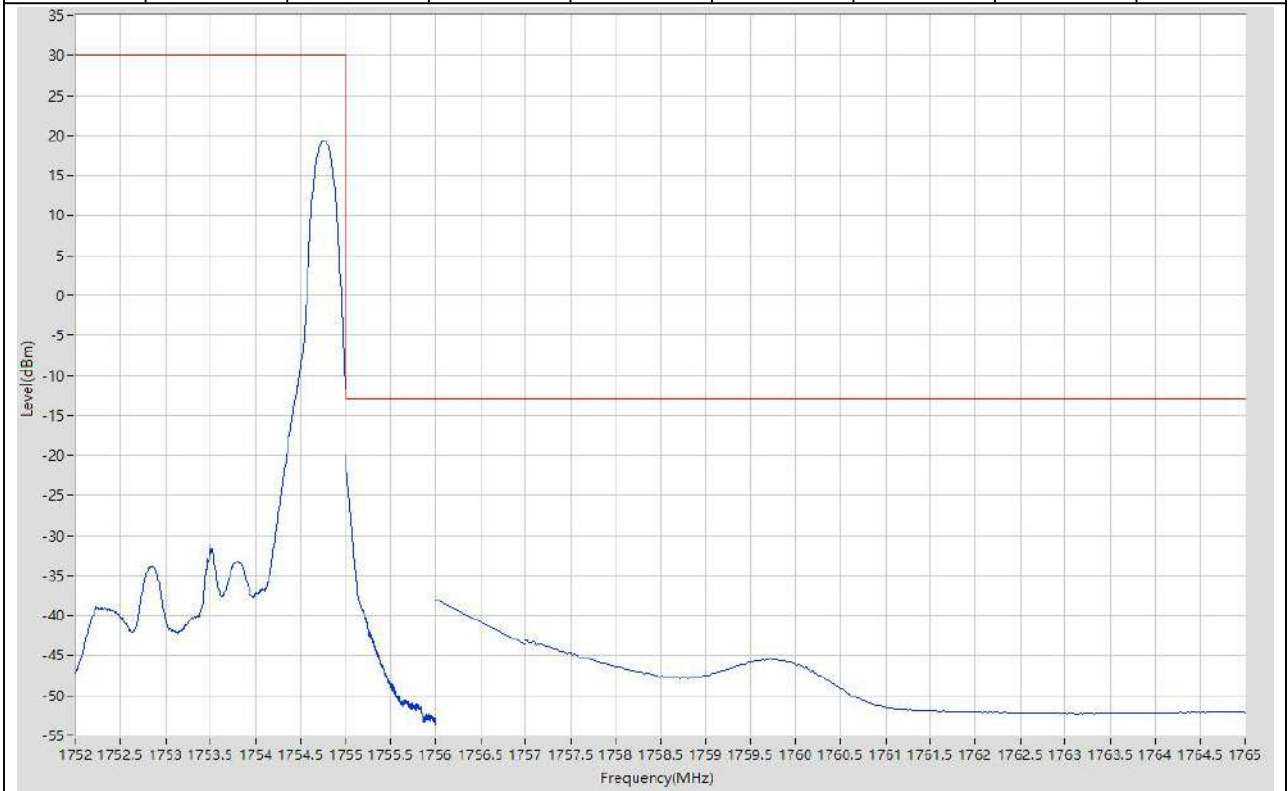
**9.14. LTE Band Edge\_Part22-24-27(NTNV)(Subtest:14, Channel:20385, Bandwidth:3, Modulation:QPSK, RB Number: 15, RB Position:HIGH)**

Start Frequency (MHz)	Stop Frequency (MHz)	RBW (MHz)	Detector	Frequency (MHz)	Power (dBm)	Limit (dBm)	Verdict	Sweep Point
1752	1755	0.1	RMS	1753.088	8.08	30	Pass	401
1755	1756	0.03	RMS	1755	-29.42	-13	Pass	401
1756	1757	1	RMS	1756	-21.09	-13	Pass	2
1757	1765	1	RMS	1757	-25.68	-13	Pass	401



**9.15. LTE Band Edge\_Part22-24-27(NTNV)(Subtest:15, Channel:20385, Bandwidth:3, Modulation:Q16, RB Number: 1, RB Position:HIGH)**

Start Frequency (MHz)	Stop Frequency (MHz)	RBW (MHz)	Detector	Frequency (MHz)	Power (dBm)	Limit (dBm)	Verdict	Sweep Point
1752	1755	0.1	RMS	1754.76	19.4	30	Pass	401
1755	1756	0.03	RMS	1755	-19.92	-13	Pass	401
1756	1757	1	RMS	1756	-37.99	-13	Pass	2
1757	1765	1	RMS	1757	-43.09	-13	Pass	401



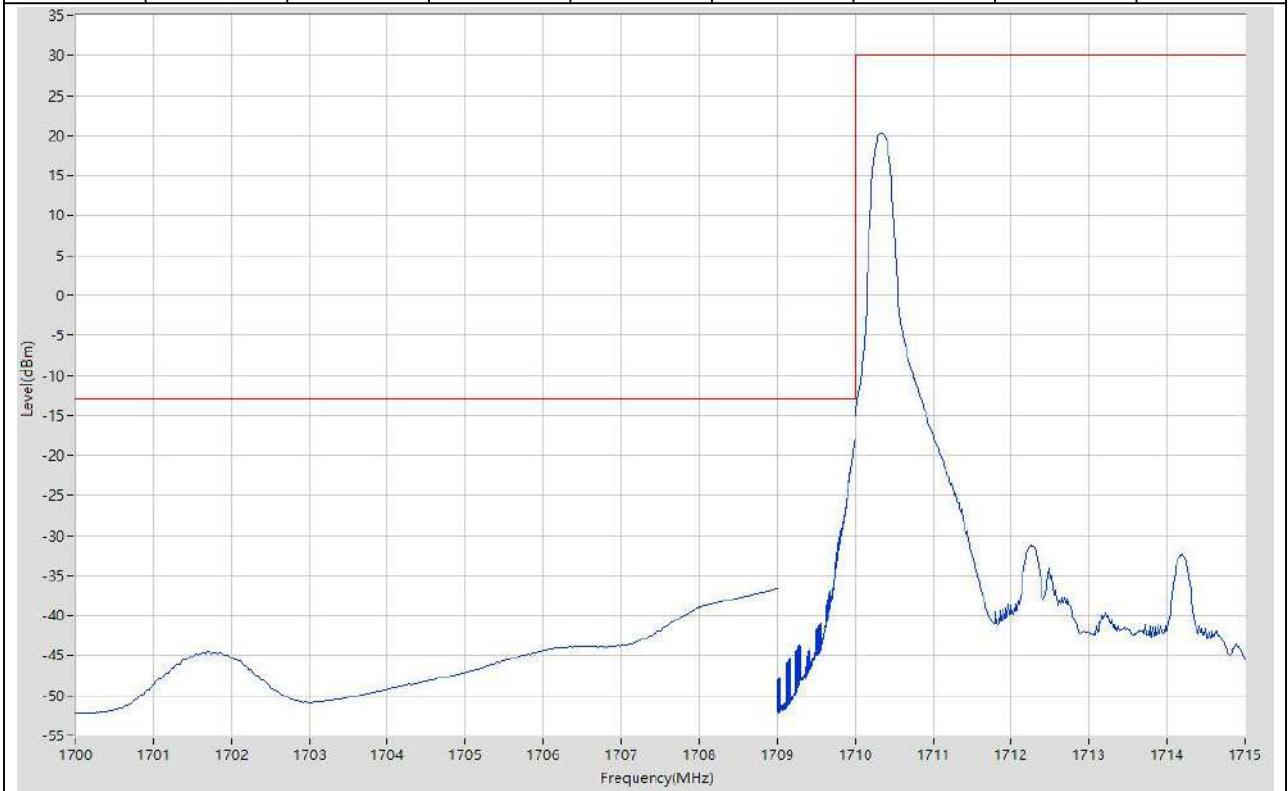
**9.16. LTE Band Edge\_Part22-24-27(NTNV)(Subtest:16, Channel:20385, Bandwidth:3, Modulation:Q16, RB Number: 15, RB Position:HIGH)**

Start Frequency (MHz)	Stop Frequency (MHz)	RBW (MHz)	Detector	Frequency (MHz)	Power (dBm)	Limit (dBm)	Verdict	Sweep Point
1752	1755	0.1	RMS	1754.7	6.98	30	Pass	401
1755	1756	0.03	RMS	1755	-30.6	-13	Pass	401
1756	1757	1	RMS	1756	-21.69	-13	Pass	2
1757	1765	1	RMS	1757	-26.51	-13	Pass	401



**9.17. LTE Band Edge\_Part22-24-27(NTNV)(Subtest:17, Channel:19975, Bandwidth:5, Modulation:QPSK, RB Number: 1, RB Position:LOW)**

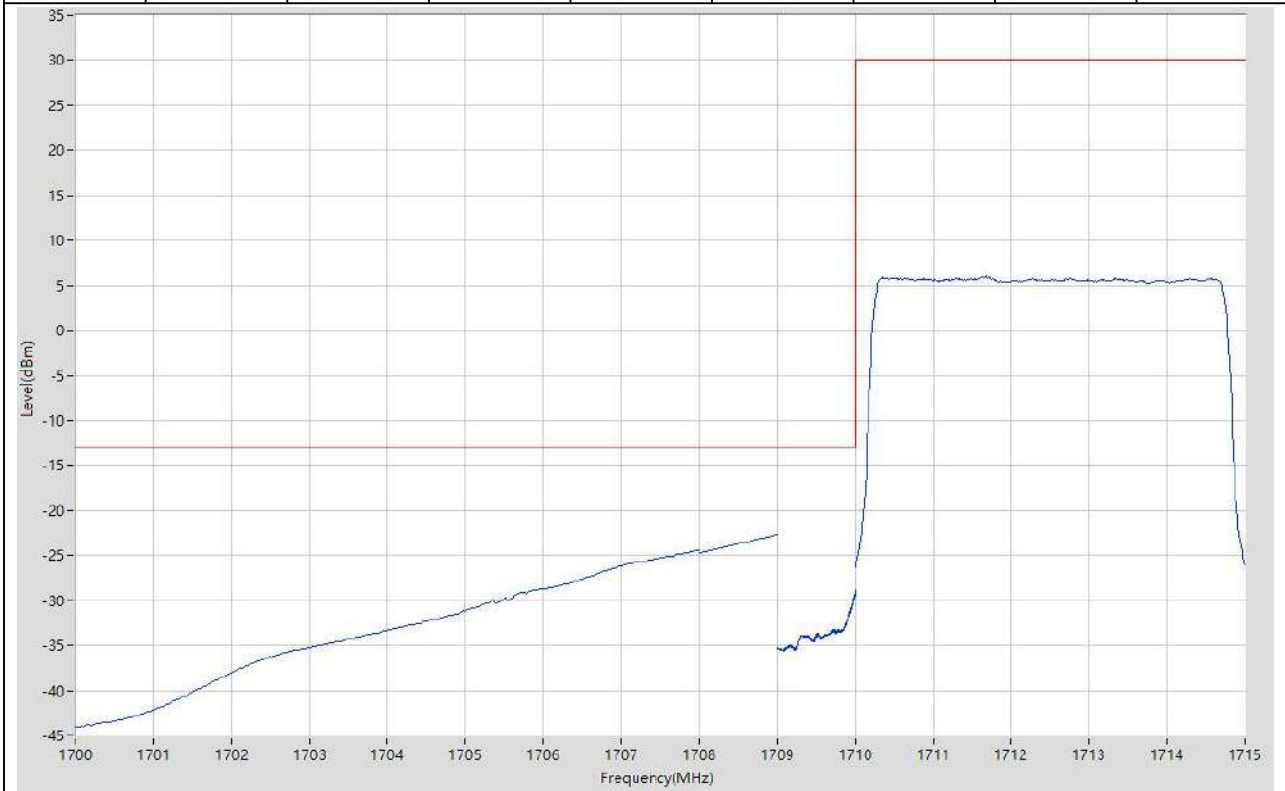
Start Frequency (MHz)	Stop Frequency (MHz)	RBW (MHz)	Detector	Frequency (MHz)	Power (dBm)	Limit (dBm)	Verdict	Sweep Point
1700	1708	1	RMS	1708	-39.04	-13	Pass	401
1708	1709	1	RMS	1709	-36.64	-13	Pass	2
1709	1710	0.051	RMS	1710	-17.98	-13	Pass	401
1710	1715	0.1	RMS	1710.338	20.33	30	Pass	401





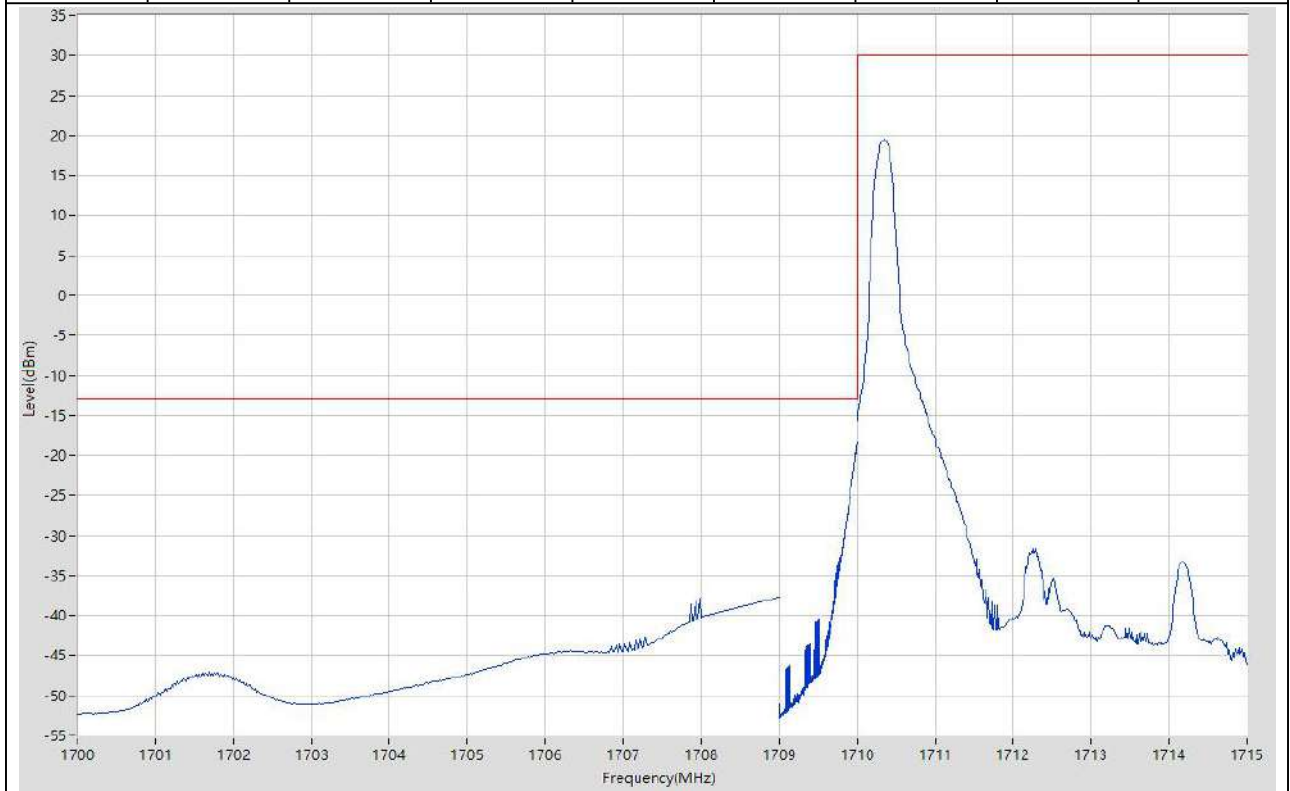
**9.18. LTE Band Edge\_Part22-24-27(NTNV)(Subtest:18, Channel:19975, Bandwidth:5, Modulation:QPSK, RB Number: 25, RB Position:LOW)**

Start Frequency (MHz)	Stop Frequency (MHz)	RBW (MHz)	Detector	Frequency (MHz)	Power (dBm)	Limit (dBm)	Verdict	Sweep Point
1700	1708	1	RMS	1707.98	-24.41	-13	Pass	401
1708	1709	1	RMS	1709	-22.66	-13	Pass	2
1709	1710	0.051	RMS	1710	-28.87	-13	Pass	401
1710	1715	0.1	RMS	1711.688	5.95	30	Pass	401



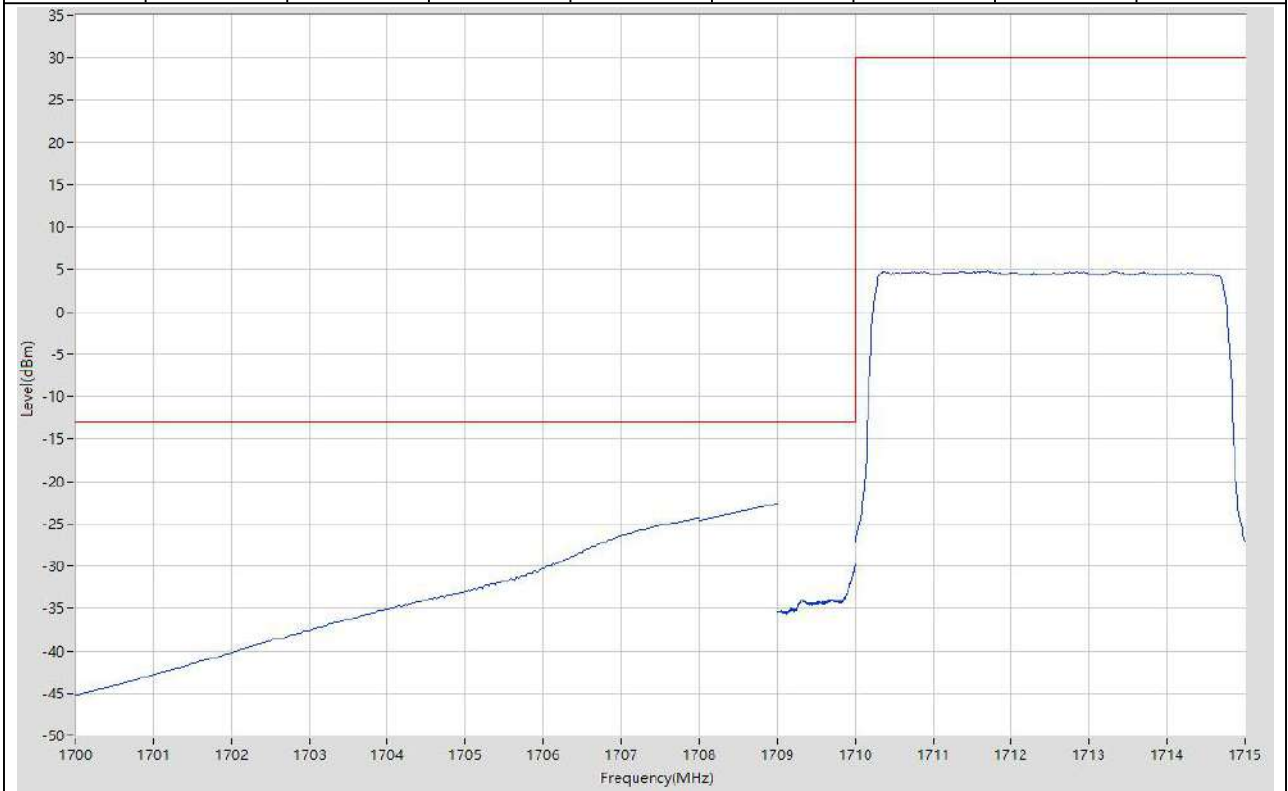
**9.19. LTE Band Edge\_Part22-24-27(NTNV)(Subtest:19, Channel:19975, Bandwidth:5, Modulation:Q16, RB Number: 1, RB Position:LOW)**

Start Frequency (MHz)	Stop Frequency (MHz)	RBW (MHz)	Detector	Frequency (MHz)	Power (dBm)	Limit (dBm)	Verdict	Sweep Point
1700	1708	1	RMS	1707.98	-37.9	-13	Pass	401
1708	1709	1	RMS	1709	-37.79	-13	Pass	2
1709	1710	0.051	RMS	1709.998	-18.41	-13	Pass	401
1710	1715	0.1	RMS	1710.35	19.5	30	Pass	401



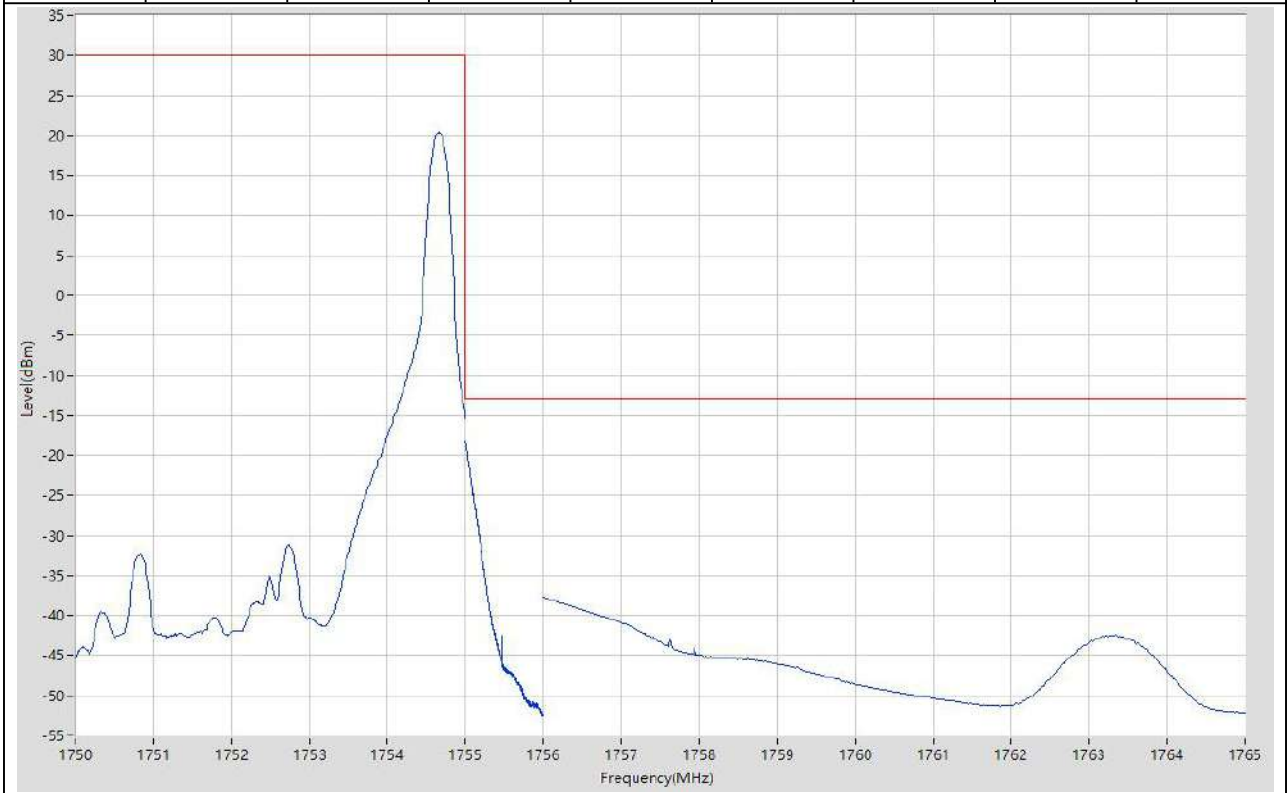
**9.20. LTE Band Edge\_Part22-24-27(NTNV)(Subtest:20, Channel:19975, Bandwidth:5, Modulation:Q16, RB Number: 25, RB Position:LOW)**

Start Frequency (MHz)	Stop Frequency (MHz)	RBW (MHz)	Detector	Frequency (MHz)	Power (dBm)	Limit (dBm)	Verdict	Sweep Point
1700	1708	1	RMS	1708	-24.28	-13	Pass	401
1708	1709	1	RMS	1709	-22.68	-13	Pass	2
1709	1710	0.051	RMS	1710	-29.86	-13	Pass	401
1710	1715	0.1	RMS	1711.7	4.85	30	Pass	401



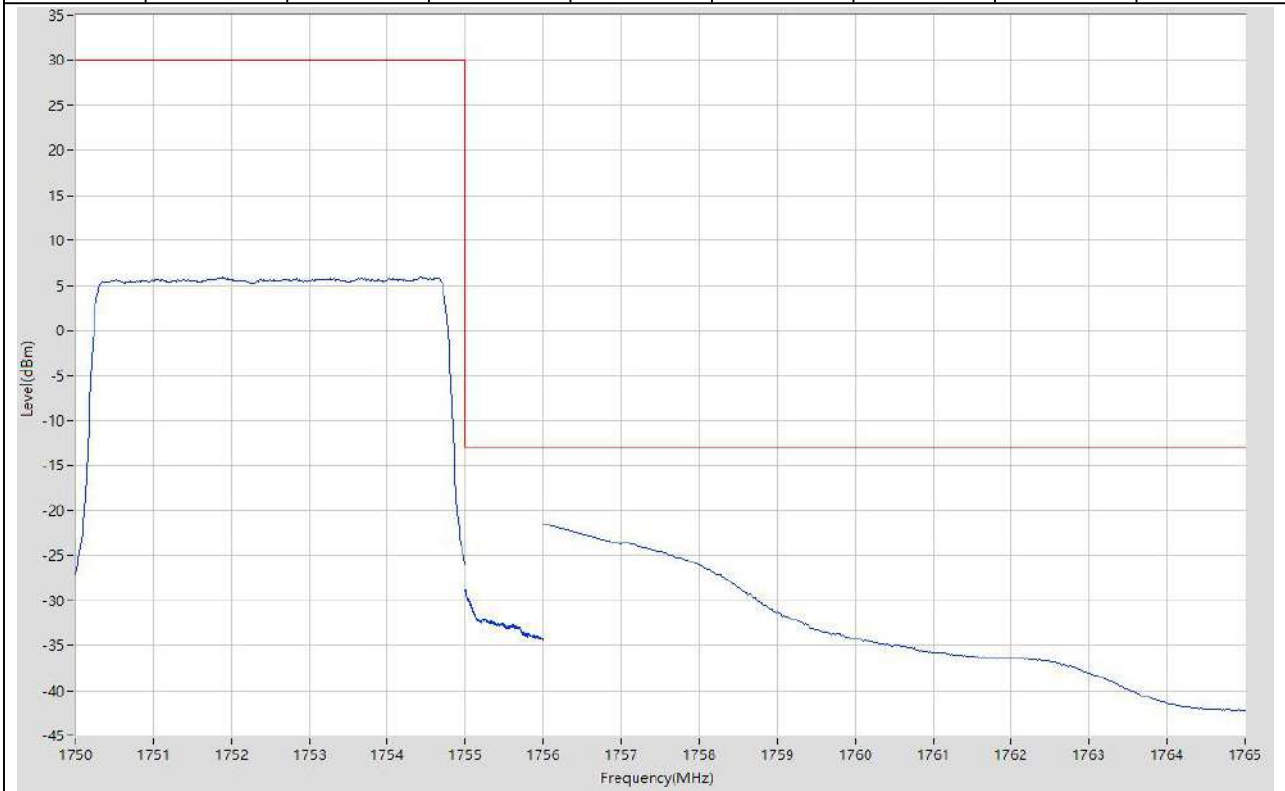
**9.21. LTE Band Edge\_Part22-24-27(NTNV)(Subtest:21, Channel:20375, Bandwidth:5, Modulation:QPSK, RB Number: 1, RB Position:HIGH)**

Start Frequency (MHz)	Stop Frequency (MHz)	RBW (MHz)	Detector	Frequency (MHz)	Power (dBm)	Limit (dBm)	Verdict	Sweep Point
1750	1755	0.1	RMS	1754.65	20.36	30	Pass	401
1755	1756	0.051	RMS	1755	-18.22	-13	Pass	401
1756	1757	1	RMS	1756	-37.78	-13	Pass	2
1757	1765	1	RMS	1757	-40.84	-13	Pass	401



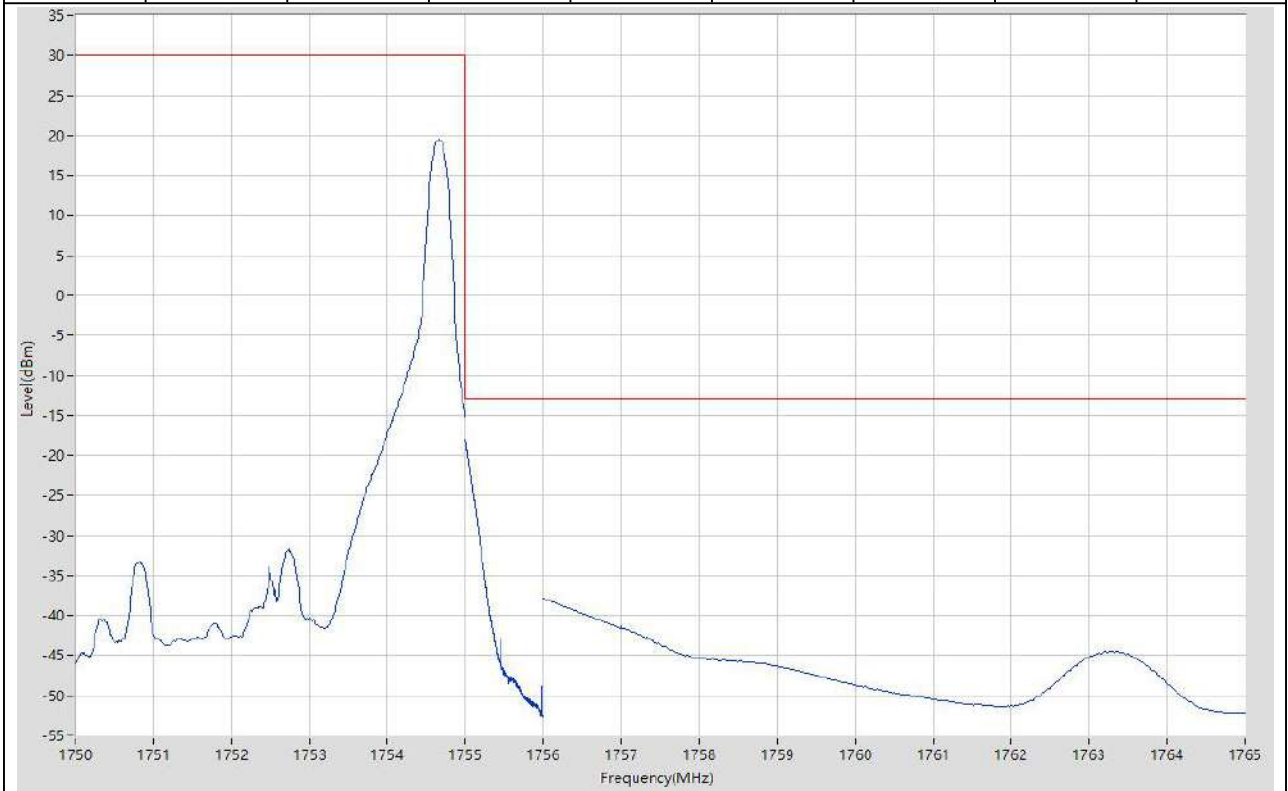
**9.22. LTE Band Edge\_Part22-24-27(NTNV)(Subtest:22, Channel:20375, Bandwidth:5, Modulation:QPSK, RB Number: 25, RB Position:HIGH)**

Start Frequency (MHz)	Stop Frequency (MHz)	RBW (MHz)	Detector	Frequency (MHz)	Power (dBm)	Limit (dBm)	Verdict	Sweep Point
1750	1755	0.1	RMS	1754.425	5.84	30	Pass	401
1755	1756	0.051	RMS	1755.005	-28.85	-13	Pass	401
1756	1757	1	RMS	1756	-21.45	-13	Pass	2
1757	1765	1	RMS	1757	-23.45	-13	Pass	401



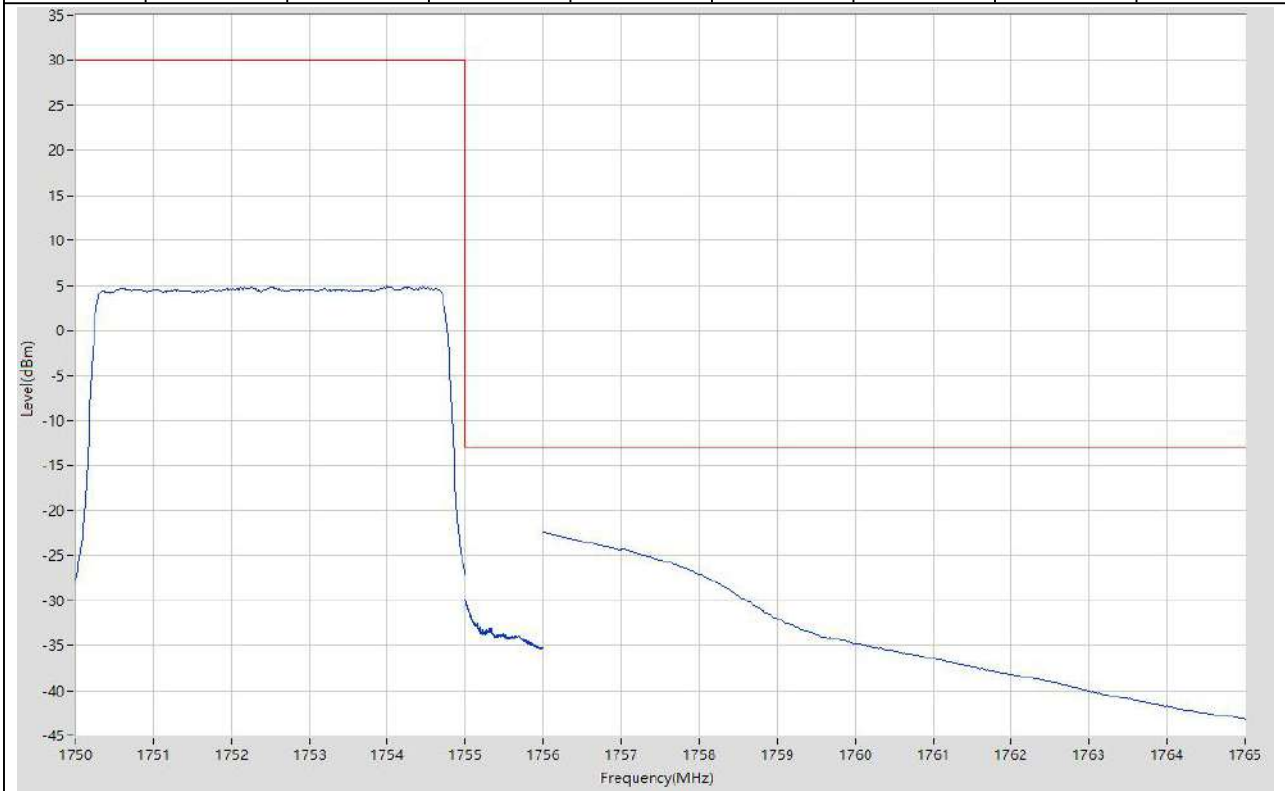
**9.23. LTE Band Edge\_Part22-24-27(NTNV)(Subtest:23, Channel:20375, Bandwidth:5, Modulation:Q16, RB Number: 1, RB Position:HIGH)**

Start Frequency (MHz)	Stop Frequency (MHz)	RBW (MHz)	Detector	Frequency (MHz)	Power (dBm)	Limit (dBm)	Verdict	Sweep Point
1750	1755	0.1	RMS	1754.65	19.47	30	Pass	401
1755	1756	0.051	RMS	1755	-18.06	-13	Pass	401
1756	1757	1	RMS	1756	-37.92	-13	Pass	2
1757	1765	1	RMS	1757	-41.4	-13	Pass	401



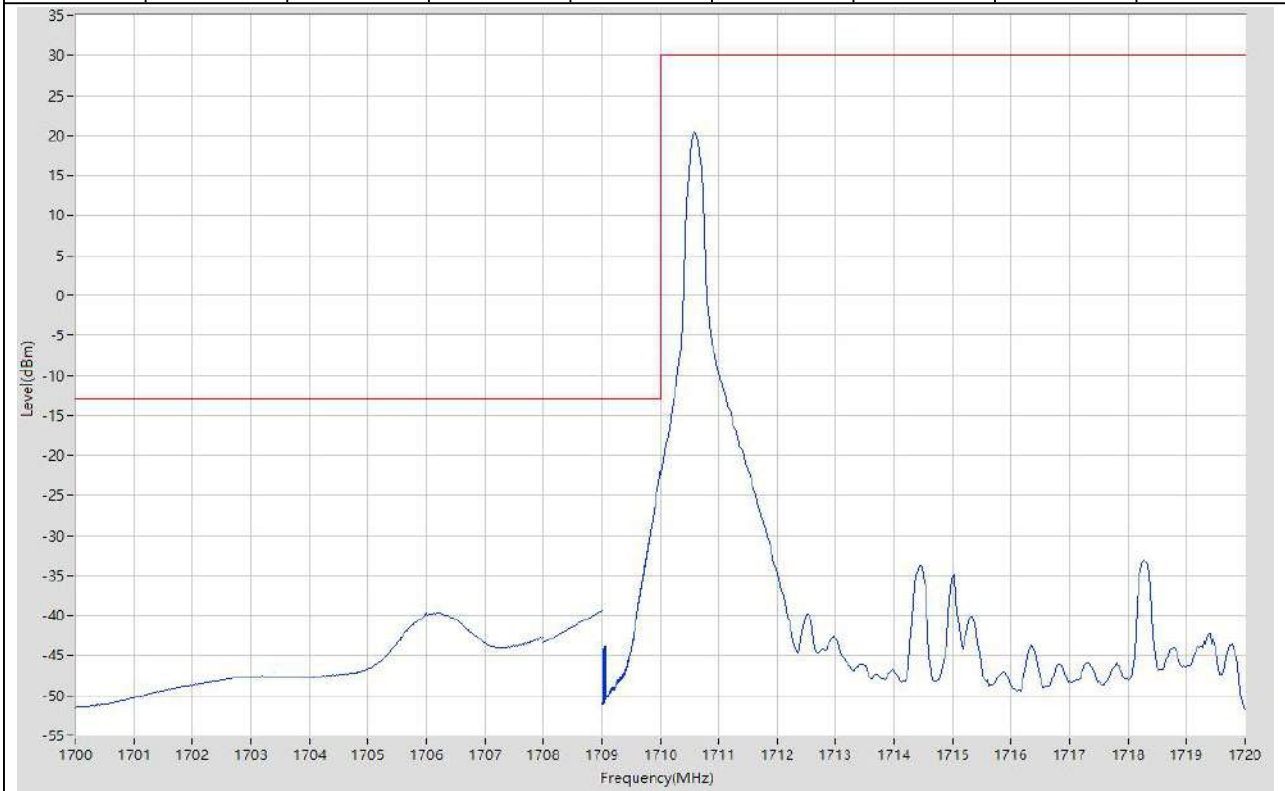
**9.24. LTE Band Edge\_Part22-24-27(NTNV)(Subtest:24, Channel:20375, Bandwidth:5, Modulation:Q16, RB Number: 25, RB Position:HIGH)**

Start Frequency (MHz)	Stop Frequency (MHz)	RBW (MHz)	Detector	Frequency (MHz)	Power (dBm)	Limit (dBm)	Verdict	Sweep Point
1750	1755	0.1	RMS	1754.463	4.9	30	Pass	401
1755	1756	0.051	RMS	1755	-29.97	-13	Pass	401
1756	1757	1	RMS	1756	-22.37	-13	Pass	2
1757	1765	1	RMS	1757	-24.24	-13	Pass	401



**9.25. LTE Band Edge\_Part22-24-27(NTNV)(Subtest:25, Channel:20000, Bandwidth:10, Modulation:QPSK, RB Number: 1, RB Position:LOW)**

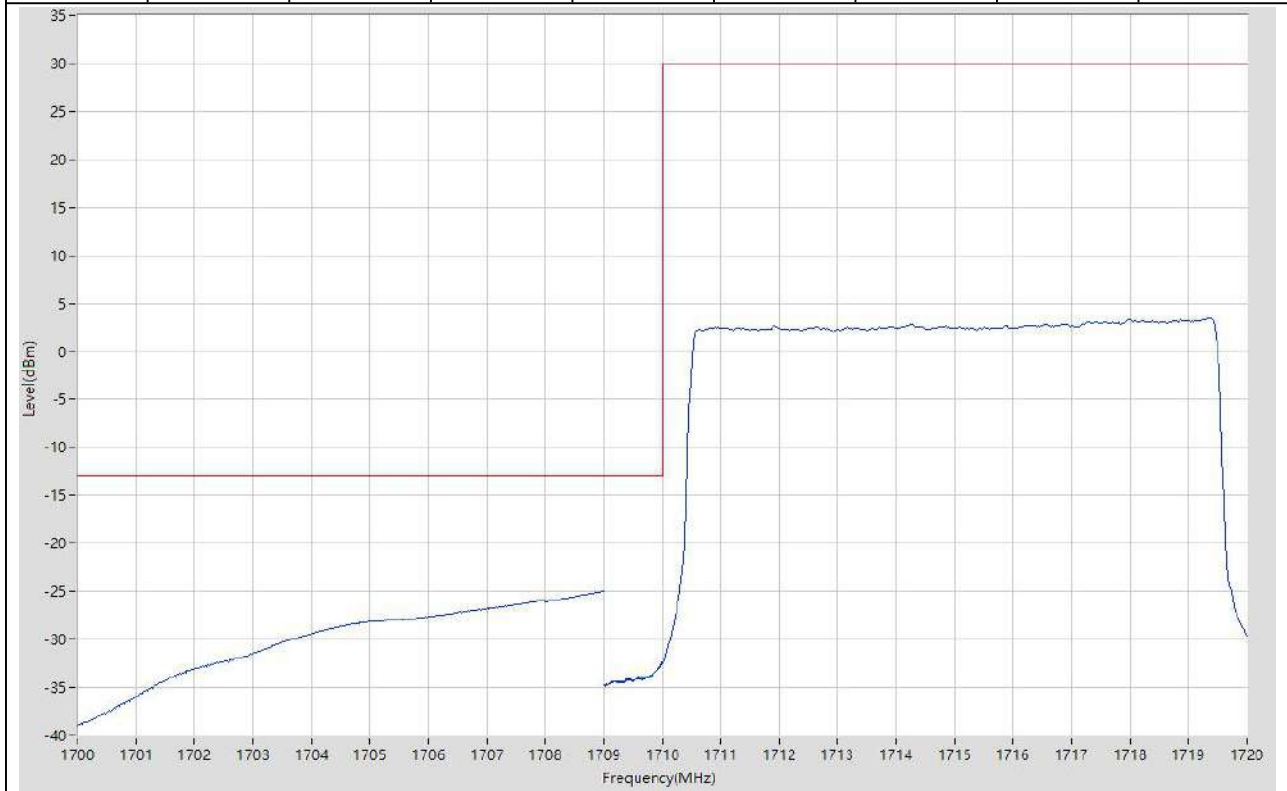
Start Frequency (MHz)	Stop Frequency (MHz)	RBW (MHz)	Detector	Frequency (MHz)	Power (dBm)	Limit (dBm)	Verdict	Sweep Point
1700	1708	1	RMS	1706	-39.62	-13	Pass	401
1708	1709	1	RMS	1709	-39.43	-13	Pass	2
1709	1710	0.1	RMS	1710	-21.93	-13	Pass	401
1710	1720	0.1	RMS	1710.575	20.44	30	Pass	401





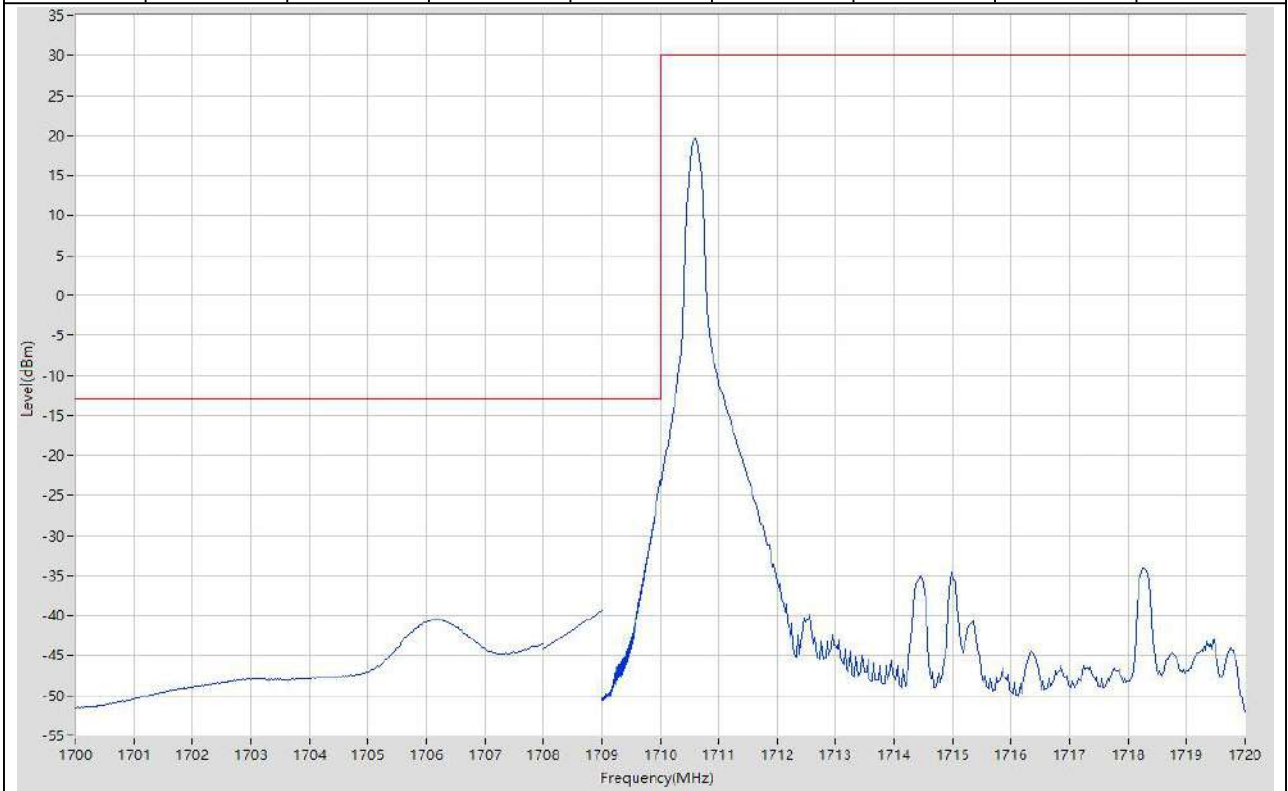
**9.26. LTE Band Edge\_Part22-24-27(NTNV)(Subtest:26, Channel:20000, Bandwidth:10, Modulation:QPSK, RB Number: 50, RB Position:LOW)**

Start Frequency (MHz)	Stop Frequency (MHz)	RBW (MHz)	Detector	Frequency (MHz)	Power (dBm)	Limit (dBm)	Verdict	Sweep Point
1700	1708	1	RMS	1708	-25.89	-13	Pass	401
1708	1709	1	RMS	1709	-24.95	-13	Pass	2
1709	1710	0.1	RMS	1710	-32.31	-13	Pass	401
1710	1720	0.1	RMS	1719.35	3.47	30	Pass	401



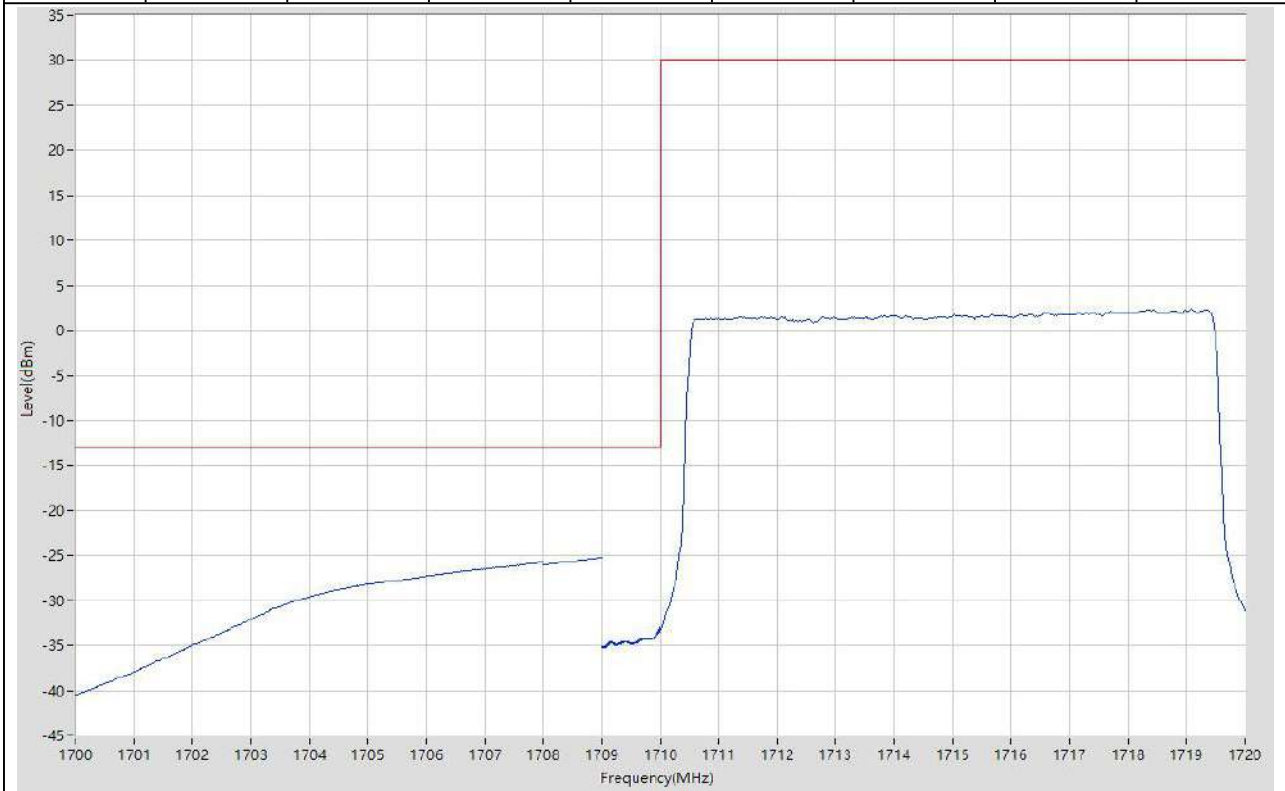
**9.27. LTE Band Edge\_Part22-24-27(NTNV)(Subtest:27, Channel:20000, Bandwidth:10, Modulation:Q16, RB Number: 1, RB Position:LOW)**

Start Frequency (MHz)	Stop Frequency (MHz)	RBW (MHz)	Detector	Frequency (MHz)	Power (dBm)	Limit (dBm)	Verdict	Sweep Point
1700	1708	1	RMS	1706.2	-40.48	-13	Pass	401
1708	1709	1	RMS	1709	-39.41	-13	Pass	2
1709	1710	0.1	RMS	1710	-23.03	-13	Pass	401
1710	1720	0.1	RMS	1710.6	19.6	30	Pass	401



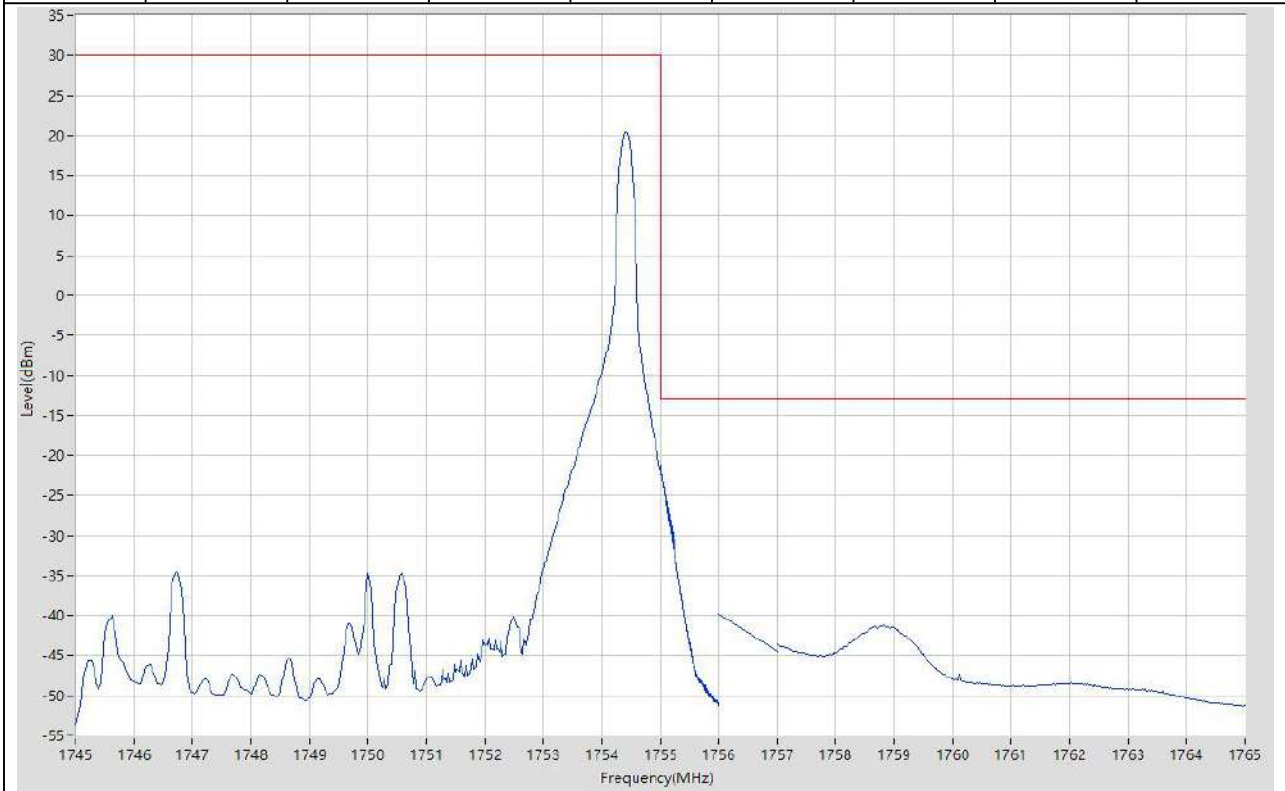
**9.28. LTE Band Edge\_Part22-24-27(NTNV)(Subtest:28, Channel:20000, Bandwidth:10, Modulation:Q16, RB Number: 50, RB Position:LOW)**

Start Frequency (MHz)	Stop Frequency (MHz)	RBW (MHz)	Detector	Frequency (MHz)	Power (dBm)	Limit (dBm)	Verdict	Sweep Point
1700	1708	1	RMS	1707.98	-25.76	-13	Pass	401
1708	1709	1	RMS	1709	-25.3	-13	Pass	2
1709	1710	0.1	RMS	1709.995	-33	-13	Pass	401
1710	1720	0.1	RMS	1719.075	2.35	30	Pass	401



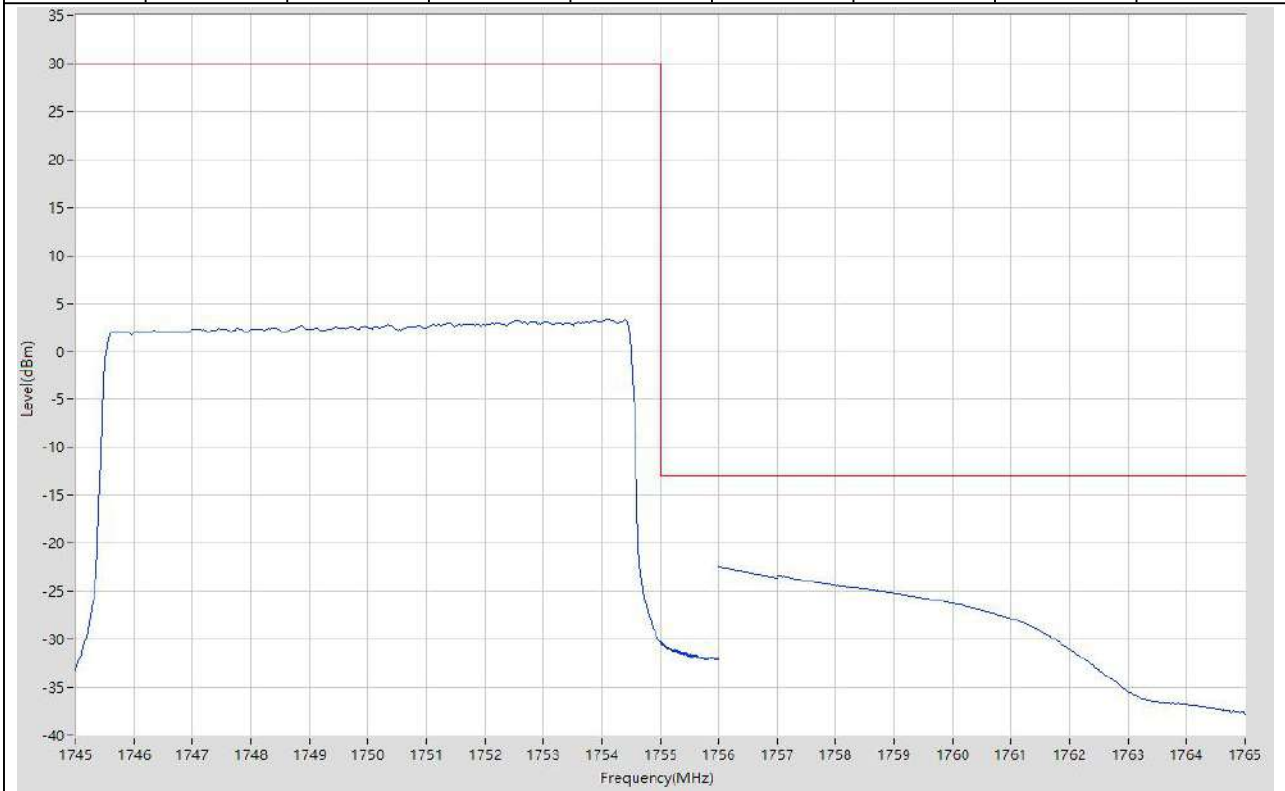
**9.29. LTE Band Edge\_Part22-24-27(NTNV)(Subtest:29, Channel:20350, Bandwidth:10, Modulation:QPSK, RB Number: 1, RB Position:HIGH)**

Start Frequency (MHz)	Stop Frequency (MHz)	RBW (MHz)	Detector	Frequency (MHz)	Power (dBm)	Limit (dBm)	Verdict	Sweep Point
1745	1755	0.1	RMS	1754.4	20.35	30	Pass	401
1755	1756	0.1	RMS	1755	-21.19	-13	Pass	401
1756	1757	1	RMS	1756	-39.77	-13	Pass	2
1757	1765	1	RMS	1758.82	-41.24	-13	Pass	401



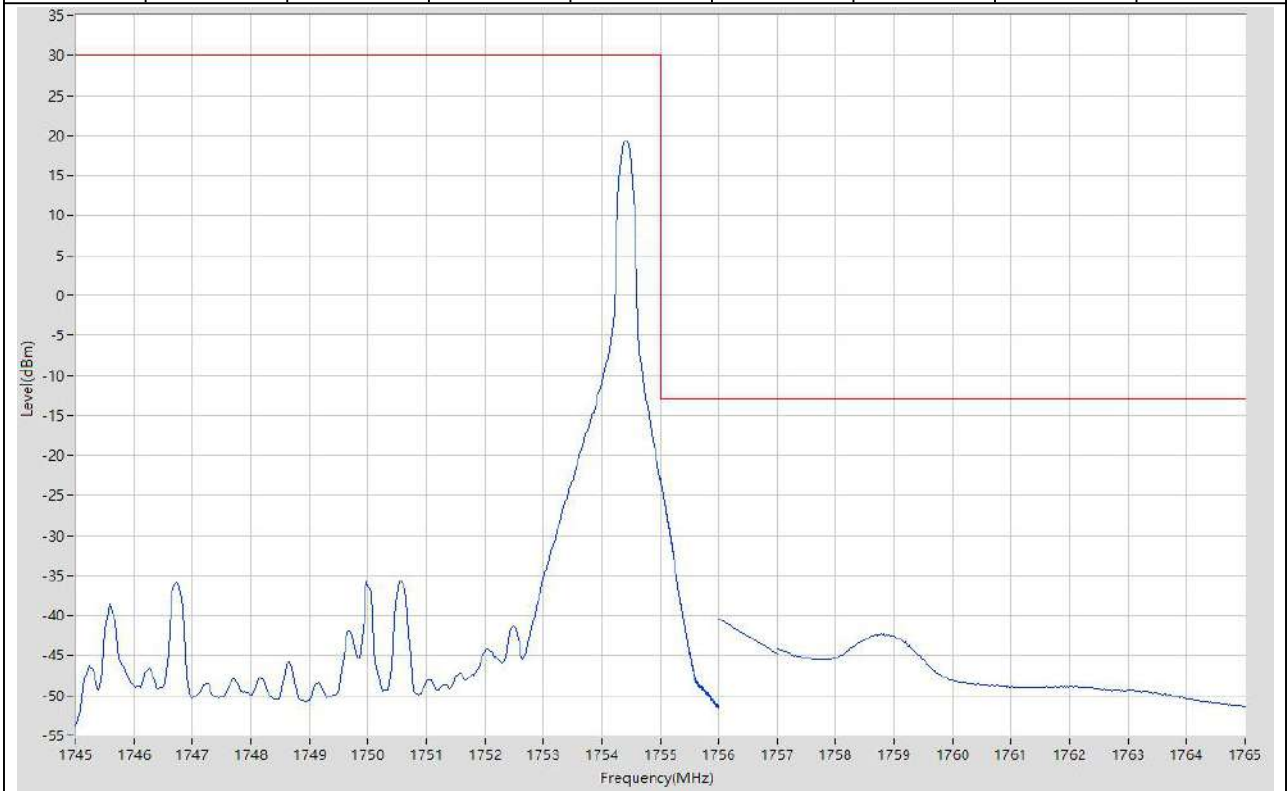
**9.30. LTE Band Edge\_Part22-24-27(NTNV)(Subtest:30, Channel:20350, Bandwidth:10, Modulation:QPSK, RB Number: 50, RB Position:HIGH)**

Start Frequency (MHz)	Stop Frequency (MHz)	RBW (MHz)	Detector	Frequency (MHz)	Power (dBm)	Limit (dBm)	Verdict	Sweep Point
1745	1755	0.1	RMS	1754.075	3.33	30	Pass	401
1755	1756	0.1	RMS	1755.005	-30.23	-13	Pass	401
1756	1757	1	RMS	1756	-22.45	-13	Pass	2
1757	1765	1	RMS	1757.02	-23.3	-13	Pass	401



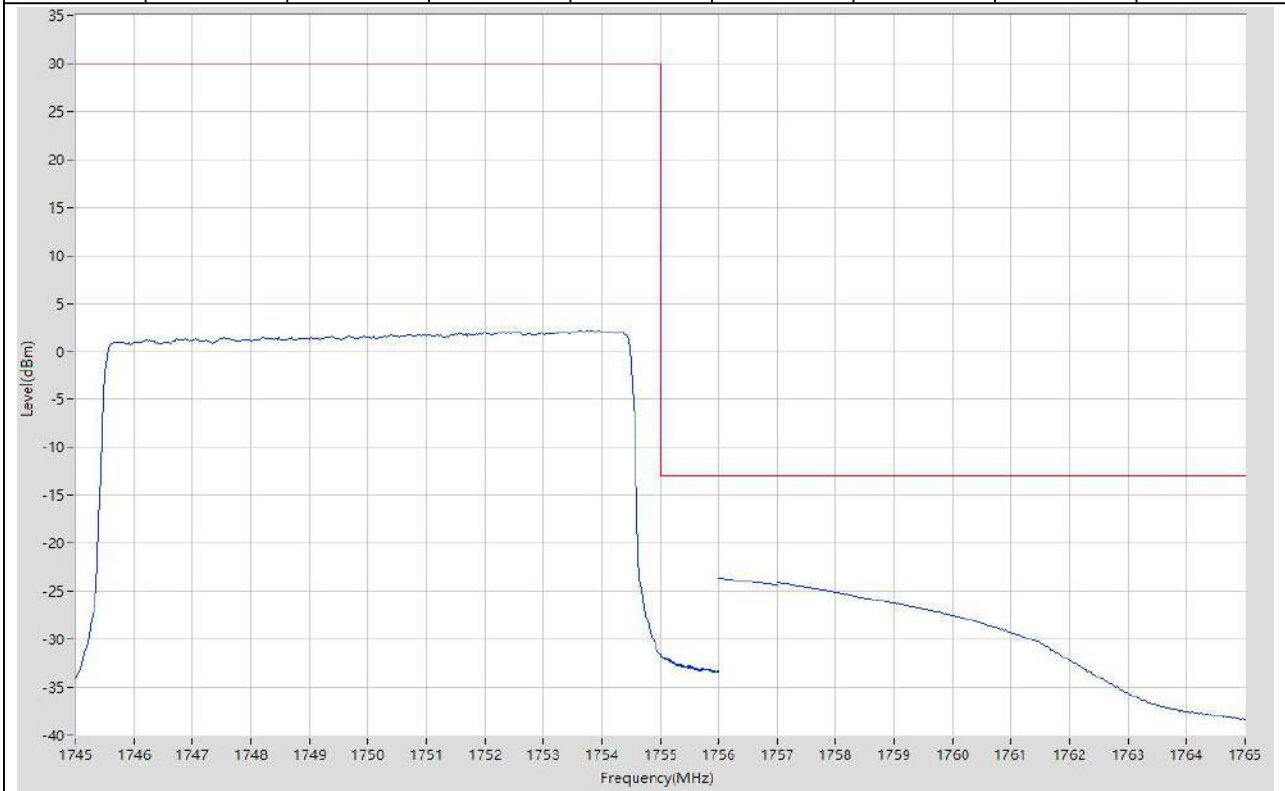
**9.31. LTE Band Edge\_Part22-24-27(NTNV)(Subtest:31, Channel:20350, Bandwidth:10, Modulation:Q16, RB Number: 1, RB Position:HIGH)**

Start Frequency (MHz)	Stop Frequency (MHz)	RBW (MHz)	Detector	Frequency (MHz)	Power (dBm)	Limit (dBm)	Verdict	Sweep Point
1745	1755	0.1	RMS	1754.425	19.29	30	Pass	401
1755	1756	0.1	RMS	1755	-22.78	-13	Pass	401
1756	1757	1	RMS	1756	-40.41	-13	Pass	2
1757	1765	1	RMS	1758.78	-42.27	-13	Pass	401



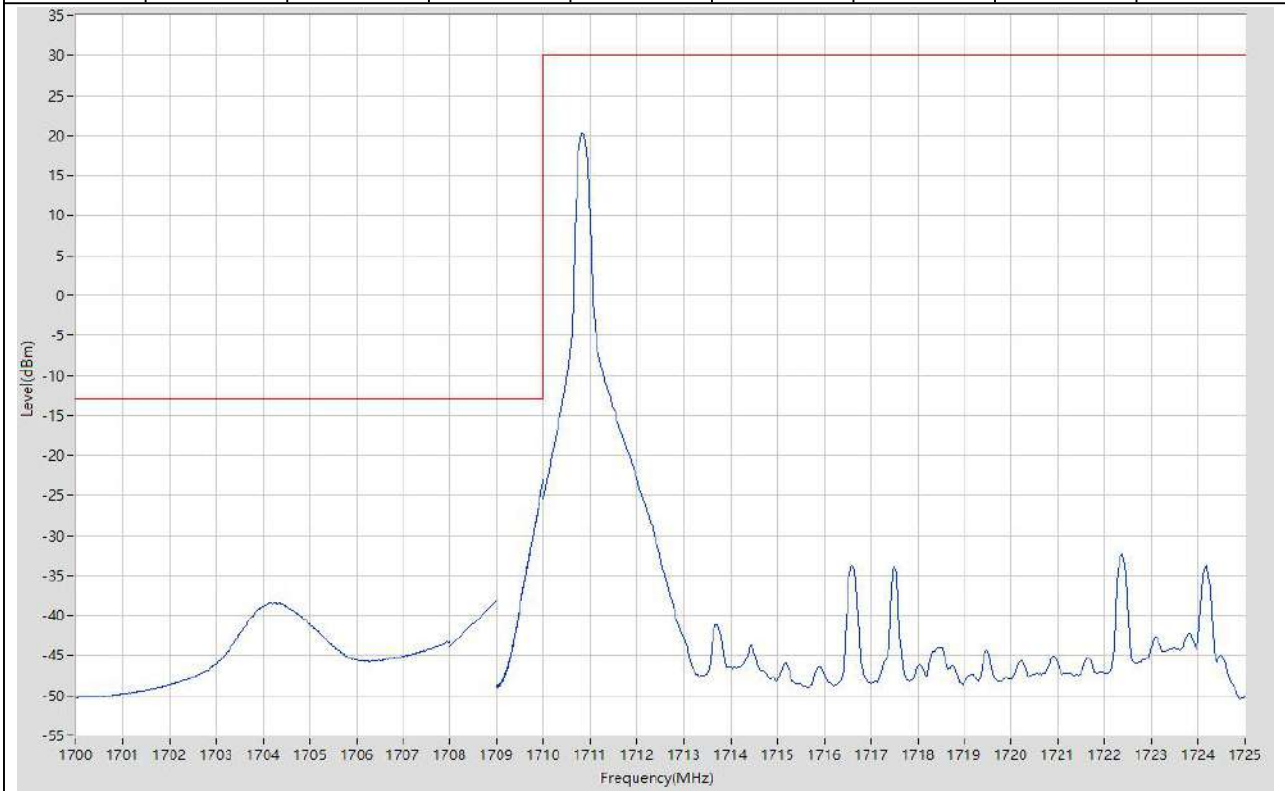
**9.32. LTE Band Edge\_Part22-24-27(NTNV)(Subtest:32, Channel:20350, Bandwidth:10, Modulation:Q16, RB Number: 50, RB Position:HIGH)**

Start Frequency (MHz)	Stop Frequency (MHz)	RBW (MHz)	Detector	Frequency (MHz)	Power (dBm)	Limit (dBm)	Verdict	Sweep Point
1745	1755	0.1	RMS	1753.8	2.25	30	Pass	401
1755	1756	0.1	RMS	1755.003	-31.54	-13	Pass	401
1756	1757	1	RMS	1756	-23.55	-13	Pass	2
1757	1765	1	RMS	1757	-24.11	-13	Pass	401



**9.33. LTE Band Edge\_Part22-24-27(NTNV)(Subtest:33, Channel:20025, Bandwidth:15, Modulation:QPSK, RB Number: 1, RB Position:LOW)**

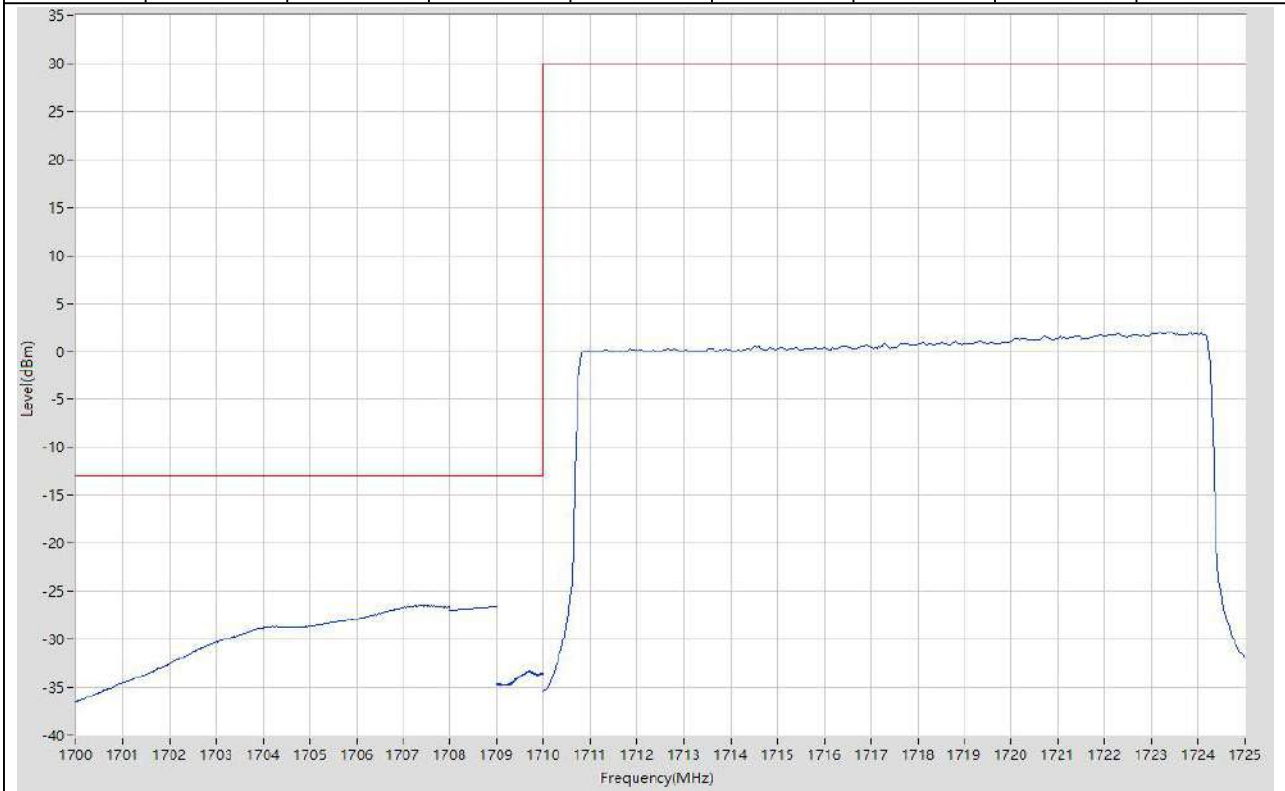
Start Frequency (MHz)	Stop Frequency (MHz)	RBW (MHz)	Detector	Frequency (MHz)	Power (dBm)	Limit (dBm)	Verdict	Sweep Point
1700	1708	1	RMS	1704.14	-38.45	-13	Pass	401
1708	1709	1	RMS	1709	-38.16	-13	Pass	2
1709	1710	0.15	RMS	1709.998	-22.98	-13	Pass	401
1710	1725	0.1	RMS	1710.825	20.24	30	Pass	401





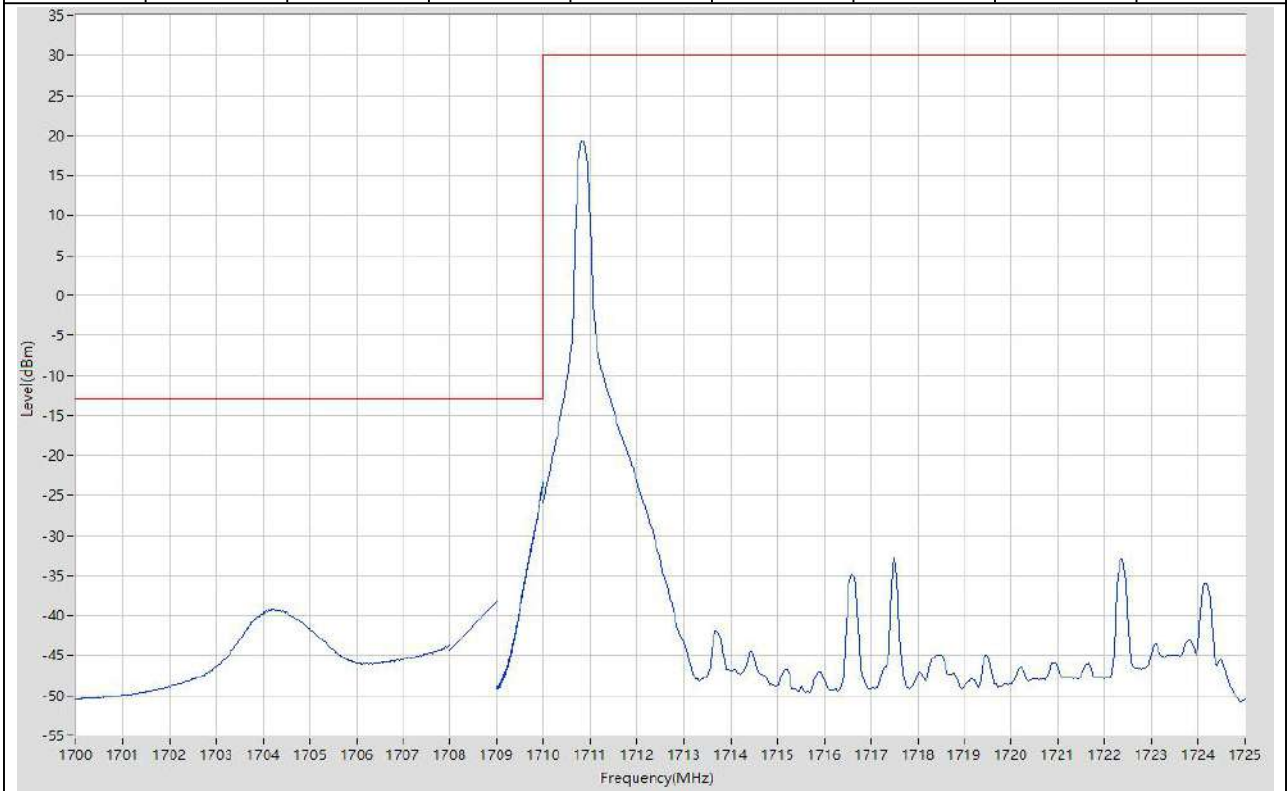
**9.34. LTE Band Edge\_Part22-24-27(NTNV)(Subtest:34, Channel:20025, Bandwidth:15, Modulation:QPSK, RB Number: 75, RB Position:LOW)**

Start Frequency (MHz)	Stop Frequency (MHz)	RBW (MHz)	Detector	Frequency (MHz)	Power (dBm)	Limit (dBm)	Verdict	Sweep Point
1700	1708	1	RMS	1707.34	-26.49	-13	Pass	401
1708	1709	1	RMS	1709	-26.57	-13	Pass	2
1709	1710	0.15	RMS	1709.685	-33.26	-13	Pass	401
1710	1725	0.1	RMS	1723.388	1.97	30	Pass	401



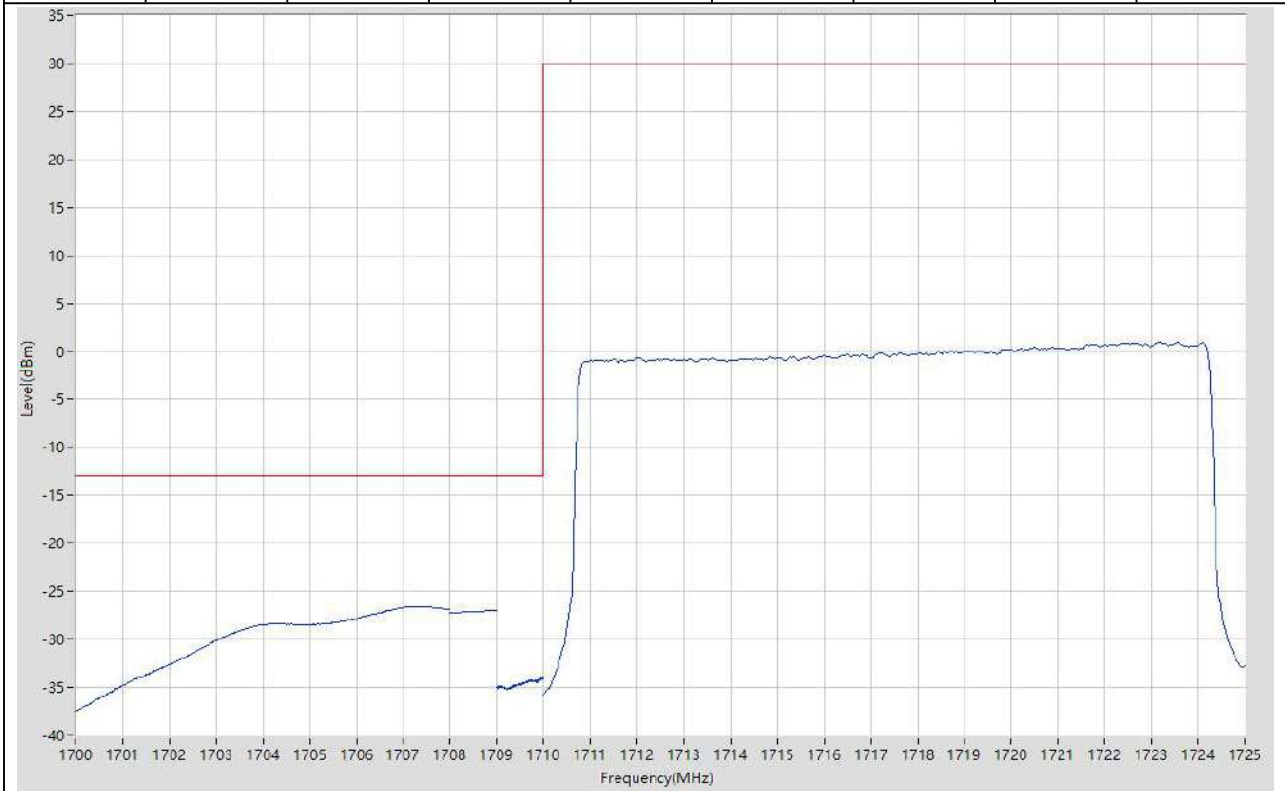
**9.35. LTE Band Edge\_Part22-24-27(NTNV)(Subtest:35, Channel:20025, Bandwidth:15, Modulation:Q16, RB Number: 1, RB Position:LOW)**

Start Frequency (MHz)	Stop Frequency (MHz)	RBW (MHz)	Detector	Frequency (MHz)	Power (dBm)	Limit (dBm)	Verdict	Sweep Point
1700	1708	1	RMS	1704.18	-39.27	-13	Pass	401
1708	1709	1	RMS	1709	-38.34	-13	Pass	2
1709	1710	0.15	RMS	1710	-23.37	-13	Pass	401
1710	1725	0.1	RMS	1710.825	19.39	30	Pass	401



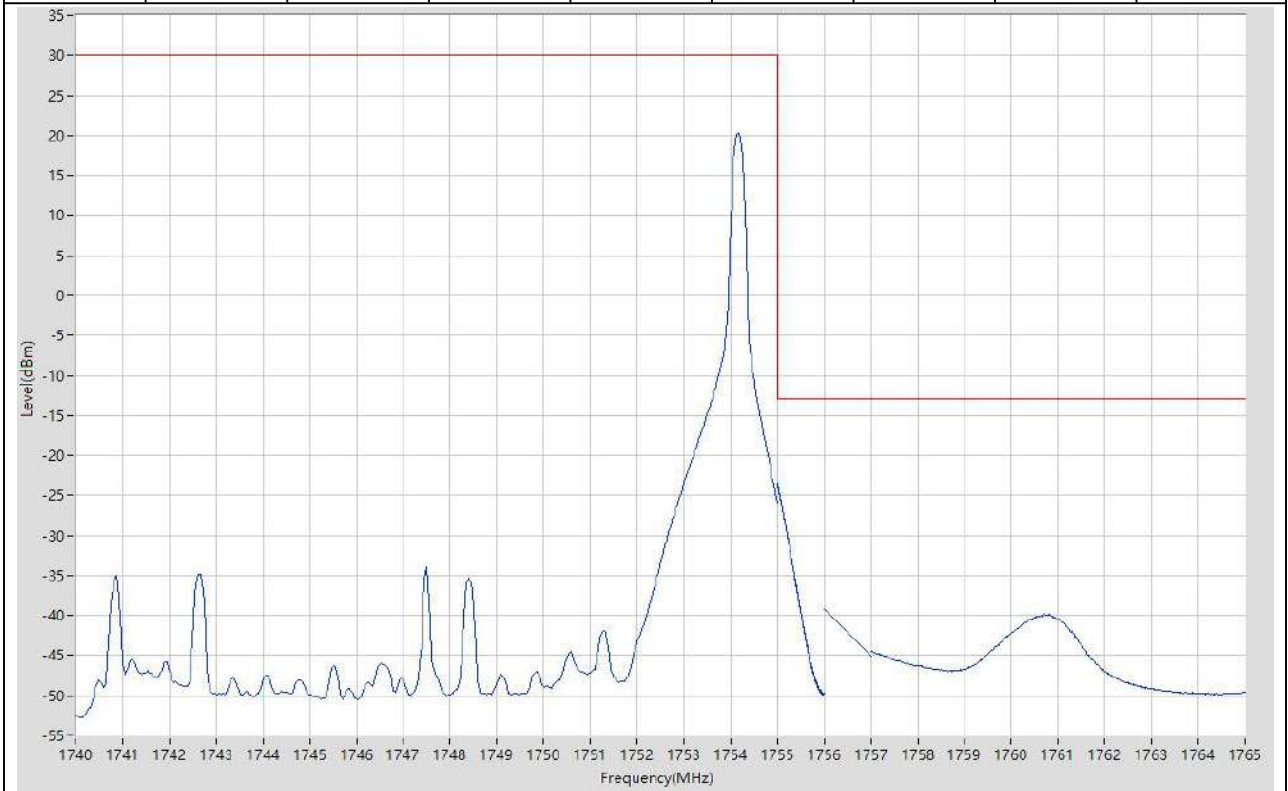
**9.36. LTE Band Edge\_Part22-24-27(NTNV)(Subtest:36, Channel:20025, Bandwidth:15, Modulation:Q16, RB Number: 75, RB Position:LOW)**

Start Frequency (MHz)	Stop Frequency (MHz)	RBW (MHz)	Detector	Frequency (MHz)	Power (dBm)	Limit (dBm)	Verdict	Sweep Point
1700	1708	1	RMS	1707.36	-26.56	-13	Pass	401
1708	1709	1	RMS	1709	-27.02	-13	Pass	2
1709	1710	0.15	RMS	1709.995	-33.84	-13	Pass	401
1710	1725	0.1	RMS	1723.2	0.93	30	Pass	401



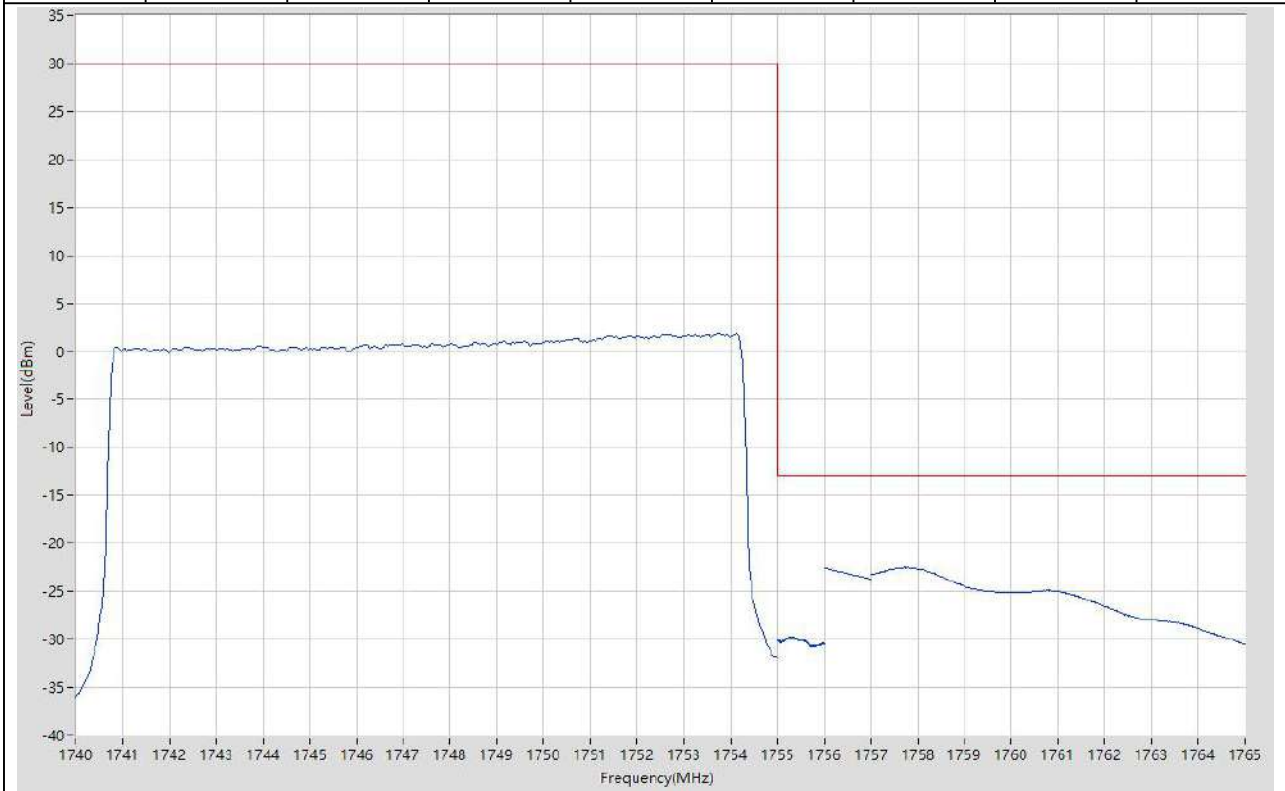
**9.37. LTE Band Edge\_Part22-24-27(NTNV)(Subtest:37, Channel:20325, Bandwidth:15, Modulation:QPSK, RB Number: 1, RB Position:HIGH)**

Start Frequency (MHz)	Stop Frequency (MHz)	RBW (MHz)	Detector	Frequency (MHz)	Power (dBm)	Limit (dBm)	Verdict	Sweep Point
1740	1755	0.1	RMS	1754.175	20.27	30	Pass	401
1755	1756	0.15	RMS	1755	-23.49	-13	Pass	401
1756	1757	1	RMS	1756	-39.2	-13	Pass	2
1757	1765	1	RMS	1760.72	-39.88	-13	Pass	401



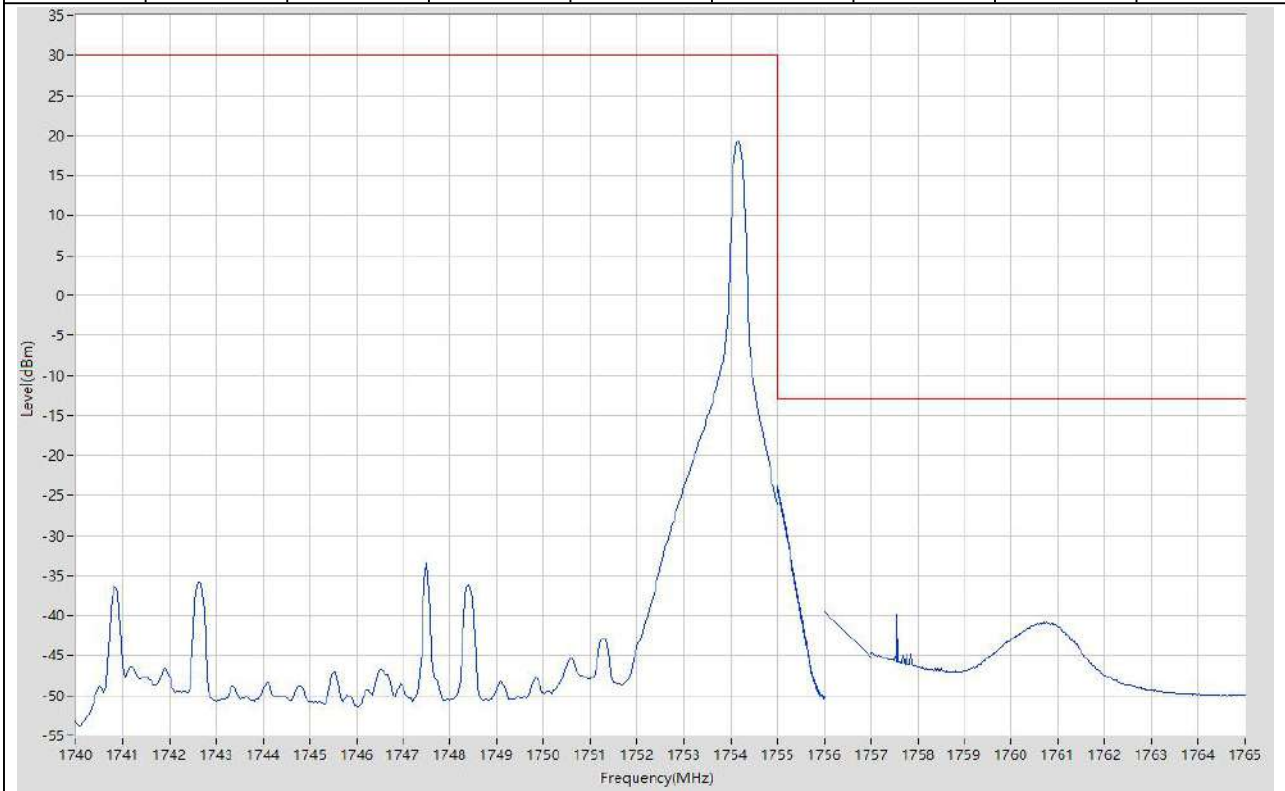
**9.38. LTE Band Edge\_Part22-24-27(NTNV)(Subtest:38, Channel:20325, Bandwidth:15, Modulation:QPSK, RB Number: 75, RB Position:HIGH)**

Start Frequency (MHz)	Stop Frequency (MHz)	RBW (MHz)	Detector	Frequency (MHz)	Power (dBm)	Limit (dBm)	Verdict	Sweep Point
1740	1755	0.1	RMS	1753.725	1.84	30	Pass	401
1755	1756	0.15	RMS	1755.29	-29.71	-13	Pass	401
1756	1757	1	RMS	1756	-22.59	-13	Pass	2
1757	1765	1	RMS	1757.72	-22.52	-13	Pass	401



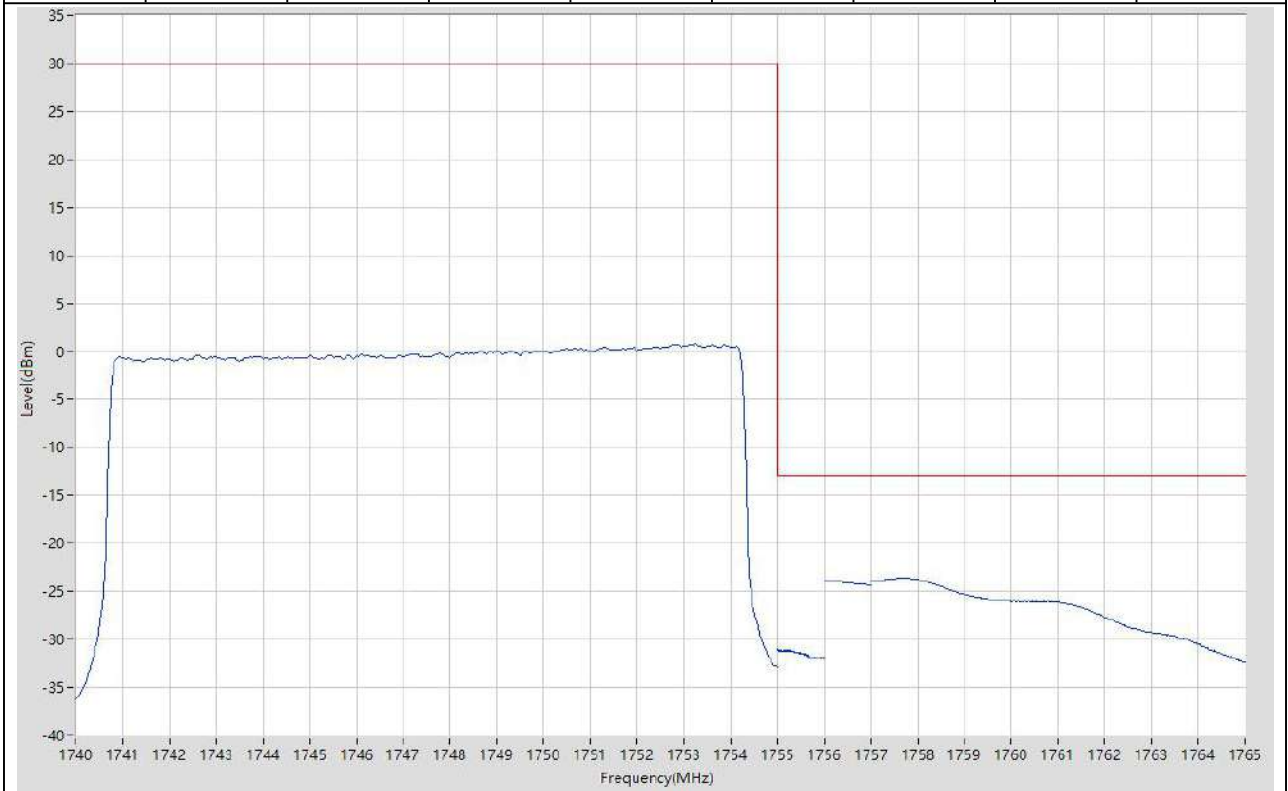
**9.39. LTE Band Edge\_Part22-24-27(NTNV)(Subtest:39, Channel:20325, Bandwidth:15, Modulation:Q16, RB Number: 1, RB Position:HIGH)**

Start Frequency (MHz)	Stop Frequency (MHz)	RBW (MHz)	Detector	Frequency (MHz)	Power (dBm)	Limit (dBm)	Verdict	Sweep Point
1740	1755	0.1	RMS	1754.175	19.23	30	Pass	401
1755	1756	0.15	RMS	1755.003	-23.72	-13	Pass	401
1756	1757	1	RMS	1756	-39.56	-13	Pass	2
1757	1765	1	RMS	1757.56	-39.76	-13	Pass	401



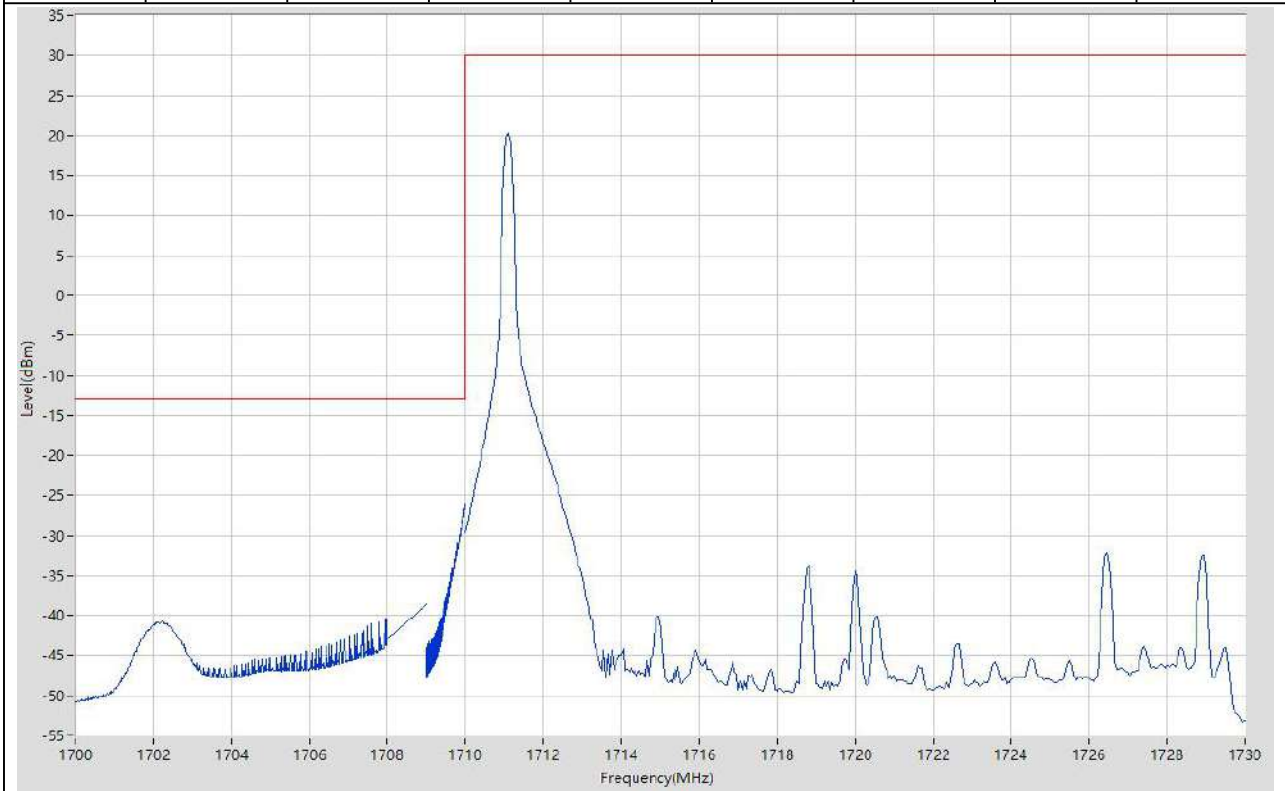
**9.40. LTE Band Edge\_Part22-24-27(NTNV)(Subtest:40, Channel:20325, Bandwidth:15, Modulation:Q16, RB Number: 75, RB Position:HIGH)**

Start Frequency (MHz)	Stop Frequency (MHz)	RBW (MHz)	Detector	Frequency (MHz)	Power (dBm)	Limit (dBm)	Verdict	Sweep Point
1740	1755	0.1	RMS	1753.238	0.77	30	Pass	401
1755	1756	0.15	RMS	1755.008	-31.03	-13	Pass	401
1756	1757	1	RMS	1756	-23.89	-13	Pass	2
1757	1765	1	RMS	1757.72	-23.61	-13	Pass	401



**9.41. LTE Band Edge\_Part22-24-27(NTNV)(Subtest:41, Channel:20050, Bandwidth:20, Modulation:QPSK, RB Number: 1, RB Position:LOW)**

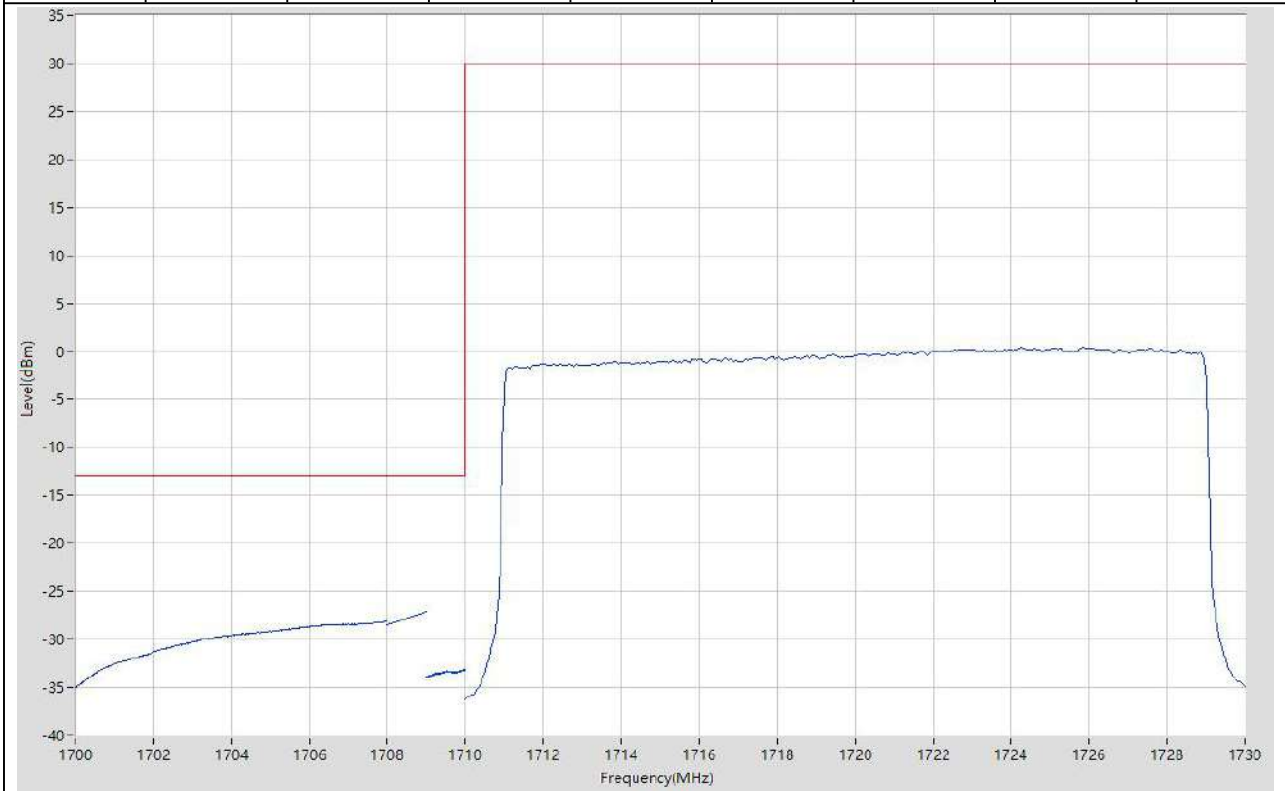
Start Frequency (MHz)	Stop Frequency (MHz)	RBW (MHz)	Detector	Frequency (MHz)	Power (dBm)	Limit (dBm)	Verdict	Sweep Point
1700	1708	1	RMS	1707.94	-40.37	-13	Pass	401
1708	1709	1	RMS	1709	-38.59	-13	Pass	2
1709	1710	0.2	RMS	1709.995	-25.93	-13	Pass	401
1710	1730	0.1	RMS	1711.1	20.25	30	Pass	401





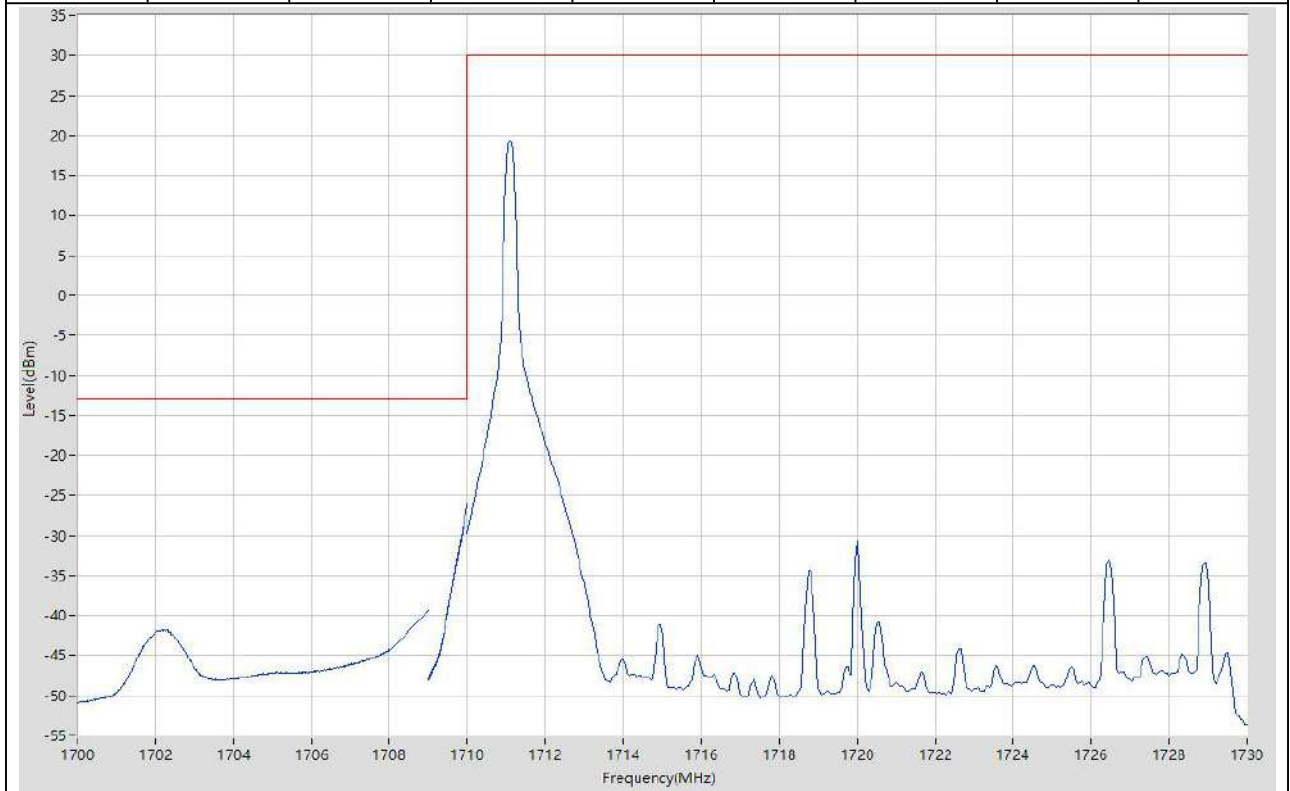
**9.42. LTE Band Edge\_Part22-24-27(NTNV)(Subtest:42, Channel:20050, Bandwidth:20, Modulation:QPSK, RB Number: 100, RB Position:LOW)**

Start Frequency (MHz)	Stop Frequency (MHz)	RBW (MHz)	Detector	Frequency (MHz)	Power (dBm)	Limit (dBm)	Verdict	Sweep Point
1700	1708	1	RMS	1707.98	-28.08	-13	Pass	401
1708	1709	1	RMS	1709	-27.09	-13	Pass	2
1709	1710	0.2	RMS	1709.993	-33.08	-13	Pass	401
1710	1730	0.1	RMS	1724.25	0.44	30	Pass	401



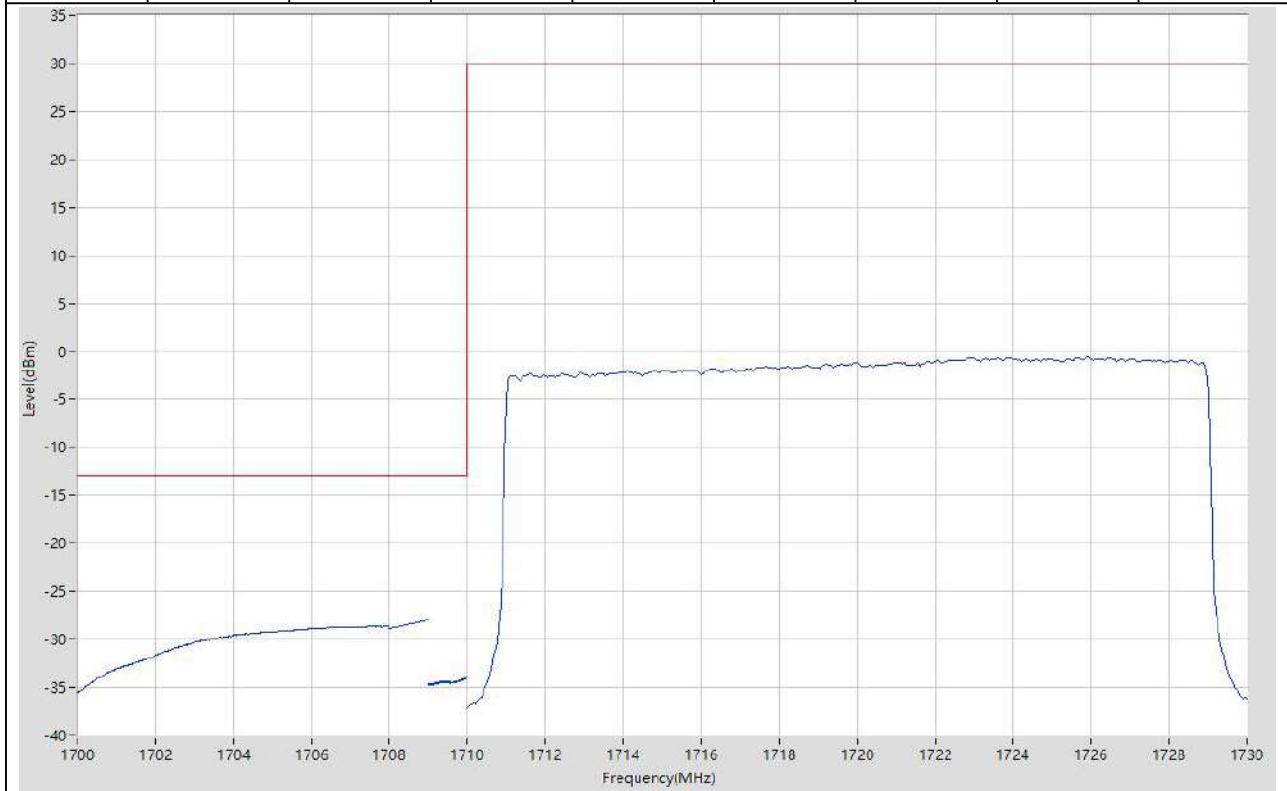
**9.43. LTE Band Edge\_Part22-24-27(NTNV)(Subtest:43, Channel:20050, Bandwidth:20, Modulation:Q16, RB Number: 1, RB Position:LOW)**

Start Frequency (MHz)	Stop Frequency (MHz)	RBW (MHz)	Detector	Frequency (MHz)	Power (dBm)	Limit (dBm)	Verdict	Sweep Point
1700	1708	1	RMS	1702.18	-41.74	-13	Pass	401
1708	1709	1	RMS	1709	-39.35	-13	Pass	2
1709	1710	0.2	RMS	1709.998	-25.93	-13	Pass	401
1710	1730	0.1	RMS	1711.1	19.39	30	Pass	401



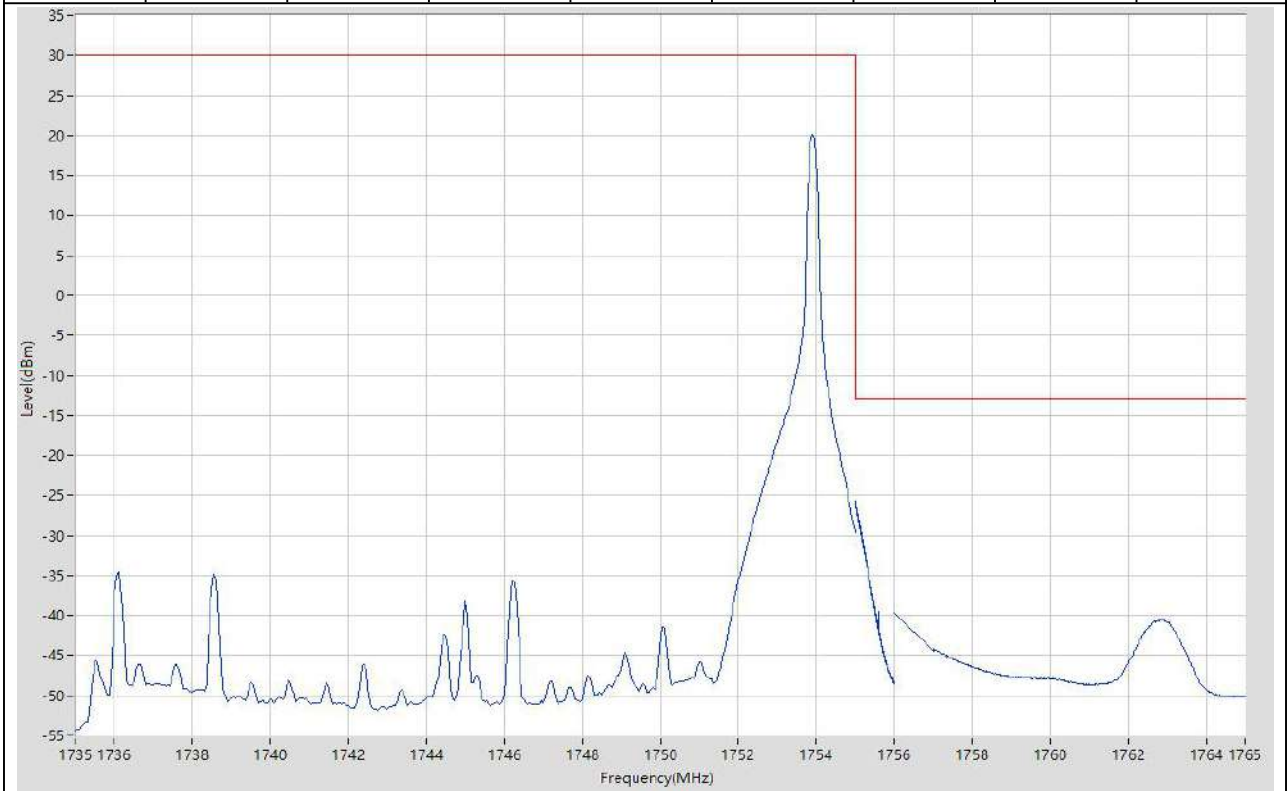
**9.44. LTE Band Edge\_Part22-24-27(NTNV)(Subtest:44, Channel:20050, Bandwidth:20, Modulation:Q16, RB Number: 100, RB Position:LOW)**

Start Frequency (MHz)	Stop Frequency (MHz)	RBW (MHz)	Detector	Frequency (MHz)	Power (dBm)	Limit (dBm)	Verdict	Sweep Point
1700	1708	1	RMS	1707.88	-28.56	-13	Pass	401
1708	1709	1	RMS	1709	-27.95	-13	Pass	2
1709	1710	0.2	RMS	1709.953	-33.98	-13	Pass	401
1710	1730	0.1	RMS	1725.9	-0.59	30	Pass	401



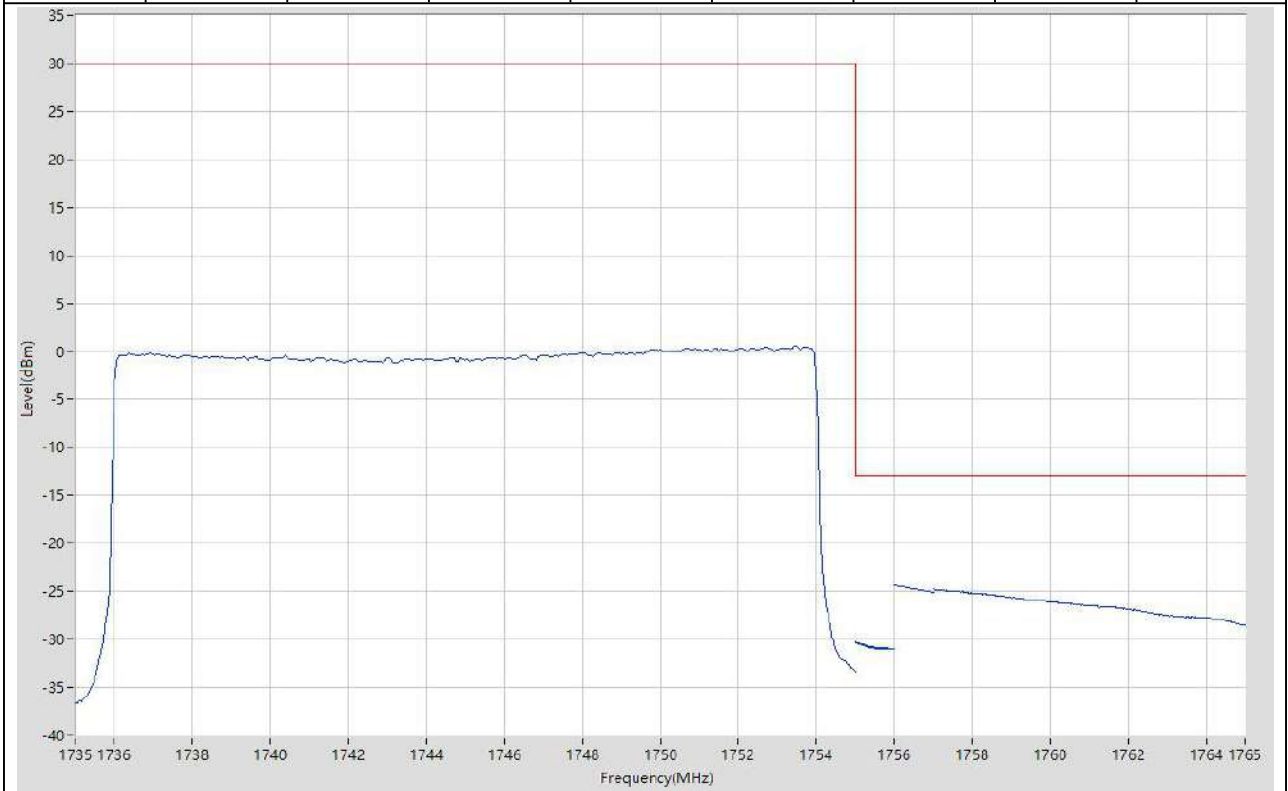
**9.45. LTE Band Edge\_Part22-24-27(NTNV)(Subtest:45, Channel:20300, Bandwidth:20, Modulation:QPSK, RB Number: 1, RB Position:HIGH)**

Start Frequency (MHz)	Stop Frequency (MHz)	RBW (MHz)	Detector	Frequency (MHz)	Power (dBm)	Limit (dBm)	Verdict	Sweep Point
1735	1755	0.1	RMS	1753.9	20.15	30	Pass	401
1755	1756	0.2	RMS	1755	-25.77	-13	Pass	401
1756	1757	1	RMS	1756	-39.71	-13	Pass	2
1757	1765	1	RMS	1762.9	-40.45	-13	Pass	401



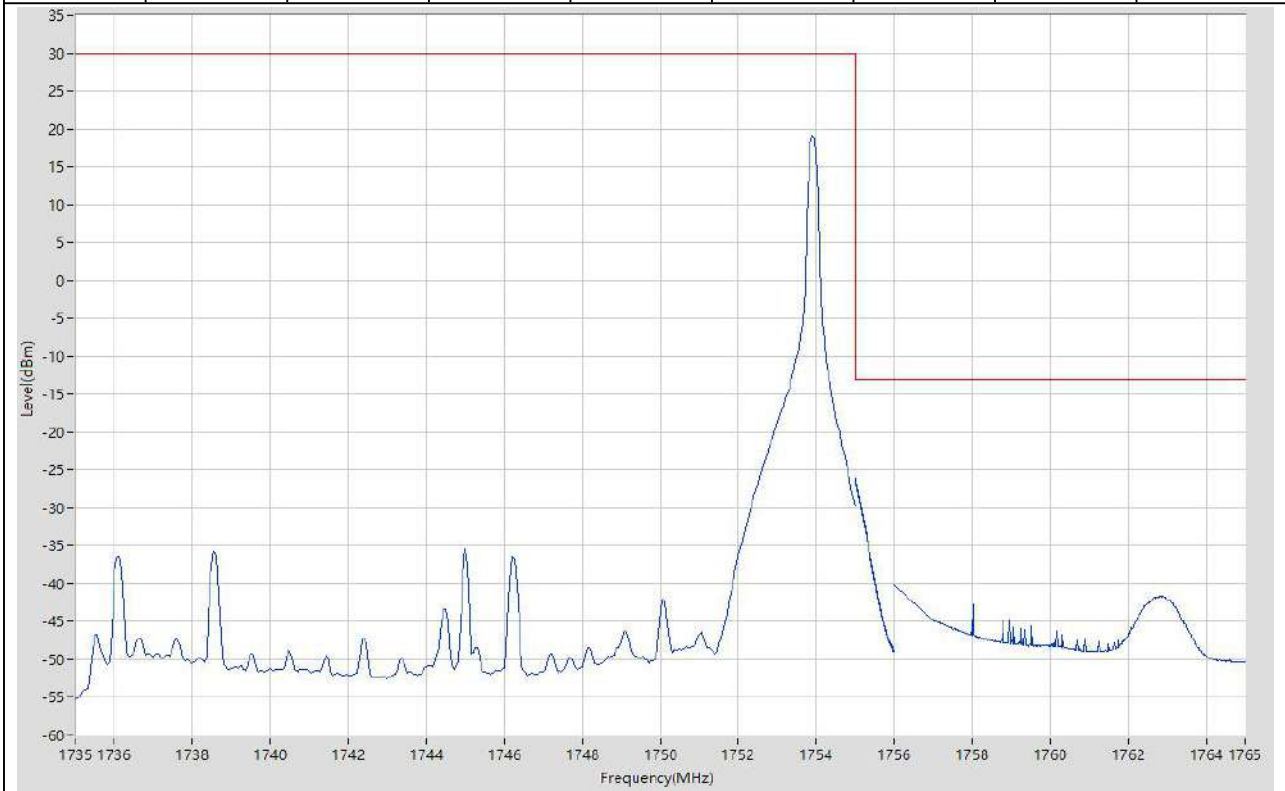
**9.46. LTE Band Edge\_Part22-24-27(NTNV)(Subtest:46, Channel:20300, Bandwidth:20, Modulation:QPSK, RB Number: 100, RB Position:HIGH)**

Start Frequency (MHz)	Stop Frequency (MHz)	RBW (MHz)	Detector	Frequency (MHz)	Power (dBm)	Limit (dBm)	Verdict	Sweep Point
1735	1755	0.1	RMS	1753.5	0.59	30	Pass	401
1755	1756	0.2	RMS	1755.003	-30.24	-13	Pass	401
1756	1757	1	RMS	1756	-24.3	-13	Pass	2
1757	1765	1	RMS	1757.02	-24.77	-13	Pass	401



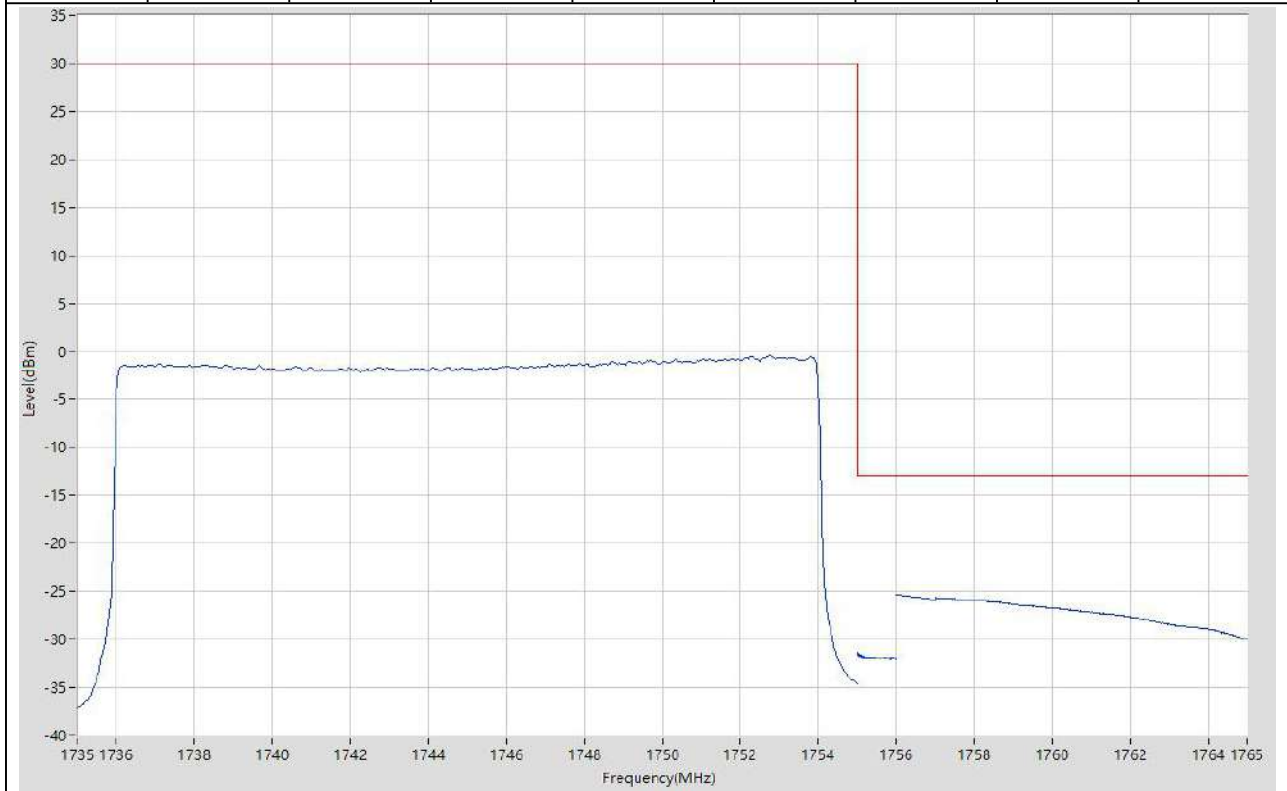
**9.47. LTE Band Edge\_Part22-24-27(NTNV)(Subtest:47, Channel:20300, Bandwidth:20, Modulation:Q16, RB Number: 1, RB Position:HIGH)**

Start Frequency (MHz)	Stop Frequency (MHz)	RBW (MHz)	Detector	Frequency (MHz)	Power (dBm)	Limit (dBm)	Verdict	Sweep Point
1735	1755	0.1	RMS	1753.9	19.16	30	Pass	401
1755	1756	0.2	RMS	1755.003	-26.06	-13	Pass	401
1756	1757	1	RMS	1756	-40.14	-13	Pass	2
1757	1765	1	RMS	1762.86	-41.55	-13	Pass	401



**9.48. LTE Band Edge\_Part22-24-27(NTNV)(Subtest:48, Channel:20300, Bandwidth:20, Modulation:Q16, RB Number: 100, RB Position:HIGH)**

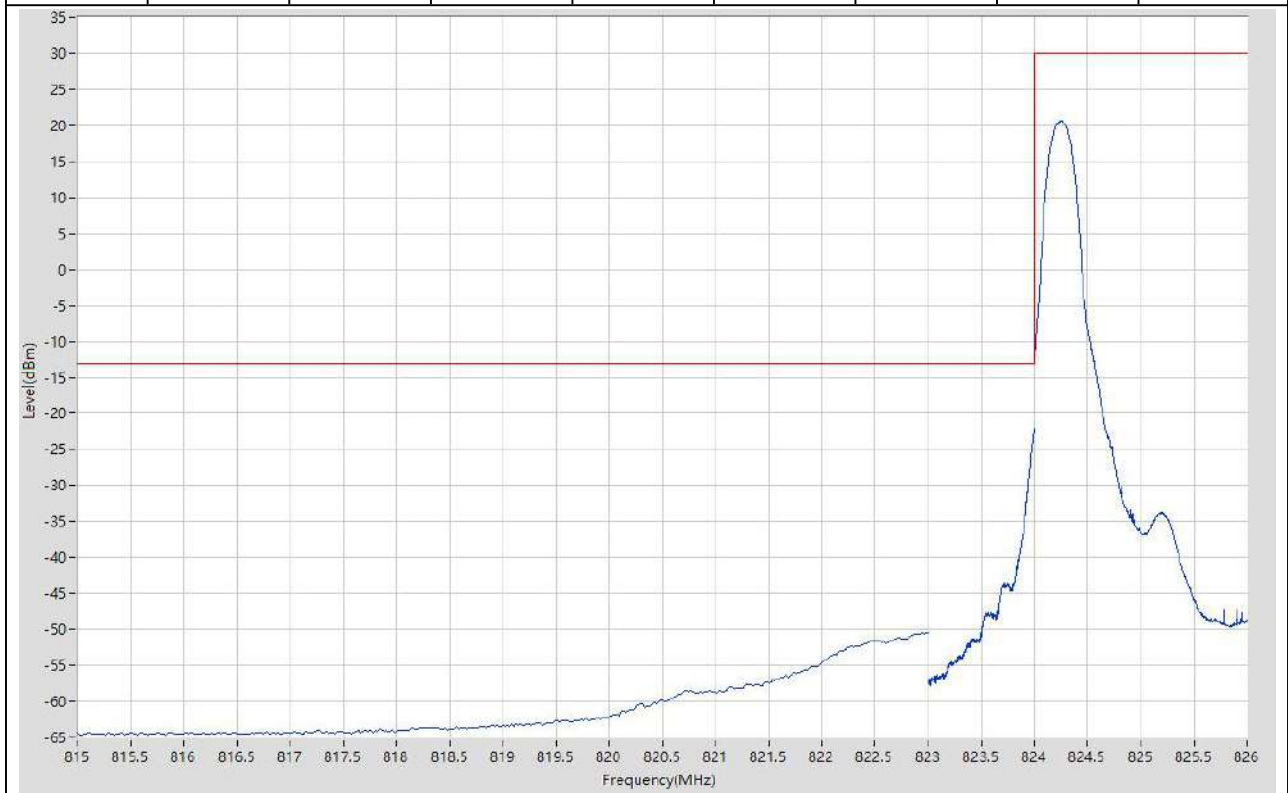
Start Frequency (MHz)	Stop Frequency (MHz)	RBW (MHz)	Detector	Frequency (MHz)	Power (dBm)	Limit (dBm)	Verdict	Sweep Point
1735	1755	0.1	RMS	1752.75	-0.49	30	Pass	401
1755	1756	0.2	RMS	1755.005	-31.41	-13	Pass	401
1756	1757	1	RMS	1756	-25.35	-13	Pass	2
1757	1765	1	RMS	1757	-25.66	-13	Pass	401



## 10. LTE\_Band5

### 10.1. LTE Band Edge\_Part22-24-27(NTNV)(Subtest:1, Channel:20407, Bandwidth:1.4, Modulation:QPSK, RB Number: 1, RB Position:LOW)

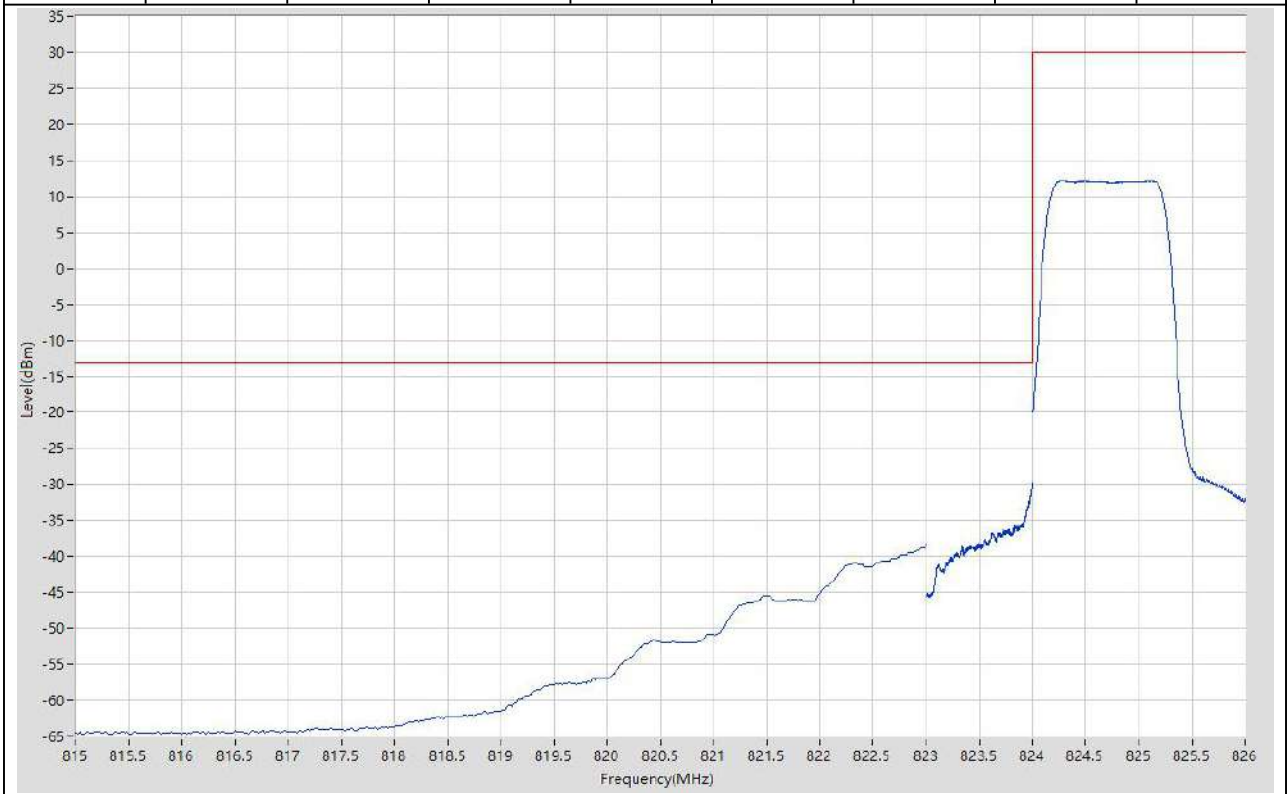
Start Frequency (MHz)	Stop Frequency (MHz)	RBW (MHz)	Detector	Frequency (MHz)	Power (dBm)	Limit (dBm)	Verdict	Sweep Point
815	823	0.1	RMS	823	-50.41	-13	Pass	401
823	824	0.02	RMS	824	-22.05	-13	Pass	401
824	826	0.1	RMS	824.245	20.66	30	Pass	401





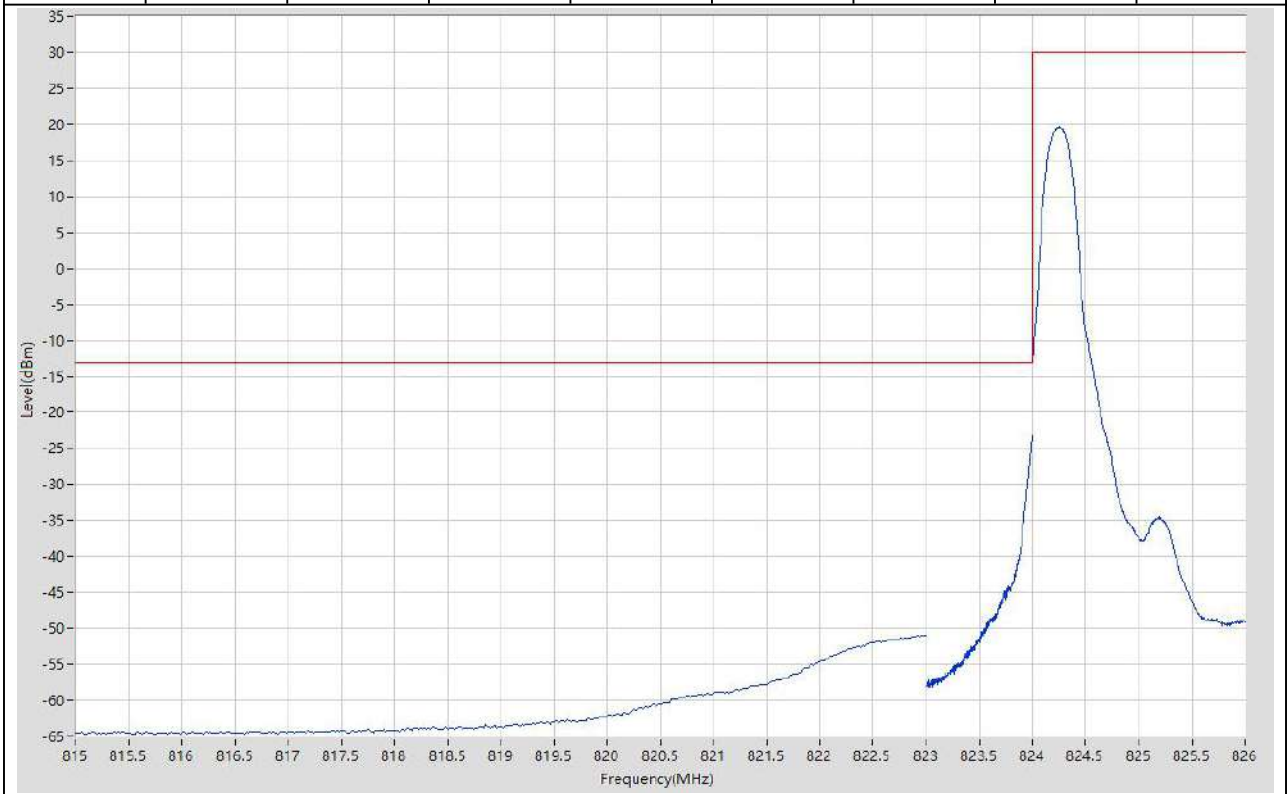
**10.2. LTE Band Edge\_Part22-24-27(NTNV)(Subtest:2, Channel:20407, Bandwidth:1.4, Modulation:QPSK, RB Number: 6, RB Position:LOW)**

Start Frequency (MHz)	Stop Frequency (MHz)	RBW (MHz)	Detector	Frequency (MHz)	Power (dBm)	Limit (dBm)	Verdict	Sweep Point
815	823	0.1	RMS	823	-38.33	-13	Pass	401
823	824	0.02	RMS	824	-29.83	-13	Pass	401
824	826	0.1	RMS	824.275	12.18	30	Pass	401



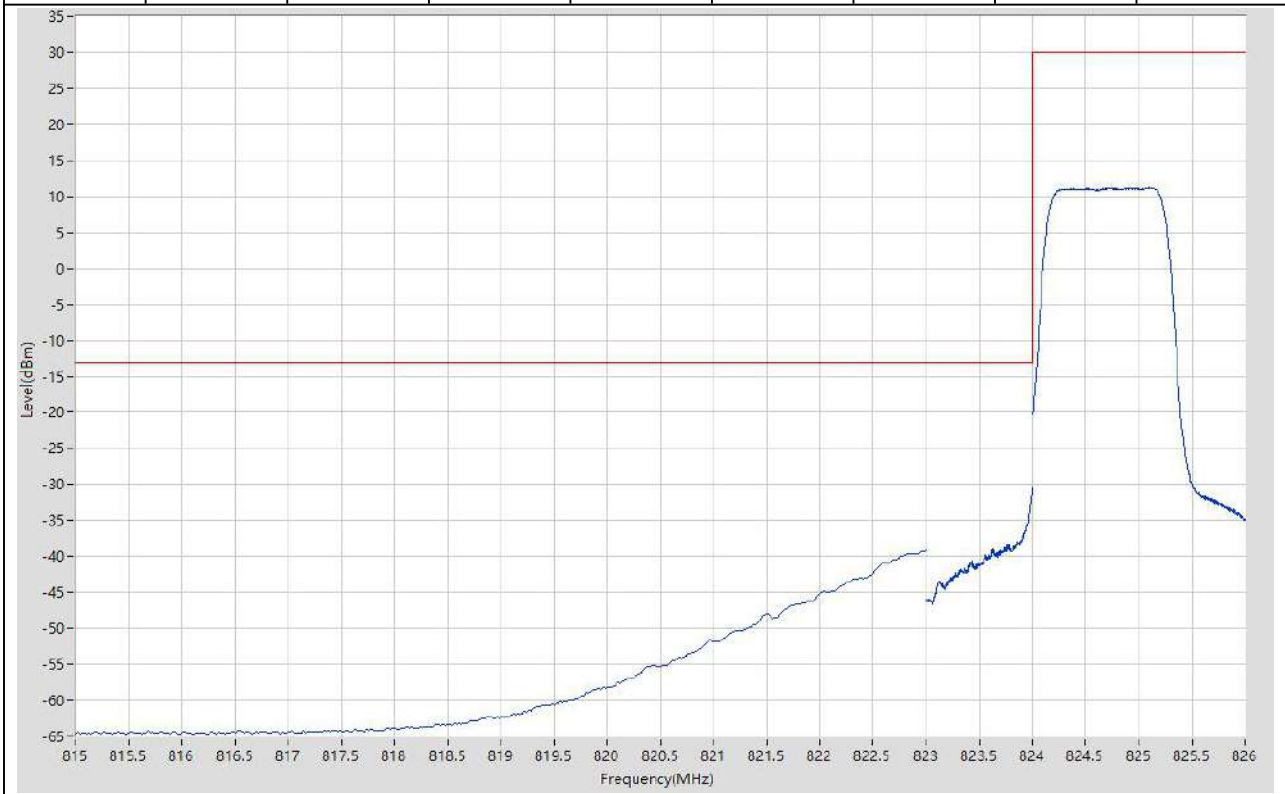
**10.3. LTE Band Edge\_Part22-24-27(NTNV)(Subtest:3, Channel:20407, Bandwidth:1.4, Modulation:Q16, RB Number: 1, RB Position:LOW)**

Start Frequency (MHz)	Stop Frequency (MHz)	RBW (MHz)	Detector	Frequency (MHz)	Power (dBm)	Limit (dBm)	Verdict	Sweep Point
815	823	0.1	RMS	822.96	-50.97	-13	Pass	401
823	824	0.02	RMS	823.998	-23.28	-13	Pass	401
824	826	0.1	RMS	824.25	19.57	30	Pass	401



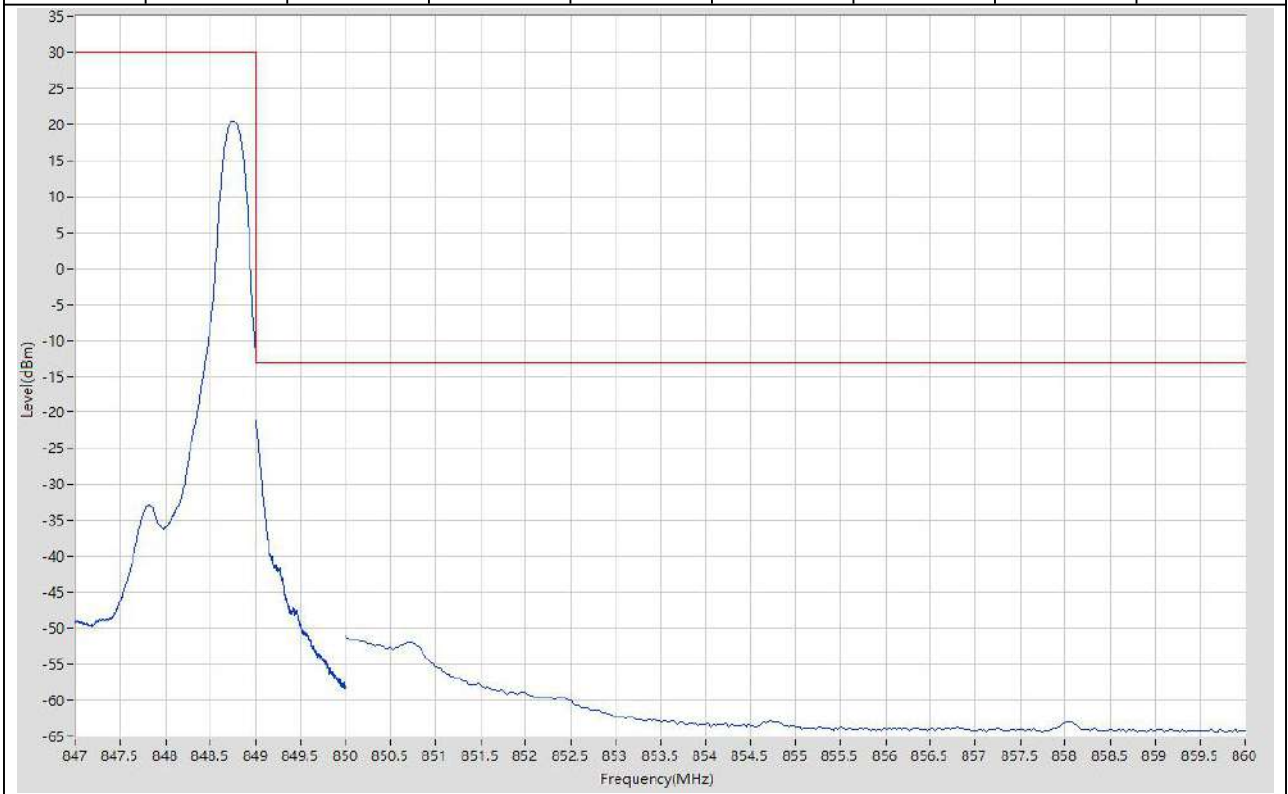
**10.4. LTE Band Edge\_Part22-24-27(NTNV)(Subtest:4, Channel:20407, Bandwidth:1.4, Modulation:Q16, RB Number: 6, RB Position:LOW)**

Start Frequency (MHz)	Stop Frequency (MHz)	RBW (MHz)	Detector	Frequency (MHz)	Power (dBm)	Limit (dBm)	Verdict	Sweep Point
815	823	0.1	RMS	823	-39.15	-13	Pass	401
823	824	0.02	RMS	824	-30.49	-13	Pass	401
824	826	0.1	RMS	825.1	11.22	30	Pass	401



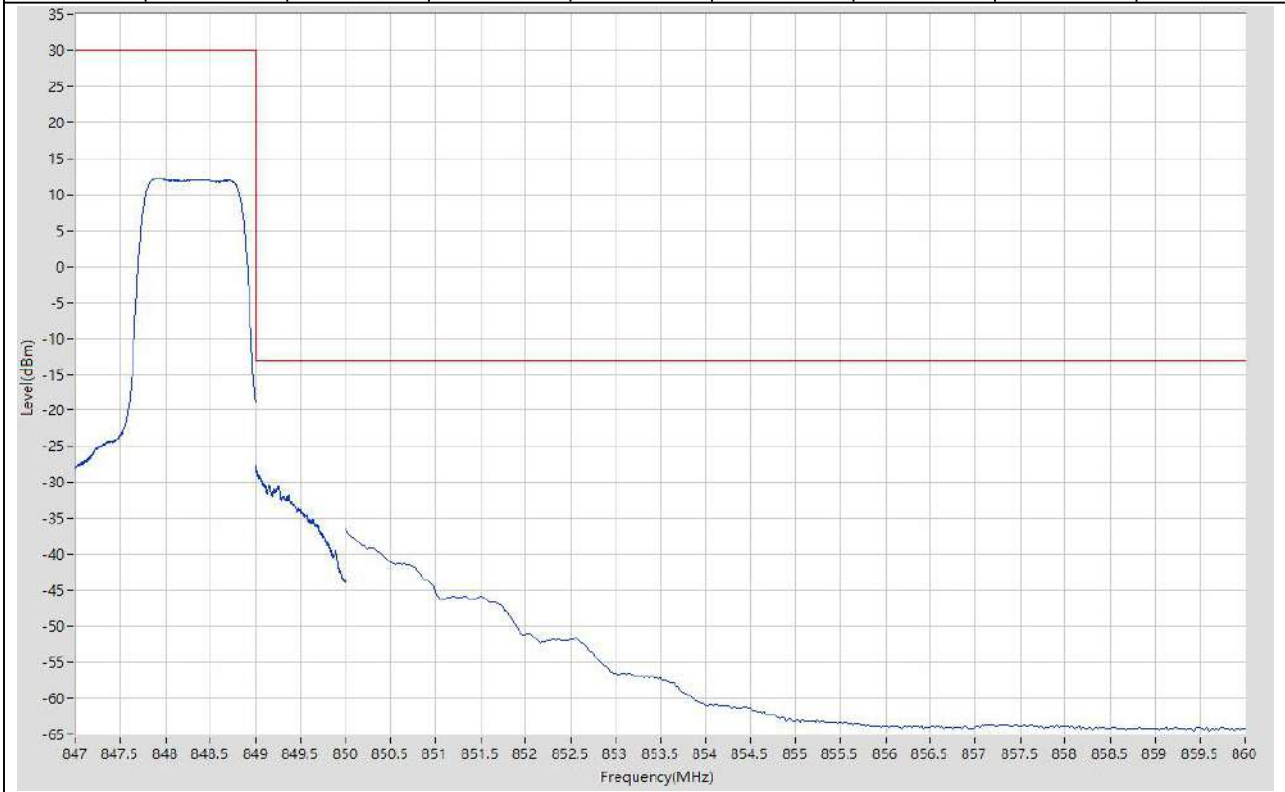
**10.5. LTE Band Edge\_Part22-24-27(NTNV)(Subtest:5, Channel:20643, Bandwidth:1.4, Modulation:QPSK, RB Number: 1, RB Position:HIGH)**

Start Frequency (MHz)	Stop Frequency (MHz)	RBW (MHz)	Detector	Frequency (MHz)	Power (dBm)	Limit (dBm)	Verdict	Sweep Point
847	849	0.1	RMS	848.75	20.55	30	Pass	401
849	850	0.02	RMS	849	-21.12	-13	Pass	401
850	860	0.1	RMS	850	-50.92	-13	Pass	401



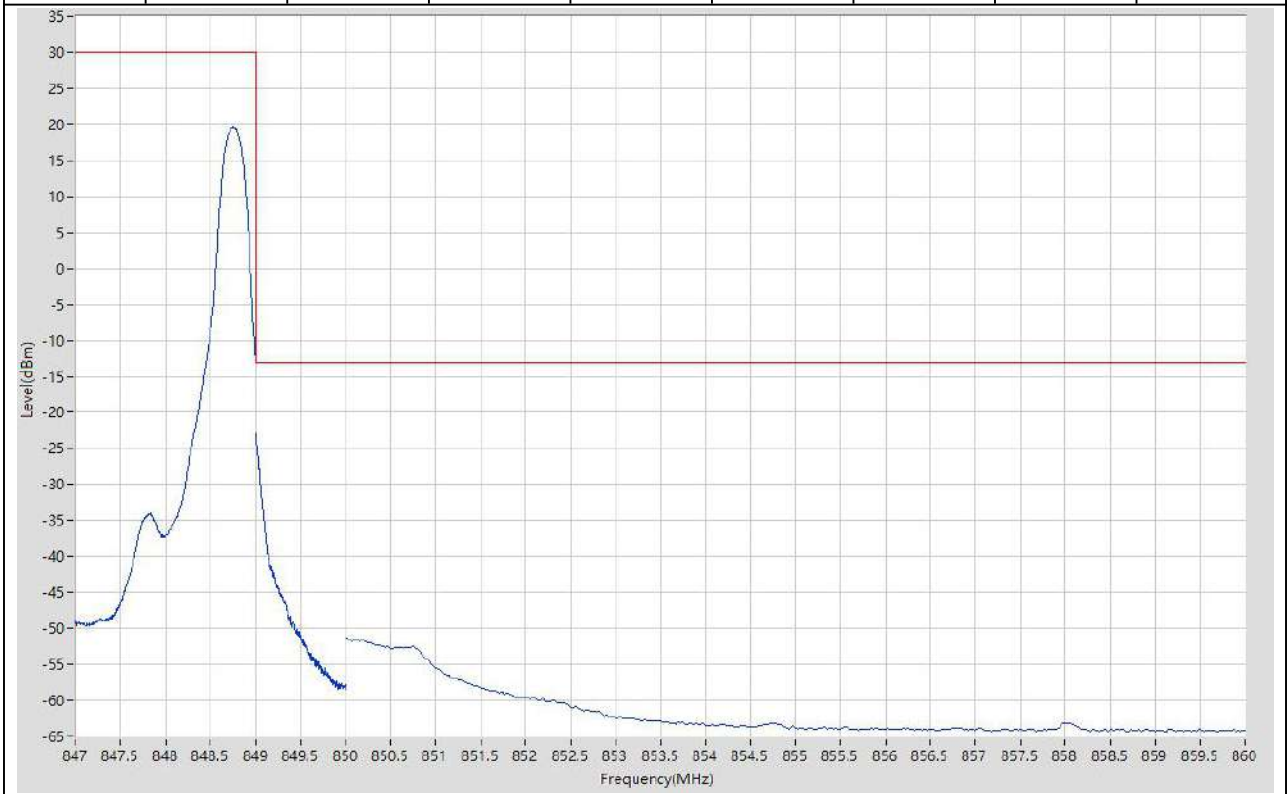
**10.6. LTE Band Edge\_Part22-24-27(NTNV)(Subtest:6, Channel:20643, Bandwidth:1.4, Modulation:QPSK, RB Number: 6, RB Position:HIGH)**

Start Frequency (MHz)	Stop Frequency (MHz)	RBW (MHz)	Detector	Frequency (MHz)	Power (dBm)	Limit (dBm)	Verdict	Sweep Point
847	849	0.1	RMS	847.9	12.15	30	Pass	401
849	850	0.02	RMS	849	-27.68	-13	Pass	401
850	860	0.1	RMS	850	-36.37	-13	Pass	401



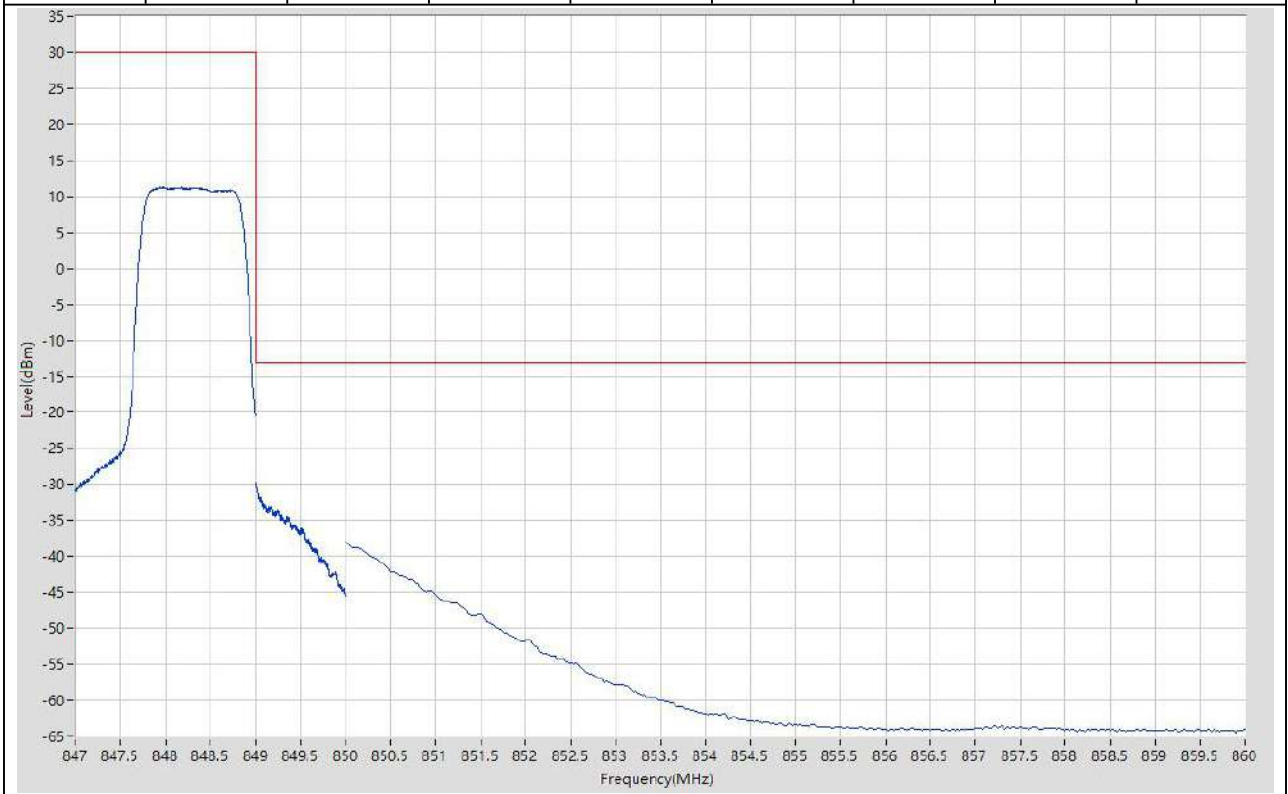
**10.7. LTE Band Edge\_Part22-24-27(NTNV)(Subtest:7, Channel:20643, Bandwidth:1.4, Modulation:Q16, RB Number: 1, RB Position:HIGH)**

Start Frequency (MHz)	Stop Frequency (MHz)	RBW (MHz)	Detector	Frequency (MHz)	Power (dBm)	Limit (dBm)	Verdict	Sweep Point
847	849	0.1	RMS	848.755	19.57	30	Pass	401
849	850	0.02	RMS	849	-22.99	-13	Pass	401
850	860	0.1	RMS	850.025	-51.28	-13	Pass	401



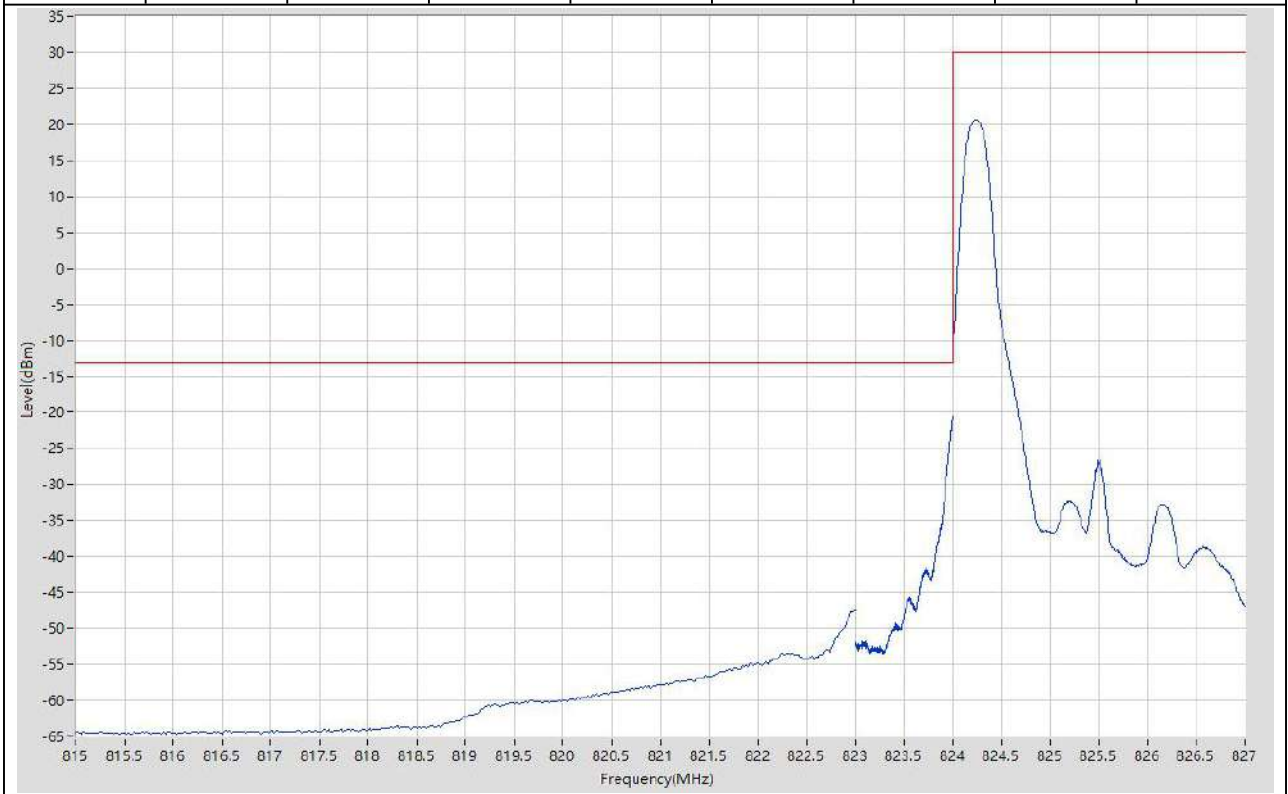
**10.8. LTE Band Edge\_Part22-24-27(NTNV)(Subtest:8, Channel:20643, Bandwidth:1.4, Modulation:Q16, RB Number: 6, RB Position:HIGH)**

Start Frequency (MHz)	Stop Frequency (MHz)	RBW (MHz)	Detector	Frequency (MHz)	Power (dBm)	Limit (dBm)	Verdict	Sweep Point
847	849	0.1	RMS	847.96	11.24	30	Pass	401
849	850	0.02	RMS	849.003	-29.69	-13	Pass	401
850	860	0.1	RMS	850	-37.99	-13	Pass	401



**10.9. LTE Band Edge\_Part22-24-27(NTNV)(Subtest:9, Channel:20415, Bandwidth:3, Modulation:QPSK, RB Number: 1, RB Position:LOW)**

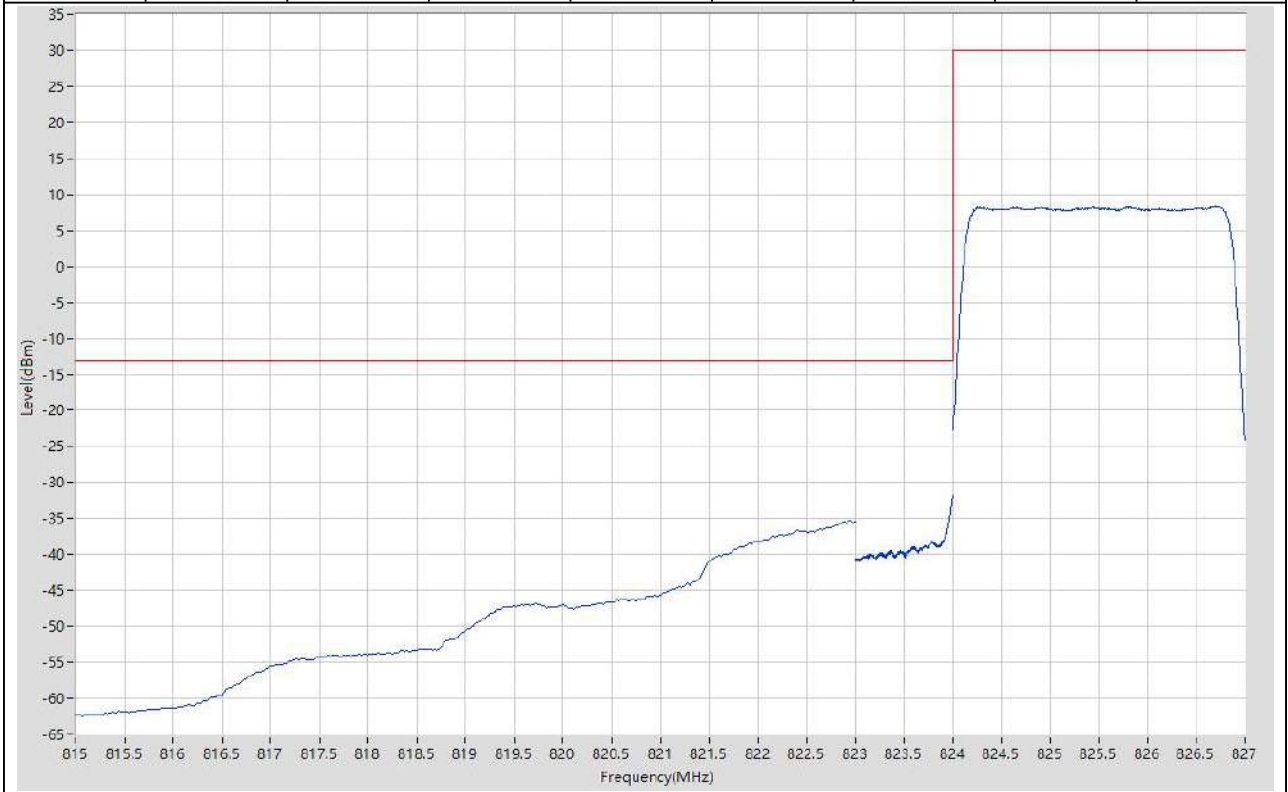
Start Frequency (MHz)	Stop Frequency (MHz)	RBW (MHz)	Detector	Frequency (MHz)	Power (dBm)	Limit (dBm)	Verdict	Sweep Point
815	823	0.1	RMS	823	-47.4	-13	Pass	401
823	824	0.03	RMS	824	-20.64	-13	Pass	401
824	827	0.1	RMS	824.24	20.68	30	Pass	401





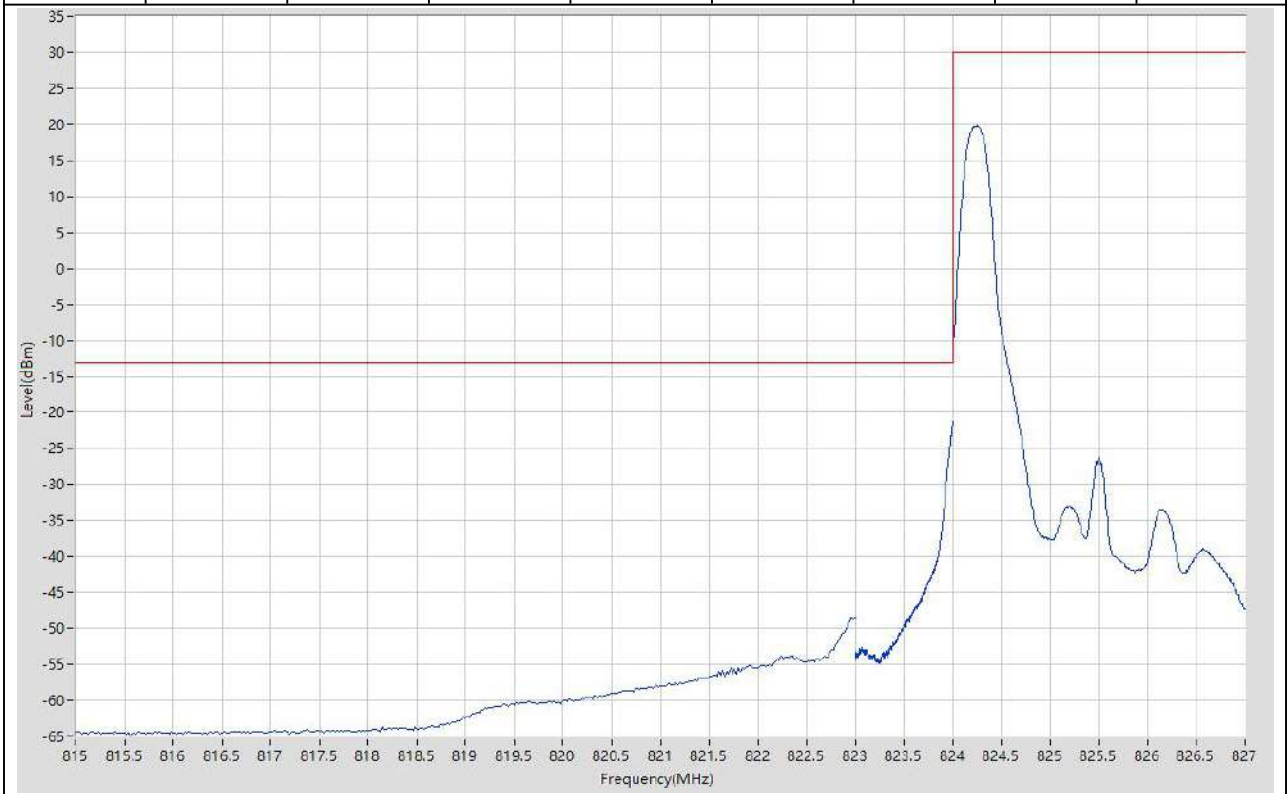
**10.10. LTE Band Edge\_Part22-24-27(NTNV)(Subtest:10, Channel:20415, Bandwidth:3, Modulation:QPSK, RB Number: 15, RB Position:LOW)**

Start Frequency (MHz)	Stop Frequency (MHz)	RBW (MHz)	Detector	Frequency (MHz)	Power (dBm)	Limit (dBm)	Verdict	Sweep Point
815	823	0.1	RMS	822.96	-35.25	-13	Pass	401
823	824	0.03	RMS	824	-31.77	-13	Pass	401
824	827	0.1	RMS	826.708	8.4	30	Pass	401



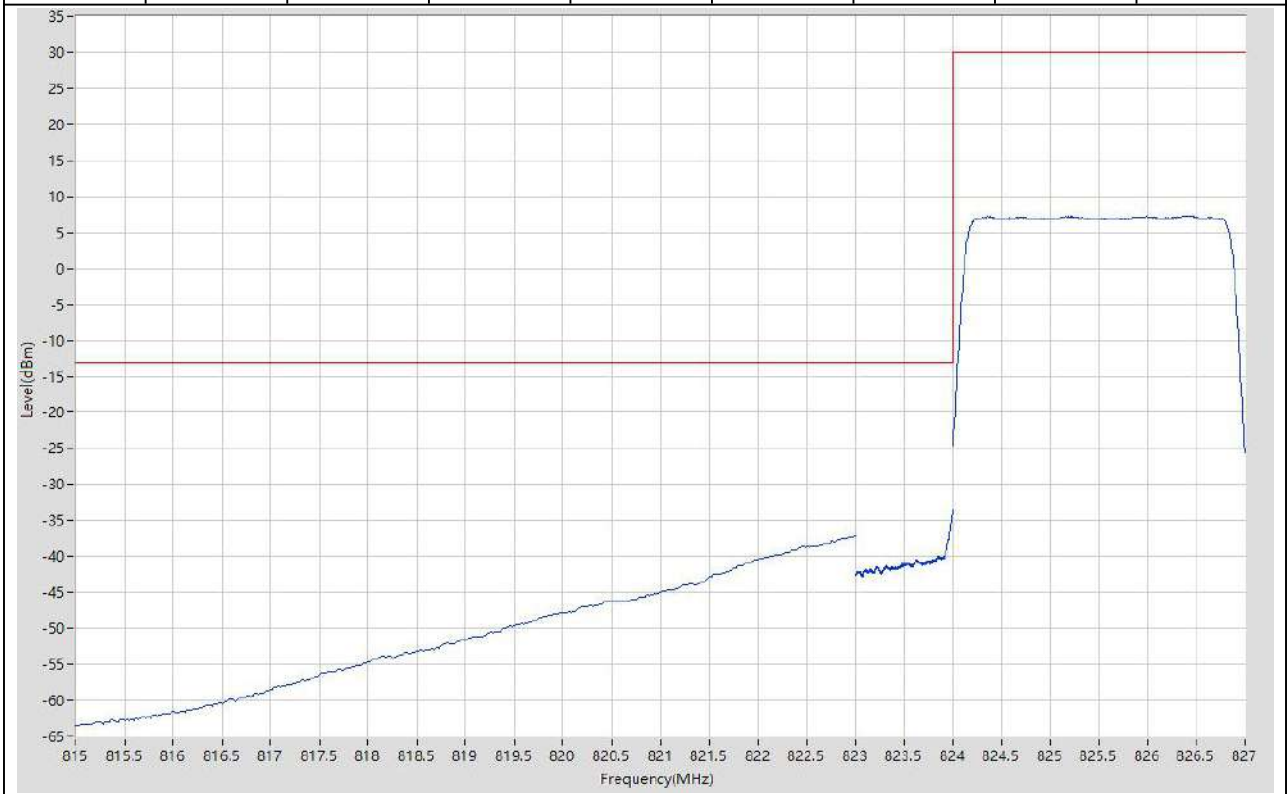
**10.11. LTE Band Edge\_Part22-24-27(NTNV)(Subtest:11, Channel:20415, Bandwidth:3, Modulation:Q16, RB Number: 1, RB Position:LOW)**

Start Frequency (MHz)	Stop Frequency (MHz)	RBW (MHz)	Detector	Frequency (MHz)	Power (dBm)	Limit (dBm)	Verdict	Sweep Point
815	823	0.1	RMS	822.96	-48.53	-13	Pass	401
823	824	0.03	RMS	824	-21.27	-13	Pass	401
824	827	0.1	RMS	824.255	19.76	30	Pass	401



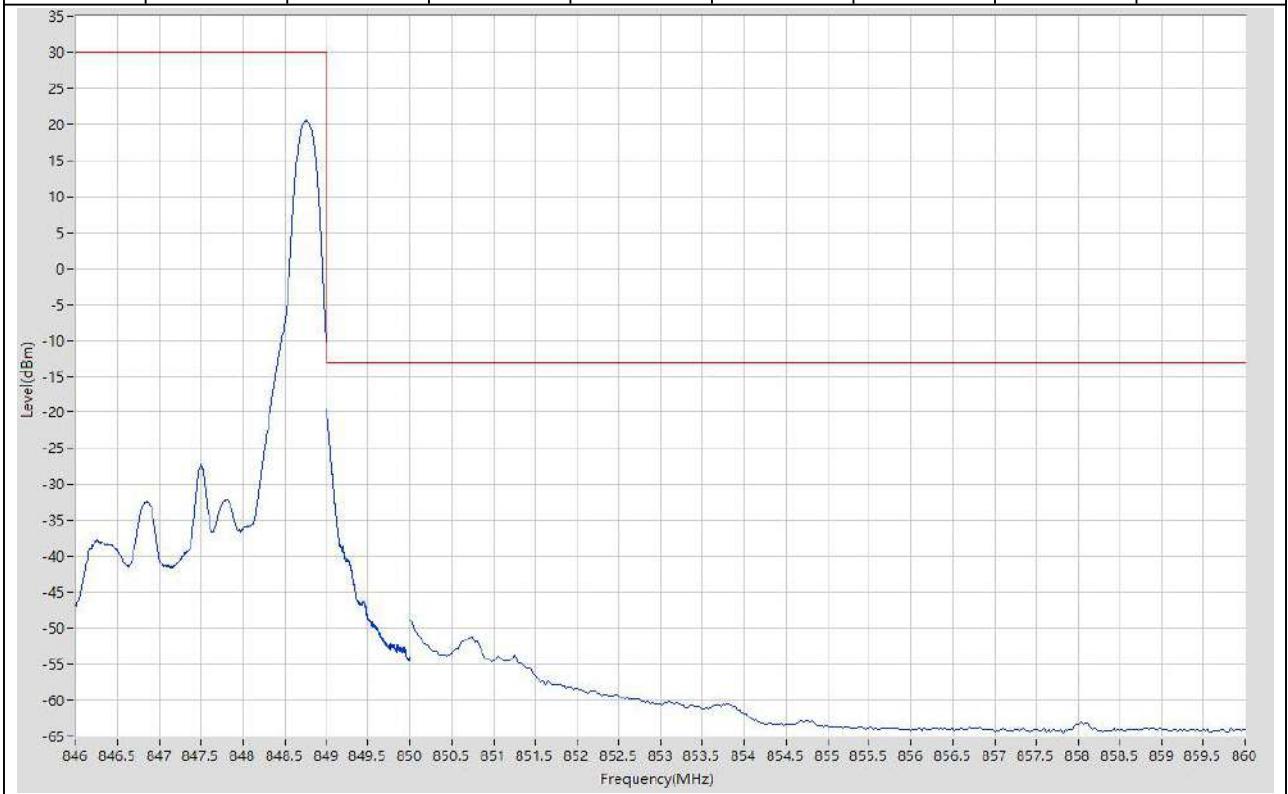
**10.12. LTE Band Edge\_Part22-24-27(NTNV)(Subtest:12, Channel:20415, Bandwidth:3, Modulation:Q16, RB Number: 15, RB Position:LOW)**

Start Frequency (MHz)	Stop Frequency (MHz)	RBW (MHz)	Detector	Frequency (MHz)	Power (dBm)	Limit (dBm)	Verdict	Sweep Point
815	823	0.1	RMS	823	-37.08	-13	Pass	401
823	824	0.03	RMS	824	-33.69	-13	Pass	401
824	827	0.1	RMS	826.408	7.33	30	Pass	401



**10.13. LTE Band Edge\_Part22-24-27(NTNV)(Subtest:13, Channel:20635, Bandwidth:3, Modulation:QPSK, RB Number: 1, RB Position:HIGH)**

Start Frequency (MHz)	Stop Frequency (MHz)	RBW (MHz)	Detector	Frequency (MHz)	Power (dBm)	Limit (dBm)	Verdict	Sweep Point
846	849	0.1	RMS	848.76	20.57	30	Pass	401
849	850	0.03	RMS	849	-19.39	-13	Pass	401
850	860	0.1	RMS	850	-48.88	-13	Pass	401



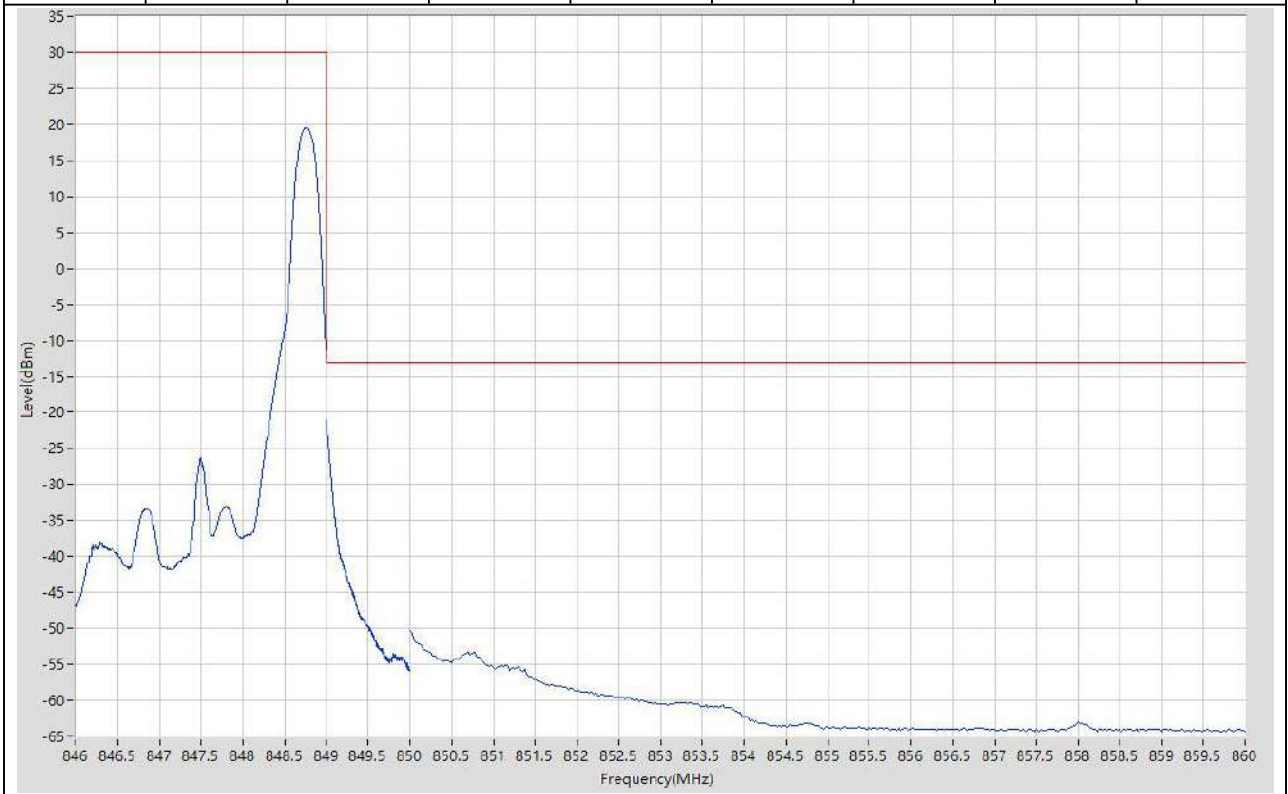
**10.14. LTE Band Edge\_Part22-24-27(NTNV)(Subtest:14, Channel:20635, Bandwidth:3, Modulation:QPSK, RB Number: 15, RB Position:HIGH)**

Start Frequency (MHz)	Stop Frequency (MHz)	RBW (MHz)	Detector	Frequency (MHz)	Power (dBm)	Limit (dBm)	Verdict	Sweep Point
846	849	0.1	RMS	847.058	8.41	30	Pass	401
849	850	0.03	RMS	849.003	-31.29	-13	Pass	401
850	860	0.1	RMS	850	-31.04	-13	Pass	401



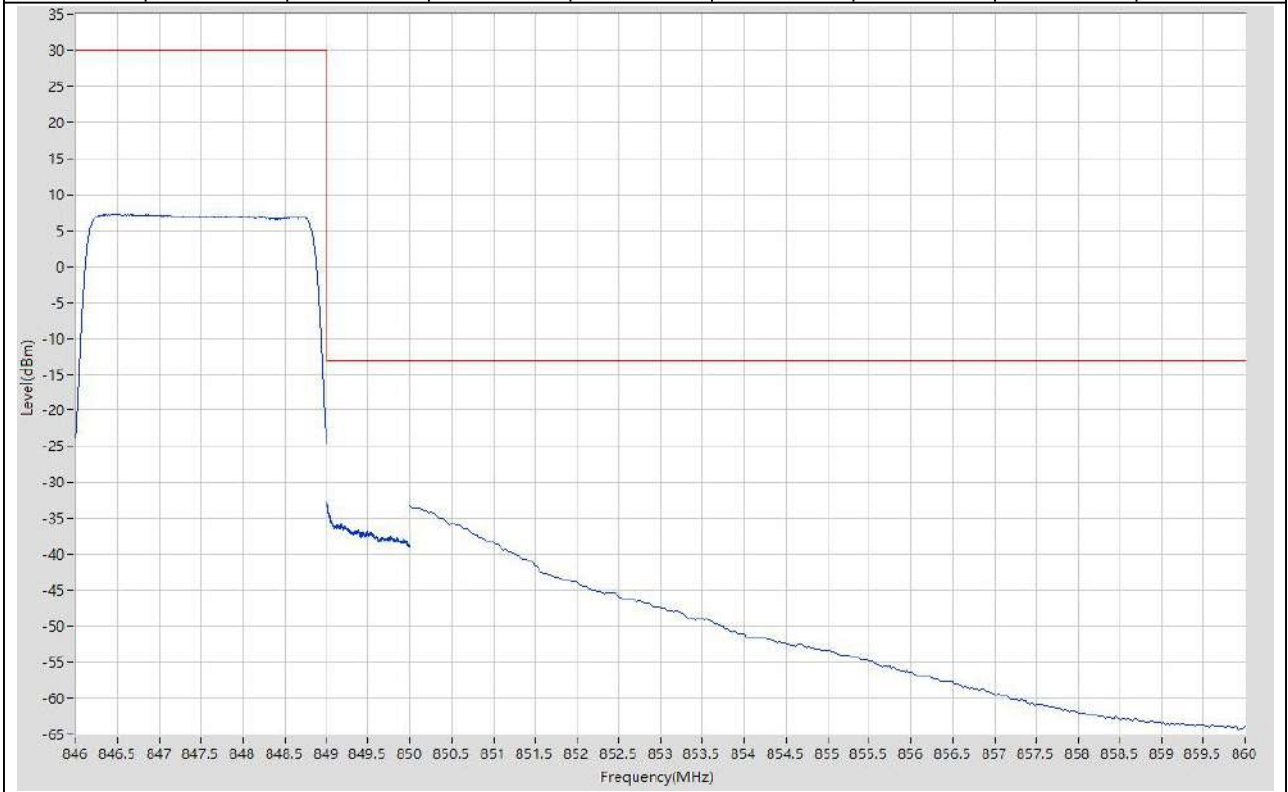
**10.15. LTE Band Edge\_Part22-24-27(NTNV)(Subtest:15, Channel:20635, Bandwidth:3, Modulation:Q16, RB Number: 1, RB Position:HIGH)**

Start Frequency (MHz)	Stop Frequency (MHz)	RBW (MHz)	Detector	Frequency (MHz)	Power (dBm)	Limit (dBm)	Verdict	Sweep Point
846	849	0.1	RMS	848.76	19.55	30	Pass	401
849	850	0.03	RMS	849	-21.17	-13	Pass	401
850	860	0.1	RMS	850	-50.35	-13	Pass	401



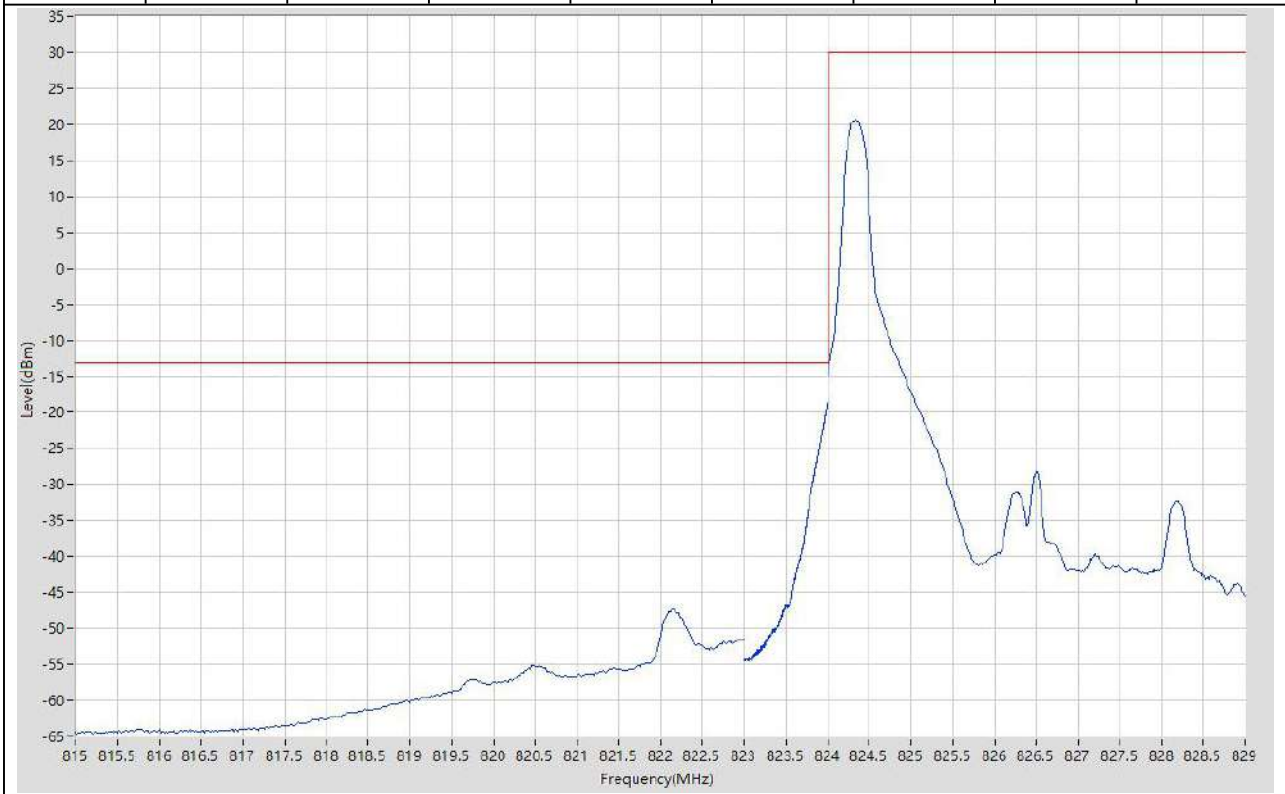
**10.16. LTE Band Edge\_Part22-24-27(NTNV)(Subtest:16, Channel:20635, Bandwidth:3, Modulation:Q16, RB Number: 15, RB Position:HIGH)**

Start Frequency (MHz)	Stop Frequency (MHz)	RBW (MHz)	Detector	Frequency (MHz)	Power (dBm)	Limit (dBm)	Verdict	Sweep Point
846	849	0.1	RMS	846.443	7.33	30	Pass	401
849	850	0.03	RMS	849.005	-32.58	-13	Pass	401
850	860	0.1	RMS	850	-33.3	-13	Pass	401



**10.17. LTE Band Edge\_Part22-24-27(NTNV)(Subtest:17, Channel:20425, Bandwidth:5, Modulation:QPSK, RB Number: 1, RB Position:LOW)**

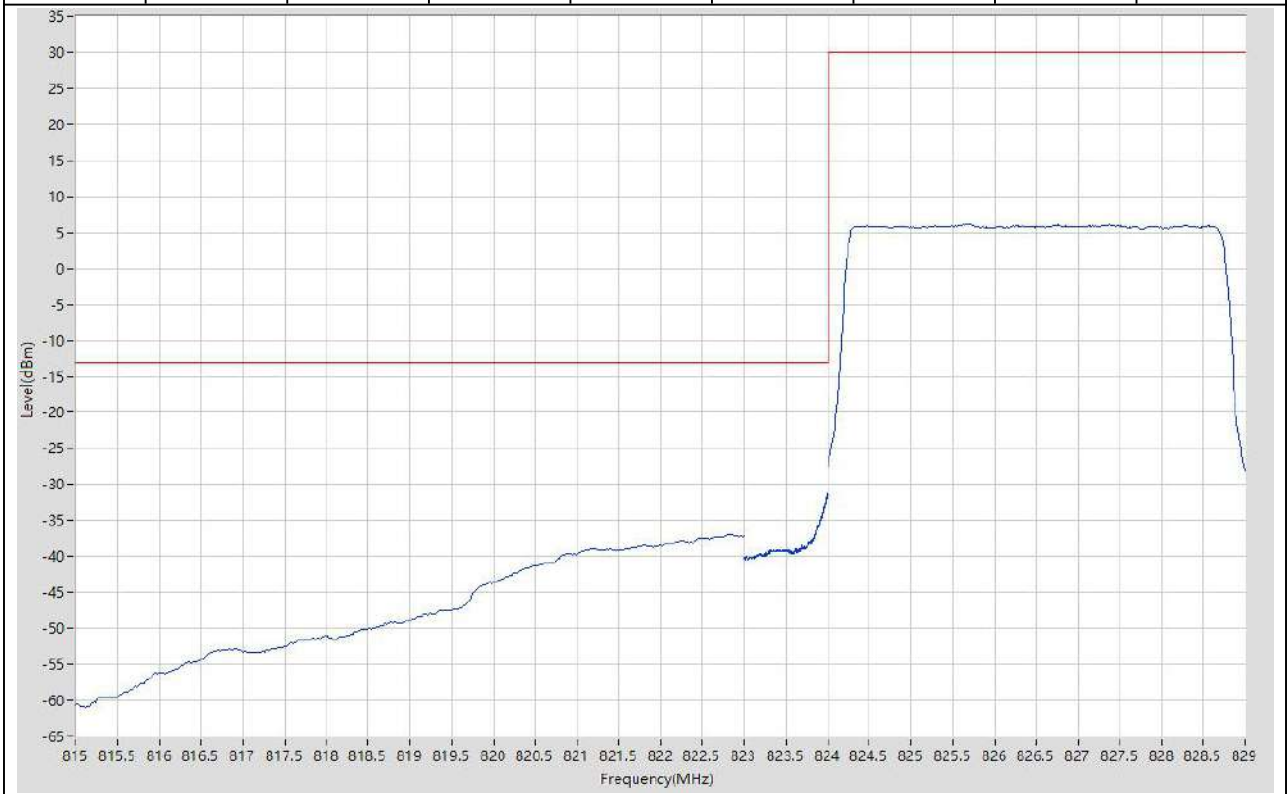
Start Frequency (MHz)	Stop Frequency (MHz)	RBW (MHz)	Detector	Frequency (MHz)	Power (dBm)	Limit (dBm)	Verdict	Sweep Point
815	823	0.1	RMS	822.16	-47.27	-13	Pass	401
823	824	0.051	RMS	824	-18.53	-13	Pass	401
824	829	0.1	RMS	824.338	20.59	30	Pass	401





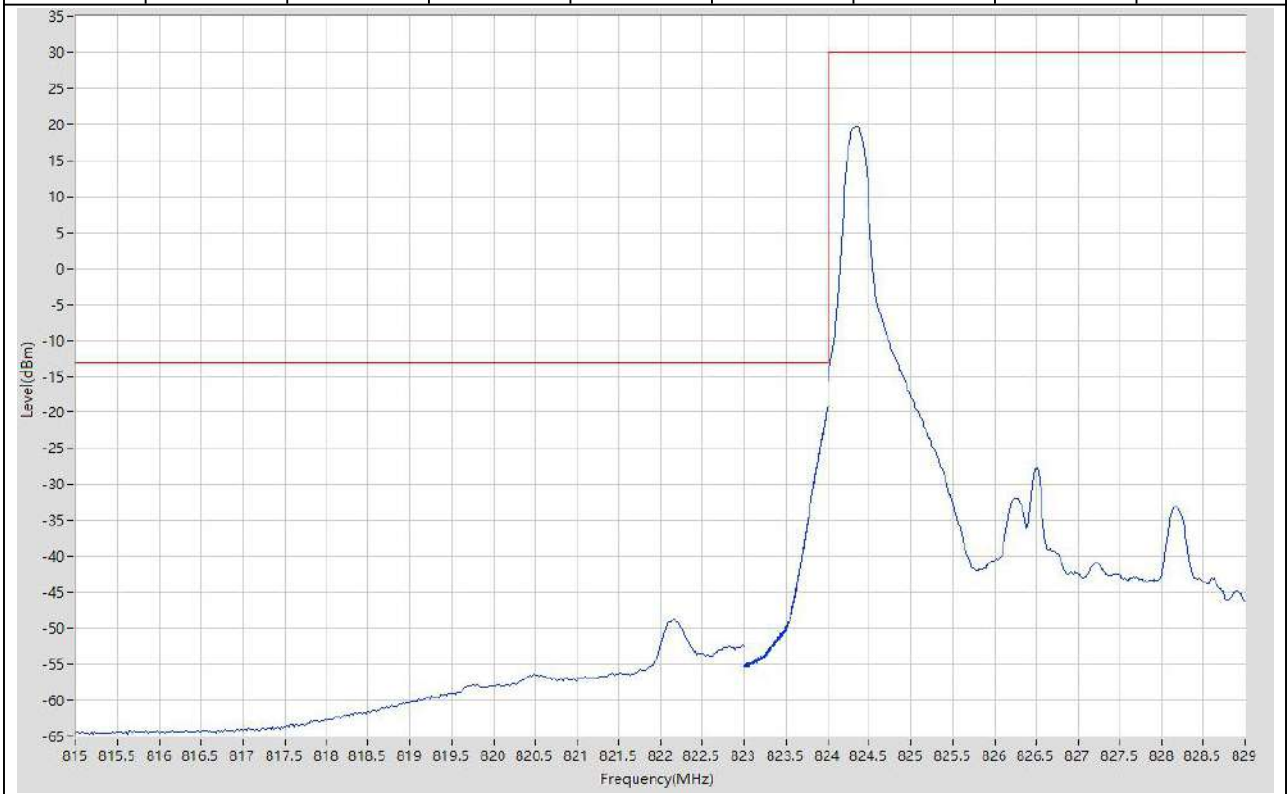
**10.18. LTE Band Edge\_Part22-24-27(NTNV)(Subtest:18, Channel:20425, Bandwidth:5, Modulation:QPSK, RB Number: 25, RB Position:LOW)**

Start Frequency (MHz)	Stop Frequency (MHz)	RBW (MHz)	Detector	Frequency (MHz)	Power (dBm)	Limit (dBm)	Verdict	Sweep Point
815	823	0.1	RMS	822.86	-36.89	-13	Pass	401
823	824	0.051	RMS	823.993	-31.27	-13	Pass	401
824	829	0.1	RMS	825.675	6.15	30	Pass	401



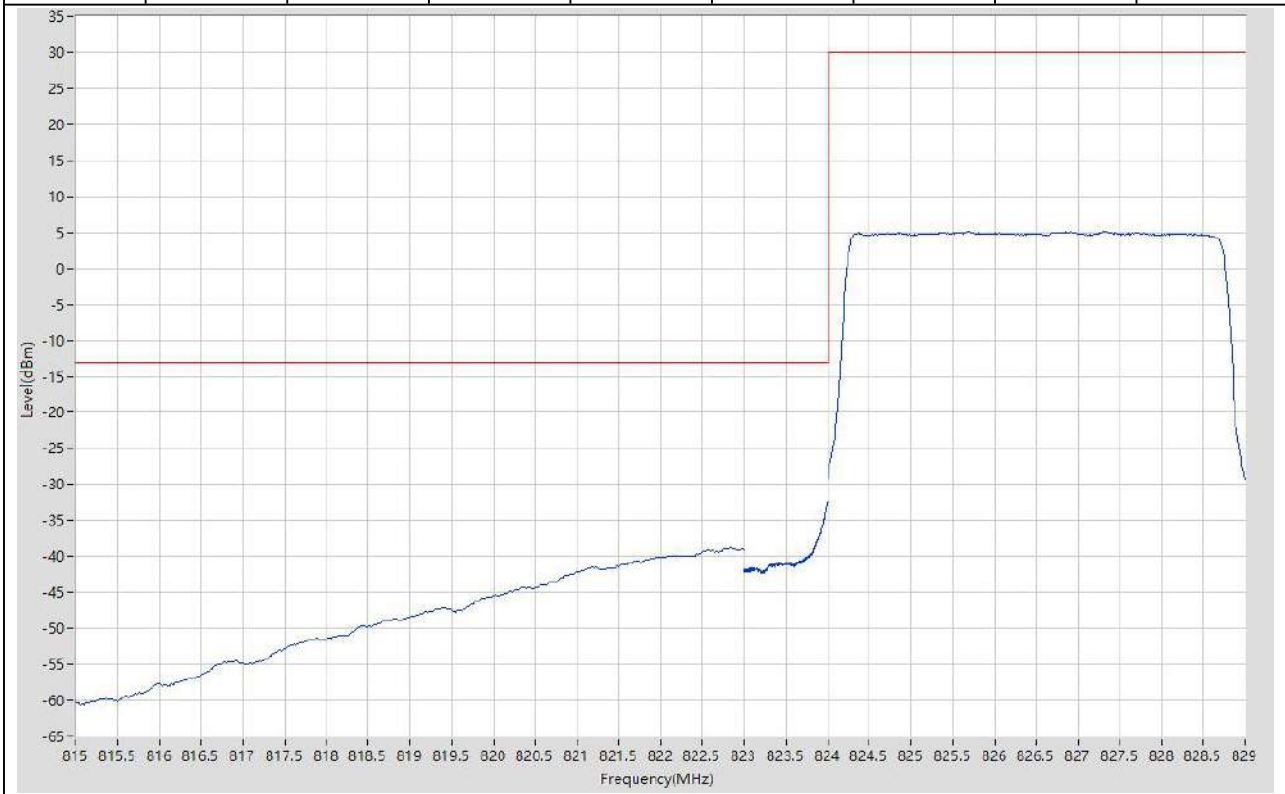
**10.19. LTE Band Edge\_Part22-24-27(NTNV)(Subtest:19, Channel:20425, Bandwidth:5, Modulation:Q16, RB Number: 1, RB Position:LOW)**

Start Frequency (MHz)	Stop Frequency (MHz)	RBW (MHz)	Detector	Frequency (MHz)	Power (dBm)	Limit (dBm)	Verdict	Sweep Point
815	823	0.1	RMS	822.16	-48.66	-13	Pass	401
823	824	0.051	RMS	824	-19.12	-13	Pass	401
824	829	0.1	RMS	824.35	19.7	30	Pass	401



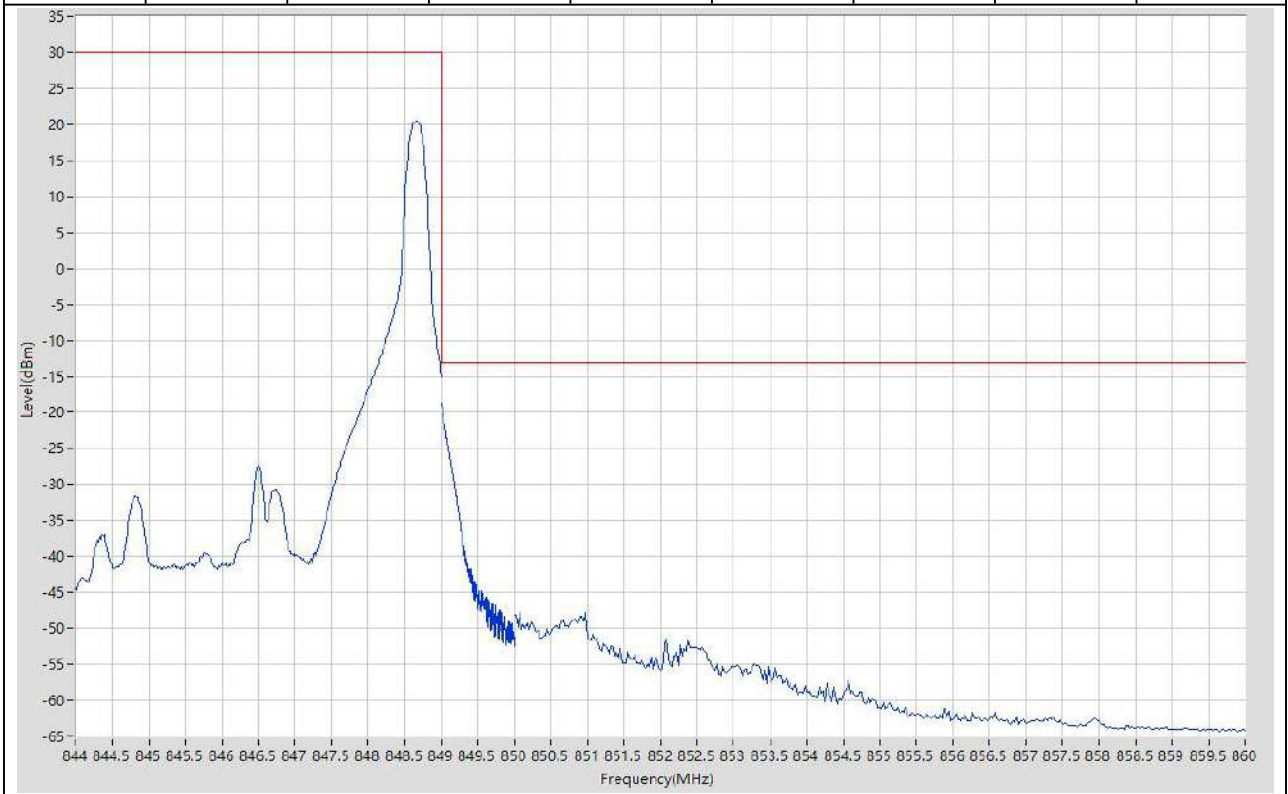
**10.20. LTE Band Edge\_Part22-24-27(NTNV)(Subtest:20, Channel:20425, Bandwidth:5, Modulation:Q16, RB Number: 25, RB Position:LOW)**

Start Frequency (MHz)	Stop Frequency (MHz)	RBW (MHz)	Detector	Frequency (MHz)	Power (dBm)	Limit (dBm)	Verdict	Sweep Point
815	823	0.1	RMS	822.84	-38.87	-13	Pass	401
823	824	0.051	RMS	824	-32.3	-13	Pass	401
824	829	0.1	RMS	827.325	5.12	30	Pass	401



**10.21. LTE Band Edge\_Part22-24-27(NTNV)(Subtest:21, Channel:20625, Bandwidth:5, Modulation:QPSK, RB Number: 1, RB Position:HIGH)**

Start Frequency (MHz)	Stop Frequency (MHz)	RBW (MHz)	Detector	Frequency (MHz)	Power (dBm)	Limit (dBm)	Verdict	Sweep Point
844	849	0.1	RMS	848.663	20.54	30	Pass	401
849	850	0.051	RMS	849	-18.71	-13	Pass	401
850	860	0.1	RMS	850.975	-47.73	-13	Pass	401



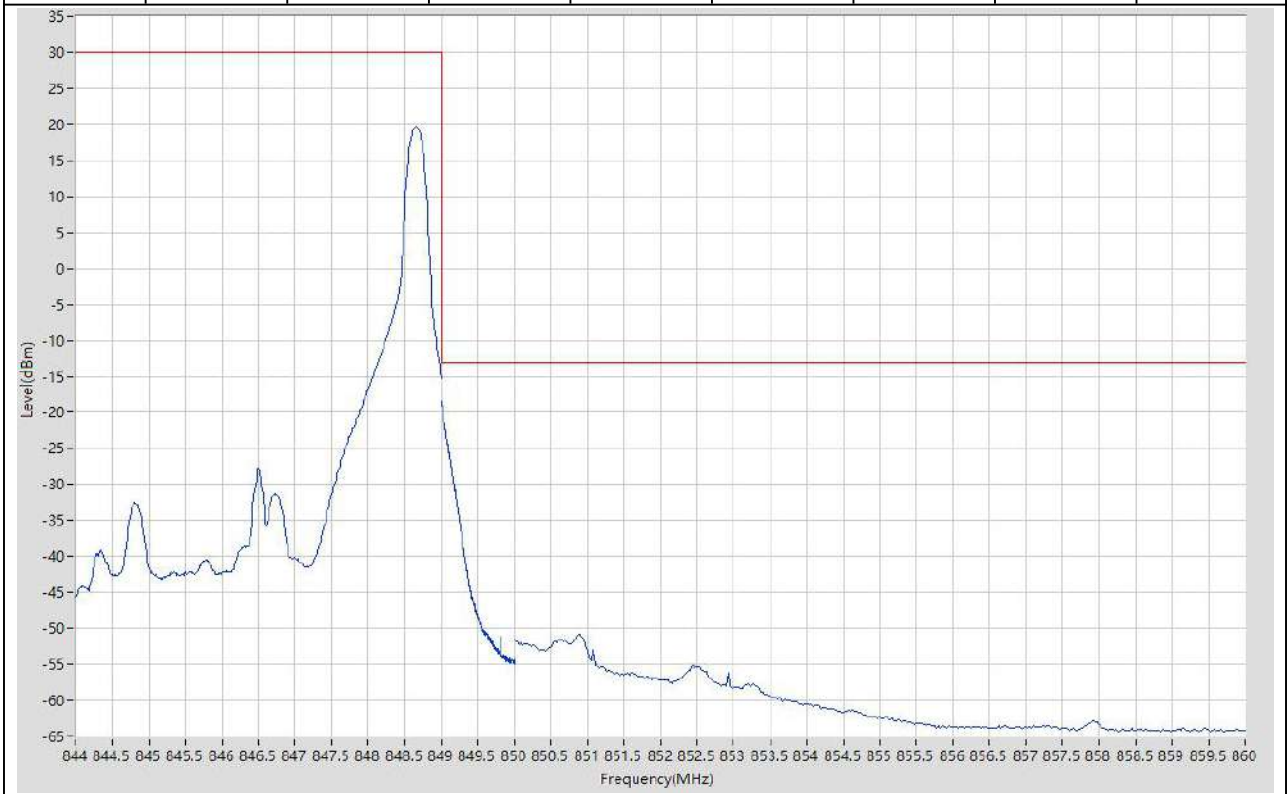
**10.22. LTE Band Edge\_Part22-24-27(NTNV)(Subtest:22, Channel:20625, Bandwidth:5, Modulation:QPSK, RB Number: 25, RB Position:HIGH)**

Start Frequency (MHz)	Stop Frequency (MHz)	RBW (MHz)	Detector	Frequency (MHz)	Power (dBm)	Limit (dBm)	Verdict	Sweep Point
844	849	0.1	RMS	845.863	6.17	30	Pass	401
849	850	0.051	RMS	849.008	-30.65	-13	Pass	401
850	860	0.1	RMS	850	-33.25	-13	Pass	401



**10.23. LTE Band Edge\_Part22-24-27(NTNV)(Subtest:23, Channel:20625, Bandwidth:5, Modulation:Q16, RB Number: 1, RB Position:HIGH)**

Start Frequency (MHz)	Stop Frequency (MHz)	RBW (MHz)	Detector	Frequency (MHz)	Power (dBm)	Limit (dBm)	Verdict	Sweep Point
844	849	0.1	RMS	848.65	19.57	30	Pass	401
849	850	0.051	RMS	849	-18.47	-13	Pass	401
850	860	0.1	RMS	850.9	-50.89	-13	Pass	401



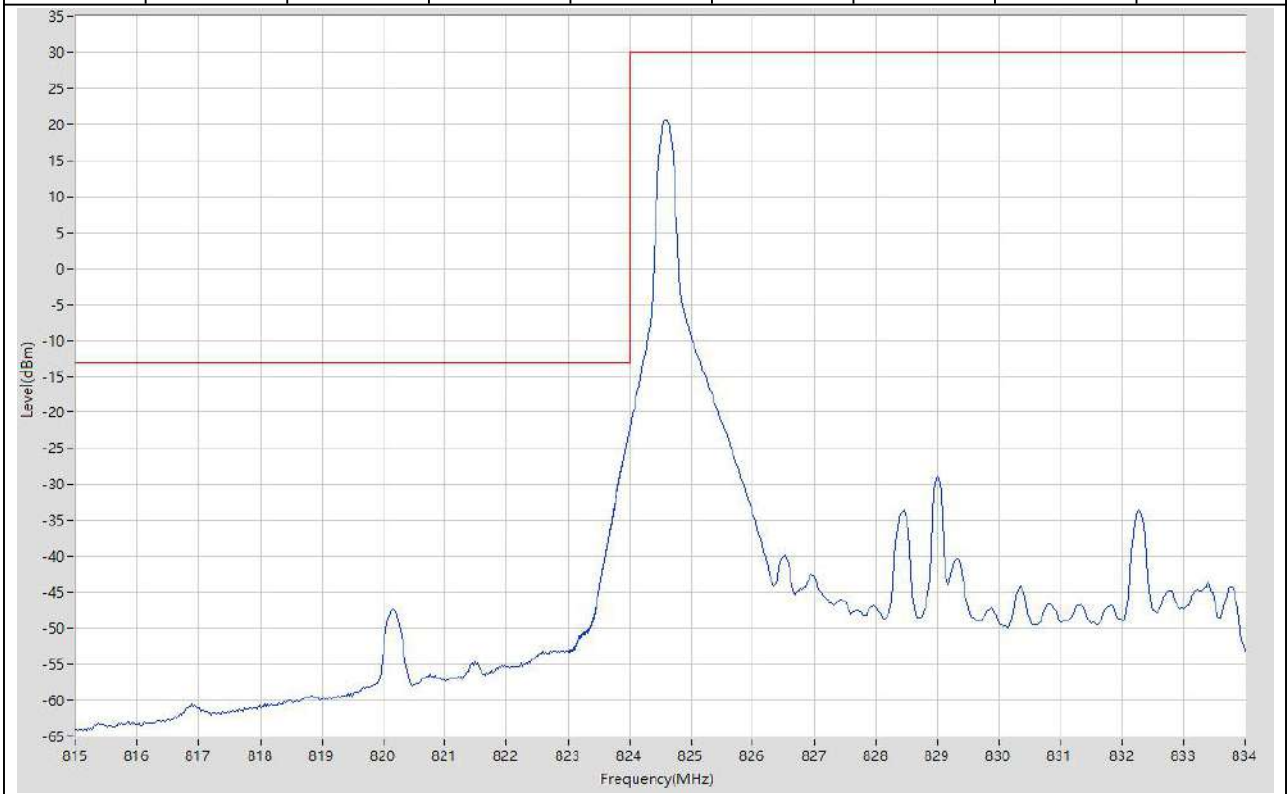
**10.24. LTE Band Edge\_Part22-24-27(NTNV)(Subtest:24, Channel:20625, Bandwidth:5, Modulation:Q16, RB Number: 25, RB Position:HIGH)**

Start Frequency (MHz)	Stop Frequency (MHz)	RBW (MHz)	Detector	Frequency (MHz)	Power (dBm)	Limit (dBm)	Verdict	Sweep Point
844	849	0.1	RMS	844.613	5.22	30	Pass	401
849	850	0.051	RMS	849	-32.05	-13	Pass	401
850	860	0.1	RMS	850.05	-35.69	-13	Pass	401



**10.25. LTE Band Edge\_Part22-24-27(NTNV)(Subtest:25, Channel:20450, Bandwidth:10, Modulation:QPSK, RB Number: 1, RB Position:LOW)**

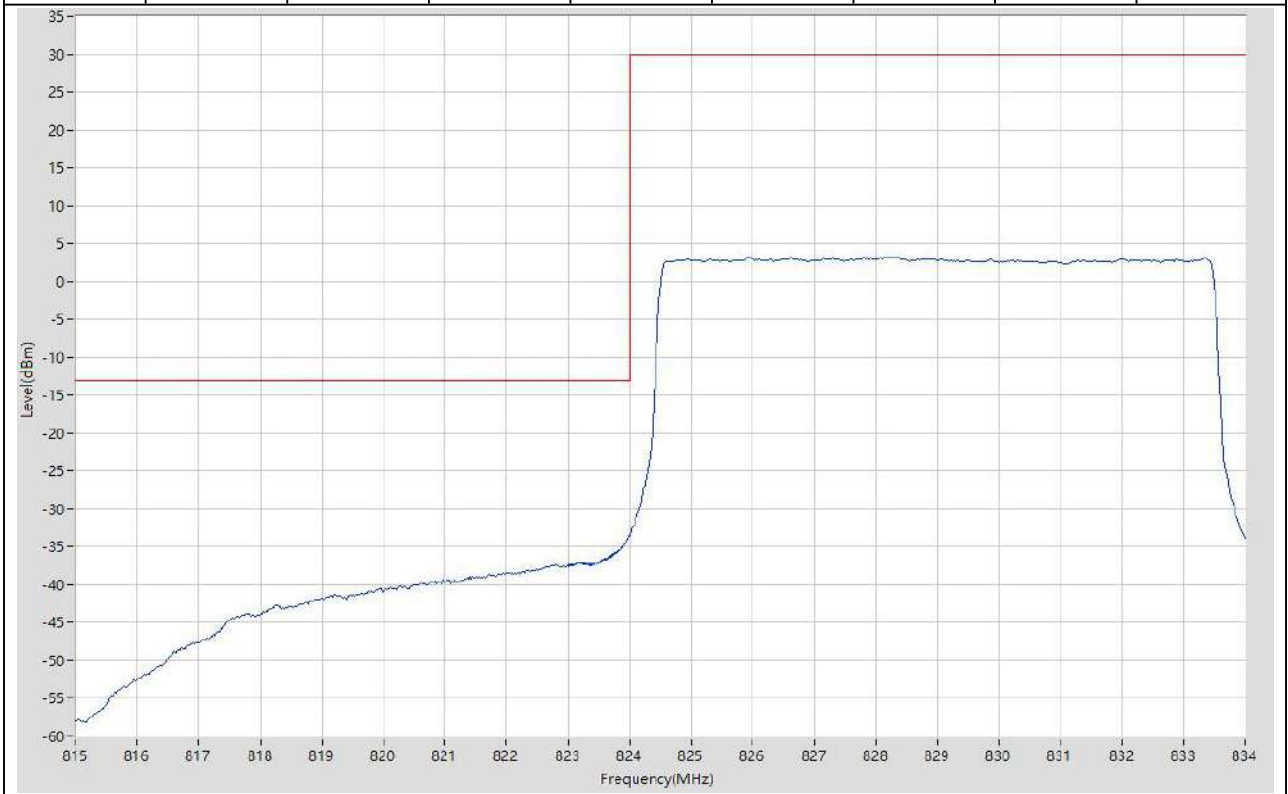
Start Frequency (MHz)	Stop Frequency (MHz)	RBW (MHz)	Detector	Frequency (MHz)	Power (dBm)	Limit (dBm)	Verdict	Sweep Point
815	823	0.1	RMS	820.16	-47.37	-13	Pass	401
823	824	0.1	RMS	823.995	-22.43	-13	Pass	401
824	834	0.1	RMS	824.6	20.63	30	Pass	401





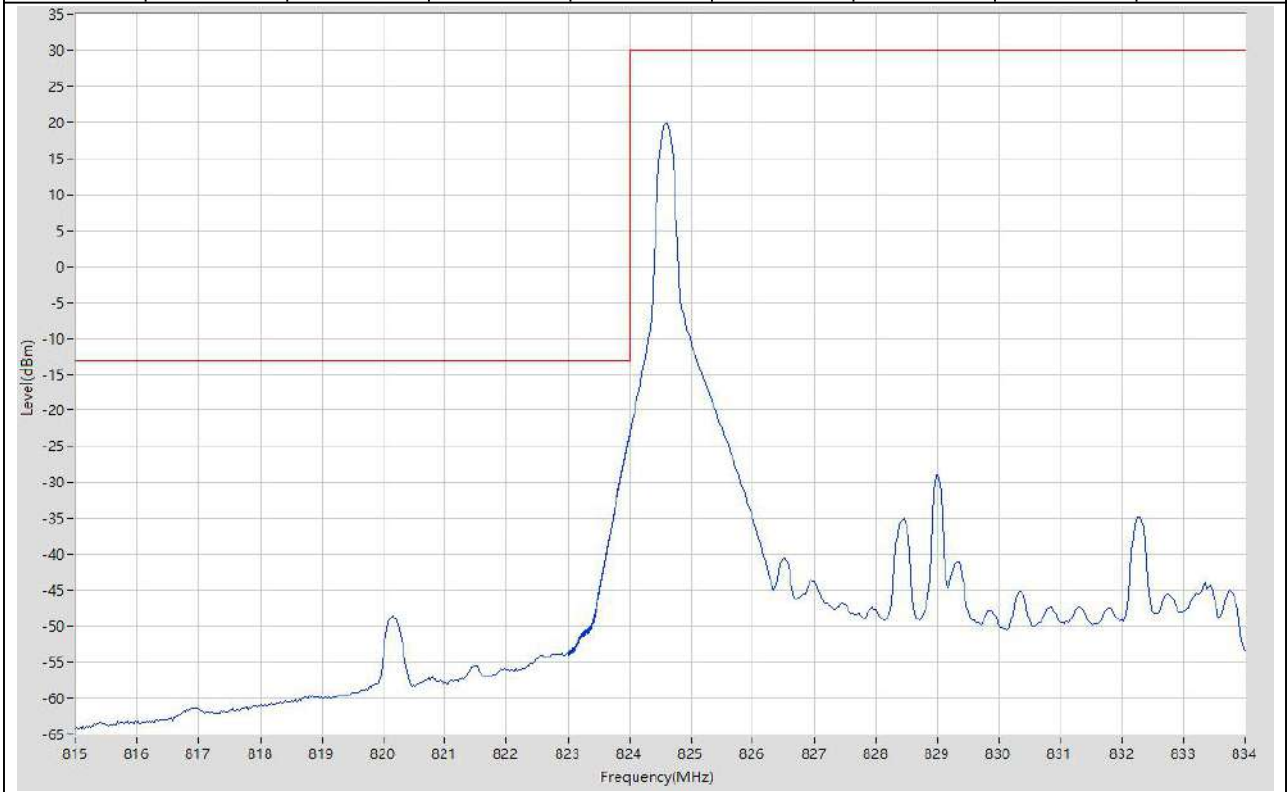
**10.26. LTE Band Edge\_Part22-24-27(NTNV)(Subtest:26, Channel:20450, Bandwidth:10, Modulation:QPSK, RB Number: 50, RB Position:LOW)**

Start Frequency (MHz)	Stop Frequency (MHz)	RBW (MHz)	Detector	Frequency (MHz)	Power (dBm)	Limit (dBm)	Verdict	Sweep Point
815	823	0.1	RMS	822.84	-37.34	-13	Pass	401
823	824	0.1	RMS	823.998	-33.33	-13	Pass	401
824	834	0.1	RMS	828.25	3.26	30	Pass	401



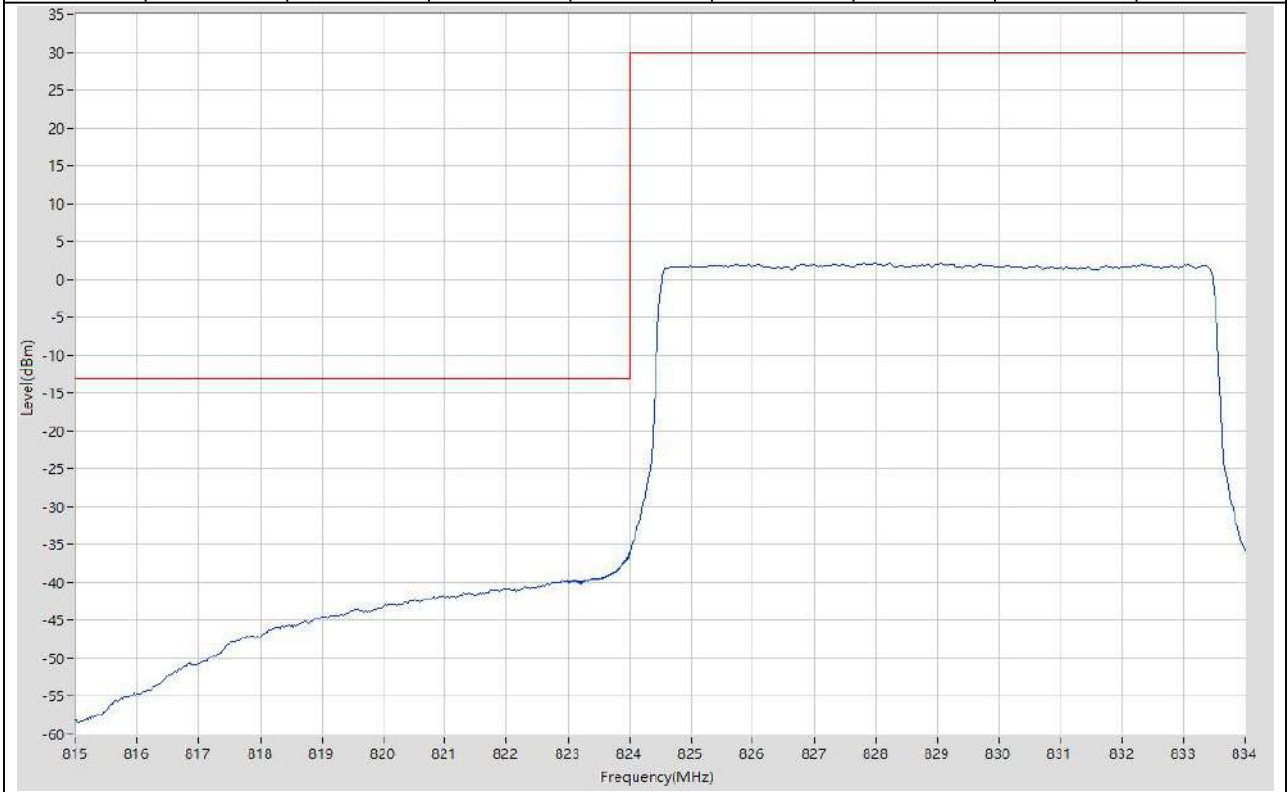
**10.27. LTE Band Edge\_Part22-24-27(NTNV)(Subtest:27, Channel:20450, Bandwidth:10, Modulation:Q16, RB Number: 1, RB Position:LOW)**

Start Frequency (MHz)	Stop Frequency (MHz)	RBW (MHz)	Detector	Frequency (MHz)	Power (dBm)	Limit (dBm)	Verdict	Sweep Point
815	823	0.1	RMS	820.16	-48.51	-13	Pass	401
823	824	0.1	RMS	824	-23.3	-13	Pass	401
824	834	0.1	RMS	824.6	19.8	30	Pass	401



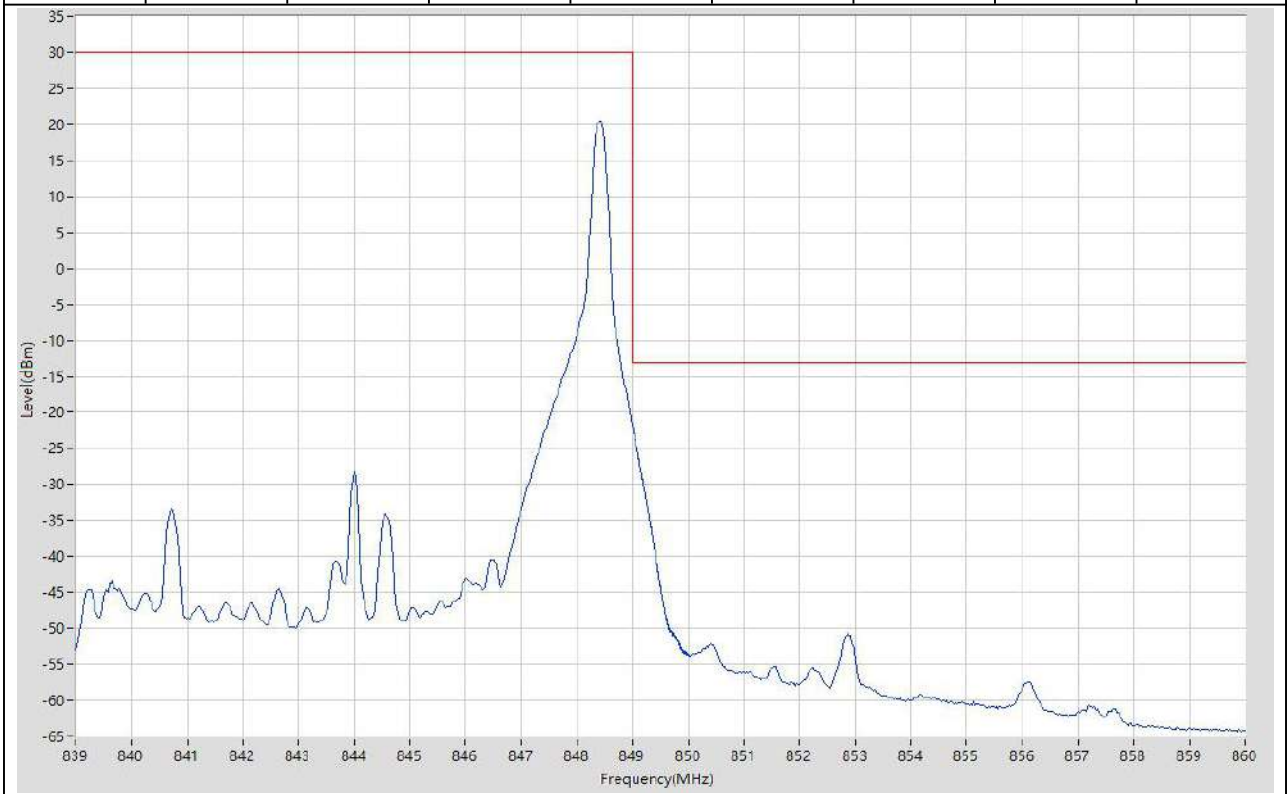
**10.28. LTE Band Edge\_Part22-24-27(NTNV)(Subtest:28, Channel:20450, Bandwidth:10, Modulation:Q16, RB Number: 50, RB Position:LOW)**

Start Frequency (MHz)	Stop Frequency (MHz)	RBW (MHz)	Detector	Frequency (MHz)	Power (dBm)	Limit (dBm)	Verdict	Sweep Point
815	823	0.1	RMS	822.98	-39.63	-13	Pass	401
823	824	0.1	RMS	824	-35.91	-13	Pass	401
824	834	0.1	RMS	827.975	2.17	30	Pass	401



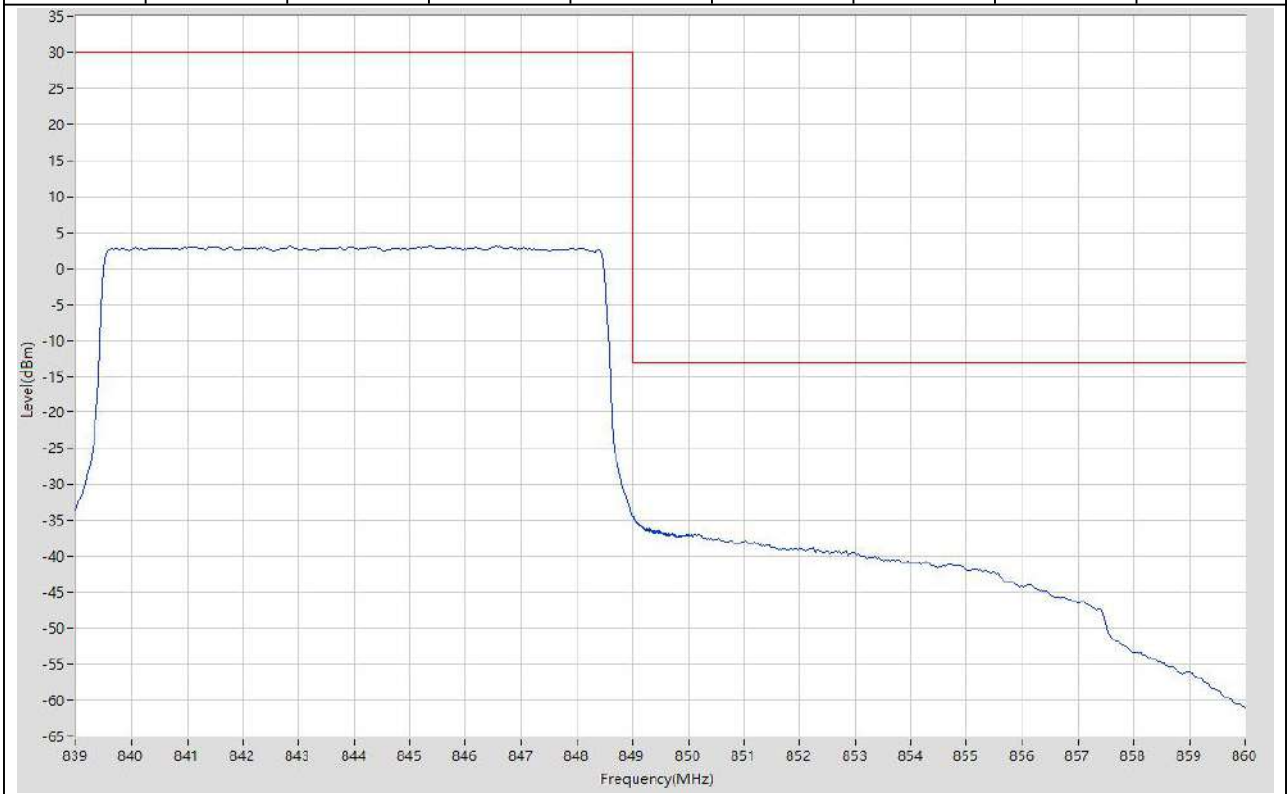
**10.29. LTE Band Edge\_Part22-24-27(NTNV)(Subtest:29, Channel:20600, Bandwidth:10, Modulation:QPSK, RB Number: 1, RB Position:HIGH)**

Start Frequency (MHz)	Stop Frequency (MHz)	RBW (MHz)	Detector	Frequency (MHz)	Power (dBm)	Limit (dBm)	Verdict	Sweep Point
839	849	0.1	RMS	848.425	20.5	30	Pass	401
849	850	0.1	RMS	849	-21.79	-13	Pass	401
850	860	0.1	RMS	852.875	-50.57	-13	Pass	401



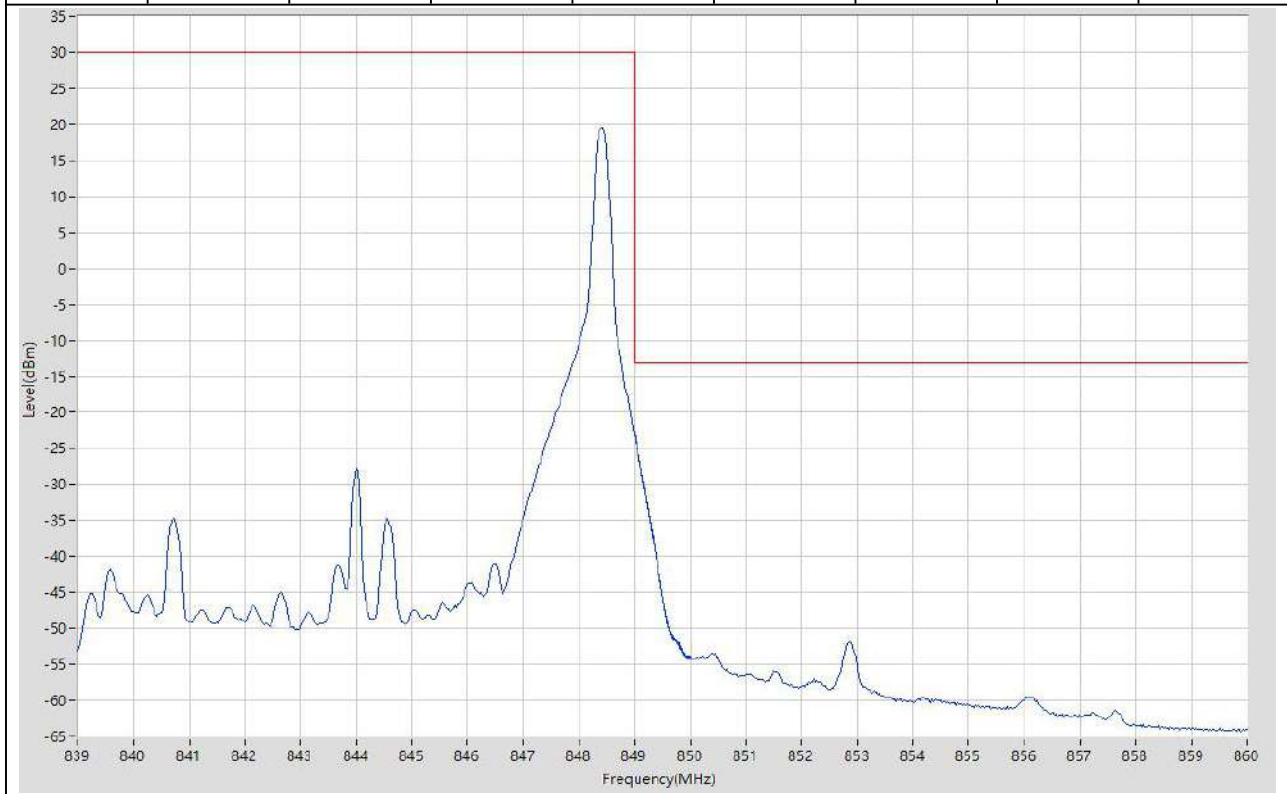
**10.30. LTE Band Edge\_Part22-24-27(NTNV)(Subtest:30, Channel:20600, Bandwidth:10, Modulation:QPSK, RB Number: 50, RB Position:HIGH)**

Start Frequency (MHz)	Stop Frequency (MHz)	RBW (MHz)	Detector	Frequency (MHz)	Power (dBm)	Limit (dBm)	Verdict	Sweep Point
839	849	0.1	RMS	845.375	3.07	30	Pass	401
849	850	0.1	RMS	849	-34.4	-13	Pass	401
850	860	0.1	RMS	850.175	-36.88	-13	Pass	401



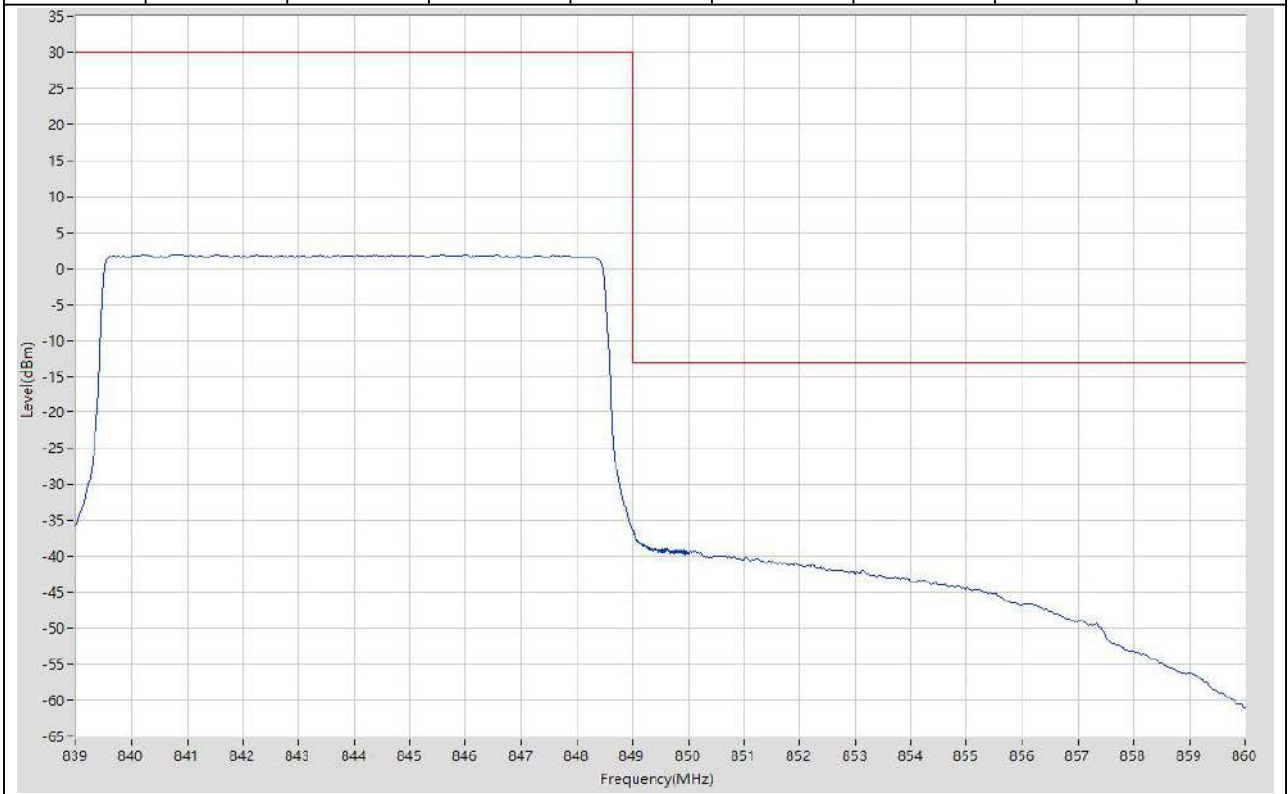
**10.31. LTE Band Edge\_Part22-24-27(NTNV)(Subtest:31, Channel:20600, Bandwidth:10, Modulation:Q16, RB Number: 1, RB Position:HIGH)**

Start Frequency (MHz)	Stop Frequency (MHz)	RBW (MHz)	Detector	Frequency (MHz)	Power (dBm)	Limit (dBm)	Verdict	Sweep Point
839	849	0.1	RMS	848.4	19.44	30	Pass	401
849	850	0.1	RMS	849	-23.06	-13	Pass	401
850	860	0.1	RMS	852.85	-51.79	-13	Pass	401



**10.32. LTE Band Edge\_Part22-24-27(NTNV)(Subtest:32, Channel:20600, Bandwidth:10, Modulation:Q16, RB Number: 50, RB Position:HIGH)**

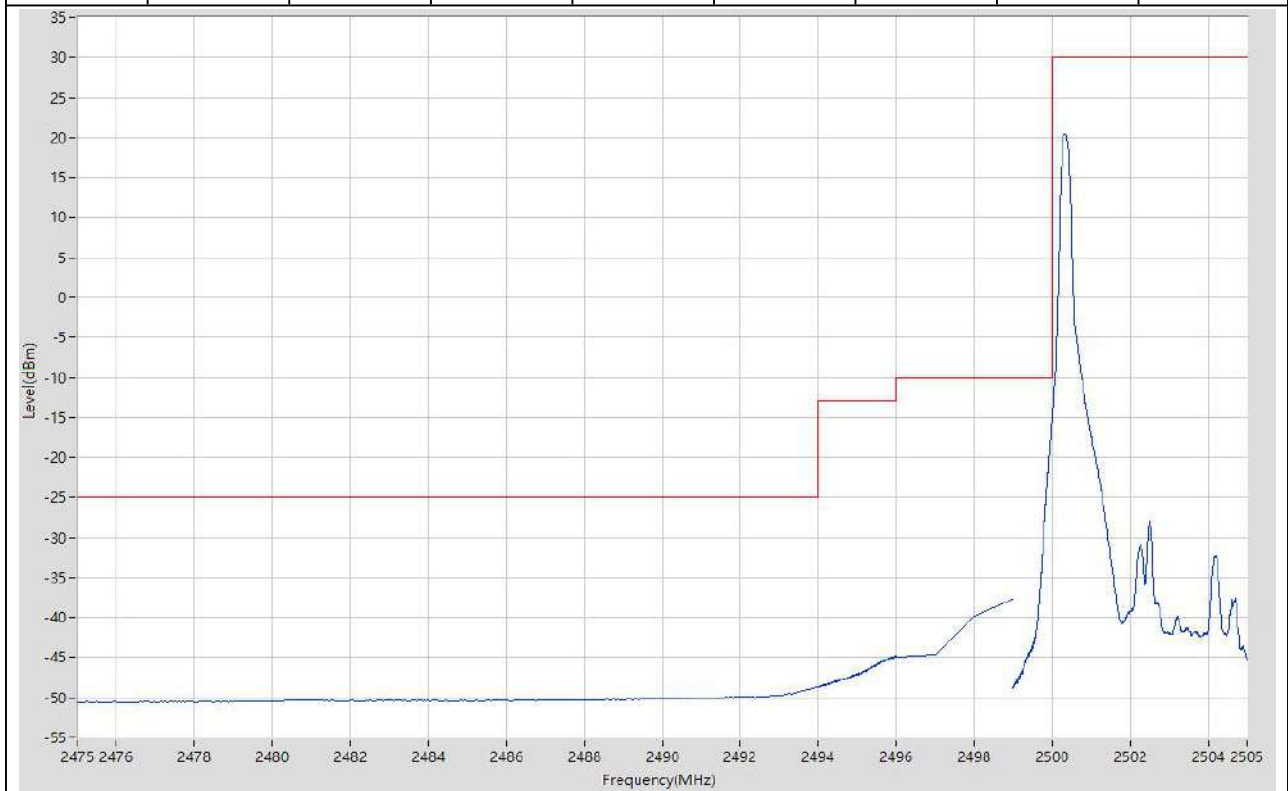
Start Frequency (MHz)	Stop Frequency (MHz)	RBW (MHz)	Detector	Frequency (MHz)	Power (dBm)	Limit (dBm)	Verdict	Sweep Point
839	849	0.1	RMS	846	1.99	30	Pass	401
849	850	0.1	RMS	849.003	-36.24	-13	Pass	401
850	860	0.1	RMS	850.025	-39.33	-13	Pass	401



## 11. LTE\_Band7

### 11.1. LTE Band Edge\_Part22-24-27(NTNV)(Subtest:1, Channel:20775, Bandwidth:5, Modulation:QPSK, RB Number: 1, RB Position:LOW)

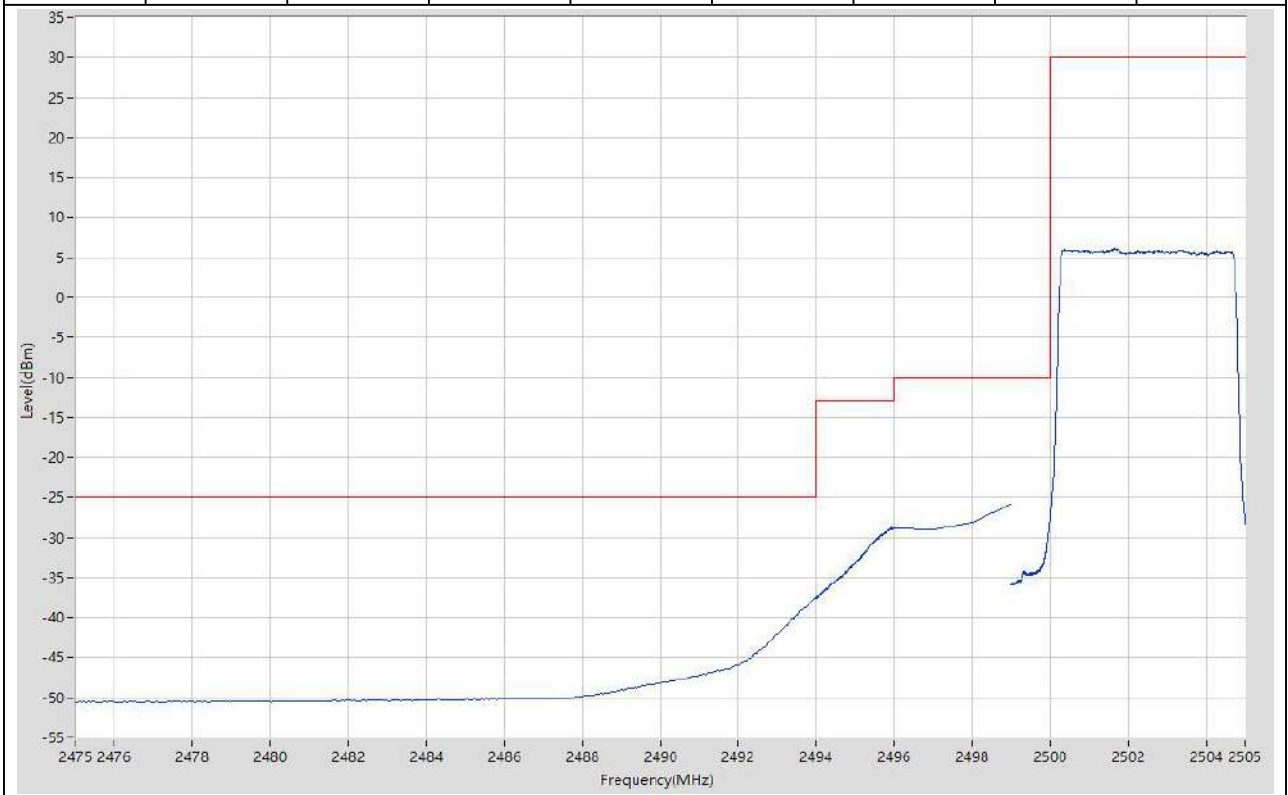
Start Frequency (MHz)	Stop Frequency (MHz)	RBW (MHz)	Detector	Frequency (MHz)	Power (dBm)	Limit (dBm)	Verdict	Sweep Point
2475	2494	1	RMS	2493.953	-48.73	-25	Pass	401
2494	2496	1	RMS	2495.995	-44.71	-13	Pass	401
2496	2499	1	RMS	2499	-37.76	-10	Pass	4
2499	2500	0.1	RMS	2500	-15.03	-10	Pass	401
2500	2505	0.1	RMS	2500.338	20.48	30	Pass	401





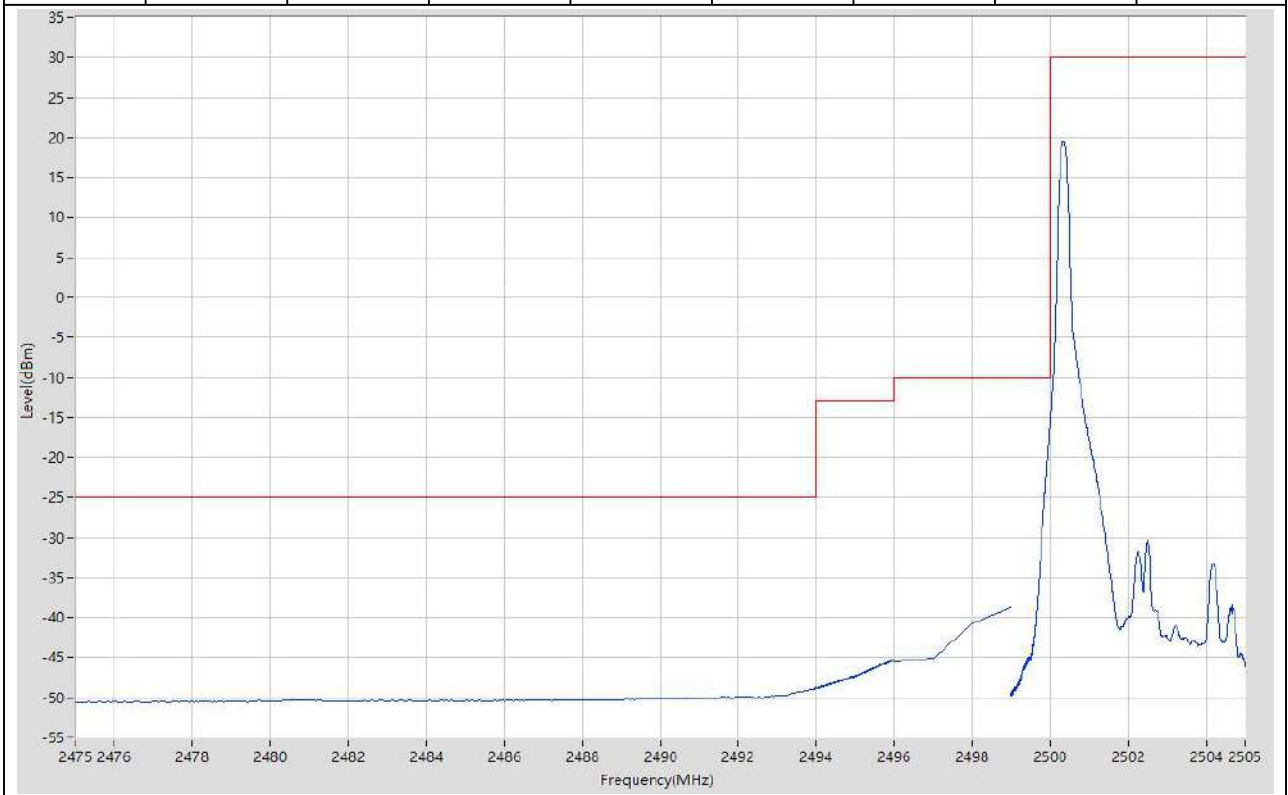
**11.2. LTE Band Edge\_Part22-24-27(NTNV)(Subtest:2, Channel:20775, Bandwidth:5, Modulation:QPSK, RB Number: 25, RB Position:LOW)**

Start Frequency (MHz)	Stop Frequency (MHz)	RBW (MHz)	Detector	Frequency (MHz)	Power (dBm)	Limit (dBm)	Verdict	Sweep Point
2475	2494	1	RMS	2494	-37.43	-25	Pass	401
2494	2496	1	RMS	2495.94	-28.69	-13	Pass	401
2496	2499	1	RMS	2499	-25.93	-10	Pass	4
2499	2500	0.1	RMS	2500	-27.45	-10	Pass	401
2500	2505	0.1	RMS	2501.65	6.08	30	Pass	401



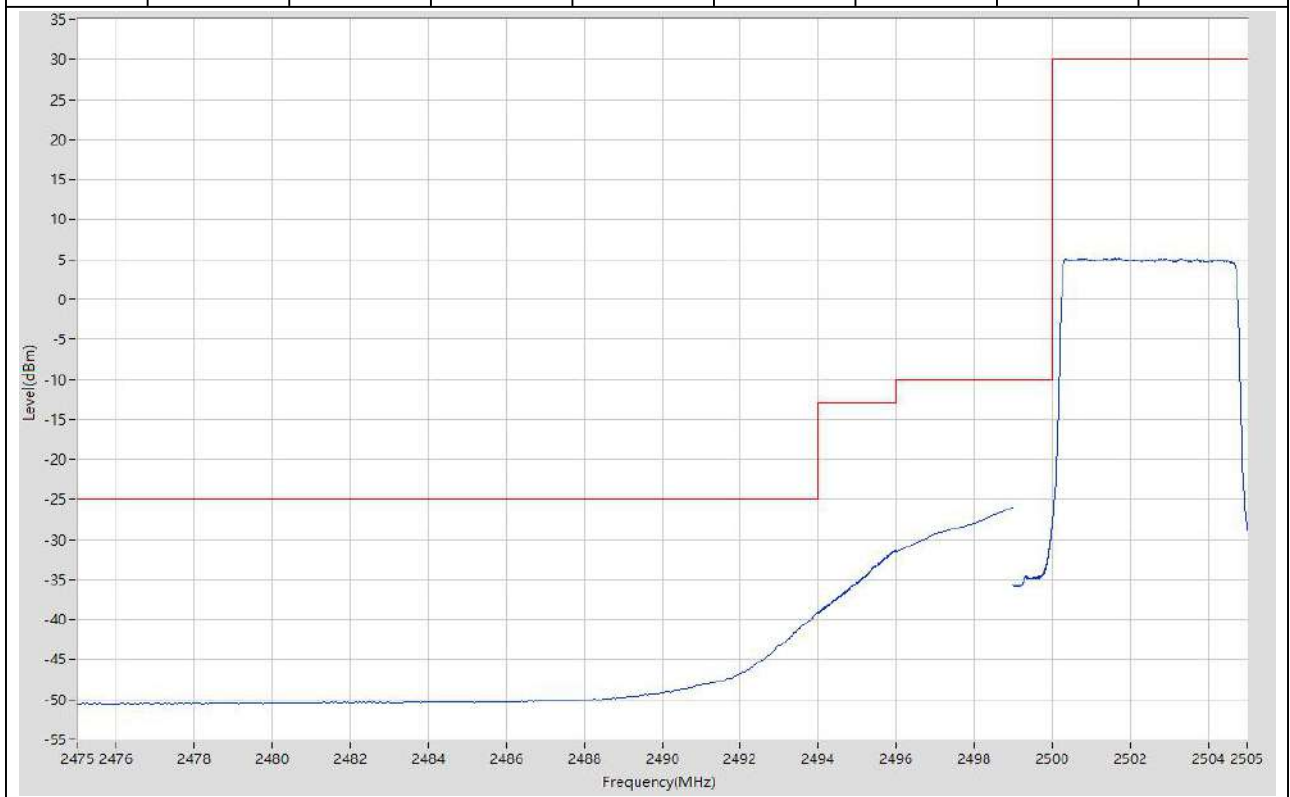
**11.3. LTE Band Edge\_Part22-24-27(NTNV)(Subtest:3, Channel:20775, Bandwidth:5, Modulation:Q16, RB Number: 1, RB Position:LOW)**

Start Frequency (MHz)	Stop Frequency (MHz)	RBW (MHz)	Detector	Frequency (MHz)	Power (dBm)	Limit (dBm)	Verdict	Sweep Point
2475	2494	1	RMS	2494	-48.76	-25	Pass	401
2494	2496	1	RMS	2495.995	-45.35	-13	Pass	401
2496	2499	1	RMS	2499	-38.74	-10	Pass	4
2499	2500	0.1	RMS	2500	-15.62	-10	Pass	401
2500	2505	0.1	RMS	2500.35	19.59	30	Pass	401



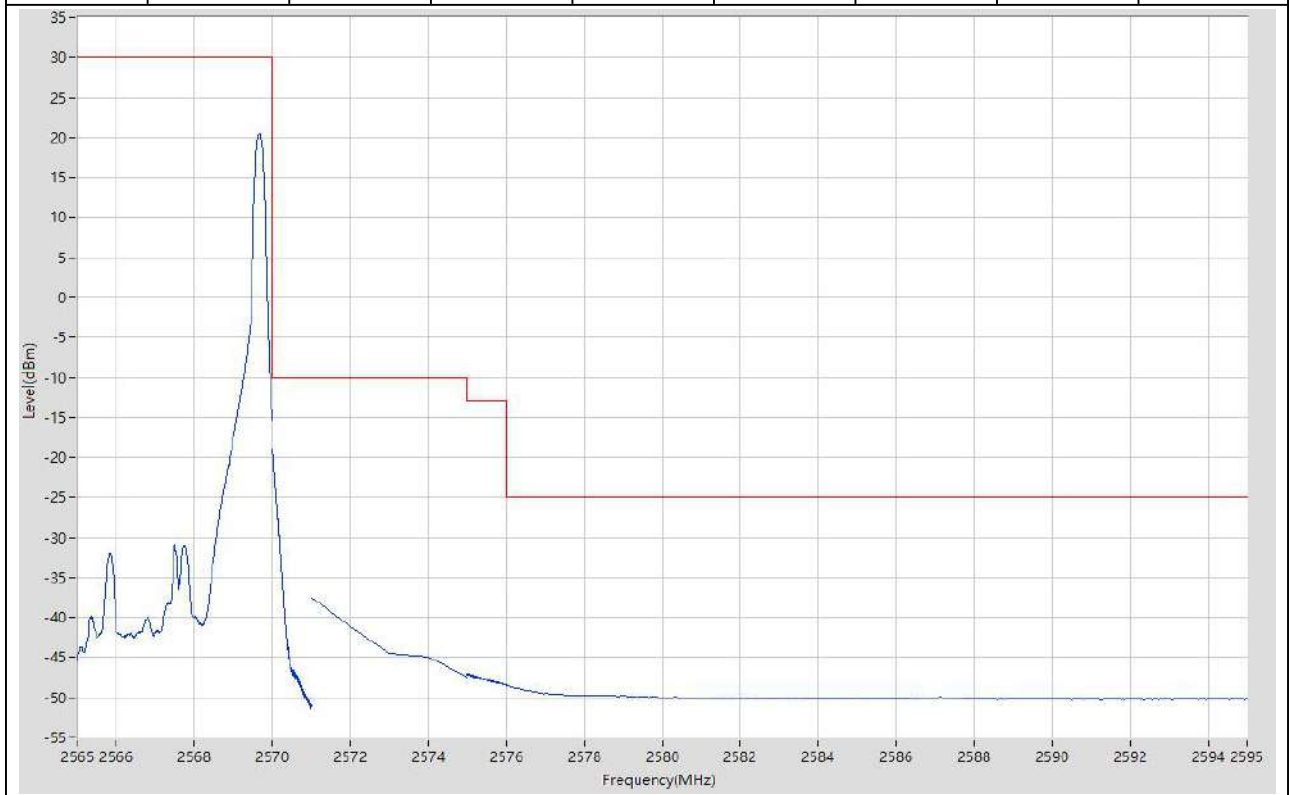
**11.4. LTE Band Edge\_Part22-24-27(NTNV)(Subtest:4, Channel:20775, Bandwidth:5, Modulation:Q16, RB Number: 25, RB Position:LOW)**

Start Frequency (MHz)	Stop Frequency (MHz)	RBW (MHz)	Detector	Frequency (MHz)	Power (dBm)	Limit (dBm)	Verdict	Sweep Point
2475	2494	1	RMS	2494	-39.19	-25	Pass	401
2494	2496	1	RMS	2495.985	-31.37	-13	Pass	401
2496	2499	1	RMS	2499	-26	-10	Pass	4
2499	2500	0.1	RMS	2500	-28.14	-10	Pass	401
2500	2505	0.1	RMS	2501.7	5.24	30	Pass	401



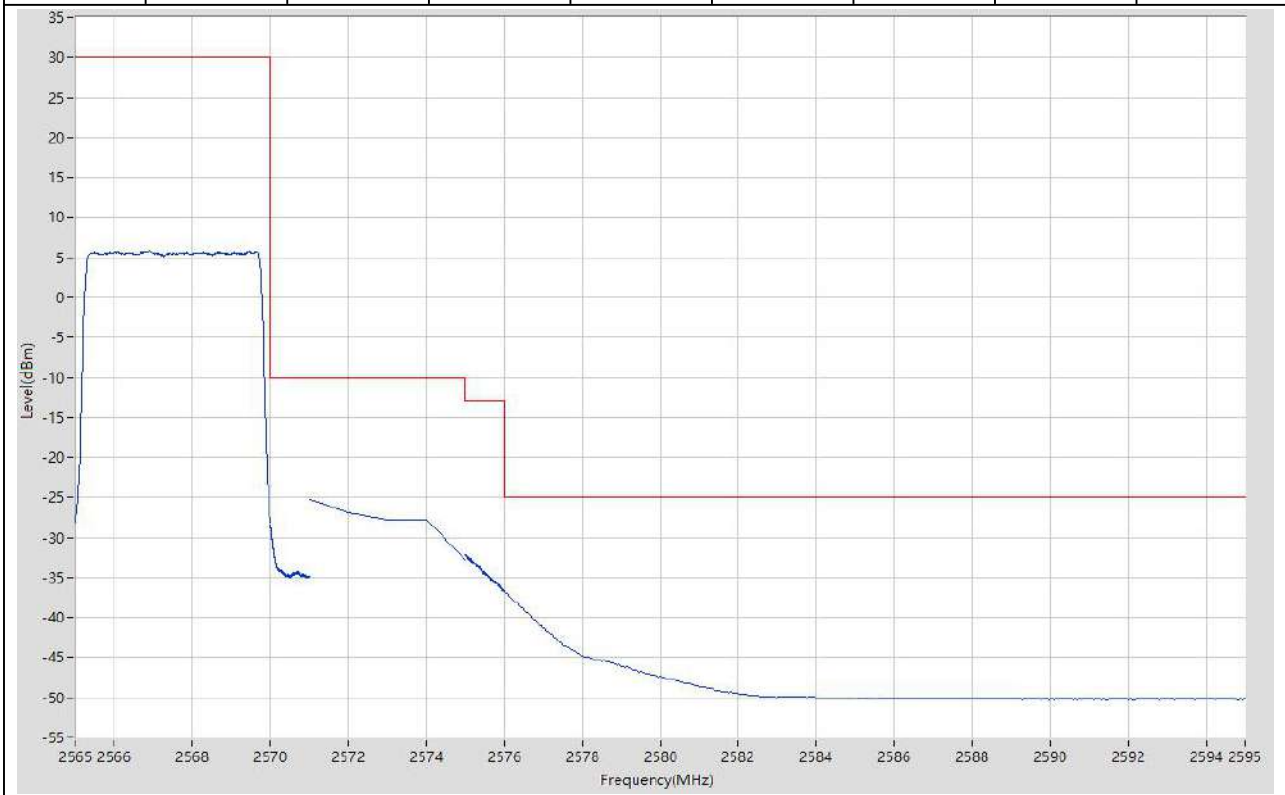
**11.5. LTE Band Edge\_Part22-24-27(NTNV)(Subtest:5, Channel:21425, Bandwidth:5, Modulation:QPSK, RB Number: 1, RB Position:HIGH)**

Start Frequency (MHz)	Stop Frequency (MHz)	RBW (MHz)	Detector	Frequency (MHz)	Power (dBm)	Limit (dBm)	Verdict	Sweep Point
2565	2570	0.1	RMS	2569.65	20.48	30	Pass	401
2570	2571	0.051	RMS	2570	-18.9	-10	Pass	401
2571	2575	1	RMS	2571	-37.64	-10	Pass	5
2575	2576	1	RMS	2575.018	-47.01	-13	Pass	401
2576	2595	1	RMS	2576	-48.54	-25	Pass	401



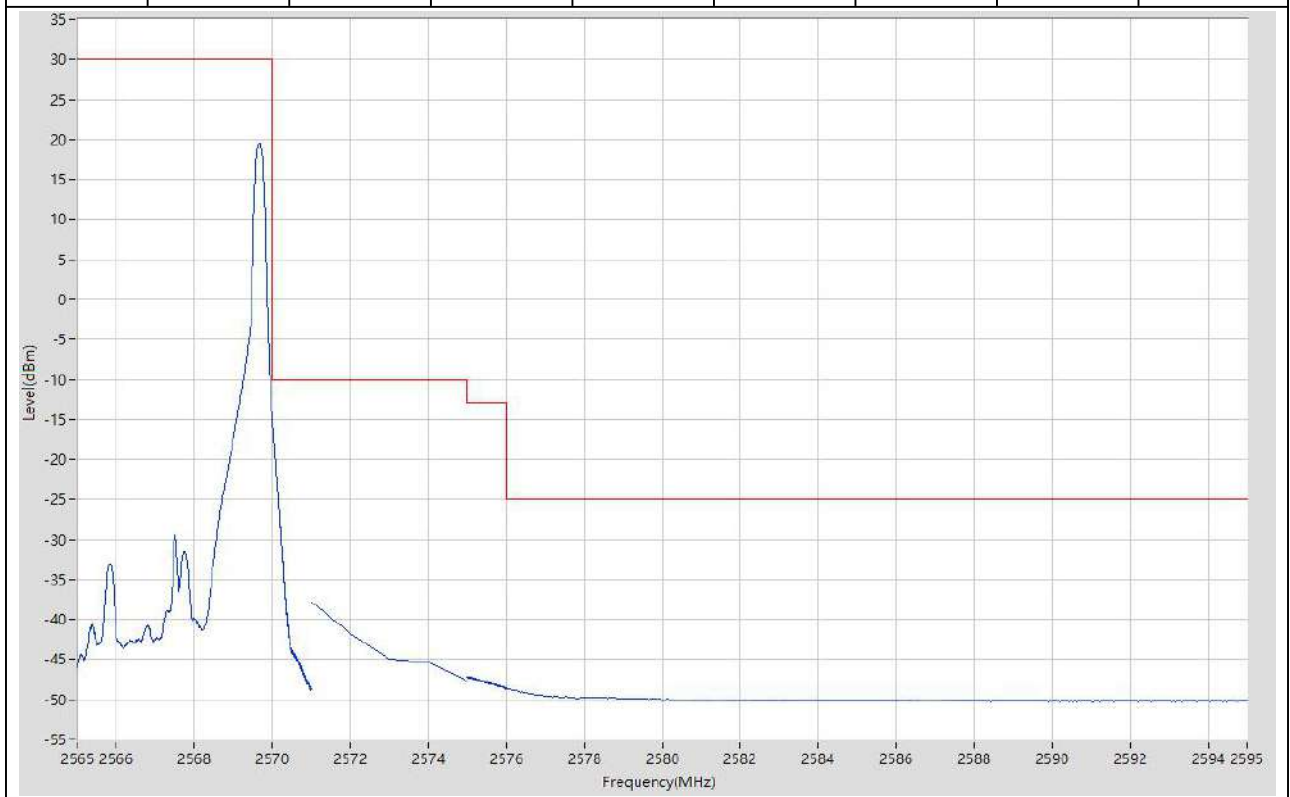
**11.6. LTE Band Edge\_Part22-24-27(NTNV)(Subtest:6, Channel:21425, Bandwidth:5, Modulation:QPSK, RB Number: 25, RB Position:HIGH)**

Start Frequency (MHz)	Stop Frequency (MHz)	RBW (MHz)	Detector	Frequency (MHz)	Power (dBm)	Limit (dBm)	Verdict	Sweep Point
2565	2570	0.1	RMS	2566.875	5.85	30	Pass	401
2570	2571	0.1	RMS	2570	-28.36	-10	Pass	401
2571	2575	1	RMS	2571	-25.32	-10	Pass	5
2575	2576	1	RMS	2575	-32.1	-13	Pass	401
2576	2595	1	RMS	2576	-36.72	-25	Pass	401



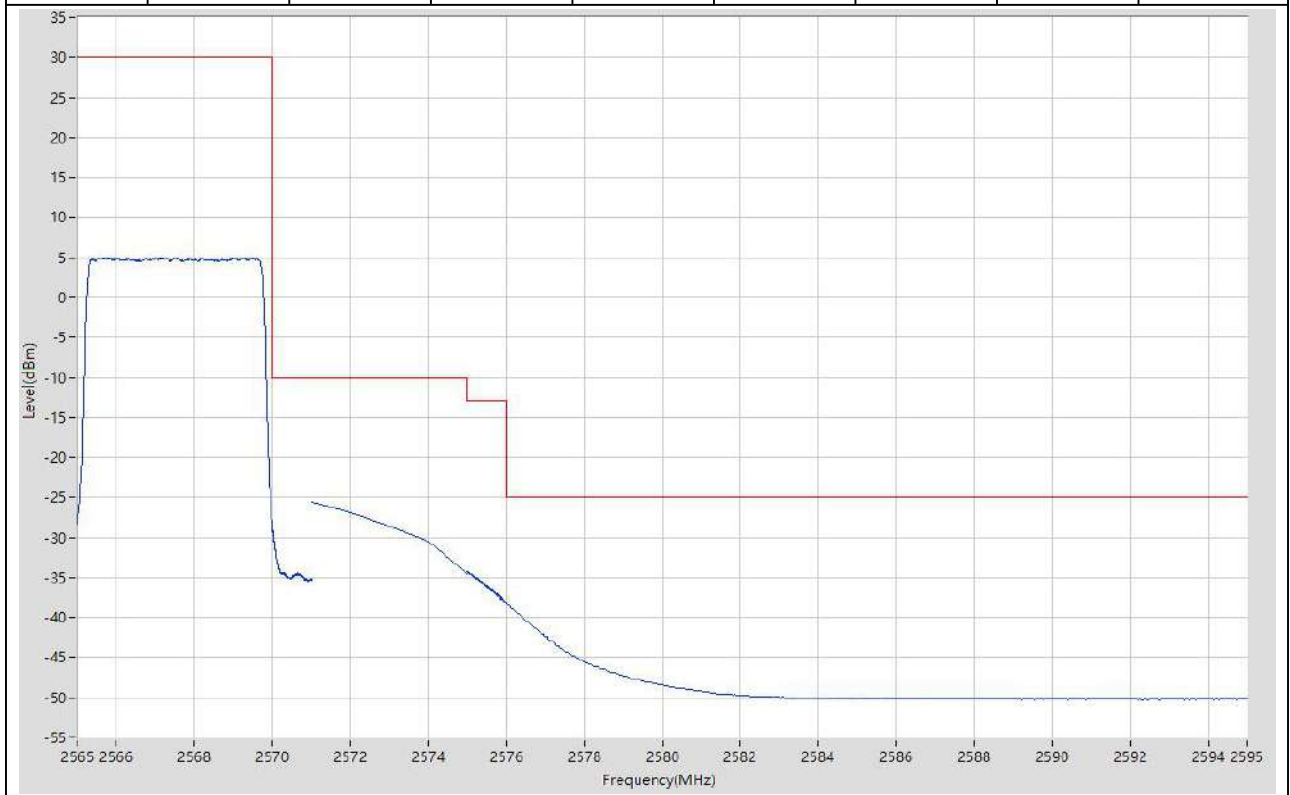
**11.7. LTE Band Edge\_Part22-24-27(NTNV)(Subtest:7, Channel:21425, Bandwidth:5, Modulation:Q16, RB Number: 1, RB Position:HIGH)**

Start Frequency (MHz)	Stop Frequency (MHz)	RBW (MHz)	Detector	Frequency (MHz)	Power (dBm)	Limit (dBm)	Verdict	Sweep Point
2565	2570	0.1	RMS	2569.663	19.56	30	Pass	401
2570	2571	0.1	RMS	2570	-15.22	-10	Pass	401
2571	2575	1	RMS	2571	-37.93	-10	Pass	5
2575	2576	1	RMS	2575.023	-47.12	-13	Pass	401
2576	2595	1	RMS	2576	-48.68	-25	Pass	401



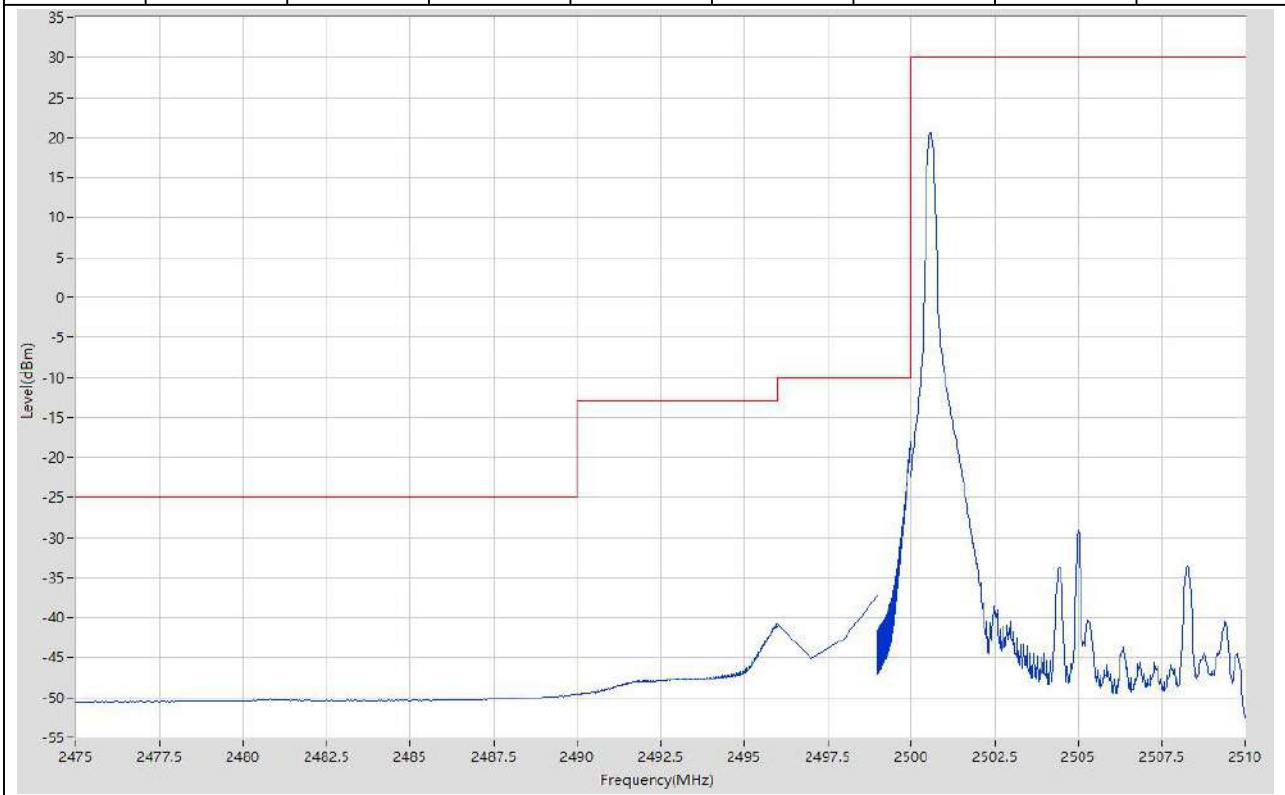
**11.8. LTE Band Edge\_Part22-24-27(NTNV)(Subtest:8, Channel:21425, Bandwidth:5, Modulation:Q16, RB Number: 25, RB Position:HIGH)**

Start Frequency (MHz)	Stop Frequency (MHz)	RBW (MHz)	Detector	Frequency (MHz)	Power (dBm)	Limit (dBm)	Verdict	Sweep Point
2565	2570	0.1	RMS	2569.025	5.02	30	Pass	401
2570	2571	0.1	RMS	2570.003	-28.7	-10	Pass	401
2571	2575	1	RMS	2571	-25.53	-10	Pass	5
2575	2576	1	RMS	2575	-34.24	-13	Pass	401
2576	2595	1	RMS	2576	-38.26	-25	Pass	401



**11.9. LTE Band Edge\_Part22-24-27(NTNV)(Subtest:9, Channel:20800, Bandwidth:10, Modulation:QPSK, RB Number: 1, RB Position:LOW)**

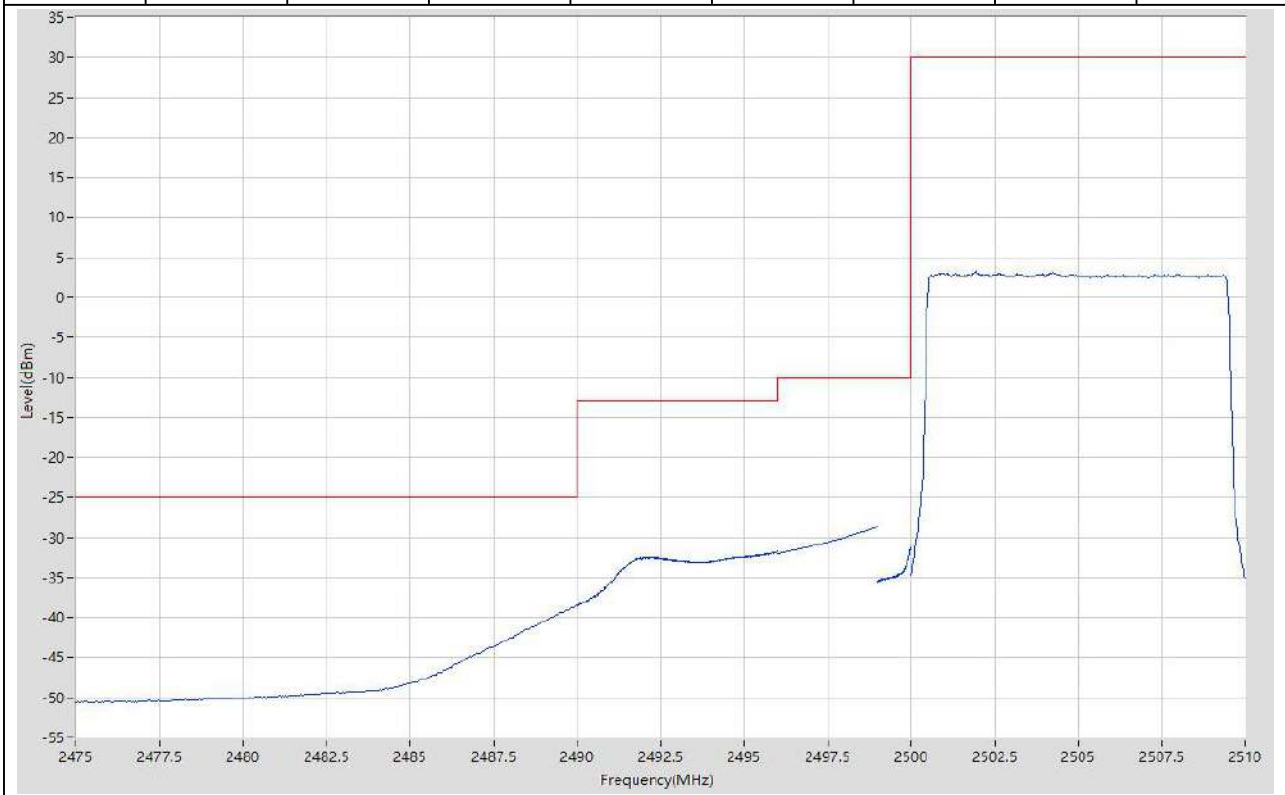
Start Frequency (MHz)	Stop Frequency (MHz)	RBW (MHz)	Detector	Frequency (MHz)	Power (dBm)	Limit (dBm)	Verdict	Sweep Point
2475	2490	1	RMS	2490	-49.53	-25	Pass	401
2490	2496	1	RMS	2495.985	-40.93	-13	Pass	401
2496	2499	1	RMS	2499	-37.32	-10	Pass	4
2499	2500	0.2	RMS	2499.998	-18.1	-10	Pass	401
2500	2510	0.1	RMS	2500.6	20.57	30	Pass	401





**11.10. LTE Band Edge\_Part22-24-27(NTNV)(Subtest:10, Channel:20800, Bandwidth:10, Modulation:QPSK, RB Number: 50, RB Position:LOW)**

Start Frequency (MHz)	Stop Frequency (MHz)	RBW (MHz)	Detector	Frequency (MHz)	Power (dBm)	Limit (dBm)	Verdict	Sweep Point
2475	2490	1	RMS	2489.963	-38.52	-25	Pass	401
2490	2496	1	RMS	2496	-31.79	-13	Pass	401
2496	2499	1	RMS	2499	-28.78	-10	Pass	4
2499	2500	0.2	RMS	2499.998	-31.27	-10	Pass	401
2500	2510	0.1	RMS	2501.925	3.22	30	Pass	401



**11.11. LTE Band Edge\_Part22-24-27(NTNV)(Subtest:11, Channel:20800, Bandwidth:10, Modulation:Q16, RB Number: 1, RB Position:LOW)**

Start Frequency (MHz)	Stop Frequency (MHz)	RBW (MHz)	Detector	Frequency (MHz)	Power (dBm)	Limit (dBm)	Verdict	Sweep Point
2475	2490	1	RMS	2489.963	-49.57	-25	Pass	401
2490	2496	1	RMS	2496	-41.87	-13	Pass	401
2496	2499	1	RMS	2499	-39.52	-10	Pass	4
2499	2500	0.2	RMS	2500	-19.27	-10	Pass	401
2500	2510	0.1	RMS	2500.6	19.74	30	Pass	401

