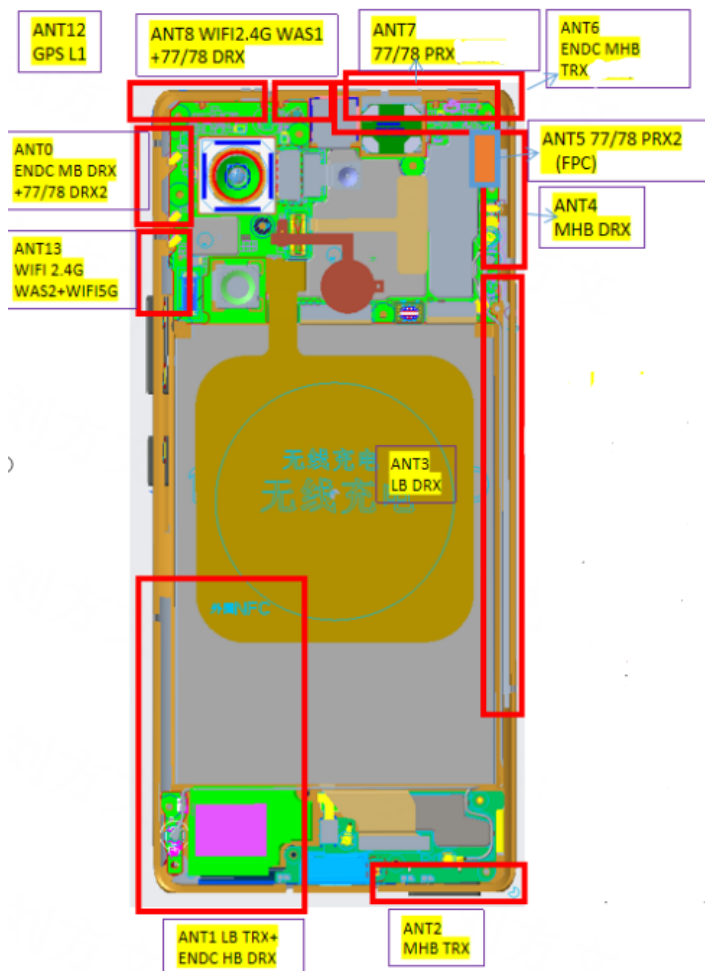


## Electric Specifications

TYPE	
Transmitter Frequency	LTE 12/17/28 NR 28: 699-748MHz
	GSM850/WCDMA B5/LTE B5/20 NR B5:824-862MHz
	GSM 900/WCDMA B8/LTE B8 NR B8:880-915MHz
	DCS 1800/WCDMA B4/LTE B3/4 NR B3/66:1710-1785MHz
	WCDMA B1/LTE B1 NR B1:1920-1980MHz
	PCS 1900/WCDMA B2/LTE B2:1850-1910MHz
	LTEB7/38/41 NR B7/38/41:2500-2570MHz
	LTE B40 NR 40:2300-2400MHz
	NR B77/B78/LTE B42 :3300-4200MHz
Received Frequency	LTE 12/17/28 NR 28:758-803MHz
	GSM850/WCDMA B5/LTE B5/20 NR B5:858-894MHz 791-821MHz
	GSM 900/WCDMA B8/LTE B8 NR B8:925-960MHz
	DCS 1800/WCDMA B4/LTE B3/4 NR B3/66 2110-2155MHz
	WCDMA B1/LTE B1 NR B1:2110-2170MHz
	PCS 1900/WCDMA B2/LTE B2:1930-1990MHz
	LTEB7/38/41 NR B7/38/41:2555-2685MHz
	LTE B40 NR 40:2300-2400MHz
	NR B77/B78/LTE B42 :3300-4200MHz
RF-Output Power (E. I. R. P)	GSM850/900:33+/-2dbm
	DCS/PCS:30+/-2dbm
	WCDMA B1/2/4/5/8 23+/-2dbm
	LTE B1/2/3/4/5/7/8/12/17/20/28/38/40/41:23+/-2dbm
	NR B77/78/LTE B42 23+/-2dbm
Antenna Gain(Peak Gain)	LTE 12/17/28 NR 28:-8.16
	GSM850/WCDMA B5/LTE B5/20 NR B5:-6.8
	GSM 900/WCDMA B8/LTE B8 NR B8:-7.56
	DCS 1800/WCDMA B4/LTE B3/4 NR B3/66/4:-4.38
	WCDMA B1/LTE B1 NR B1:-5.92
	PCS 1900/WCDMA B2/LTE B2:-5.2
	LTEB7/38/41 NR B7/38/41:-3.76
	LTE B40 NR 40:-3.11
	GPS:-4.17
	BT/WIFI 2.4G:-1.91
	WIFI 5G:-1.54
NR B77/78/LTE B42:-1.85	
Type of Modulation	GMSK

## Antenna size



Antenna	Support Band
Ant 0	5G: 77/n78
Ant 1(PRX)	2G: B5,8 3G: B5,8 4G: FDD: B5,8, 12, 17, 20, 28 5G: FDD: n5/n8/n12/n20/n28
Ant 2(TRX)	2G: B2,3 3G: B1, 2, 4 4G: FDD: 1,2,3,4,7,66 TDD: 38,40,41,42 5G: TDD: n38/n40/n41 FDD: n1/n3/n7/n66
Ant 3(DRX)	2G: B5,8 3G: B5,8 4G: FDD: B5,8, 12, 17, 20, 28 5G: FDD: n5/n8/n12/n20/n28
Ant 4(DRX)	2G: B2,3 3G: B1, 2, 4 4G: FDD: 1,2,3,4,7,66 TDD: 38,40,41,42 5G: TDD: n38/n40/n41 FDD: n1/n3/n7/n66
Ant 5(PRX MIMO)	5G: 77/n78
Ant 6(PRX MIMO)	4G: B1,3,7,38,40,41 5G: N1/3/66/N7/38/40/41
Ant 7(PRX)	5G: 77/n78
Ant 8(DRX)	5G: 77/n78 WIFI2.4G
Ant 12	GPS
Ant 13	WIFI2.4G WIFI5G

Project Name: X6851

Company: Sunnyway

Address: Building 4, 1st Floor, No. 99, Lane 215, Gaoguang Road, Qingpu District, Shanghai

Antenna Name	Model	Part Number
N77/78 PRX MIMO Antenna	FPC	X6851-ANT5-XX

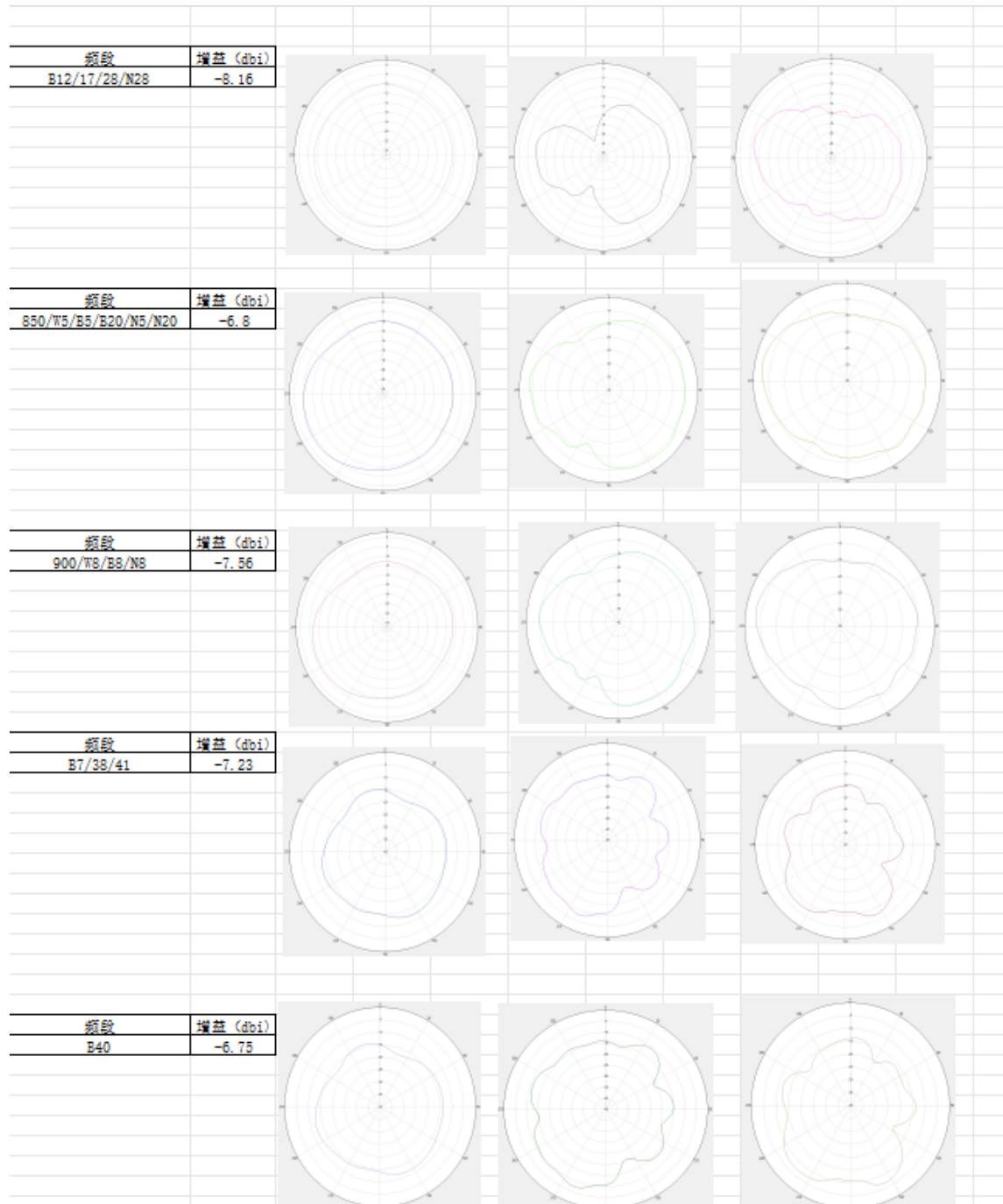
Project Name: X6851

Company: Grezen Moulding Co., Ltd


Address: No. 3 Yucheng Road, Chang'an Town, Dongguan City, Guangdong Province

Antenna Name	Model	Part Number
MDA Antenna	MDA	X6851

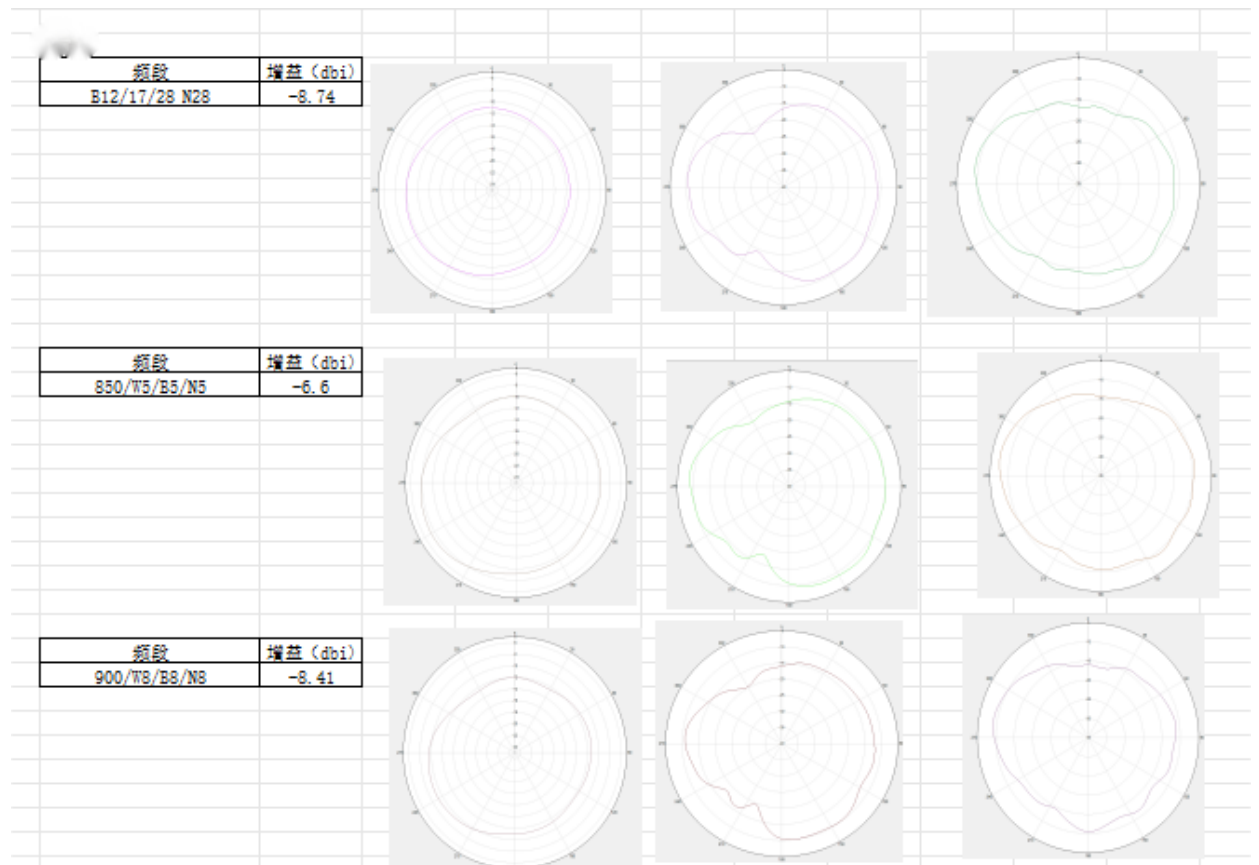
ANT1



ANT2

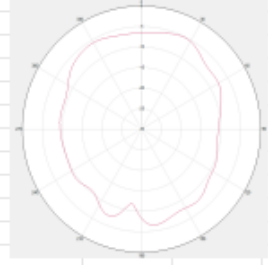
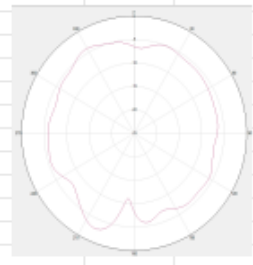
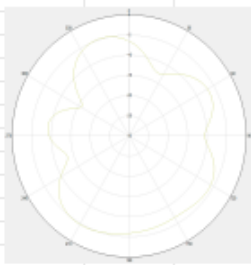


ANT3

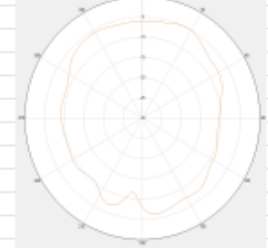
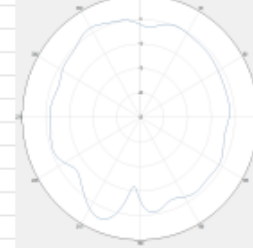
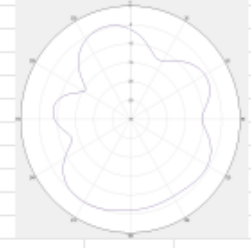


ANT4

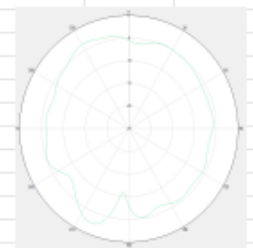
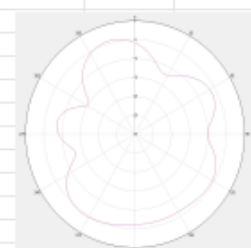
频段	增益 (dbi)
W1/B1/N1	-2.7



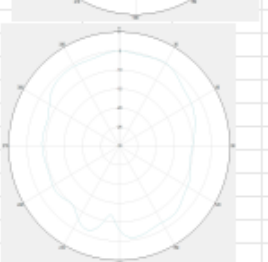
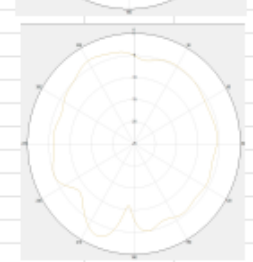
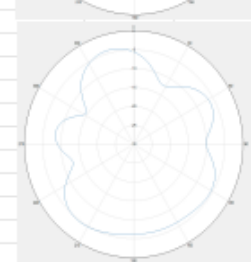
频段	增益 (dbi)
1900/T2/B2	-2.48



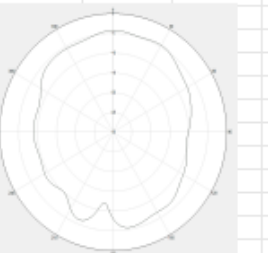
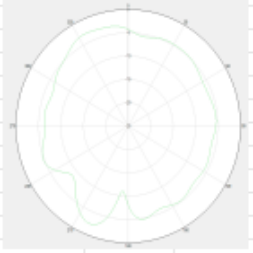
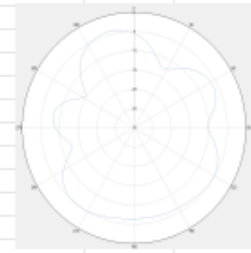
频段	增益 (dbi)
1800/T4/B3/B4/N3	-2.27



频段	增益 (dbi)
B7/B38/B41/N7/N38/N41	-2.26



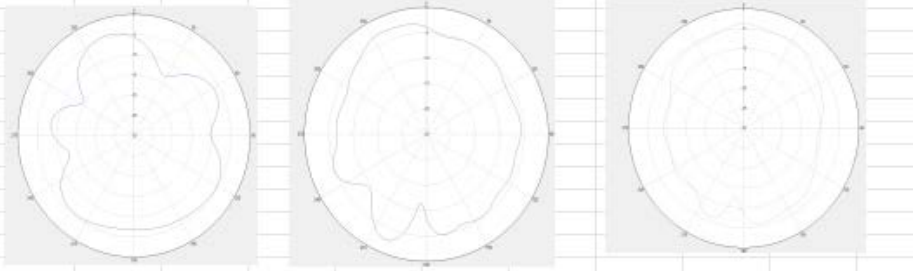
频段	增益 (dbi)
B40/N40	-2.18



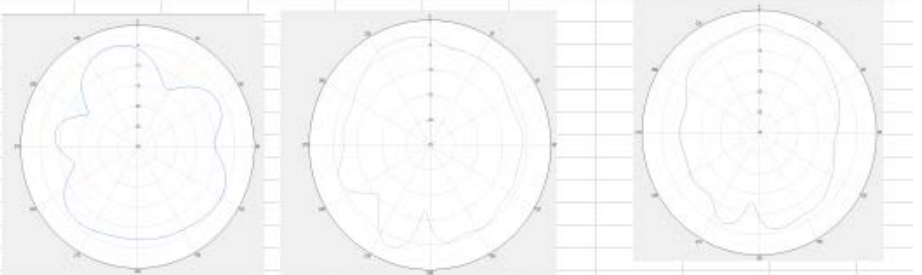
ANT5



频段	增益 (dbi)
N77	-2.35

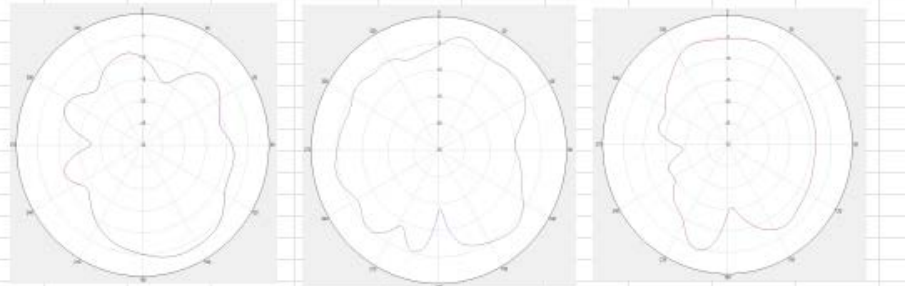


频段	增益 (dbi)
N78	-2.54

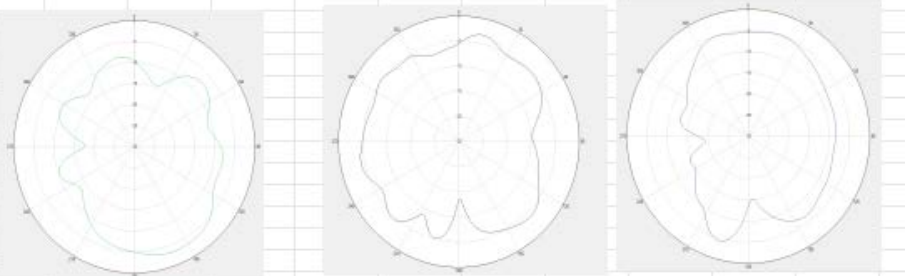


## ANT7

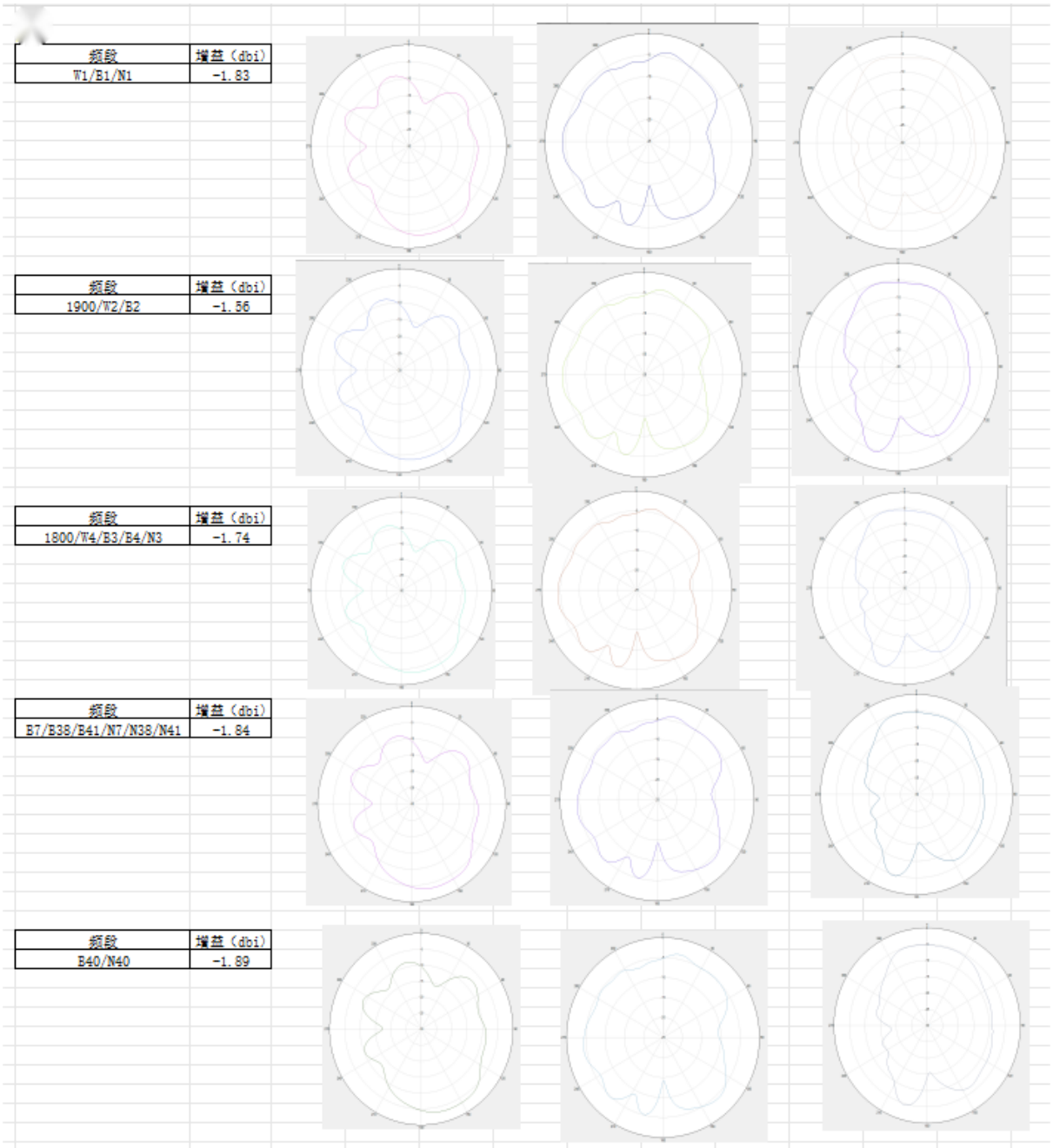
频段	增益 (dbi)
N77	-2.35



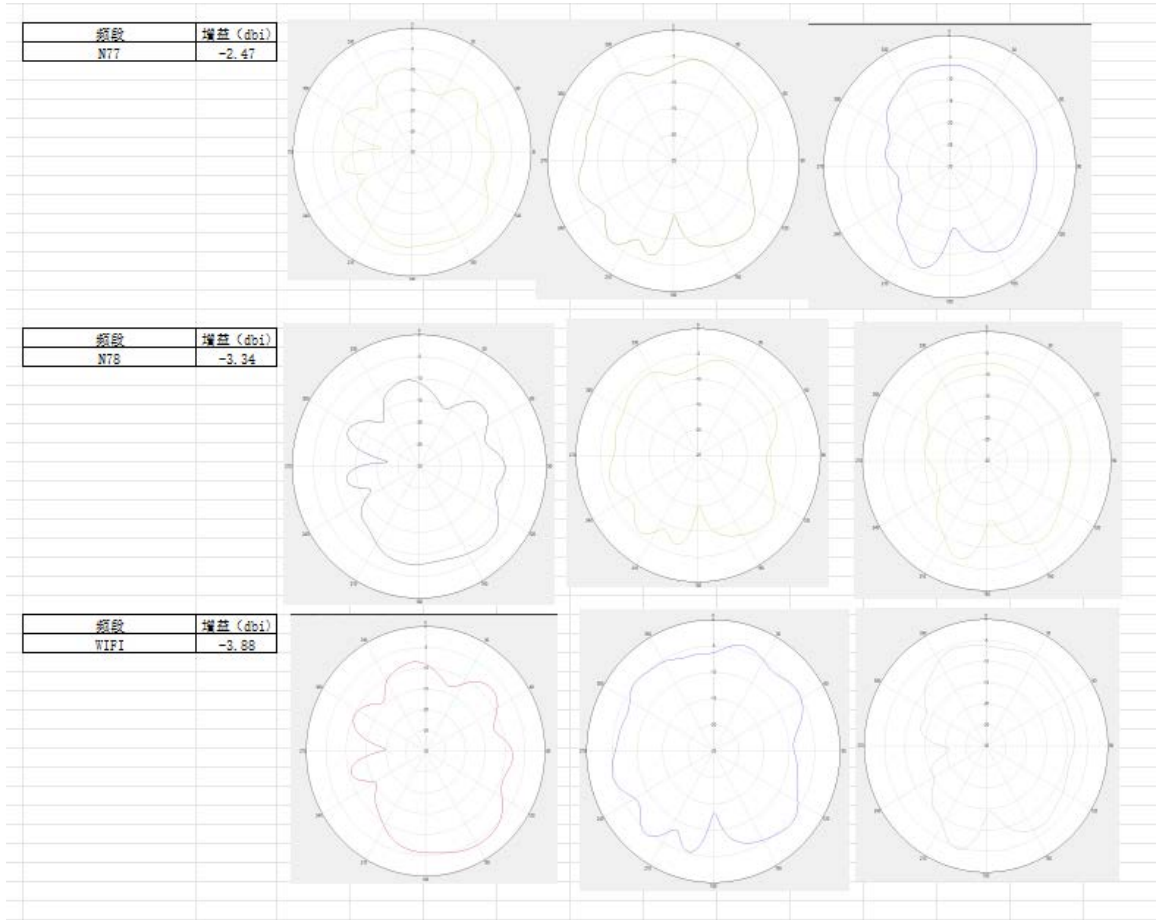
频段	增益 (dbi)
N78	-2.54



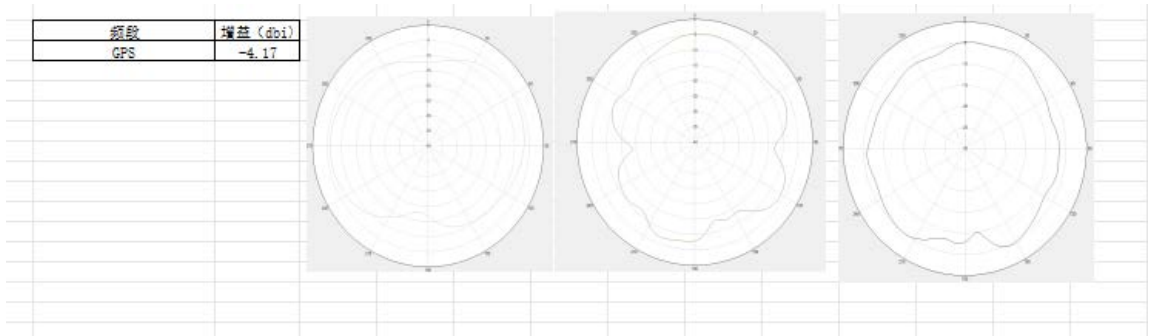
## ANT6



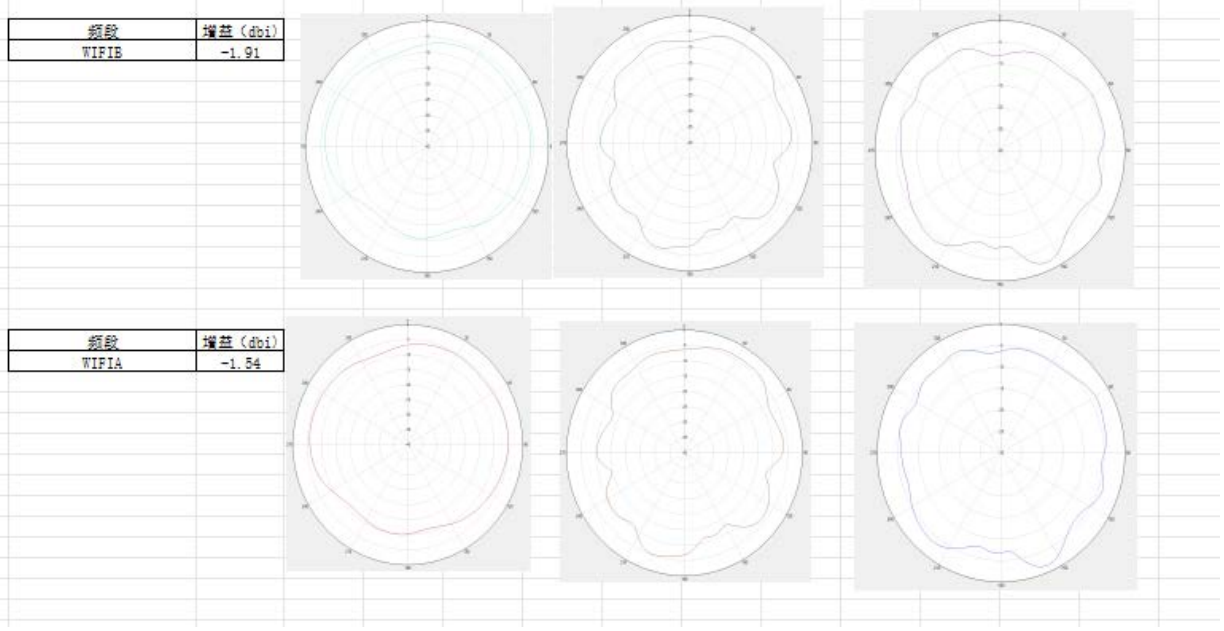
ANT8



## ANT12



## ANT13



ANTO

