

Appendix A: Effective (Isotropic) Radiated Power Output Data

Test Result(WCDMA)

Band	Type	Channel	Conducted Power (dBm)	ERP/EIRP (dBm)	ERP/EIRP Limit (dBm)	Verdict
Band2	Voice	9262	23.00	17.8	33.01	PASS
Band2	TestMode	9262	23.06	17.86	33.01	PASS
Band2	TestMode	9400	23.12	17.92	33.01	PASS
Band2	Voice	9400	23.03	17.83	33.01	PASS
Band2	TestMode	9538	23.28	18.08	33.01	PASS
Band2	Voice	9538	23.20	18	33.01	PASS
Band4	Voice	1312	22.87	18.49	30.00	PASS
Band4	TestMode	1312	22.89	18.51	30.00	PASS
Band4	TestMode	1413	22.92	18.54	30.00	PASS
Band4	Voice	1413	22.85	18.47	30.00	PASS
Band4	Voice	1513	22.78	18.4	30.00	PASS
Band4	TestMode	1513	22.82	18.44	30.00	PASS
Band5	TestMode	4132	23.22	14.27	38.45	PASS
Band5	Voice	4132	23.13	14.18	38.45	PASS
Band5	TestMode	4183	23.72	14.77	38.45	PASS
Band5	Voice	4183	23.71	14.76	38.45	PASS
Band5	Voice	4233	23.65	14.7	38.45	PASS
Band5	TestMode	4233	23.69	14.74	38.45	PASS

Test Result(HSDPA)

Band	Channel	SubTest	Conducted Power (dBm)	ERP/EIRP (dBm)	ERP/EIRP Limit (dBm)	Verdict
Band2	9262	1	23.09	17.89	33.01	PASS
Band2	9262	2	22.53	17.33	33.01	PASS
Band2	9262	3	22.59	17.39	33.01	PASS
Band2	9262	4	22.53	17.33	33.01	PASS
Band2	9400	1	23.11	17.91	33.01	PASS
Band2	9400	2	22.57	17.37	33.01	PASS
Band2	9400	3	22.61	17.41	33.01	PASS
Band2	9400	4	22.56	17.36	33.01	PASS
Band2	9538	1	23.26	18.06	33.01	PASS
Band2	9538	2	22.71	17.51	33.01	PASS
Band2	9538	3	22.77	17.57	33.01	PASS
Band2	9538	4	22.74	17.54	33.01	PASS

Band4	1312	1	22.91	18.53	30.00	PASS
Band4	1312	2	22.41	18.03	30.00	PASS
Band4	1312	3	22.46	18.08	30.00	PASS
Band4	1312	4	22.44	18.06	30.00	PASS
Band4	1413	1	22.94	18.56	30.00	PASS
Band4	1413	2	22.44	18.06	30.00	PASS
Band4	1413	3	22.49	18.11	30.00	PASS
Band4	1413	4	22.45	18.07	30.00	PASS
Band4	1513	1	22.81	18.43	30.00	PASS
Band4	1513	2	22.34	17.96	30.00	PASS
Band4	1513	3	22.37	17.99	30.00	PASS
Band4	1513	4	22.34	17.96	30.00	PASS
Band5	4132	1	23.24	14.29	38.5	PASS
Band5	4132	2	22.91	13.96	38.5	PASS
Band5	4132	3	22.98	14.03	38.5	PASS
Band5	4132	4	22.94	13.99	38.5	PASS
Band5	4183	1	23.73	14.78	38.5	PASS
Band5	4183	2	23.42	14.47	38.5	PASS
Band5	4183	3	23.47	14.52	38.5	PASS
Band5	4183	4	23.42	14.47	38.5	PASS
Band5	4233	1	23.69	14.74	38.5	PASS
Band5	4233	2	23.37	14.42	38.5	PASS
Band5	4233	3	23.42	14.47	38.5	PASS
Band5	4233	4	23.38	14.43	38.5	PASS

Test Result(HSUPA)

Band	Channel	SubTest	Conducted Power (dBm)	ERP/EIRP (dBm)	ERP/EIRP Limit (dBm)	Verdict
Band2	9262	1	21.01	15.81	33.01	PASS
Band2	9262	2	21.54	16.34	33.01	PASS
Band2	9262	3	22.06	16.86	33.01	PASS
Band2	9262	4	21.07	15.87	33.01	PASS
Band2	9262	5	23.04	17.84	33.01	PASS
Band2	9400	1	21.06	15.86	33.01	PASS
Band2	9400	2	21.58	16.38	33.01	PASS
Band2	9400	3	22.07	16.87	33.01	PASS
Band2	9400	4	21.10	15.9	33.01	PASS
Band2	9400	5	23.08	17.88	33.01	PASS
Band2	9538	1	21.19	15.99	33.01	PASS
Band2	9538	2	21.72	16.52	33.01	PASS
Band2	9538	3	22.21	17.01	33.01	PASS

Band2	9538	4	21.23	16.03	33.01	PASS
Band2	9538	5	23.23	18.03	33.01	PASS
Band4	1312	1	20.90	16.52	30.00	PASS
Band4	1312	2	21.39	17.01	30.00	PASS
Band4	1312	3	21.90	17.52	30.00	PASS
Band4	1312	4	20.90	16.52	30.00	PASS
Band4	1312	5	22.92	18.54	30.00	PASS
Band4	1413	1	20.91	16.53	30.00	PASS
Band4	1413	2	21.43	17.05	30.00	PASS
Band4	1413	3	21.92	17.54	30.00	PASS
Band4	1413	4	20.94	16.56	30.00	PASS
Band4	1413	5	22.96	18.58	30.00	PASS
Band4	1513	1	20.81	16.43	30.00	PASS
Band4	1513	2	21.31	16.93	30.00	PASS
Band4	1513	3	21.81	17.43	30.00	PASS
Band4	1513	4	20.83	16.45	30.00	PASS
Band4	1513	5	22.86	18.48	30.00	PASS
Band5	4132	1	21.42	12.47	38.5	PASS
Band5	4132	2	21.93	12.98	38.5	PASS
Band5	4132	3	22.44	13.49	38.5	PASS
Band5	4132	4	21.47	12.52	38.5	PASS
Band5	4132	5	23.26	14.31	38.5	PASS
Band5	4183	1	21.94	12.99	38.5	PASS
Band5	4183	2	22.41	13.46	38.5	PASS
Band5	4183	3	22.94	13.99	38.5	PASS
Band5	4183	4	21.96	13.01	38.5	PASS
Band5	4183	5	23.75	14.8	38.5	PASS
Band5	4233	1	21.86	12.91	38.5	PASS
Band5	4233	2	22.36	13.41	38.5	PASS
Band5	4233	3	22.86	13.91	38.5	PASS
Band5	4233	4	21.89	12.94	38.5	PASS
Band5	4233	5	23.70	14.75	38.5	PASS

Remark: EIRP (dBm) = Conducted power (dBm) + Antenna Gain (dBi). (For Band2)
 ERP (dBm) = EIRP (dBm) - 2.15 (dB). (For Band5)

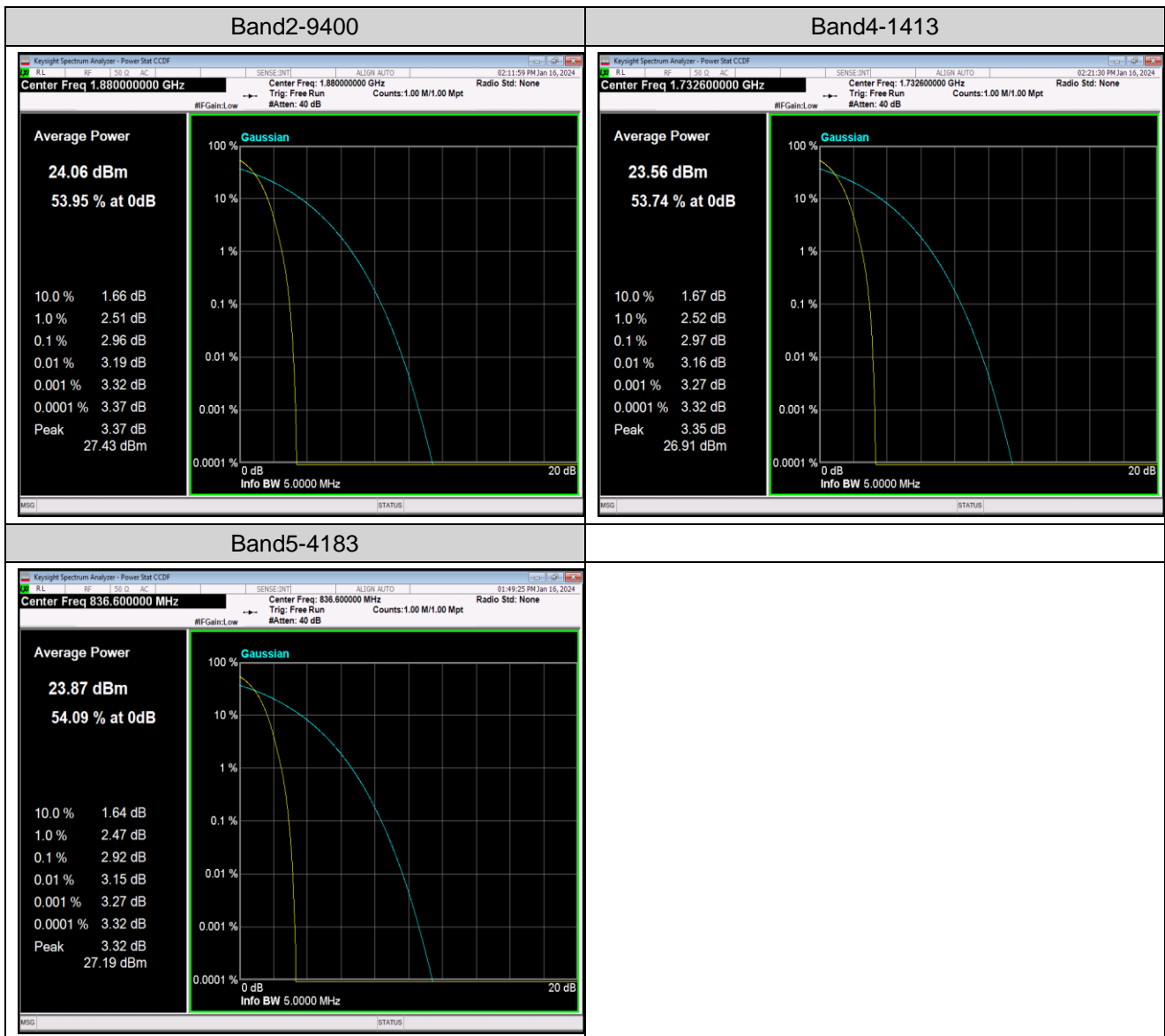
Appendix B: Peak-to-Average Ratio

Test Result(WCDMA)

Band	Channel	Peak-to-Average Ratio(dB)	Limit(dB)	Verdict
Band2	9400	2.96	13	PASS
Band4	1413	2.97	13	PASS
Band5	4183	2.92	13	PASS

Remark: All channel had been tested, but only the worst case data displayed in this report.

Test Graphs(WCDMA)

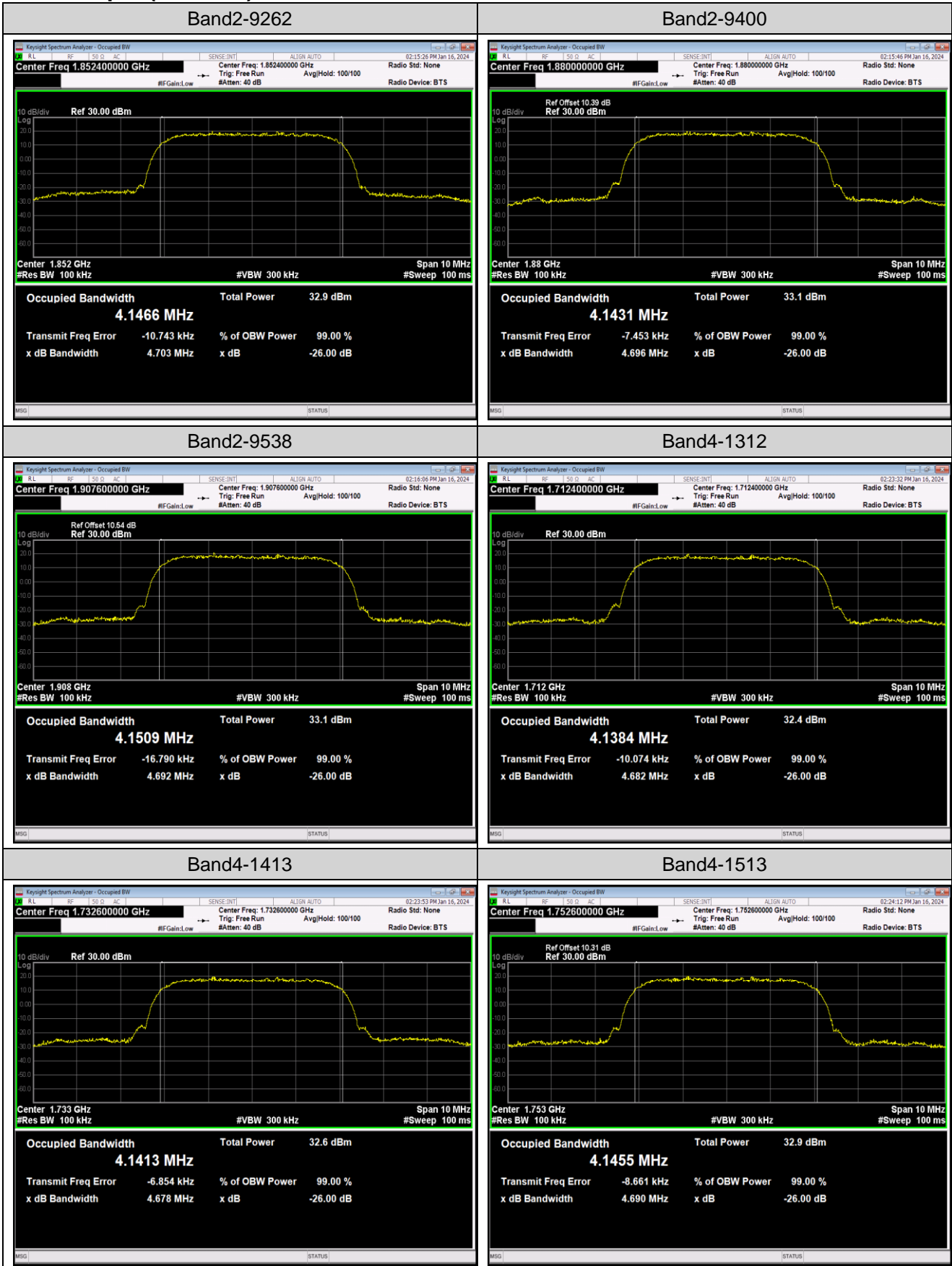


AppendixC:26dB Bandwidth andOccupied Bandwidth

Test Result(WCDMA)

Band	Channel	Occupied Bandwidth (MHz)	26dB Bandwidth (MHz)	Limit(kHz)	Verdict
Band2	9262	4.1466	4.703	---	PASS
Band2	9400	4.1431	4.696	---	PASS
Band2	9538	4.1509	4.692	---	PASS
Band4	1312	4.1384	4.682	---	PASS
Band4	1413	4.1413	4.678	---	PASS
Band4	1513	4.1455	4.690	---	PASS
Band5	4132	4.1455	4.709	---	PASS
Band5	4183	4.1423	4.696	---	PASS
Band5	4233	4.1439	4.704	---	PASS

Test Graphs(WCDMA)



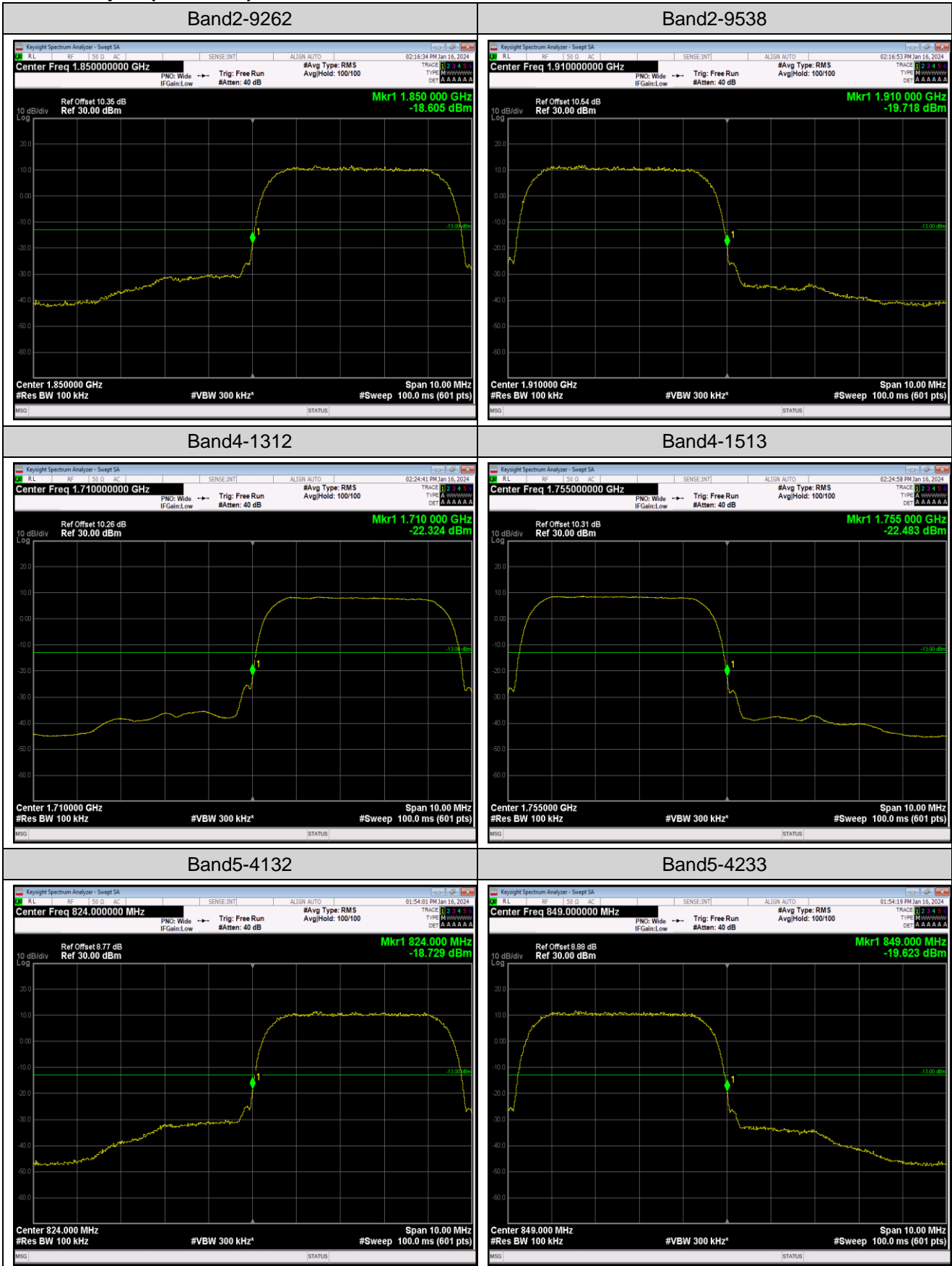


AppendixD:Band Edge

Test Result(WCDMA)

Band	Channel	Frequency (MHz)	Result (dBm)	Limit(dBm)	Verdict
Band2	9262	1850.00	-18.61	-13	PASS
Band2	9538	1910.00	-19.72	-13	PASS
Band4	1312	1710.00	-22.32	-13	PASS
Band4	1513	1755.00	-22.48	-13	PASS
Band5	4132	824.00	-18.73	-13	PASS
Band5	4233	849.00	-19.62	-13	PASS

Test Graphs(WCDMA)

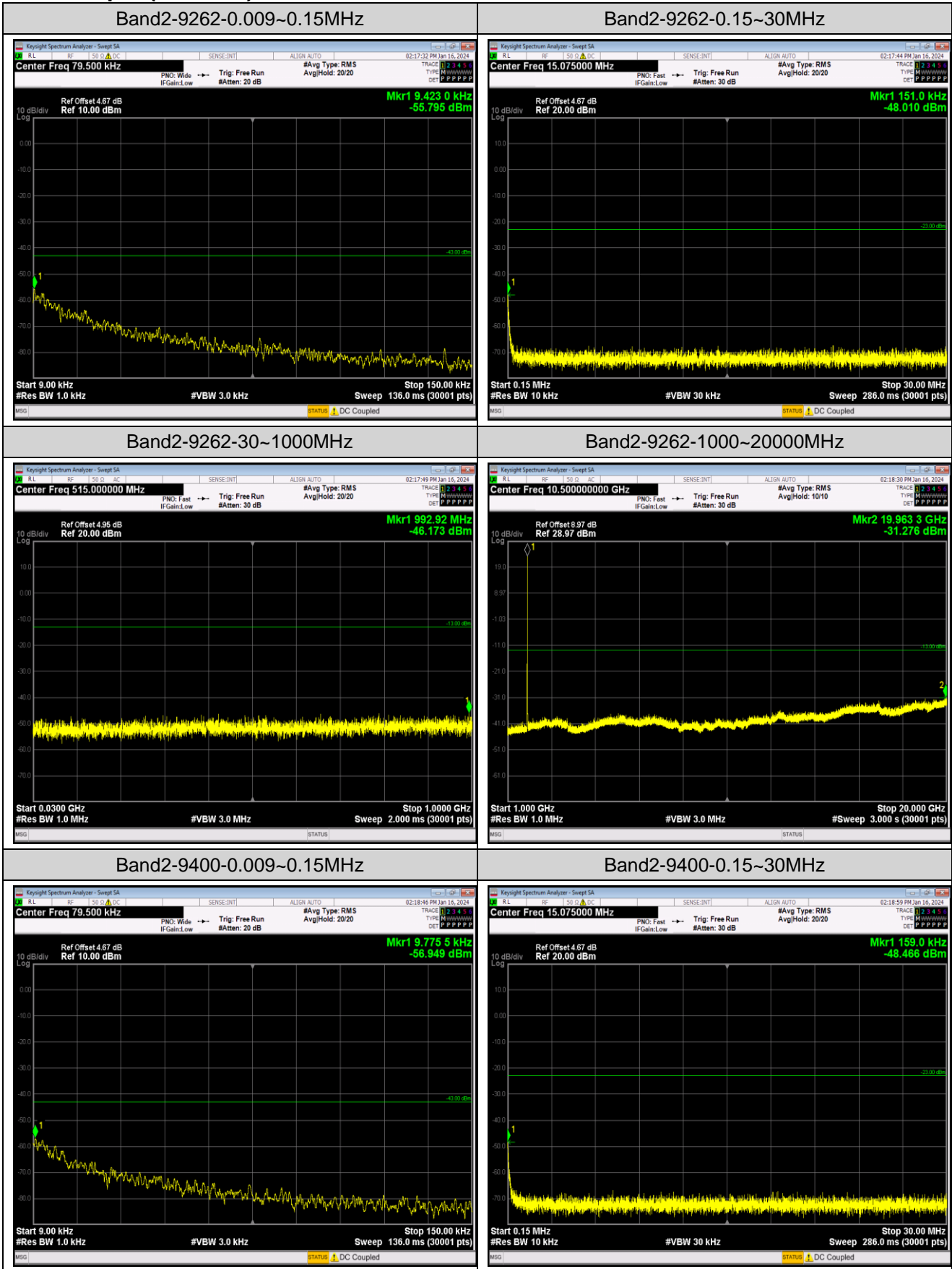


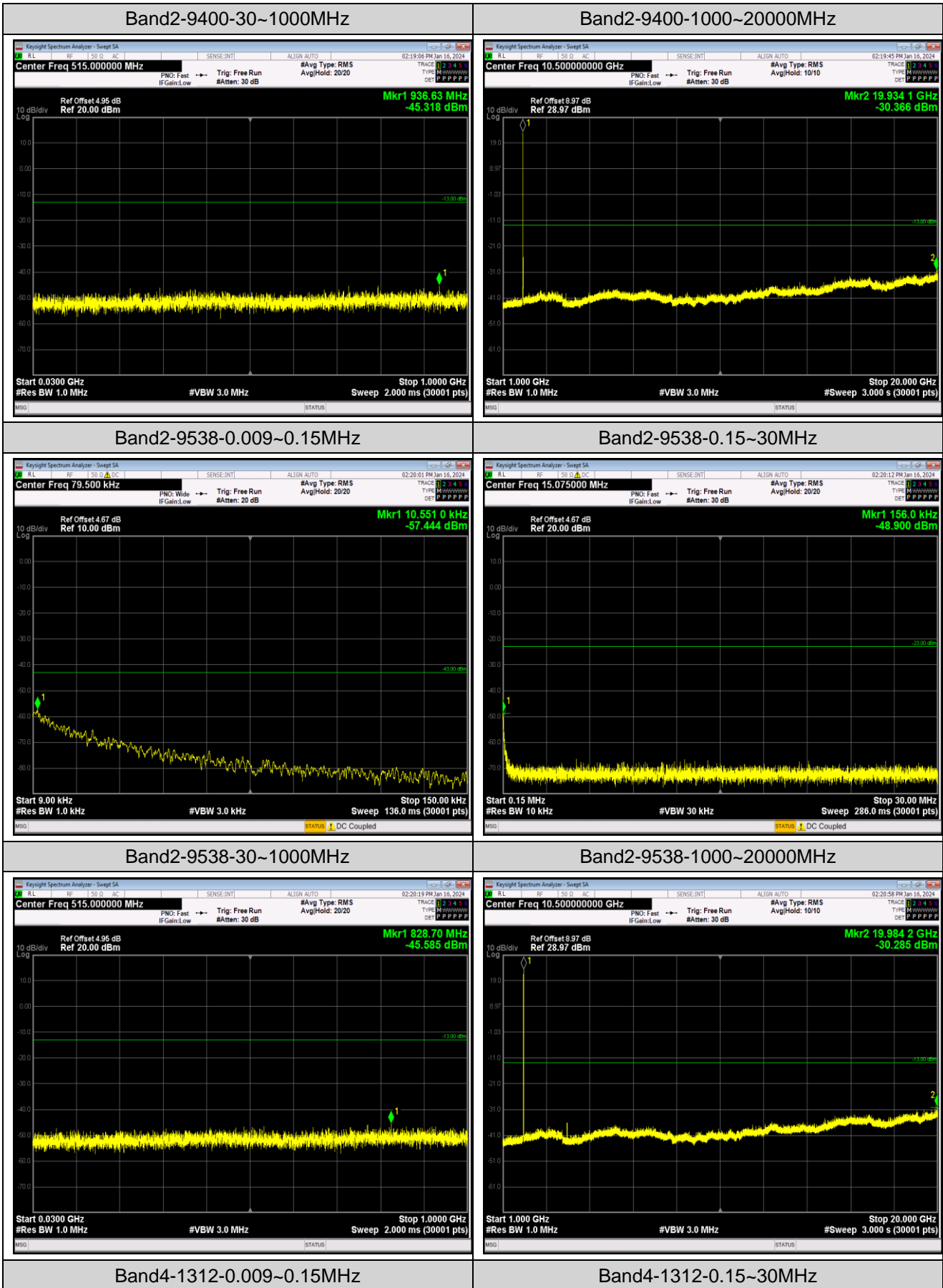
AppendixE:Conducted SpuriousEmission

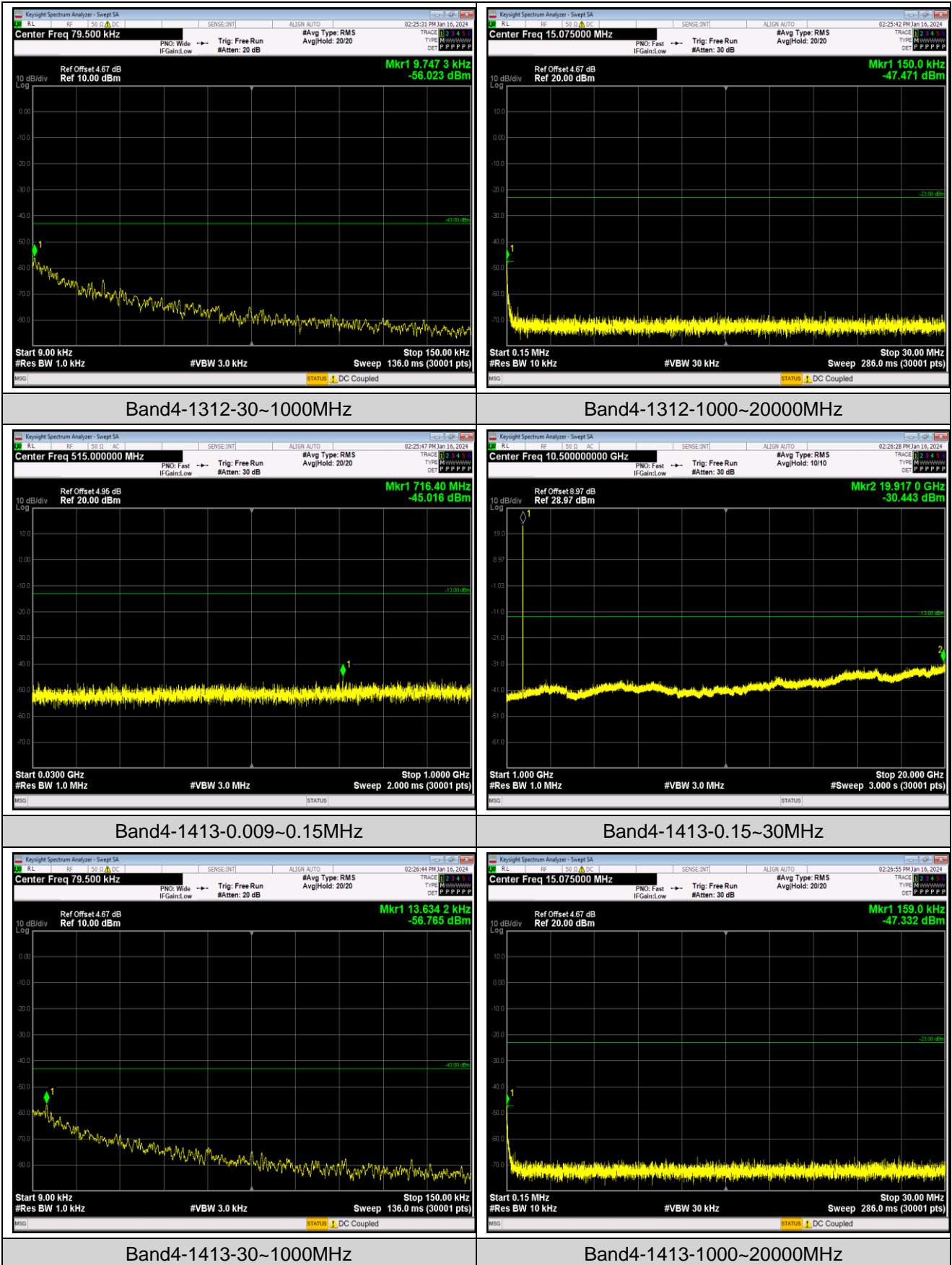
Test Result(WCDMA)

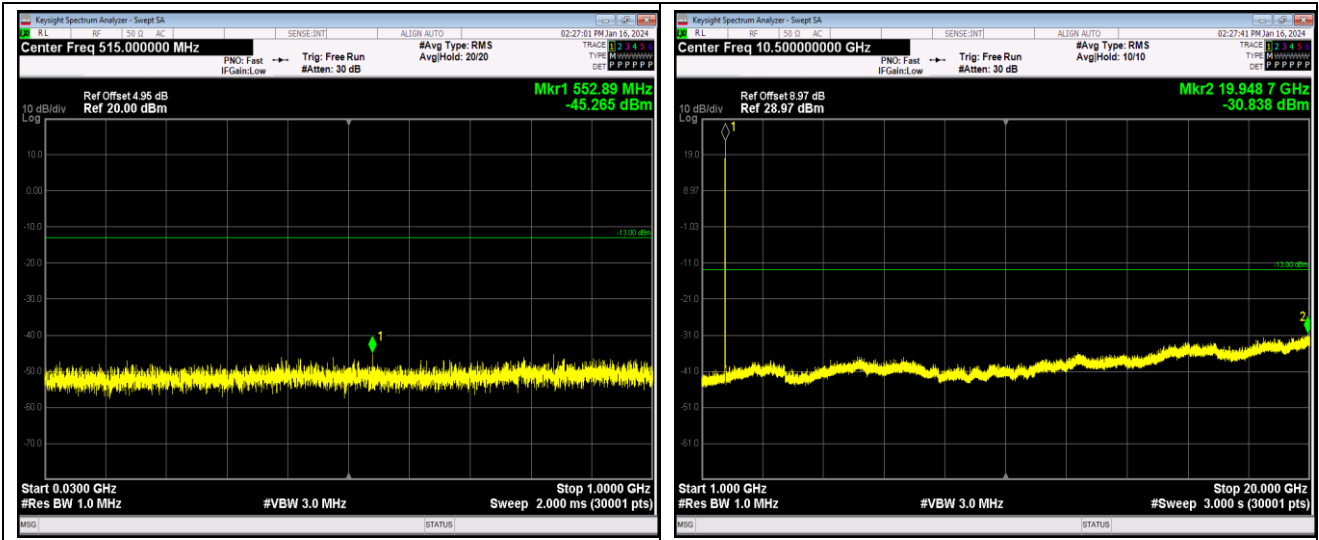
Band	Channel	Frequency Range (Mhz)	Frequency (dBm)	Result (dBm)	Limit (dBm)	Verdict
Band2	9262	0.009~0.15MHz	0.01	-55.8	-43	PASS
Band2	9262	0.15~30MHz	0.15	-48.01	-23	PASS
Band2	9262	30~1000MHz	992.92	-46.17	-13	PASS
Band2	9262	1000~20000MHz	19963.27	-31.28	-13	PASS
Band2	9400	0.009~0.15MHz	0.01	-56.95	-43	PASS
Band2	9400	0.15~30MHz	0.16	-48.47	-23	PASS
Band2	9400	30~1000MHz	936.63	-45.32	-13	PASS
Band2	9400	1000~20000MHz	19934.13	-30.37	-13	PASS
Band2	9538	0.009~0.15MHz	0.01	-57.44	-43	PASS
Band2	9538	0.15~30MHz	0.16	-48.9	-23	PASS
Band2	9538	30~1000MHz	828.7	-45.59	-13	PASS
Band2	9538	1000~20000MHz	19984.17	-30.29	-13	PASS
Band4	1312	0.009~0.15MHz	0.01	-56.02	-43	PASS
Band4	1312	0.15~30MHz	0.15	-47.47	-23	PASS
Band4	1312	30~1000MHz	716.4	-45.02	-13	PASS
Band4	1312	1000~20000MHz	19917.03	-30.44	-13	PASS
Band4	1413	0.009~0.15MHz	0.01	-56.77	-43	PASS
Band4	1413	0.15~30MHz	0.16	-47.33	-23	PASS
Band4	1413	30~1000MHz	552.89	-45.27	-13	PASS
Band4	1413	1000~20000MHz	19948.7	-30.84	-13	PASS
Band4	1513	0.009~0.15MHz	0.01	-55.59	-43	PASS
Band4	1513	0.15~30MHz	0.15	-46.22	-23	PASS
Band4	1513	30~1000MHz	837.78	-44.85	-13	PASS
Band4	1513	1000~20000MHz	19976.57	-30.12	-13	PASS
Band5	4132	0.009~0.15MHz	0.01	-56.49	-33	PASS
Band5	4132	0.15~30MHz	0.15	-48.05	-13	PASS
Band5	4132	30~1000MHz	562.85	-55.14	-13	PASS
Band5	4132	1000~10000MHz	7261	-36.71	-13	PASS
Band5	4183	0.009~0.15MHz	0.01	-56.05	-33	PASS
Band5	4183	0.15~30MHz	0.16	-48.8	-13	PASS
Band5	4183	30~1000MHz	958.48	-54.51	-13	PASS
Band5	4183	1000~10000MHz	5540.2	-36.99	-13	PASS
Band5	4233	0.009~0.15MHz	0.01	-58.11	-33	PASS
Band5	4233	0.15~30MHz	0.15	-47.98	-13	PASS
Band5	4233	30~1000MHz	383.27	-55.16	-13	PASS
Band5	4233	1000~10000MHz	6007.3	-36.63	-13	PASS

Test Graphs(WCDMA)



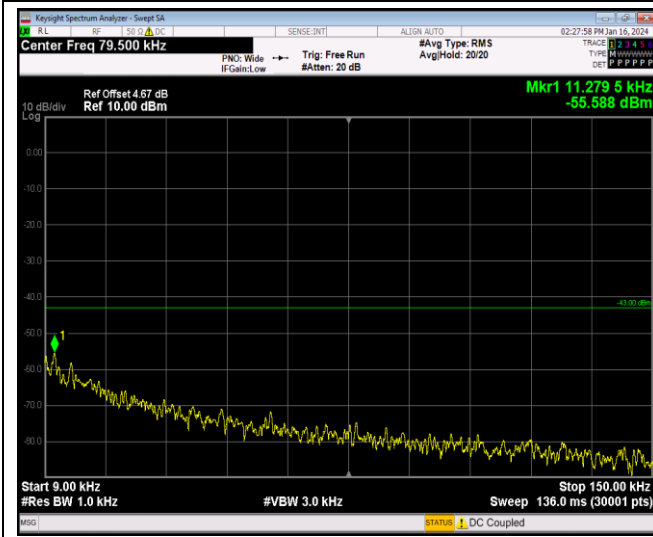




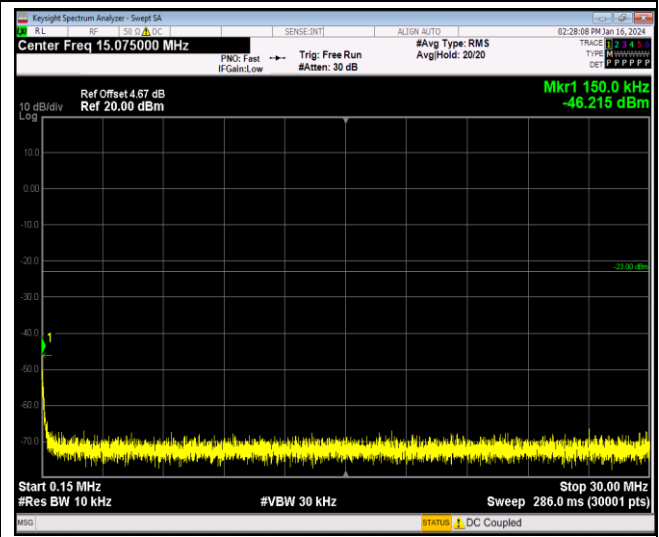


Band4-1513-0.009~0.15MHz

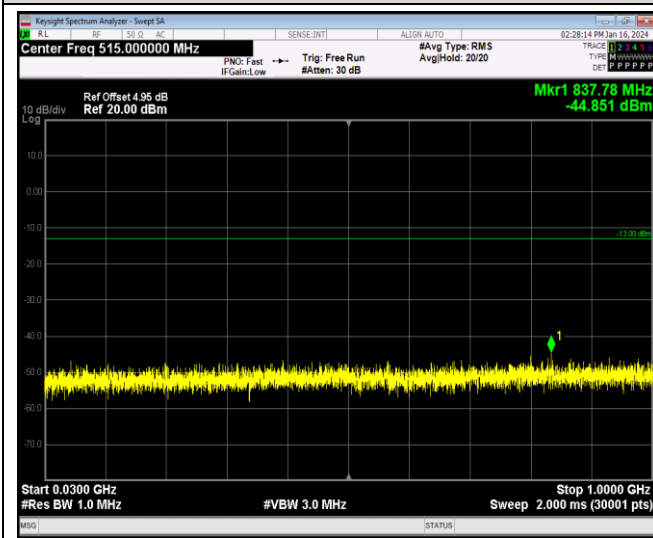
Band4-1513-0.15~30MHz



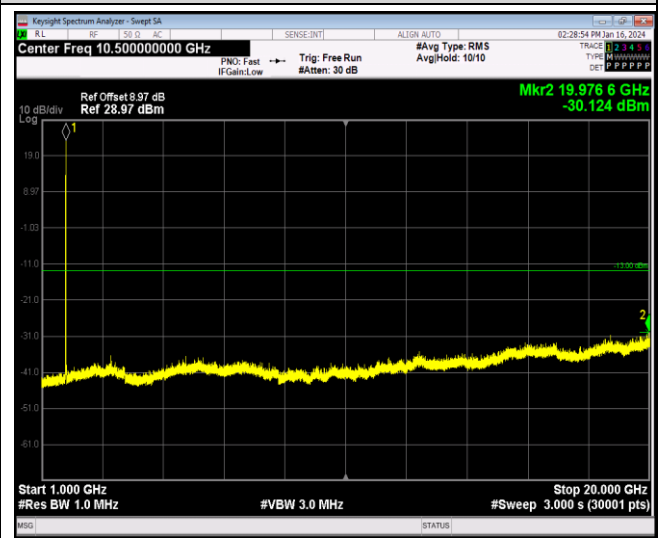
Band4-1513-30~1000MHz



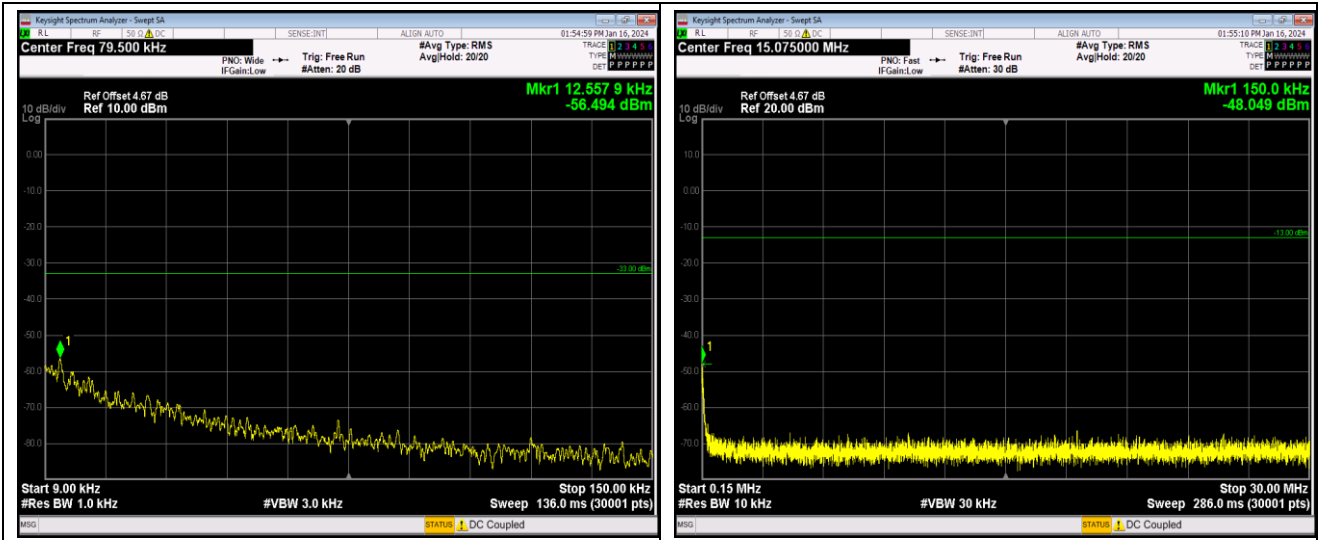
Band4-1513-1000~20000MHz



Band5-4132-0.009~0.15MHz

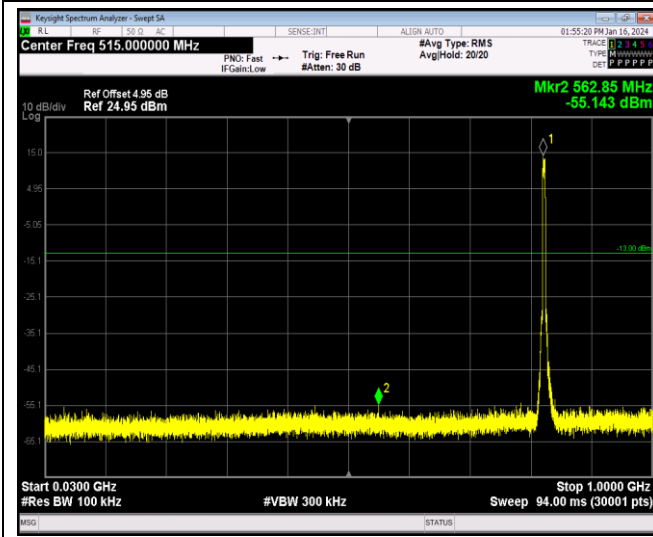


Band5-4132-0.15~30MHz

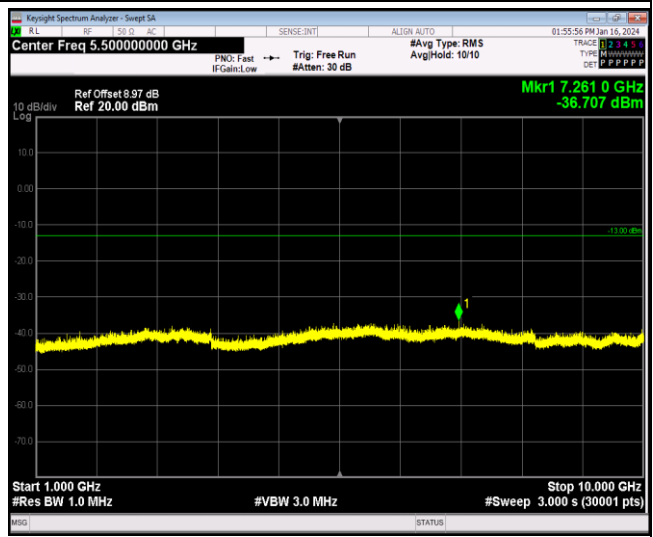


Band5-4132-30~1000MHz

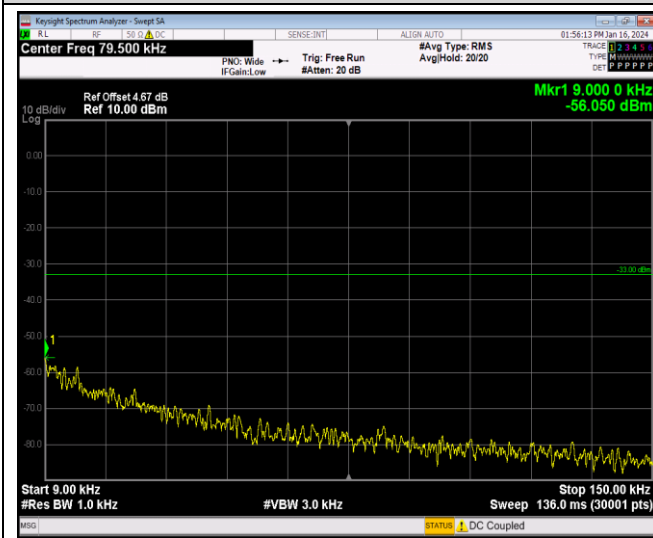
Band5-4132-1000~10000MHz



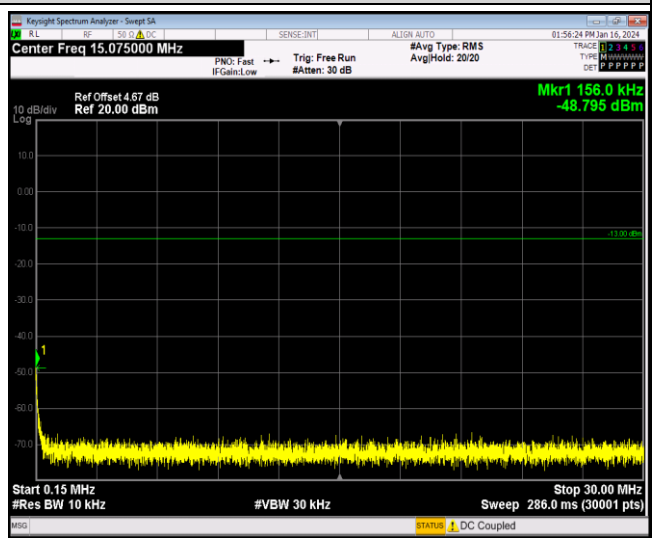
Band5-4183-0.009~0.15MHz



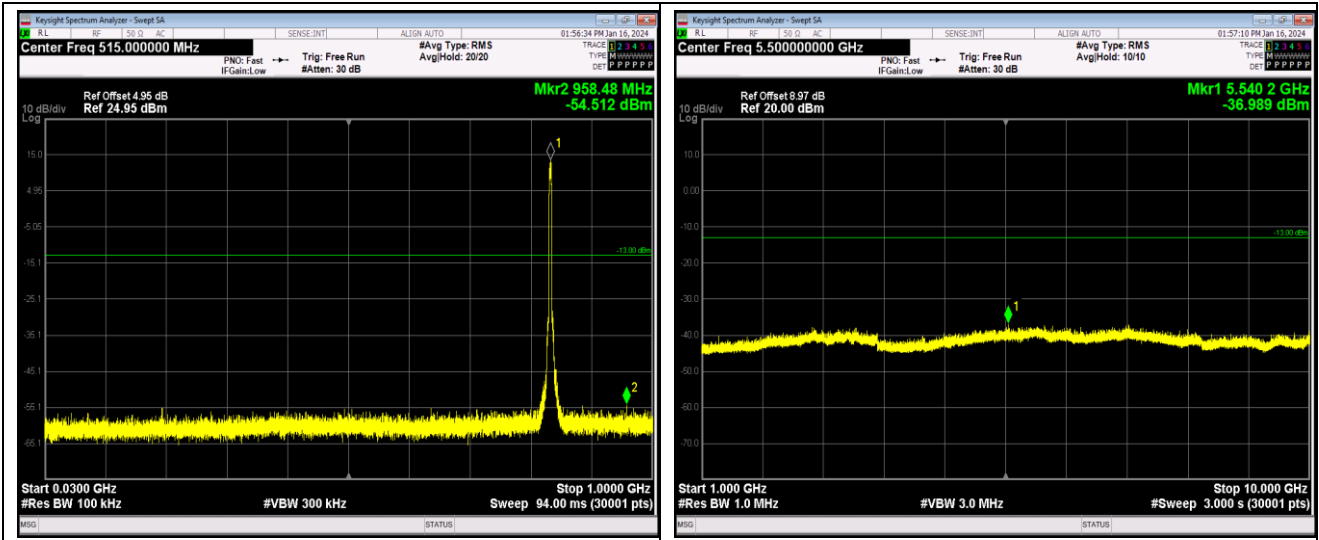
Band5-4183-0.15~30MHz



Band5-4183-30~1000MHz

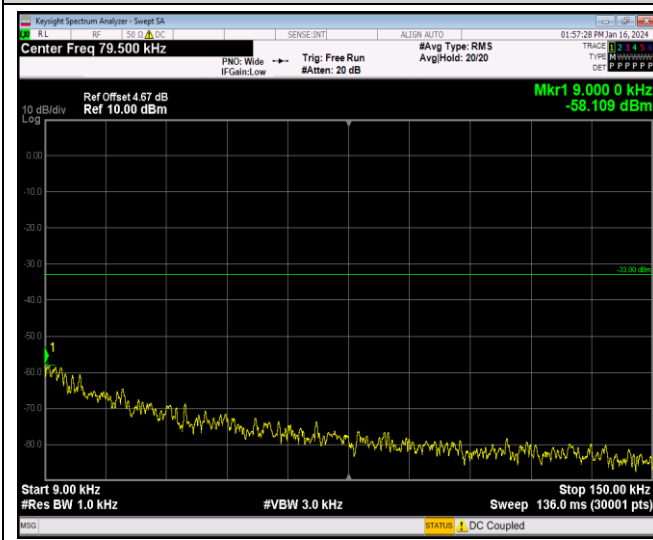


Band5-4183-1000~10000MHz

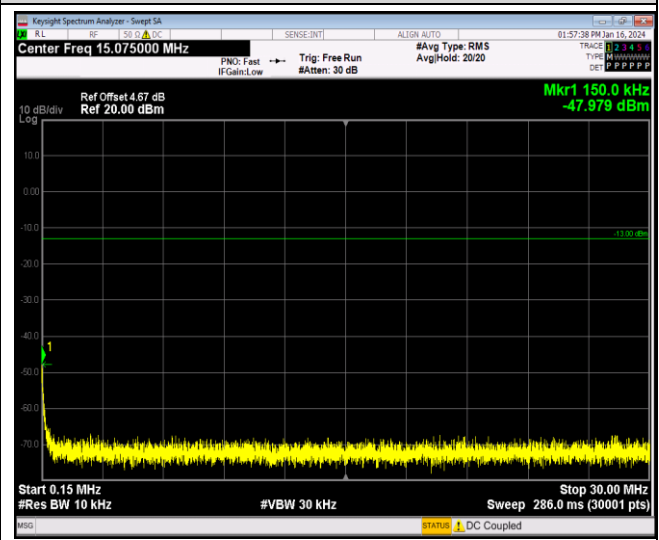


Band5-4233-0.009~0.15MHz

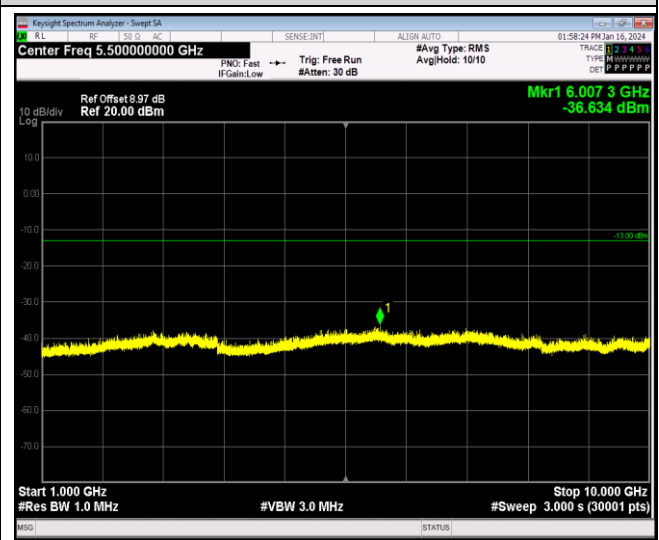
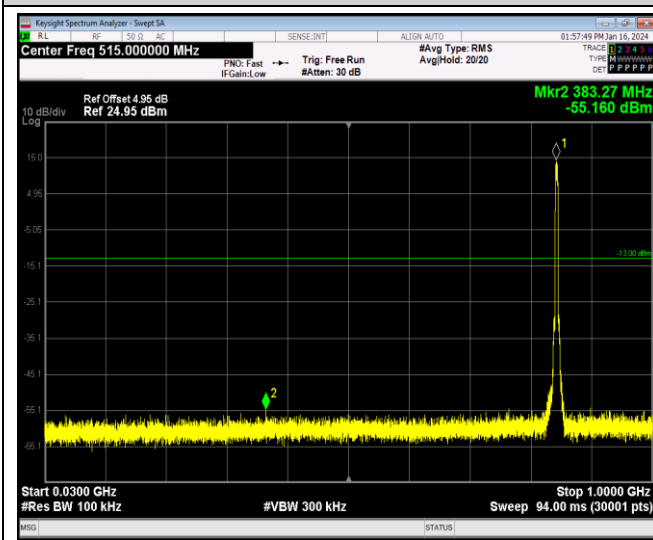
Band5-4233-0.15~30MHz



Band5-4233-30~1000MHz



Band5-4233-1000~10000MHz



AppendixF:Frequency Stability

Test Result

Reference Frequency: WCDMA BAND V 12.2k RMC Middle channel=4183 Frequency=836.6MHz					
Temperature					
Power supplied (Vdc)	Temperature (°C)	Frequency error		Limit (ppm)	Result
		Hz	ppm		
3.91	-30	-2.45	-0.002929	±2.5	Pass
	-20	-2.15	-0.002570		
	-10	-2.05	-0.002450		
	0	-1.52	-0.001817		
	10	-1.67	-0.001996		
	20	-1.27	-0.001518		
	30	-1.12	-0.001339		
	40	-1.07	-0.001279		
	50	-1.25	-0.001494		
Voltage					
Temperature (°C)	Power supplied (Vdc)	Frequency error		Limit (ppm)	Result
		Hz	ppm		
25	3.45	-2.95	-0.003526	±2.5	Pass
	3.91	-3.24	-0.003873		
	4.50	-2.44	-0.002917		
Remark: All channel had been tested, but only the worst case data displayed in this report.					

Reference Frequency: WCDMA BAND IV 12.2k RMC Middle Frequency=1413 channel=1732.6MHz					
Temperature					
Power supplied (Vdc)	Temperature (°C)	Frequency error		Limit (ppm)	Result
		Hz	ppm		
3.91	-30	-0.03	-0.000017	Within authorized band for BAND IV	Pass
	-20	0.19	0.000110		
	-10	0.49	0.000283		
	0	0.64	0.000369		
	10	0.49	0.000283		
	20	0.43	0.000248		
	30	-0.30	-0.000173		
	40	-0.49	-0.000283		
	50	1.37	0.000791		
Voltage					
Temperature (°C)	Power supplied (Vdc)	Frequency error		Limit (ppm)	Result
		Hz	ppm		
25	3.45	0.29	0.000167	Within authorized band for BAND IV	Pass
	3.91	1.09	0.000629		
	4.50	0.36	0.000208		
Remark: All channel had been tested, but only the worst case data displayed in this report.					

Reference Frequency: WCDMA BAND II 12.2k RMC Middle Frequency=9400 channel=1880MHz					
Temperature					
Power supplied (Vdc)	Temperature (°C)	Frequency error		Limit (ppm)	Result
		Hz	ppm		
3.91	-30	-0.04	-0.000021	Within authorized band for BAND II	Pass
	-20	0.55	0.000293		
	-10	0.62	0.000330		
	0	1.66	0.000883		
	10	1.32	0.000702		
	20	2.21	0.001176		
	30	1.88	0.001000		
	40	2.13	0.001133		
	50	2.35	0.001250		
Voltage					
Temperature (°C)	Power supplied (Vdc)	Frequency error		Limit (ppm)	Result
		Hz	ppm		
25	3.45	-1.44	-0.000766	Within authorized band for BAND II	Pass
	3.91	-2.44	-0.001298		
	4.50	-0.82	-0.000436		
<i>Remark: All channel had been tested, but only the worst case data displayed in this report.</i>					

Appendix G: Modulation Characteristics

Test Result

Band	Channel	Result	Verdict
Band2	9400	PASS	PASS
Band4	1413	PASS	PASS
Band5	4183	PASS	PASS

Remark: All channel had been tested, but only the worst case data displayed in this report.

Test Graphs

