


**Infinix X6827**  
**User Manual (Q)**

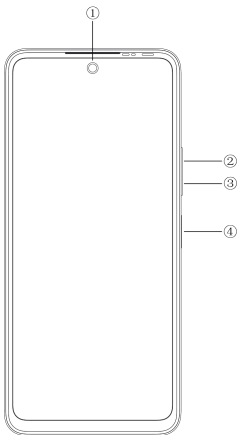
# Explosion diagram specification



1	CTP+LCM 6.78FHD	2	FPC SIDE KEY
3	FPC MAIN	4	MOTOR
5	SPK	6	PCBA SUB BI
7	RUBBER AUDIO JACK	8	RUBBER USB
9	FM	10	BAT
11	DOWN SPK FRAME	12	COAXIAL CABLE
13	MC SCREW L2.5	14	GLA CAM LENS C
15	GLA CAM LENS B	16	GLA CAM LENS A
17	R CAM DECO C	18	R CAM DECO B
19	R MAIN CAM DECO A	20	CARD HOLDER
21	BAT COVER	22	MC SCREW L3.5
23	MAIN RADIATING FILM	24	MI HSG
25	MAIN WATERPROOF MYLAR	26	RUBBER CAM 2M
27	MAIN GRAPHITE FILM	28	LCM WATERPROOF RUBBER
29	BAT WATERPROOF RUBBER	30	SHIELD COP FOIL
31	PA TCS RUBBER	32	MAIN WATERPROOF FRAME
33	UP SPK CON FB	34	F CAM COP FOIL
35	LT SENSOR RUBBER	36	PCBA SUB AI

37	CAM FF 2M SJ	38	CAM FF 2M LHYX
39	CAM AF 50M	40	R CAM PARCEL CON FOAMS
41	PCBA MB	42	CAM FF
43	F CAM FRAME	44	RUBBER F CAM
45	F HSG		

# Know your phone



1. Front camera
2. Volume + key
3. Volume - key
4. Power key & side fingerprint sensor

# SIM/SD card installation

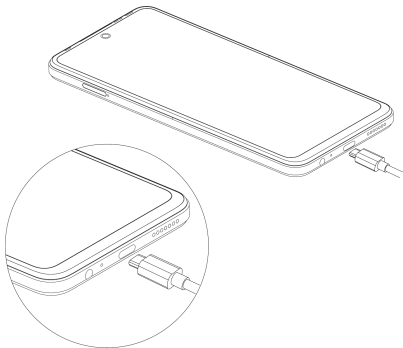
1. Power off mobile.
2. Refer to the following picture for SIM / SD card installation.



# Charging the phone

You can charge your device using a charger or by connecting it to the computer using a USB cable (comes with the phone).

Use only INFINIX charger and cables. Other chargers or cables may damage the device. This will invalidate your phone warranty.



## **FCC Statement**

1. This device complies with Part 15 of the FCC Rules.

Operation is subject to the following two conditions:

(1) This device may not cause harmful interference.

(2) This device must accept any interference received, including interference that may cause undesired operation.

2. Changes or modifications not expressly approved by the party responsible for compliance could void the user's authority to operate the equipment.

### **NOTE:**

This equipment has been tested and found to comply with the limits for a Class B digital device, pursuant to Part 15 of the FCC Rules. These limits are designed to provide reasonable protection against harmful interference in a residential installation.

This equipment generates uses and can radiate radio frequency energy and, if not installed and used in accordance with the instructions, may cause harmful interference to radio communications. However, there is no guarantee that interference will not occur in a particular installation. If this equipment does cause harmful interference to radio or television reception, which can be determined by turning the equipment off and on, the user is encouraged to try to correct the interference by one or more of the following measures:

Reorient or relocate the receiving antenna.

Increase the separation between the equipment and receiver.

Connect the equipment into an outlet on a circuit different from that to which the receiver is connected.

Consult the dealer or an experienced radio/TV technician for help.

### SAR Information Statement

Your wireless phone is a radio transmitter and receiver. It is designed and manufactured not to exceed the emission limits for exposure to radiofrequency (RF) energy set by the Federal Communications Commission of the U.S.

Government. These limits are part of comprehensive guidelines and establish permitted levels of RF energy for the general population. The guidelines are based on standards that were developed by independent scientific organizations through periodic and thorough evaluation of scientific studies. The standards include a substantial safety margin designed to assure the safety of all persons, regardless of age and health. The exposure standard for wireless mobile phones employs a unit of measurement known as the Specific Absorption Rate, or SAR. The SAR limit set by the FCC is 1.6 W/kg. \* Tests for SAR are conducted with the phone transmitting at its highest certified power level in all tested frequency bands.

Although the SAR is determined at the highest certified power level, the actual SAR level of the phone while operating can be well below the maximum value. This is because the phone is designed to operate at multiple power levels so as to use only the power required to reach the network. In general, the closer you are to a wireless base station antenna, the lower the power output. Before a



phone model is available for sale to the public, it must be tested and certified to the FCC that it does not exceed the limit established by the government adopted requirement for safe exposure. The tests are performed in positions and locations (e.g., at the ear and worn on the body) as required by the FCC for each model. The highest SAR value for this model phone when tested for use at the ear is 1.313W/Kg and when worn on the body, as described in this user guide, is 0.658W/Kg (Body-worn measurements differ among phone models, depending upon available accessories and FCC requirements). The maximum scaled SAR in hotspot mode is 1.129W/Kg. While there may be differences between the SAR levels of various phones and at various positions, they all meet the government requirement for safe exposure. The FCC has granted an Equipment Authorization for this model phone with all reported SAR levels evaluated as in compliance with the FCC RFexposure guidelines. SAR information on this model phone is on file with the FCC and can be found under the Display Grant section of <http://www.fcc.gov/oet/fccid> after searching on

FCC ID: 2AIZN-X6827 Additional information on Specific Absorption Rates (SAR) can be found on the Cellular Telecommunications Industry Association (CTIA) web-site at <http://www.wow-com.com>. \* In the United States and Canada, the SAR limit for mobile phones used by the public is 1.6 watts/kg (W/kg) averaged over one gram of tissue. The standard incorporates a substantial margin of safety to give additional protection for the public and to account for any variations in measurements.

## Body-worn Operation

This device was tested for typical body-worn operations. To comply with RF exposure requirements, a minimum separation distance of 10mm must be maintained between the user's body and the handset, including the antenna. Third-party belt-clips, holsters, and similar accessories used by this device should not contain any metallic components. Body-worn accessories that do not meet these requirements may not comply with RF exposure requirements and should be avoided. Use only the supplied or an approved antenna.

For DTS patents, see <http://patents.dts.com>. Manufactured under license from DTS Licensing Limited. DTS, the Symbol, & DTS and the Symbol together are registered trademarks or trademarks of DTS, Inc. in the United States and/or other countries. © DTS, Inc. All Rights Reserved.



Operating System: Android™  
Android is a trademark of Google LLC.