

Appendix A: Effective (Isotropic) Radiated Power Output Data

Test Result(WCDMA)

Band	Type	Channel	Conducted Power (dBm)	ERP/EIRP (dBm)	ERP/EIRP Limit (dBm)	Verdict
Band2	Voice	9262	23.12	22.62	33	PASS
Band2	TestMode	9262	23.15	22.65	33	PASS
Band2	TestMode	9400	23.21	22.71	33	PASS
Band2	Voice	9400	23.14	22.64	33	PASS
Band2	TestMode	9538	23.42	22.92	33	PASS
Band2	Voice	9538	23.34	22.84	33	PASS
Band4	Voice	1312	23.44	22.94	30	PASS
Band4	TestMode	1312	23.55	23.05	30	PASS
Band4	Voice	1413	23.14	22.64	30	PASS
Band4	TestMode	1413	23.13	22.63	30	PASS
Band4	TestMode	1513	23.35	22.85	30	PASS
Band4	Voice	1513	23.34	22.84	30	PASS
Band5	Voice	4132	23.37	16.22	38.5	PASS
Band5	TestMode	4132	23.35	16.2	38.5	PASS
Band5	TestMode	4183	23.61	20.96	38.5	PASS
Band5	Voice	4183	23.61	20.96	38.5	PASS
Band5	Voice	4233	23.64	20.99	38.5	PASS
Band5	TestMode	4233	23.68	21.03	38.5	PASS

Test Result(HSDPA)

Band	Channel	SubTest	Conducted Power (dBm)	ERP/EIRP (dBm)	ERP/EIRP Limit (dBm)	Verdict
Band2	9262	1	22.13	21.63	33	PASS
Band2	9262	2	21.61	21.11	33	PASS
Band2	9262	3	21.64	21.14	33	PASS
Band2	9262	4	21.59	21.09	33	PASS
Band2	9400	1	22.17	21.67	33	PASS
Band2	9400	2	21.64	21.14	33	PASS
Band2	9400	3	21.67	21.17	33	PASS
Band2	9400	4	21.63	21.13	33	PASS
Band2	9538	1	22.39	21.89	33	PASS
Band2	9538	2	21.84	21.34	33	PASS
Band2	9538	3	21.86	21.36	33	PASS
Band2	9538	4	21.91	21.41	33	PASS

Band4	1312	1	22.52	22.02	30	PASS
Band4	1312	2	21.99	21.49	30	PASS
Band4	1312	3	22.04	21.54	30	PASS
Band4	1312	4	22.01	21.51	30	PASS
Band4	1413	1	22.11	21.61	30	PASS
Band4	1413	2	21.60	21.10	30	PASS
Band4	1413	3	21.66	21.16	30	PASS
Band4	1413	4	21.59	21.09	30	PASS
Band4	1513	1	22.33	21.83	30	PASS
Band4	1513	2	21.83	21.33	30	PASS
Band4	1513	3	21.89	21.39	30	PASS
Band4	1513	4	21.84	21.34	30	PASS
Band5	4132	1	22.42	15.27	38.5	PASS
Band5	4132	2	21.90	14.75	38.5	PASS
Band5	4132	3	21.95	14.8	38.5	PASS
Band5	4132	4	21.88	14.73	38.5	PASS
Band5	4183	1	22.63	15.48	38.5	PASS
Band5	4183	2	22.13	14.98	38.5	PASS
Band5	4183	3	22.18	15.03	38.5	PASS
Band5	4183	4	22.13	14.98	38.5	PASS
Band5	4233	1	22.72	15.57	38.5	PASS
Band5	4233	2	22.21	15.06	38.5	PASS
Band5	4233	3	22.26	15.11	38.5	PASS
Band5	4233	4	22.21	15.06	38.5	PASS

Test Result(HSUPA)

Band	Channel	SubTest	Conducted Power (dBm)	ERP/EIRP (dBm)	ERP/EIRP Limit (dBm)	Verdict
Band2	9262	1	20.07	19.57	33	PASS
Band2	9262	2	20.59	20.09	33	PASS
Band2	9262	3	21.11	20.61	33	PASS
Band2	9262	4	20.12	19.62	33	PASS
Band2	9262	5	22.13	21.63	33	PASS
Band2	9400	1	20.08	19.58	33	PASS
Band2	9400	2	20.63	20.13	33	PASS
Band2	9400	3	21.16	20.66	33	PASS
Band2	9400	4	20.15	19.65	33	PASS
Band2	9400	5	22.16	21.66	33	PASS
Band2	9538	1	20.30	19.80	33	PASS
Band2	9538	2	20.84	20.34	33	PASS
Band2	9538	3	21.34	20.84	33	PASS

Band2	9538	4	20.35	19.85	33	PASS
Band2	9538	5	22.34	21.84	33	PASS
Band4	1312	1	20.49	19.99	30	PASS
Band4	1312	2	21.00	20.50	30	PASS
Band4	1312	3	21.51	21.01	30	PASS
Band4	1312	4	20.50	20.00	30	PASS
Band4	1312	5	22.54	22.04	30	PASS
Band4	1413	1	20.08	19.58	30	PASS
Band4	1413	2	20.62	20.12	30	PASS
Band4	1413	3	21.12	20.62	30	PASS
Band4	1413	4	20.12	19.62	30	PASS
Band4	1413	5	22.13	21.63	30	PASS
Band4	1513	1	20.32	19.82	30	PASS
Band4	1513	2	20.83	20.33	30	PASS
Band4	1513	3	21.35	20.85	30	PASS
Band4	1513	4	20.36	19.86	30	PASS
Band4	1513	5	22.37	21.87	30	PASS
Band5	4132	1	20.15	13	38.5	PASS
Band5	4132	2	20.66	13.51	38.5	PASS
Band5	4132	3	21.18	14.03	38.5	PASS
Band5	4132	4	20.19	13.04	38.5	PASS
Band5	4132	5	22.19	15.04	38.5	PASS
Band5	4183	1	20.38	13.23	38.5	PASS
Band5	4183	2	20.88	13.73	38.5	PASS
Band5	4183	3	21.40	14.25	38.5	PASS
Band5	4183	4	20.42	13.27	38.5	PASS
Band5	4183	5	22.42	15.27	38.5	PASS
Band5	4233	1	20.41	13.26	38.5	PASS
Band5	4233	2	20.96	13.81	38.5	PASS
Band5	4233	3	21.46	14.31	38.5	PASS
Band5	4233	4	20.47	13.32	38.5	PASS
Band5	4233	5	22.48	15.33	38.5	PASS

Remark: EIRP (dBm) = Conducted power (dBm) + Antenna Gain (dBi). (For Band2)
 ERP (dBm) = EIRP (dBm) - 2.15 (dB). (For Band5)

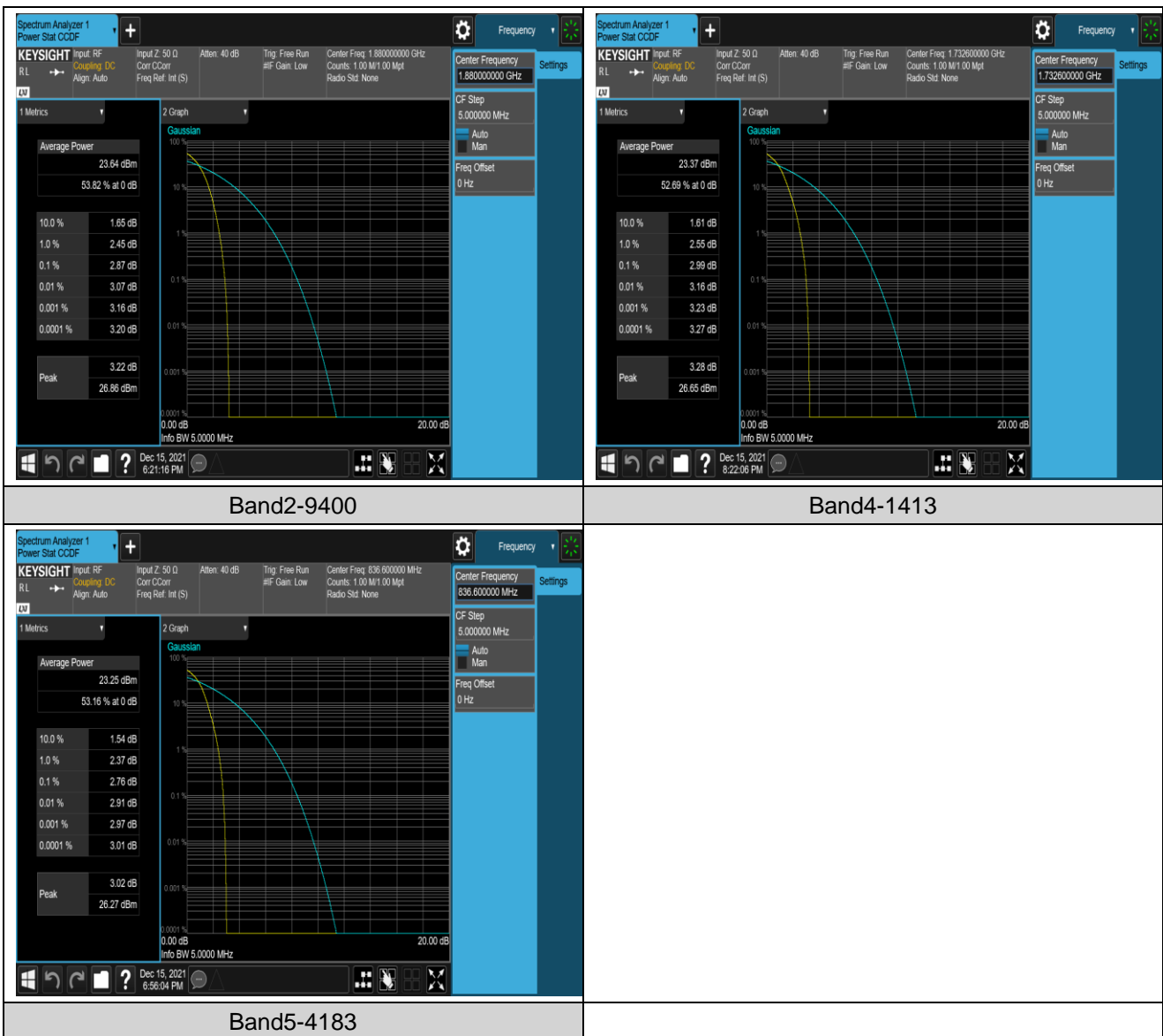
AppendixB:Peak-to-Average Ratio

Test Result(WCDMA)

Band	Channel	Peak-to-Average Ratio(dB)	Limit(dB)	Verdict
Band2	9400	2.87	13	PASS
Band4	1413	2.99	13	PASS
Band5	4183	2.76	13	PASS

Remark: All channel had been tested, but only the worst case data displayed in this report.

Test Graphs(WCDMA)



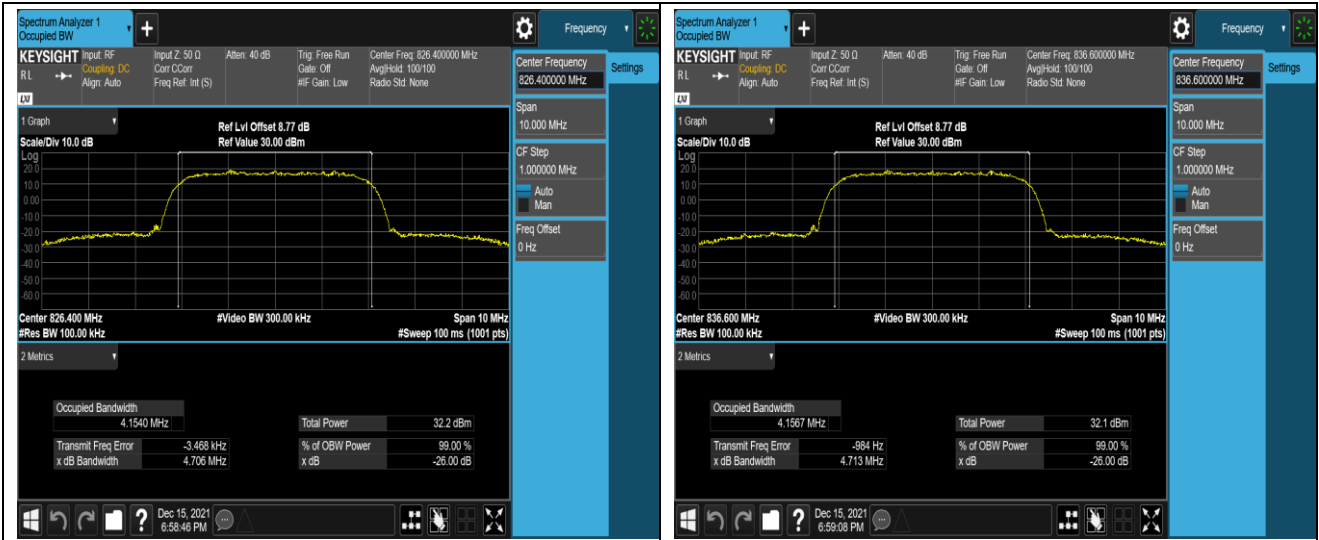
AppendixC:26dB Bandwidth andOccupied Bandwidth

Test Result(WCDMA)

Band	Channel	Occupied Bandwidth (MHz)	26dB Bandwidth (MHz)	Limit(kHz)	Verdict
Band2	9262	4.1442	4.690	---	PASS
Band2	9400	4.1400	4.689	---	PASS
Band2	9538	4.1506	4.704	---	PASS
Band4	1312	4.1534	4.699	---	PASS
Band4	1413	4.1484	4.683	---	PASS
Band4	1513	4.1557	4.703	---	PASS
Band5	4132	4.1540	4.706	---	PASS
Band5	4183	4.1567	4.713	---	PASS
Band5	4233	4.1541	4.712	---	PASS

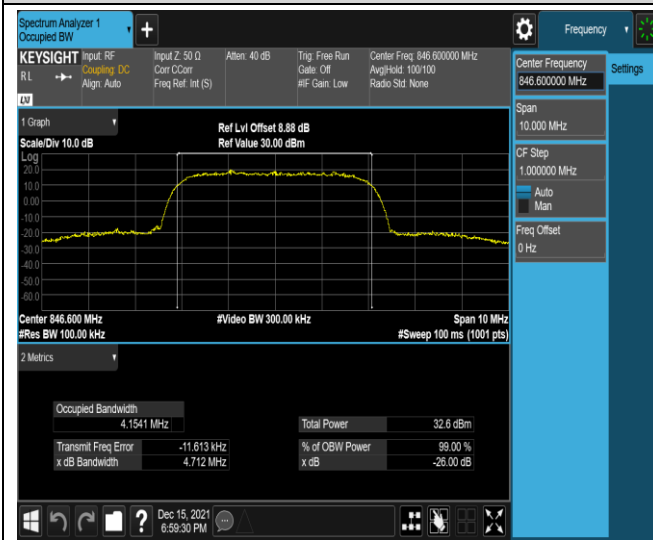
Test Graphs(WCDMA)






Band5-4132-4.706

Band5-4183-4.713



Band5-4233-4.712

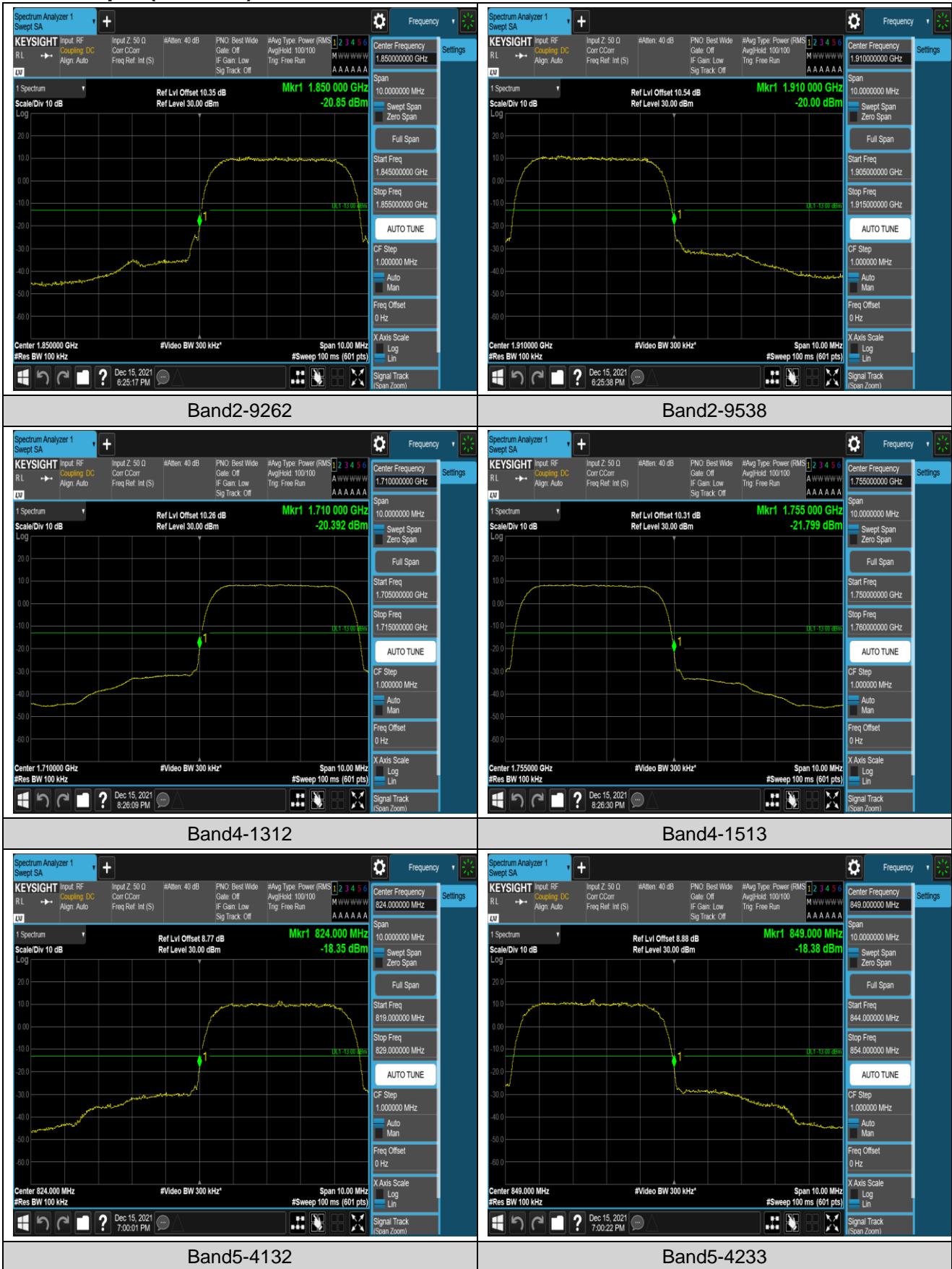


AppendixD:Band Edge

Test Result(WCDMA)

Band	Channel	Frequency (MHz)	Result (dBm)	Limit(dBm)	Verdict
Band2	9262	1850.00	-20.85	-13	PASS
Band2	9538	1910.00	-20.00	-13	PASS
Band4	1312	1710.00	-20.39	-13	PASS
Band4	1513	1755.00	-21.80	-13	PASS
Band5	4132	824.00	-18.35	-13	PASS
Band5	4233	849.00	-18.38	-13	PASS

Test Graphs(WCDMA)

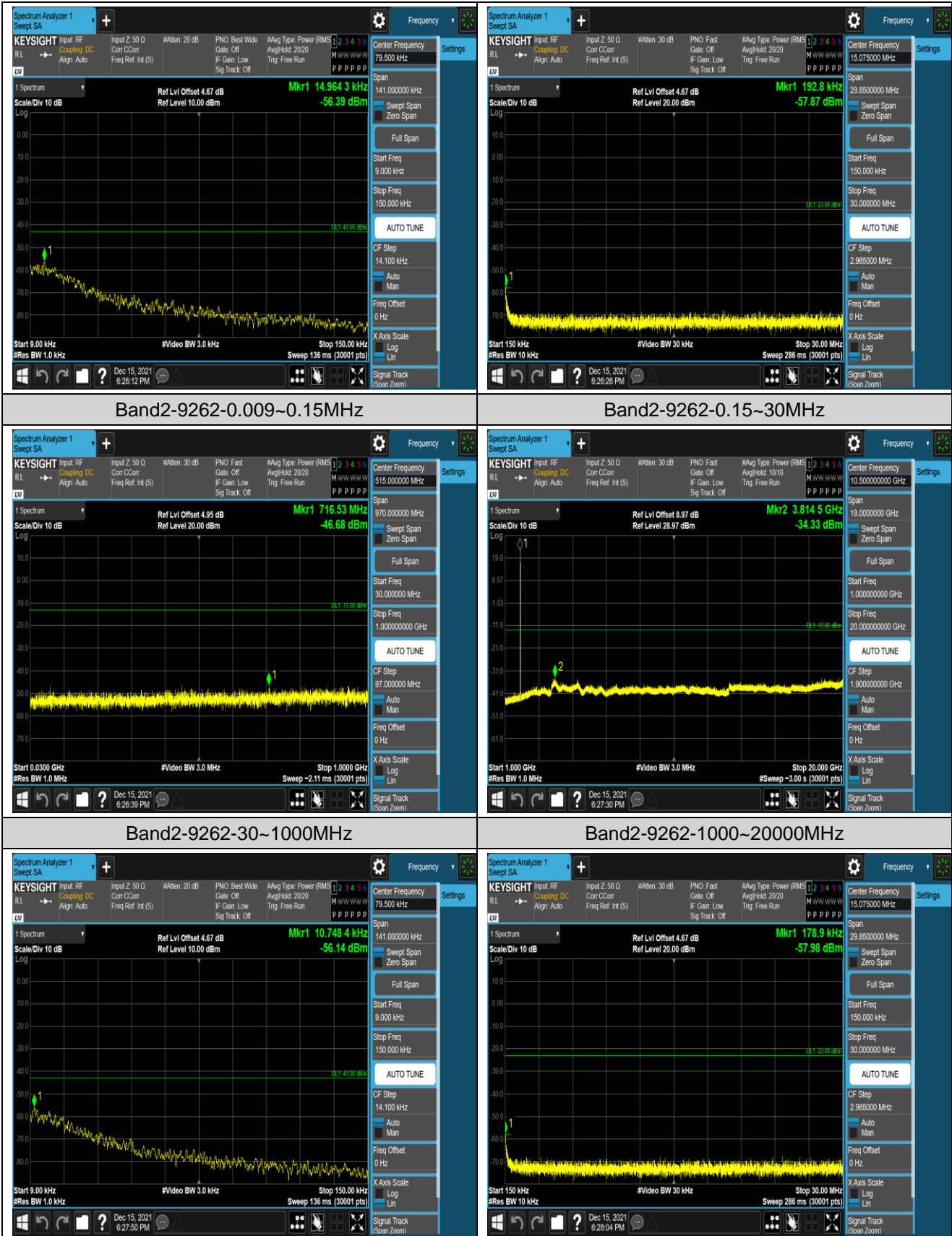


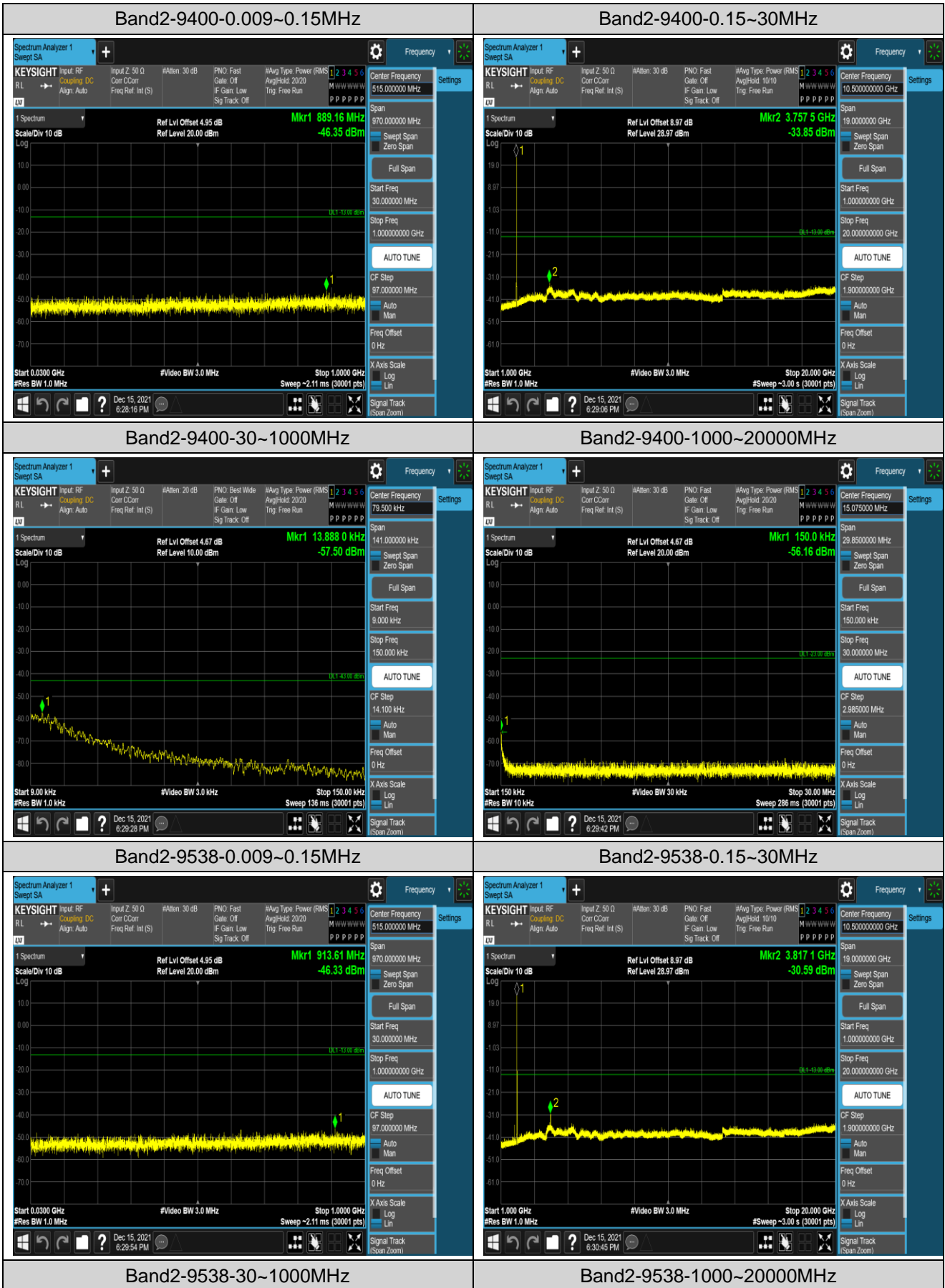
Appendix E: Conducted Spurious Emission

Test Result(WCDMA)

Band	Channel	Frequency Range (Mhz)	Frequency (dBm)	Result (dBm)	Limit (dBm)	Verdict
Band2	9262	0.009~0.15MHz	0.01	-56.39	-43	PASS
Band2	9262	0.15~30MHz	0.19	-57.87	-23	PASS
Band2	9262	30~1000MHz	716.53	-46.68	-13	PASS
Band2	9262	1000~20000MHz	3814.53	-34.33	-13	PASS
Band2	9400	0.009~0.15MHz	0.01	-56.14	-43	PASS
Band2	9400	0.15~30MHz	0.18	-57.99	-23	PASS
Band2	9400	30~1000MHz	889.16	-46.35	-13	PASS
Band2	9400	1000~20000MHz	3757.53	-33.85	-13	PASS
Band2	9538	0.009~0.15MHz	0.01	-57.5	-43	PASS
Band2	9538	0.15~30MHz	0.15	-56.16	-23	PASS
Band2	9538	30~1000MHz	913.61	-46.34	-13	PASS
Band2	9538	1000~20000MHz	3817.07	-30.59	-13	PASS
Band4	1312	0.009~0.15MHz	0.02	-56.29	-43	PASS
Band4	1312	0.15~30MHz	0.15	-57.12	-23	PASS
Band4	1312	30~1000MHz	761.57	-46.88	-13	PASS
Band4	1312	1000~20000MHz	3810.1	-34.09	-13	PASS
Band4	1413	0.009~0.15MHz	0.01	-57.91	-43	PASS
Band4	1413	0.15~30MHz	0.16	-56.32	-23	PASS
Band4	1413	30~1000MHz	919.81	-45.97	-13	PASS
Band4	1413	1000~20000MHz	19956.3	-34.83	-13	PASS
Band4	1513	0.009~0.15MHz	0.01	-56.84	-43	PASS
Band4	1513	0.15~30MHz	0.16	-56.01	-23	PASS
Band4	1513	30~1000MHz	889.97	-47.01	-13	PASS
Band4	1513	1000~20000MHz	19839.77	-34.81	-13	PASS
Band5	4132	0.009~0.15MHz	0.01	-56.51	-33	PASS
Band5	4132	0.15~30MHz	0.15	-57.01	-13	PASS
Band5	4132	30~1000MHz	939.31	-54.55	-13	PASS
Band5	4132	1000~10000MHz	3788.8	-34.84	-13	PASS
Band5	4183	0.009~0.15MHz	0.01	-56.18	-33	PASS
Band5	4183	0.15~30MHz	0.17	-57.08	-13	PASS
Band5	4183	30~1000MHz	468.73	-55.48	-13	PASS
Band5	4183	1000~10000MHz	3782.5	-34.19	-13	PASS
Band5	4233	0.009~0.15MHz	0.01	-56.64	-33	PASS
Band5	4233	0.15~30MHz	0.18	-57.98	-13	PASS
Band5	4233	30~1000MHz	969.96	-56.44	-13	PASS
Band5	4233	1000~10000MHz	3768.7	-34.38	-13	PASS

Test Graphs(WCDMA)







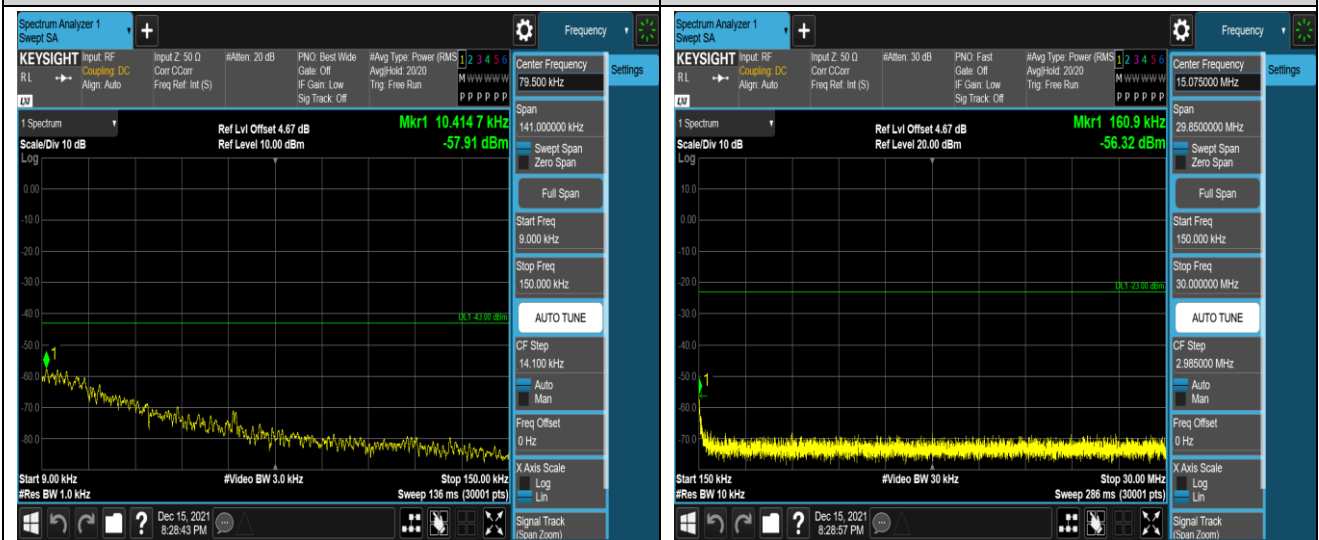
Band4-1312-0.009~0.15MHz

Band4-1312-0.15~30MHz



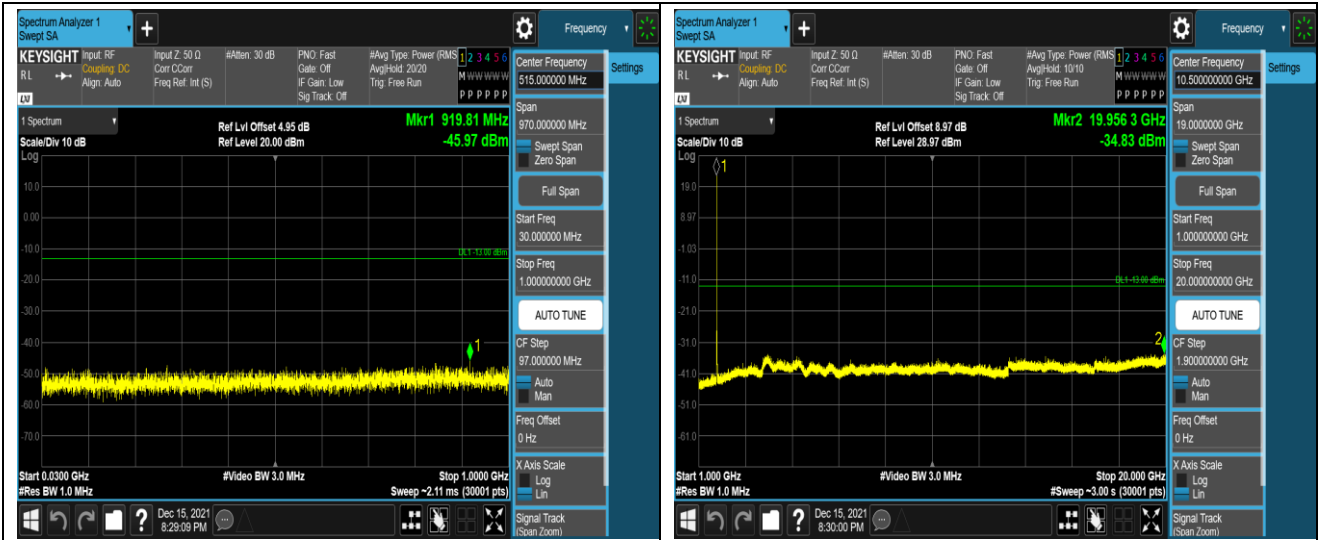
Band4-1312-30~1000MHz

Band4-1312-1000~20000MHz



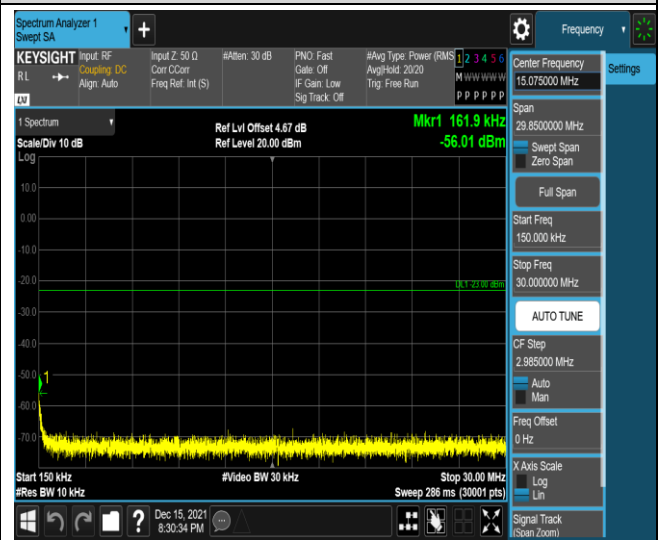
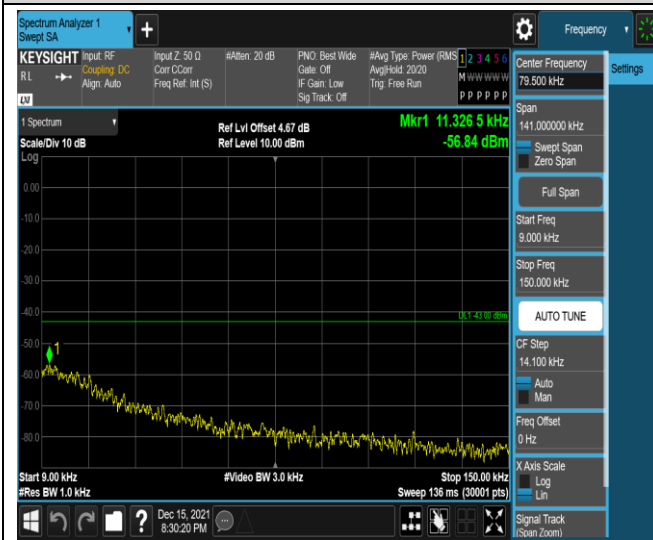
Band4-1413-0.009~0.15MHz

Band4-1413-0.15~30MHz



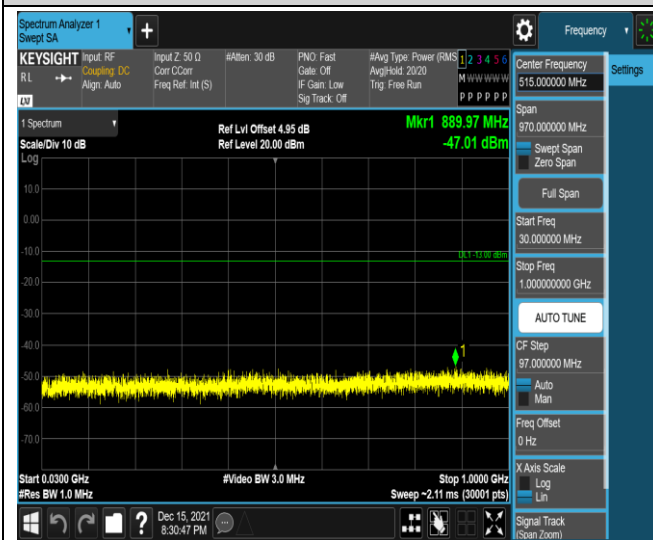
Band4-1413-30~1000MHz

Band4-1413-1000~20000MHz



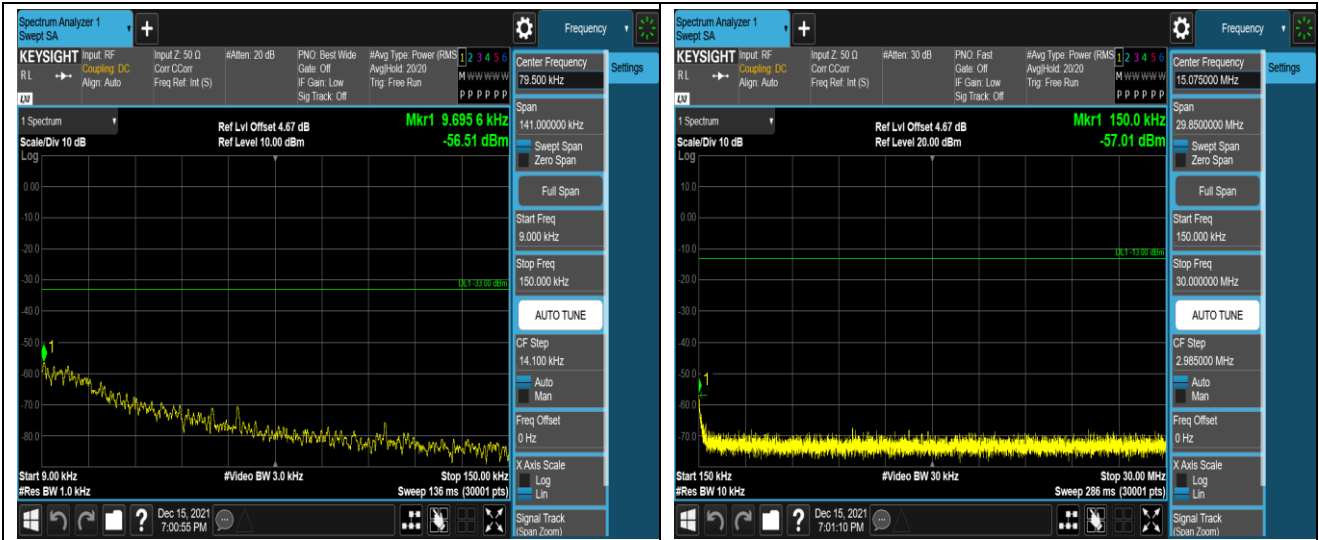
Band4-1513-0.009~0.15MHz

Band4-1513-0.15~30MHz



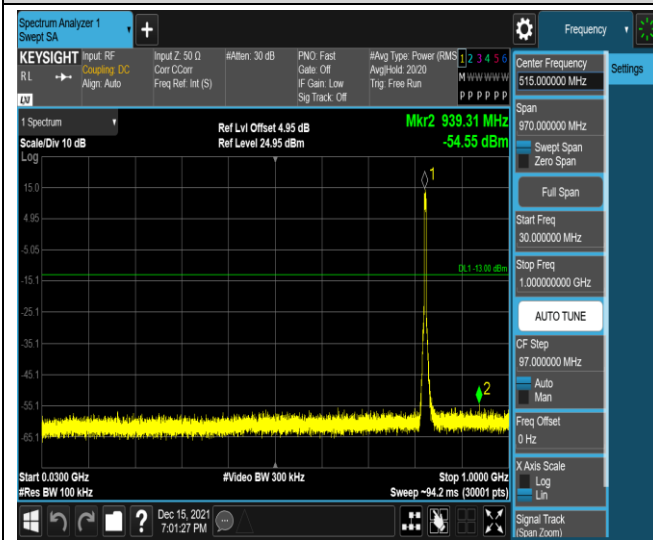
Band4-1513-30~1000MHz

Band4-1513-1000~20000MHz

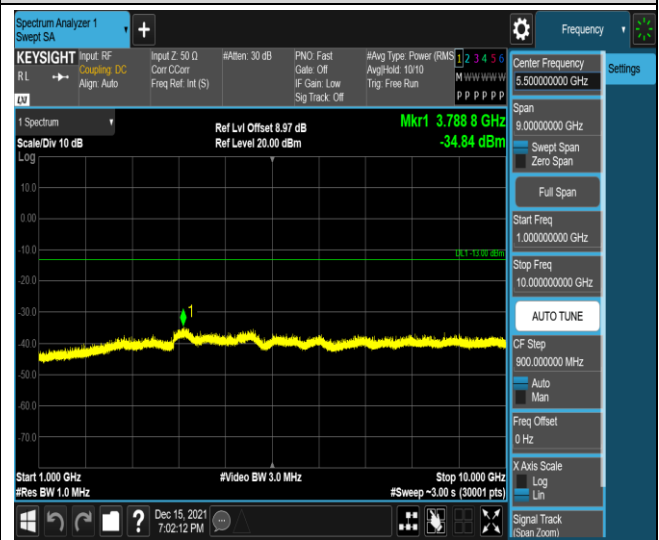


Band5-4132-0.009~0.15MHz

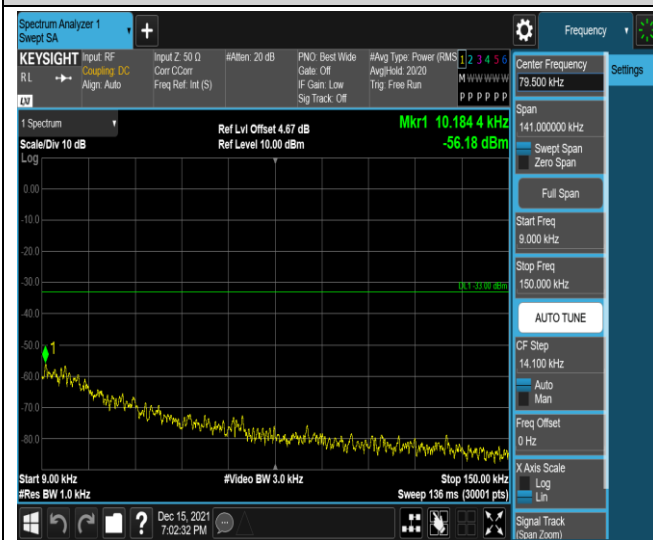
Band5-4132-0.15~30MHz



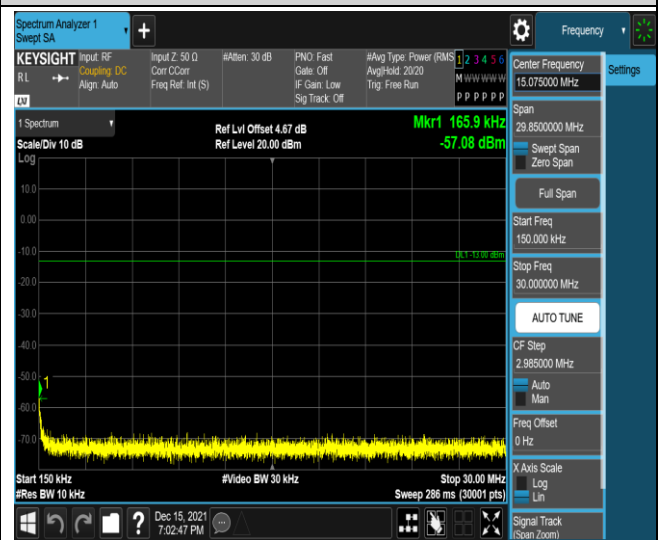
Band5-4132-30~1000MHz



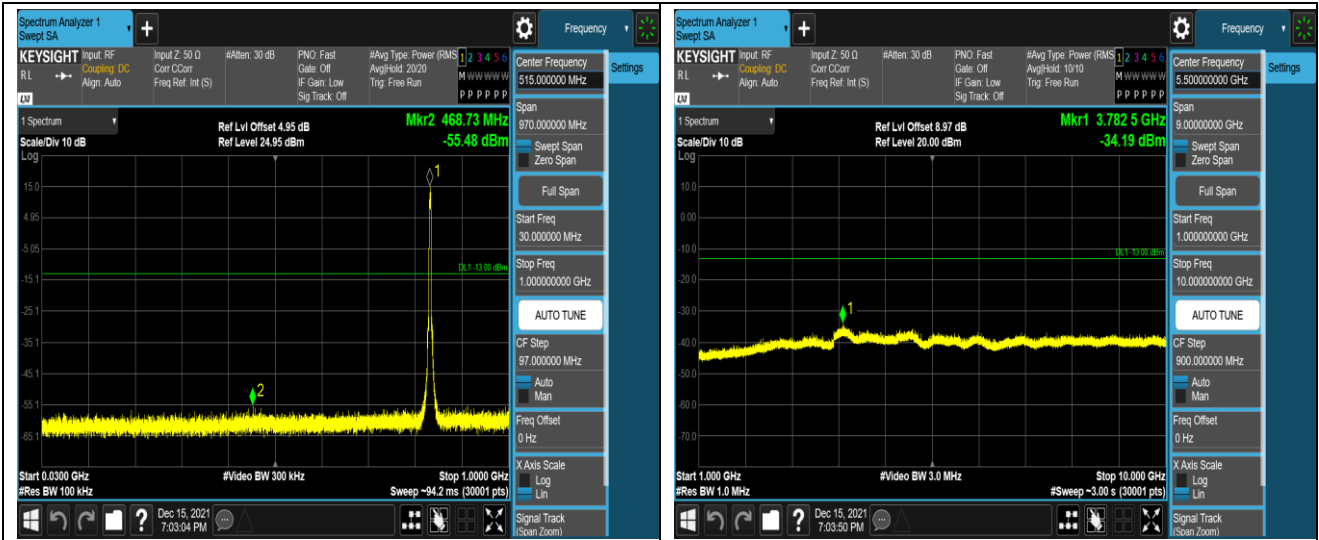
Band5-4132-1000~10000MHz



Band5-4183-0.009~0.15MHz

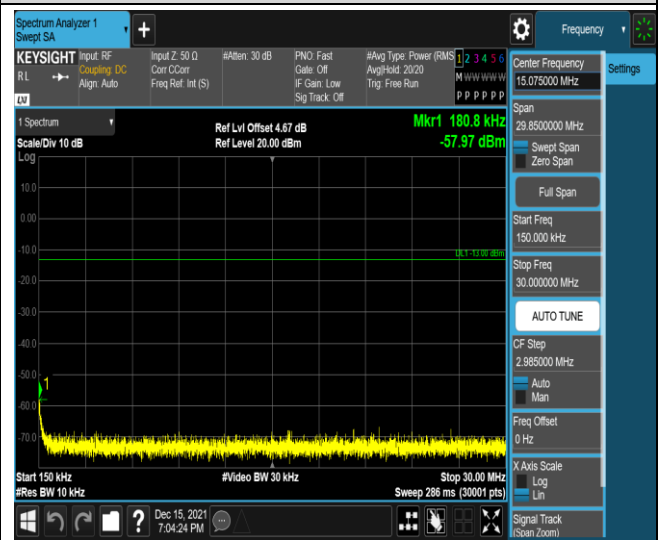


Band5-4183-0.15~30MHz



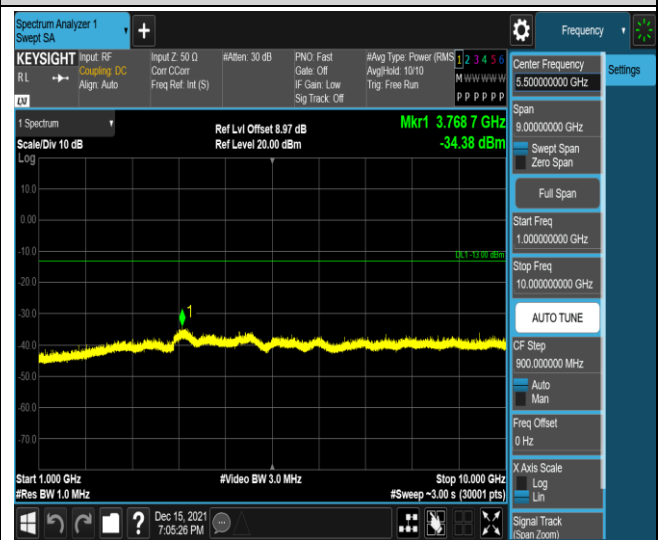
Band5-4183-30~1000MHz

Band5-4183-1000~10000MHz



Band5-4233-0.009~0.15MHz

Band5-4233-0.15~30MHz



Band5-4233-30~1000MHz

Band5-4233-1000~10000MHz

AppendixF:Frequency Stability

Test Result

Reference Frequency: WCDMA BAND II 12.2k RMC Middle Frequency=9400 channel=1880MHz					
Temperature					
Power supplied (Vdc)	Temperature (°C)	Frequency error		Limit (ppm)	Result
		Hz	ppm		
3.87	-30	3.53	0.001878	Within authorized band for BAND II	Pass
	-20	3.00	0.001596		
	-10	3.46	0.001840		
	0	2.47	0.001314		
	10	3.75	0.001995		
	20	2.95	0.001569		
	30	3.28	0.001745		
	40	3.91	0.002080		
	50	3.03	0.001612		
Voltage					
Temperature (°C)	Power supplied (Vdc)	Frequency error		Limit (ppm)	Result
		Hz	ppm		
25	3.50	3.66	0.001947	Within authorized band for BAND II	Pass
	3.87	3.18	0.001691		
	4.45	3.39	0.001803		
Remark: All channel had been tested, but only the worst case data displayed in this report.					

Reference Frequency: WCDMA BAND IV 12.2k RMC Middle Frequency=1413 channel=1732.6MHz					
Temperature					
Power supplied (Vdc)	Temperature (°C)	Frequency error		Limit (ppm)	Result
		Hz	ppm		
3.87	-30	-0.15	-0.000087	Within authorized band for BAND IV	Pass
	-20	0.67	0.000387		
	-10	0.79	0.000456		
	0	0.47	0.000271		
	10	0.24	0.000139		
	20	0.34	0.000196		
	30	0.65	0.000375		
	40	-0.15	-0.000087		
	50	0.81	0.000468		
Voltage					
Temperature (°C)	Power supplied (Vdc)	Frequency error		Limit (ppm)	Result
		Hz	ppm		
25	3.50	0.91	0.000525	Within authorized band for BAND IV	Pass
	3.87	0.47	0.000271		
	4.45	0.62	0.000358		
Remark: All channel had been tested, but only the worst case data displayed in this report.					

Reference Frequency: WCDMA BAND V 12.2k RMC Middle channel=4183 Frequency=836.6MHz					
Temperature					
Power supplied (Vdc)	Temperature (°C)	Frequency error		Limit (ppm)	Result
		Hz	ppm		
3.87	-30	-0.74	-0.000885	±2.5	Pass
	-20	-0.15	-0.000179		
	-10	-0.59	-0.000705		
	0	-0.32	-0.000383		
	10	-0.09	-0.000108		
	20	-0.71	-0.000849		
	30	-1.62	-0.001936		
	40	-1.90	-0.002271		
	50	0.20	0.000239		
Voltage					
Temperature (°C)	Power supplied (Vdc)	Frequency error		Limit (ppm)	Result
		Hz	ppm		
25	3.50	-0.49	-0.000586	±2.5	Pass
	3.87	0.21	0.000251		
	4.45	-0.41	-0.000490		
Remark: All channel had been tested, but only the worst case data displayed in this report.					

Appendix G: Modulation Characteristics

Test Result

Band	Channel	Result	Verdict
Band2	9400	PASS	PASS
Band4	1413	PASS	PASS
Band5	4183	PASS	PASS

Remark: All channel had been tested, but only the worst case data displayed in this report.

Test Graphs

