

AppendixA: Effective (Isotropic) Radiated Power Output Data

Test Result(WCDMA)

Band	Type	Channel	Conducted Power (dBm)	ERP/EIRP (dBm)	ERP/EIRP Limit (dBm)	Verdict
Band2	Voice	9262	23.46	22.70	33	PASS
Band2	TestMode	9262	23.51	22.75	33	PASS
Band2	TestMode	9400	23.54	22.78	33	PASS
Band2	Voice	9400	23.50	22.74	33	PASS
Band2	TestMode	9538	23.73	22.97	33	PASS
Band2	Voice	9538	23.68	22.92	33	PASS
Band4	Voice	1312	23.80	24.12	30	PASS
Band4	TestMode	1312	23.85	24.17	30	PASS
Band4	Voice	1413	23.73	24.05	30	PASS
Band4	TestMode	1413	23.79	24.11	30	PASS
Band4	TestMode	1513	23.86	24.18	30	PASS
Band4	Voice	1513	23.80	24.12	30	PASS
Band5	Voice	4132	23.73	18.20	38.5	PASS
Band5	TestMode	4132	23.70	18.17	38.5	PASS
Band5	TestMode	4183	23.65	18.12	38.5	PASS
Band5	Voice	4183	23.69	18.16	38.5	PASS
Band5	Voice	4233	23.19	17.66	38.5	PASS
Band5	TestMode	4233	23.20	17.67	38.5	PASS

Test Result(HSDPA)

Band	Channel	SubTest	Conducted Power (dBm)	ERP/EIRP (dBm)	ERP/EIRP Limit (dBm)	Verdict
Band2	9262	1	22.59	21.83	33	PASS
Band2	9262	2	22.01	21.25	33	PASS
Band2	9262	3	22.02	21.26	33	PASS
Band2	9262	4	22.00	21.24	33	PASS
Band2	9400	1	22.59	21.83	33	PASS
Band2	9400	2	22.05	21.29	33	PASS
Band2	9400	3	21.98	21.22	33	PASS
Band2	9400	4	22.02	21.26	33	PASS
Band2	9538	1	22.75	21.99	33	PASS
Band2	9538	2	22.20	21.44	33	PASS
Band2	9538	3	22.20	21.44	33	PASS
Band2	9538	4	22.24	21.48	33	PASS

Band4	1312	1	22.82	23.14	30	PASS
Band4	1312	2	22.35	22.67	30	PASS
Band4	1312	3	22.41	22.73	30	PASS
Band4	1312	4	22.37	22.69	30	PASS
Band4	1413	1	22.77	23.09	30	PASS
Band4	1413	2	22.30	22.62	30	PASS
Band4	1413	3	22.32	22.64	30	PASS
Band4	1413	4	22.30	22.62	30	PASS
Band4	1513	1	22.84	23.16	30	PASS
Band4	1513	2	22.38	22.70	30	PASS
Band4	1513	3	22.42	22.74	30	PASS
Band4	1513	4	22.35	22.67	30	PASS
Band5	4132	1	22.68	17.15	38.5	PASS
Band5	4132	2	22.19	16.66	38.5	PASS
Band5	4132	3	22.22	16.69	38.5	PASS
Band5	4132	4	22.20	16.67	38.5	PASS
Band5	4183	1	22.65	17.12	38.5	PASS
Band5	4183	2	22.14	16.61	38.5	PASS
Band5	4183	3	22.20	16.67	38.5	PASS
Band5	4183	4	22.12	16.59	38.5	PASS
Band5	4233	1	22.25	16.72	38.5	PASS
Band5	4233	2	21.69	16.16	38.5	PASS
Band5	4233	3	21.70	16.17	38.5	PASS
Band5	4233	4	21.66	16.13	38.5	PASS

Test Result(HSUPA)

Band	Channel	SubTest	Conducted Power (dBm)	ERP/EIRP (dBm)	ERP/EIRP Limit (dBm)	Verdict
Band2	9262	1	20.57	19.81	33	PASS
Band2	9262	2	21.05	20.29	33	PASS
Band2	9262	3	21.61	20.85	33	PASS
Band2	9262	4	20.58	19.82	33	PASS
Band2	9262	5	22.56	21.80	33	PASS
Band2	9400	1	20.58	19.82	33	PASS
Band2	9400	2	21.06	20.30	33	PASS
Band2	9400	3	21.58	20.82	33	PASS
Band2	9400	4	20.58	19.82	33	PASS
Band2	9400	5	22.57	21.81	33	PASS
Band2	9538	1	20.73	19.97	33	PASS
Band2	9538	2	21.24	20.48	33	PASS
Band2	9538	3	21.73	20.97	33	PASS

Band2	9538	4	20.74	19.98	33	PASS
Band2	9538	5	22.73	21.97	33	PASS
Band4	1312	1	20.89	21.21	30	PASS
Band4	1312	2	21.33	21.65	30	PASS
Band4	1312	3	21.88	22.20	30	PASS
Band4	1312	4	20.87	21.19	30	PASS
Band4	1312	5	22.88	23.20	30	PASS
Band4	1413	1	20.82	21.14	30	PASS
Band4	1413	2	21.34	21.66	30	PASS
Band4	1413	3	21.82	22.14	30	PASS
Band4	1413	4	20.85	21.17	30	PASS
Band4	1413	5	22.81	23.13	30	PASS
Band4	1513	1	20.90	21.22	30	PASS
Band4	1513	2	21.36	21.68	30	PASS
Band4	1513	3	21.91	22.23	30	PASS
Band4	1513	4	20.90	21.22	30	PASS
Band4	1513	5	22.88	23.20	30	PASS
Band5	4132	1	20.73	15.2	38.5	PASS
Band5	4132	2	21.22	15.69	38.5	PASS
Band5	4132	3	21.72	16.19	38.5	PASS
Band5	4132	4	20.75	15.22	38.5	PASS
Band5	4132	5	22.69	17.16	38.5	PASS
Band5	4183	1	20.72	15.19	38.5	PASS
Band5	4183	2	21.19	15.66	38.5	PASS
Band5	4183	3	21.70	16.17	38.5	PASS
Band5	4183	4	20.71	15.18	38.5	PASS
Band5	4183	5	22.68	17.15	38.5	PASS
Band5	4233	1	20.22	14.69	38.5	PASS
Band5	4233	2	20.70	15.17	38.5	PASS
Band5	4233	3	21.22	15.69	38.5	PASS
Band5	4233	4	20.24	14.71	38.5	PASS
Band5	4233	5	22.25	16.72	38.5	PASS

Remark: $EIRP (dBm) = \text{Conducted power (dBm)} + \text{Antenna Gain (dBi)}$. (For Band2)
 $ERP (dBm) = EIRP (dBm) - 2.15 (dB)$. (For Band5)

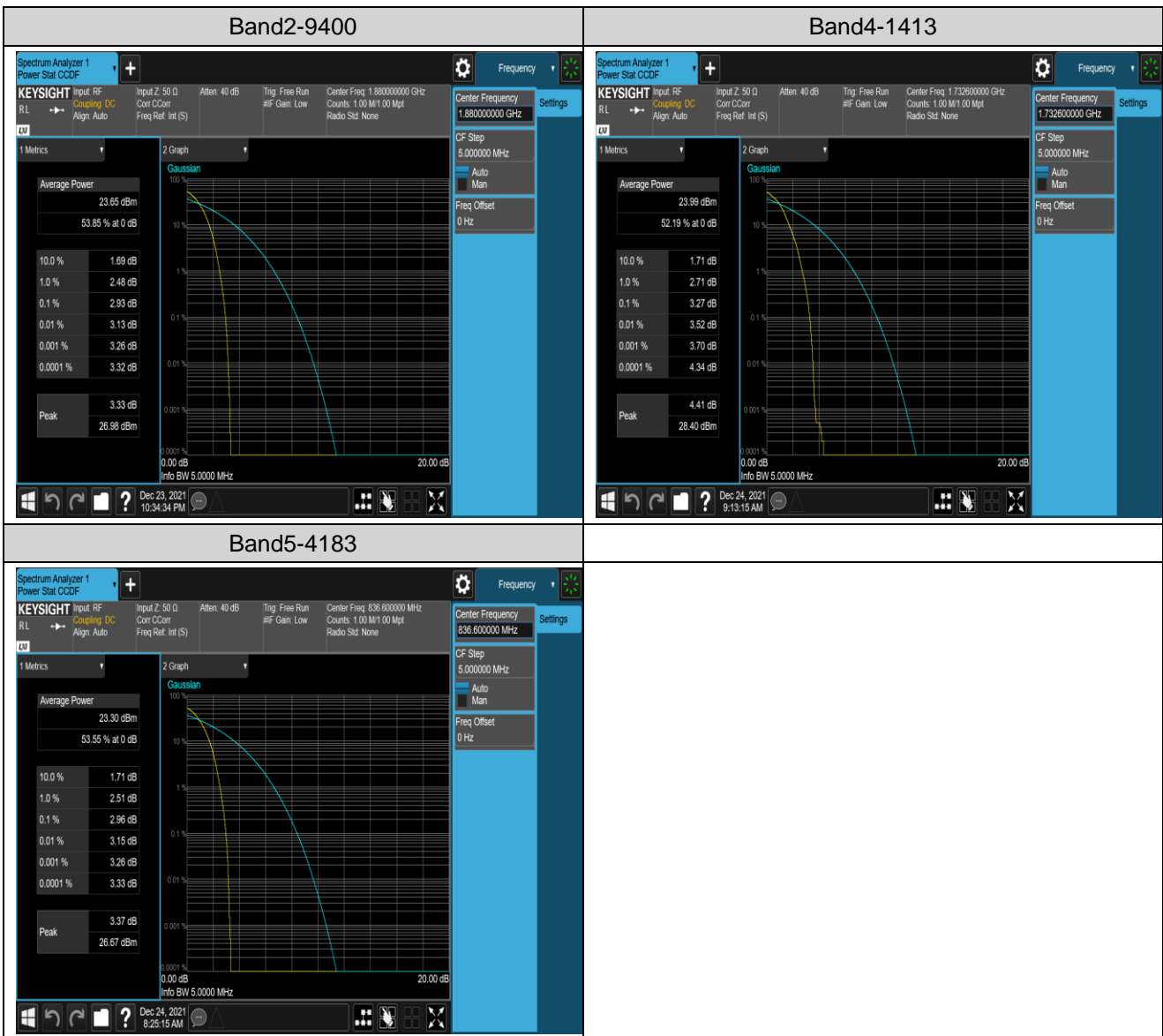
Appendix B: Peak-to-Average Ratio

Test Result(WCDMA)

Band	Channel	Peak-to-Average Ratio(dB)	Limit(dB)	Verdict
Band2	9400	2.93	13	PASS
Band4	1413	3.27	13	PASS
Band5	4183	2.96	13	PASS

Remark: All channel had been tested, but only the worst case data displayed in this report.

Test Graphs(WCDMA)

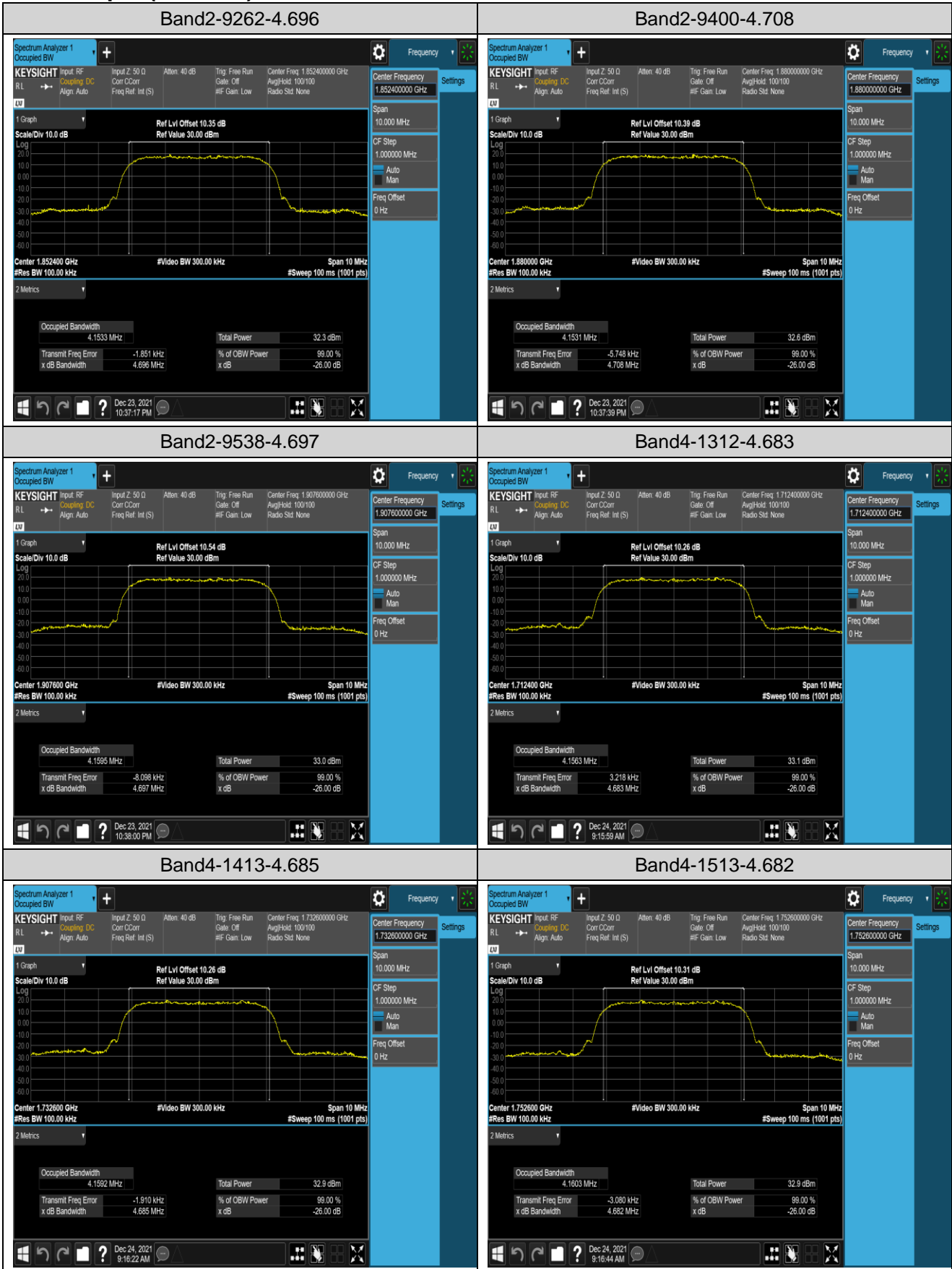


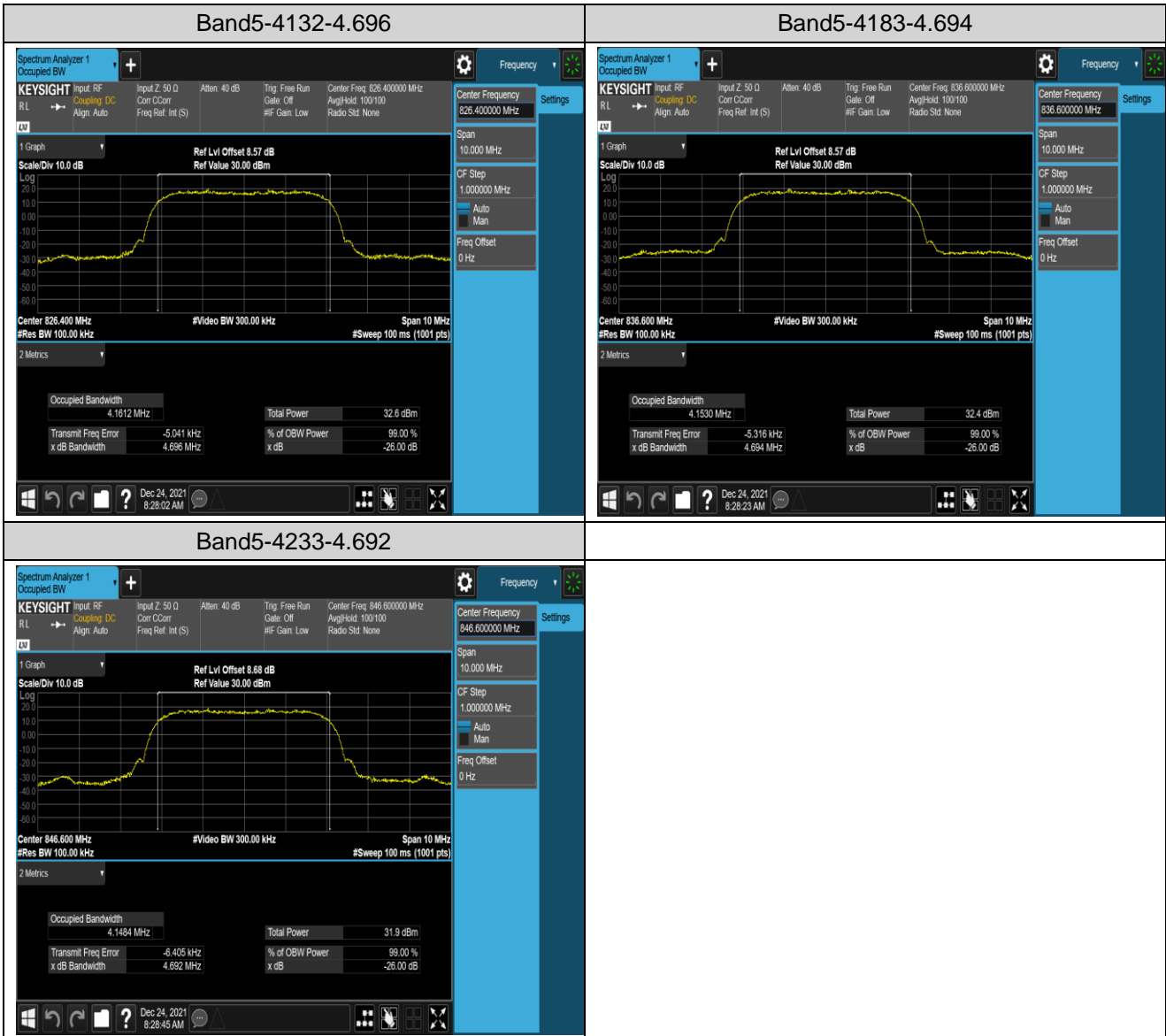
AppendixC:26dB Bandwidth andOccupied Bandwidth

Test Result(WCDMA)

Band	Channel	Occupied Bandwidth (MHz)	26dB Bandwidth (MHz)	Limit(kHz)	Verdict
Band2	9262	4.1533	4.696	---	PASS
Band2	9400	4.1531	4.708	---	PASS
Band2	9538	4.1595	4.697	---	PASS
Band4	1312	4.1563	4.683	---	PASS
Band4	1413	4.1592	4.685	---	PASS
Band4	1513	4.1603	4.682	---	PASS
Band5	4132	4.1612	4.696	---	PASS
Band5	4183	4.1530	4.694	---	PASS
Band5	4233	4.1484	4.692	---	PASS

Test Graphs(WCDMA)



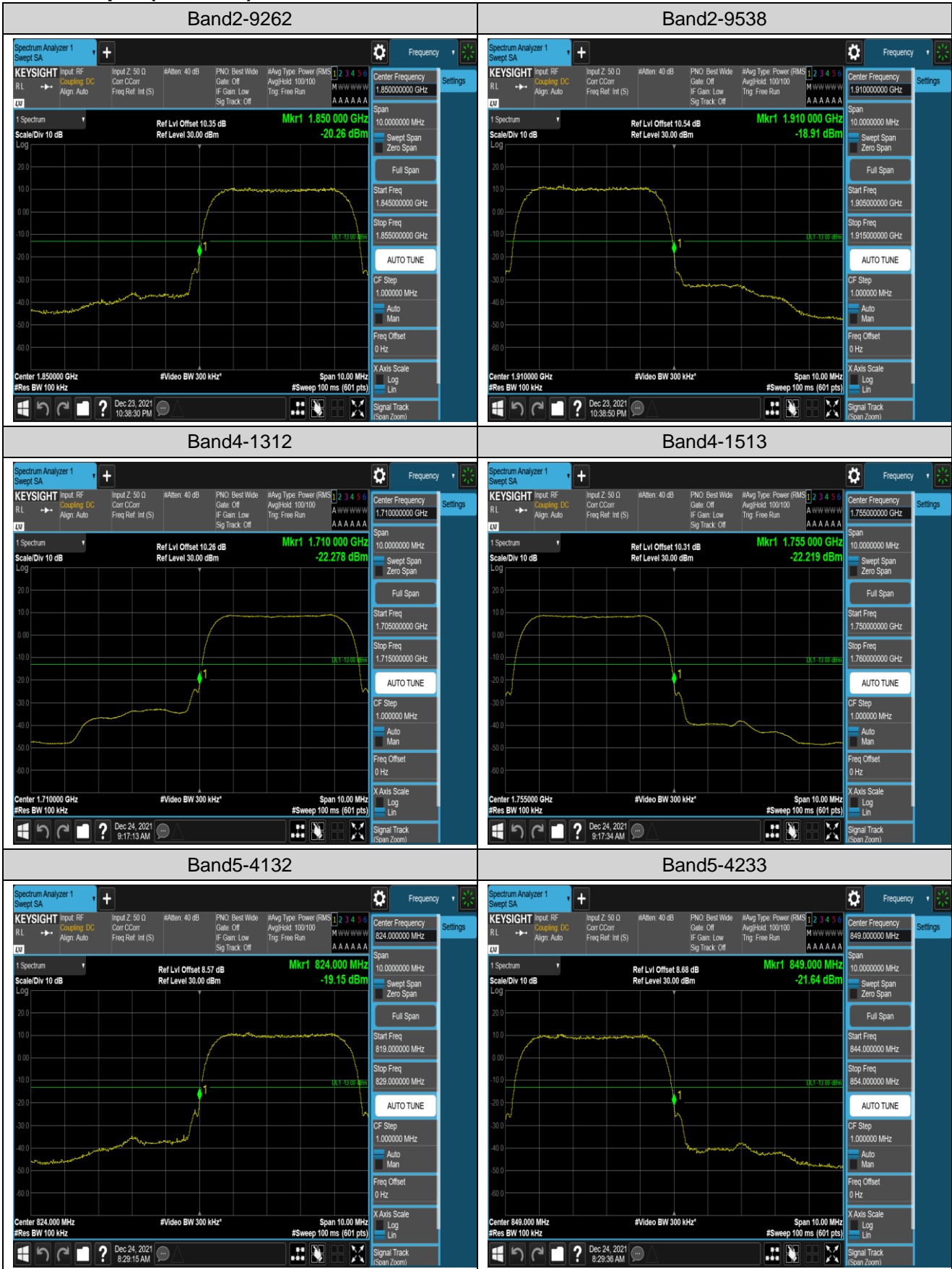


AppendixD:Band Edge

Test Result(WCDMA)

Band	Channel	Frequency (MHz)	Result (dBm)	Limit(dBm)	Verdict
Band2	9262	1850.00	-20.26	-13	PASS
Band2	9538	1910.00	-18.91	-13	PASS
Band4	1312	1710.00	-22.28	-13	PASS
Band4	1513	1755.00	-22.22	-13	PASS
Band5	4132	824.00	-19.15	-13	PASS
Band5	4233	849.00	-21.64	-13	PASS

Test Graphs(WCDMA)

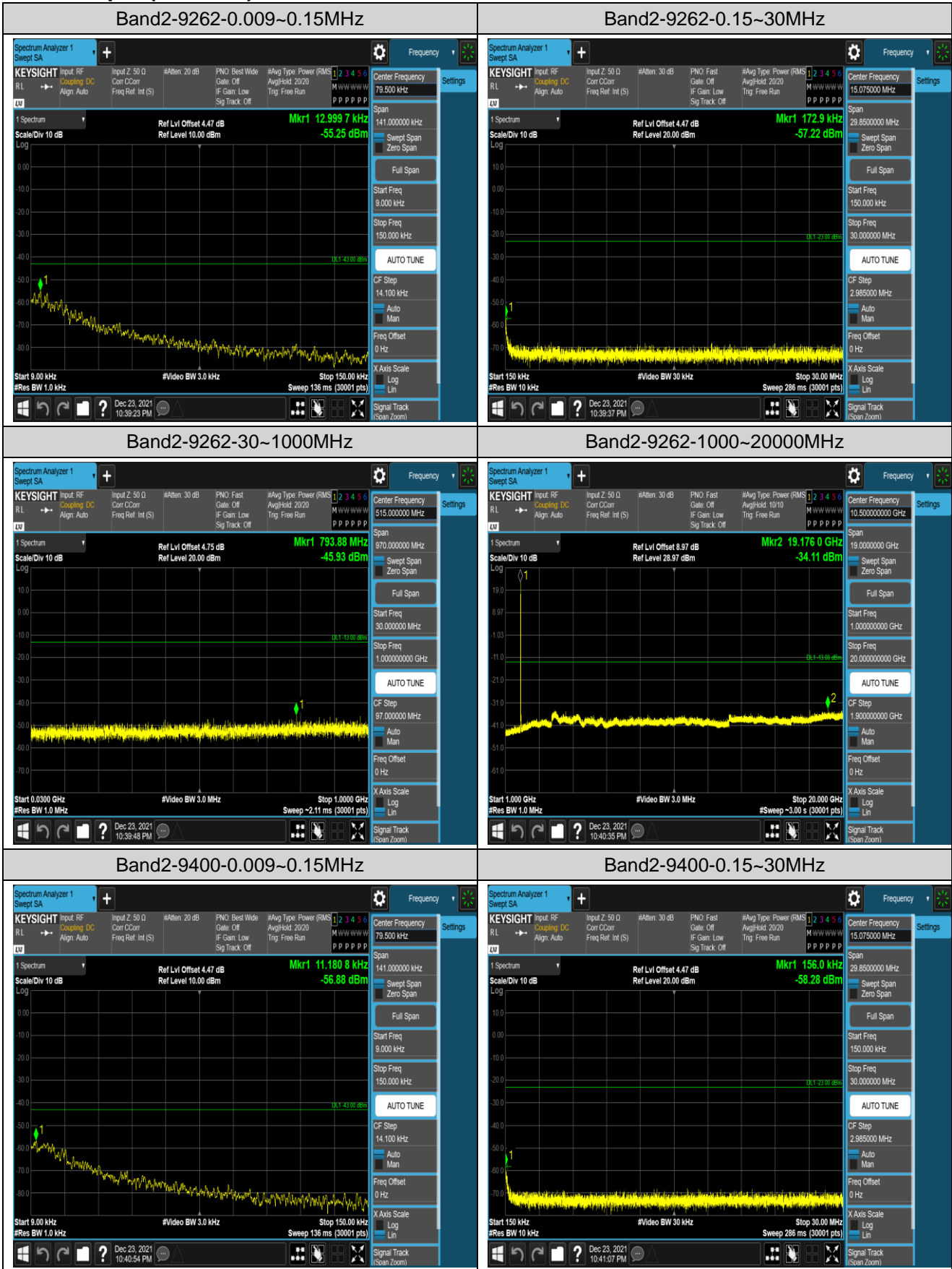


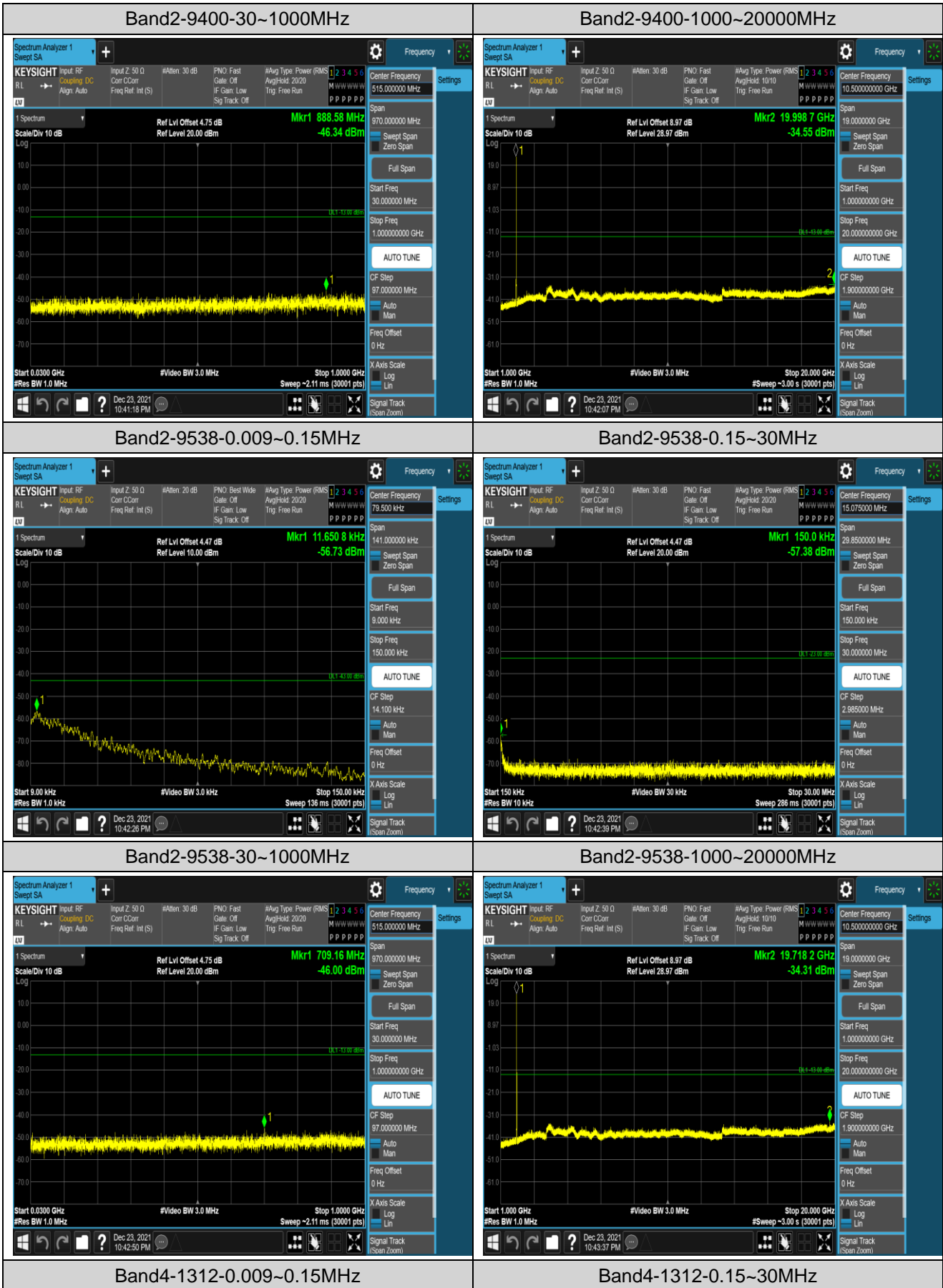
Appendix E: Conducted Spurious Emission

Test Result (WCDMA)

Band	Channel	Frequency Range (Mhz)	Frequency (dBm)	Result (dBm)	Limit (dBm)	Verdict
Band2	9262	0.009~0.15MHz	0.01	-55.25	-43	PASS
Band2	9262	0.15~30MHz	0.17	-57.22	-23	PASS
Band2	9262	30~1000MHz	793.88	-45.93	-13	PASS
Band2	9262	1000~20000MHz	19176.03	-34.11	-13	PASS
Band2	9400	0.009~0.15MHz	0.01	-56.88	-43	PASS
Band2	9400	0.15~30MHz	0.16	-58.28	-23	PASS
Band2	9400	30~1000MHz	888.58	-46.34	-13	PASS
Band2	9400	1000~20000MHz	19998.73	-34.55	-13	PASS
Band2	9538	0.009~0.15MHz	0.01	-56.73	-43	PASS
Band2	9538	0.15~30MHz	0.15	-57.38	-23	PASS
Band2	9538	30~1000MHz	709.16	-46	-13	PASS
Band2	9538	1000~20000MHz	19718.17	-34.31	-13	PASS
Band4	1312	0.009~0.15MHz	0.01	-57.61	-43	PASS
Band4	1312	0.15~30MHz	0.15	-56.64	-23	PASS
Band4	1312	30~1000MHz	899.38	-46	-13	PASS
Band4	1312	1000~20000MHz	3755	-34.14	-13	PASS
Band4	1413	0.009~0.15MHz	0.01	-57.04	-43	PASS
Band4	1413	0.15~30MHz	0.15	-56.94	-23	PASS
Band4	1413	30~1000MHz	999.03	-46.58	-13	PASS
Band4	1413	1000~20000MHz	3796.17	-34.53	-13	PASS
Band4	1513	0.009~0.15MHz	0.01	-57.17	-43	PASS
Band4	1513	0.15~30MHz	0.15	-55.87	-23	PASS
Band4	1513	30~1000MHz	764.55	-47.17	-13	PASS
Band4	1513	1000~20000MHz	19200.73	-34.81	-13	PASS
Band5	4132	0.009~0.15MHz	0.01	-58.03	-33	PASS
Band5	4132	0.15~30MHz	0.16	-58.56	-13	PASS
Band5	4132	30~1000MHz	992.47	-55.71	-13	PASS
Band5	4132	1000~10000MHz	3785.2	-35	-13	PASS
Band5	4183	0.009~0.15MHz	0.01	-57.65	-33	PASS
Band5	4183	0.15~30MHz	0.17	-58.07	-13	PASS
Band5	4183	30~1000MHz	949.66	-56.52	-13	PASS
Band5	4183	1000~10000MHz	3782.8	-34.96	-13	PASS
Band5	4233	0.009~0.15MHz	0.01	-55.52	-33	PASS
Band5	4233	0.15~30MHz	0.15	-55.55	-13	PASS
Band5	4233	30~1000MHz	989.72	-56.2	-13	PASS
Band5	4233	1000~10000MHz	3790.6	-34.35	-13	PASS

Test Graphs(WCDMA)

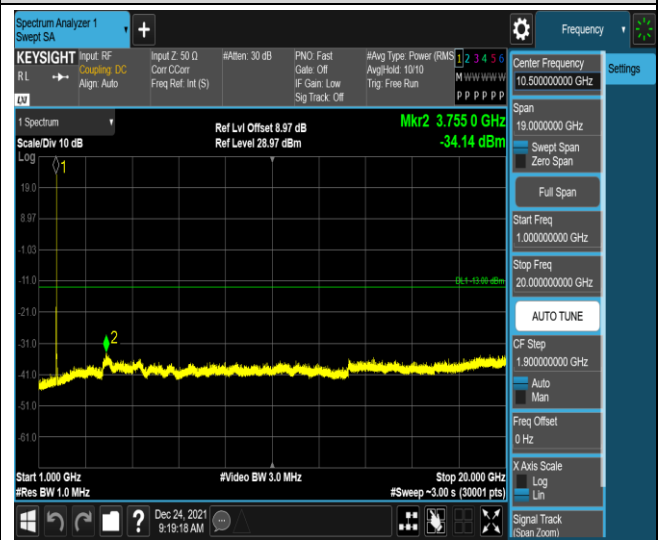






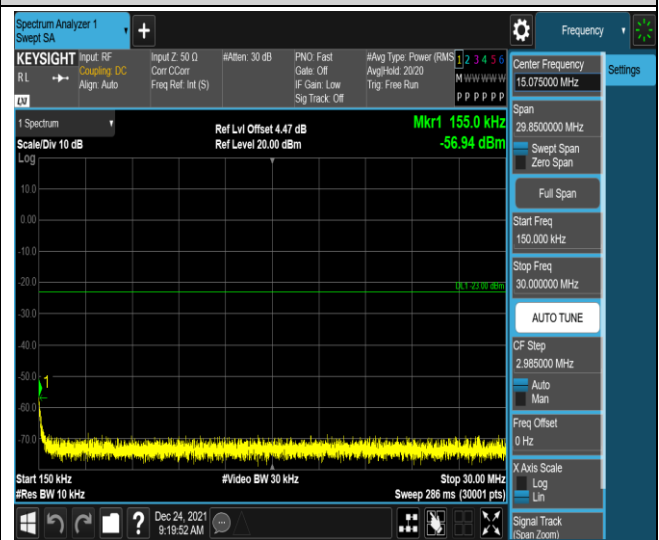
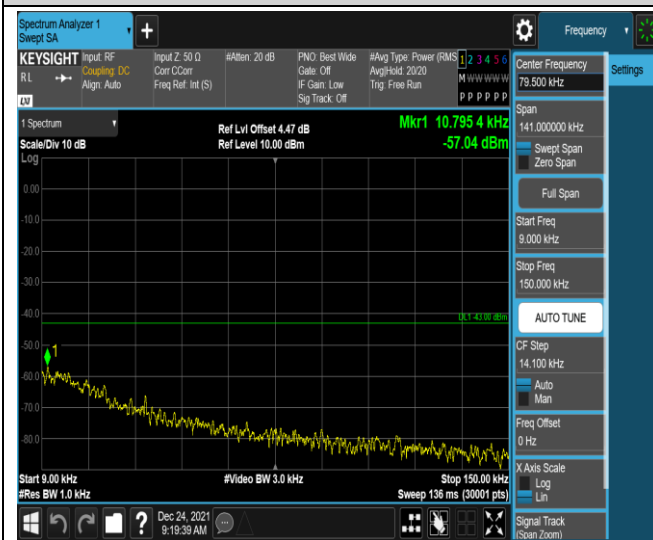
Band4-1312-30~1000MHz

Band4-1312-1000~20000MHz



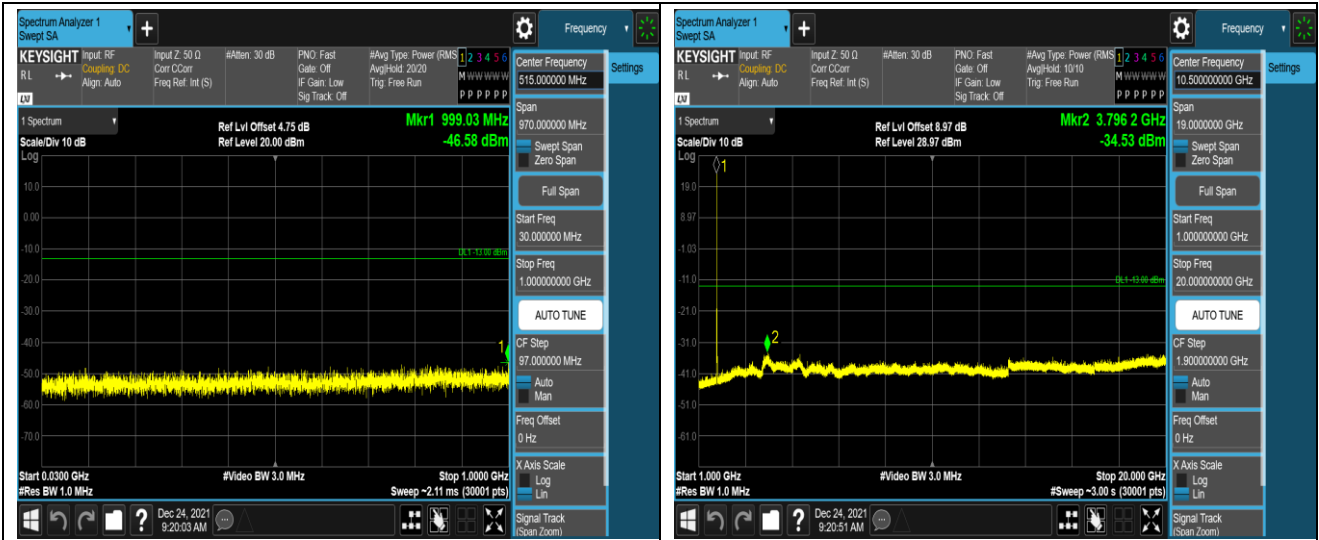
Band4-1413-0.009~0.15MHz

Band4-1413-0.15~30MHz



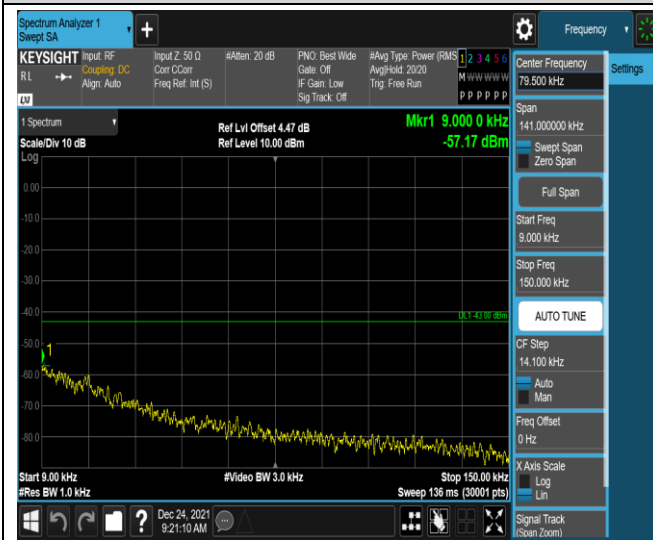
Band4-1413-30~1000MHz

Band4-1413-1000~20000MHz

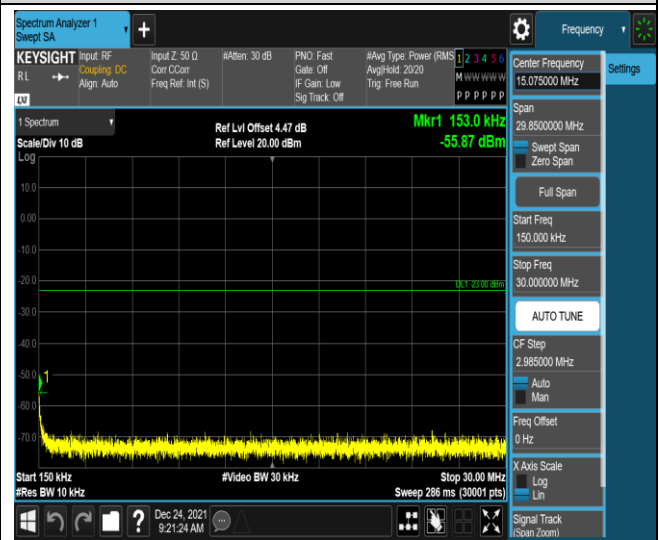


Band4-1513-0.009~0.15MHz

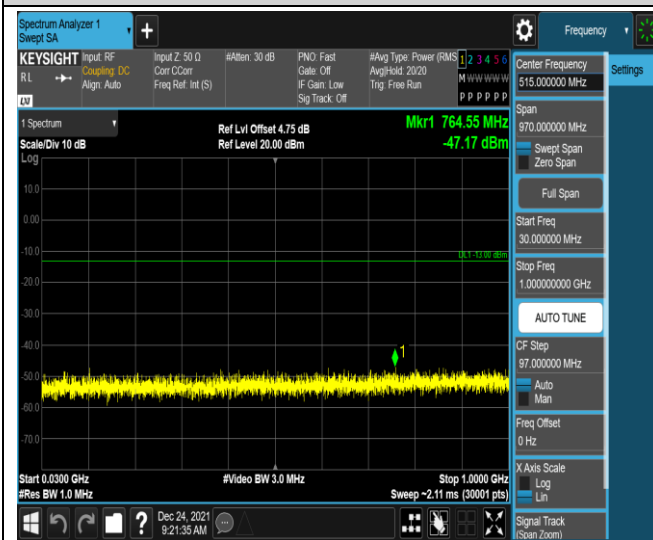
Band4-1513-0.15~30MHz



Band4-1513-30~1000MHz



Band4-1513-1000~20000MHz



Band5-4132-0.009~0.15MHz

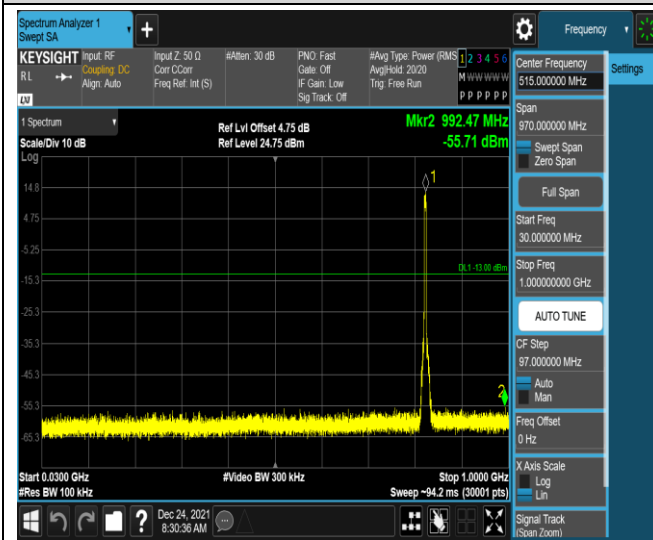


Band5-4132-0.15~30MHz



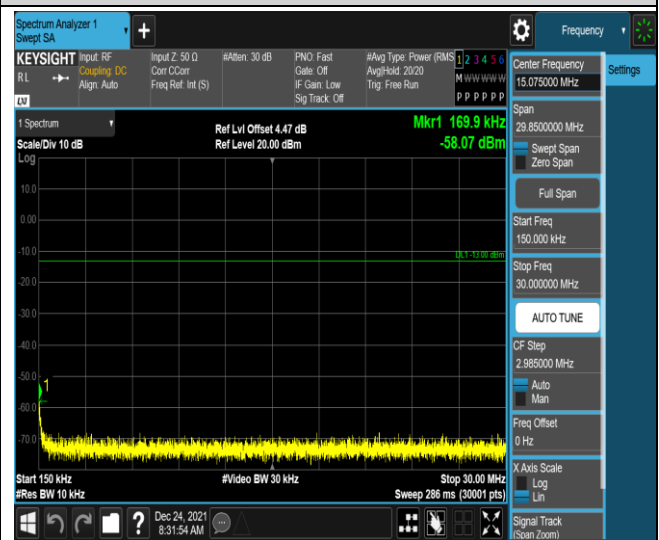
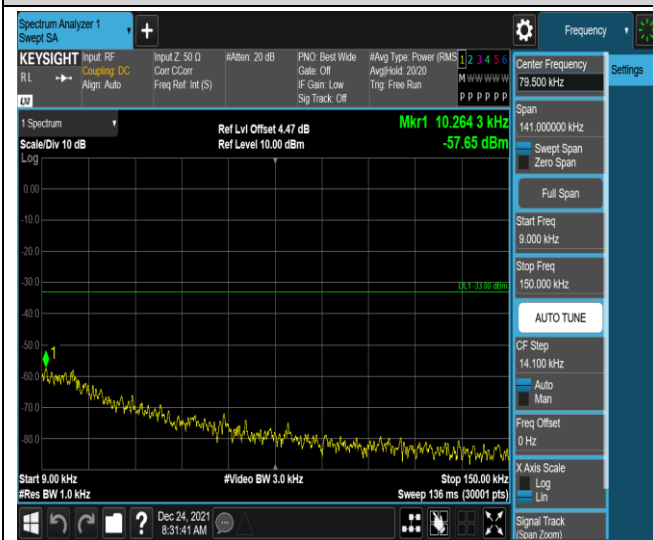
Band5-4132-30~1000MHz

Band5-4132-1000~10000MHz



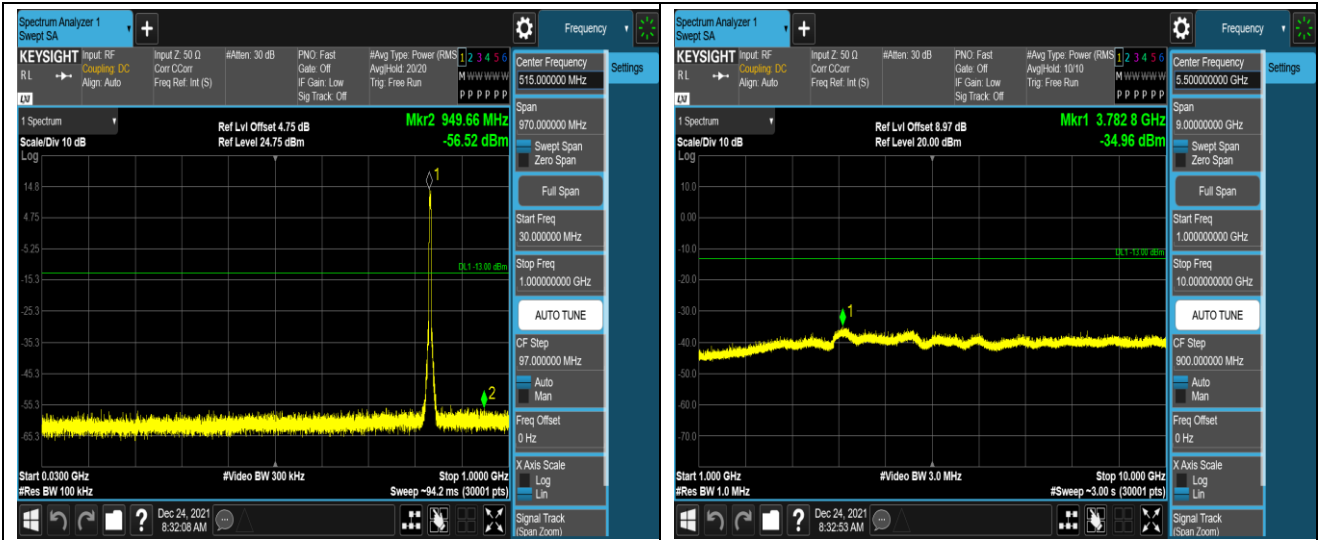
Band5-4183-0.009~0.15MHz

Band5-4183-0.15~30MHz



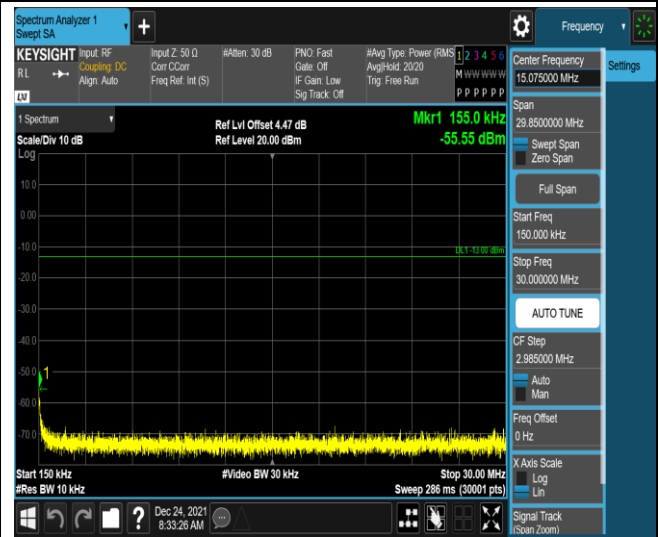
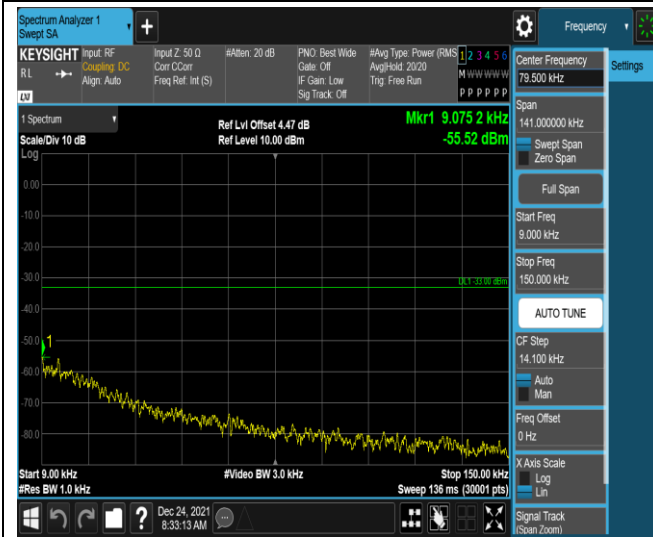
Band5-4183-30~1000MHz

Band5-4183-1000~10000MHz



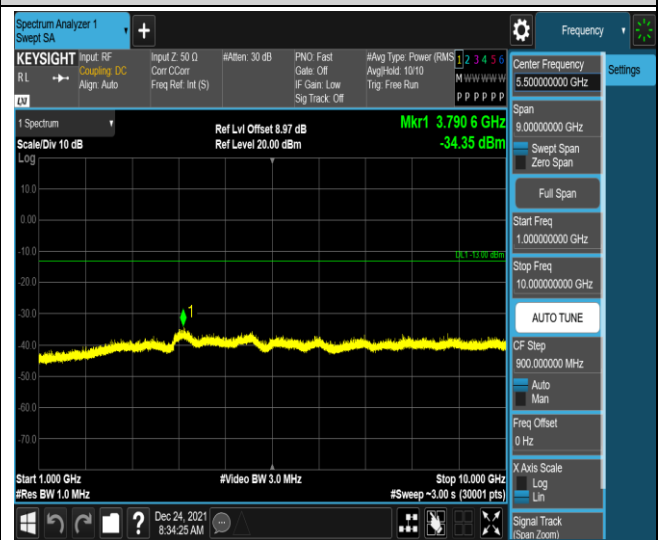
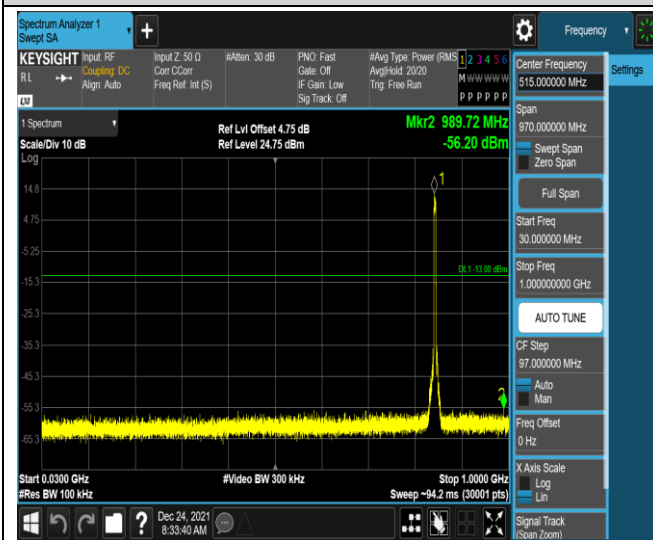
Band5-4233-0.009~0.15MHz

Band5-4233-0.15~30MHz



Band5-4233-30~1000MHz

Band5-4233-1000~10000MHz



AppendixF:Frequency Stability

Test Result

Reference Frequency: WCDMA BAND II 12.2k RMC Middle Frequency=9400 channel=1880MHz					
Temperature					
Power supplied (Vdc)	Temperature (°C)	Frequency error		Limit (ppm)	Result
		Hz	ppm		
3.87	-30	-4.41	-0.002346	Within authorized band for BAND II	Pass
	-20	-1.49	-0.000793		
	-10	-4.87	-0.002590		
	0	-0.84	-0.000447		
	10	-4.58	-0.002436		
	20	0.48	0.000255		
	30	-2.42	-0.001287		
	40	-3.73	-0.001984		
	50	-0.09	-0.000048		
Voltage					
Temperature (°C)	Power supplied (Vdc)	Frequency error		Limit (ppm)	Result
		Hz	ppm		
25	3.50	-4.81	-0.002559	Within authorized band for BAND II	Pass
	3.87	-1.42	-0.000755		
	4.45	-0.11	-0.000059		
Remark: All channel had been tested, but only the worst case data displayed in this report.					

Reference Frequency: WCDMA BAND IV 12.2k RMC Middle channel=1413 Frequency=1732.6MHz					
Temperature					
Power supplied (Vdc)	Temperature (°C)	Frequency error		Limit (ppm)	Result
		Hz	ppm		
3.87	-30	-2.72	-0.001570	±2.5	Pass
	-20	-6.71	-0.003873		
	-10	-5.51	-0.003180		
	0	-2.93	-0.001691		
	10	-4.79	-0.002765		
	20	-5.64	-0.003255		
	30	-4.37	-0.002522		
	40	-4.08	-0.002355		
	50	-2.54	-0.001466		
Voltage					
Temperature (°C)	Power supplied (Vdc)	Frequency error		Limit (ppm)	Result
		Hz	ppm		
25	3.50	-6.19	-0.003573	±2.5	Pass
	3.87	-6.39	-0.003688		
	4.45	-5.08	-0.002932		
Remark: All channel had been tested, but only the worst case data displayed in this report.					

Reference Frequency: WCDMA BAND V 12.2k RMC Middle channel=4183 Frequency=836.6MHz					
Temperature					
Power supplied (Vdc)	Temperature (°C)	Frequency error		Limit (ppm)	Result
		Hz	ppm		
3.87	-30	-3.96	-0.004733	±2.5	Pass
	-20	-4.46	-0.005331		
	-10	-4.87	-0.005821		
	0	-4.21	-0.005032		
	10	-5.01	-0.005989		
	20	-3.45	-0.004124		
	30	-4.61	-0.005510		
	40	-3.48	-0.004160		
	50	-2.17	-0.002594		
Voltage					
Temperature (°C)	Power supplied (Vdc)	Frequency error		Limit (ppm)	Result
		Hz	ppm		
25	3.50	-3.92	-0.004686	±2.5	Pass
	3.87	-4.38	-0.005235		
	4.45	-3.76	-0.004494		
Remark: All channel had been tested, but only the worst case data displayed in this report.					

Appendix G: Modulation Characteristics

Test Result

Band	Channel	Result	Verdict
Band2	9400	PASS	PASS
Band4	1413	PASS	PASS
Band5	4183	PASS	PASS

Remark: All channel had been tested, but only the worst case data displayed in this report.

Test Graphs

