

AppendixA: Effective (Isotropic) Radiated Power Output Data

Test Result(WCDMA)

Band	Type	Channel	Conducted Power (dBm)	ERP/EIRP (dBm)	ERP/EIRP Limit (dBm)	Verdict
Band2	Voice	9262	23.72	22.22	33.01	PASS
Band2	TestMode	9262	23.80	22.3	33.01	PASS
Band2	TestMode	9400	23.87	22.37	33.01	PASS
Band2	Voice	9400	23.83	22.33	33.01	PASS
Band2	TestMode	9538	23.96	22.46	33.01	PASS
Band2	Voice	9538	23.90	22.4	33.01	PASS
Band4	Voice	1312	23.90	21.1	30.00	PASS
Band4	TestMode	1312	23.89	21.09	30.00	PASS
Band4	Voice	1413	23.77	20.97	30.00	PASS
Band4	TestMode	1413	23.84	21.04	30.00	PASS
Band4	TestMode	1513	23.82	21.02	30.00	PASS
Band4	Voice	1513	23.87	21.07	30.00	PASS
Band5	Voice	4132	24.25	15.2	38.45	PASS
Band5	TestMode	4132	24.21	15.16	38.45	PASS
Band5	TestMode	4183	24.25	15.2	38.45	PASS
Band5	Voice	4183	24.20	15.15	38.45	PASS
Band5	Voice	4233	24.16	15.11	38.45	PASS
Band5	TestMode	4233	24.21	15.16	38.45	PASS

Test Result(HSDPA)

Band	Channel	SubTest	Conducted Power (dBm)	ERP/EIRP (dBm)	ERP/EIRP Limit (dBm)	Verdict
Band2	9262	1	22.85	21.35	33.01	PASS
Band2	9262	2	22.28	20.78	33.01	PASS
Band2	9262	3	22.34	20.84	33.01	PASS
Band2	9262	4	22.29	20.79	33.01	PASS
Band2	9400	1	22.89	21.39	33.01	PASS
Band2	9400	2	22.36	20.86	33.01	PASS
Band2	9400	3	22.38	20.88	33.01	PASS
Band2	9400	4	22.35	20.85	33.01	PASS
Band2	9538	1	22.95	21.45	33.01	PASS
Band2	9538	2	22.45	20.95	33.01	PASS
Band2	9538	3	22.46	20.96	33.01	PASS
Band2	9538	4	22.43	20.93	33.01	PASS

Band4	1312	1	22.91	20.11	30.00	PASS
Band4	1312	2	22.49	19.69	30.00	PASS
Band4	1312	3	22.49	19.69	30.00	PASS
Band4	1312	4	22.44	19.64	30.00	PASS
Band4	1413	1	22.89	20.09	30.00	PASS
Band4	1413	2	22.43	19.63	30.00	PASS
Band4	1413	3	22.44	19.64	30.00	PASS
Band4	1413	4	22.39	19.59	30.00	PASS
Band4	1513	1	22.82	20.02	30.00	PASS
Band4	1513	2	22.35	19.55	30.00	PASS
Band4	1513	3	22.38	19.58	30.00	PASS
Band4	1513	4	22.35	19.55	30.00	PASS
Band5	4132	1	23.26	14.21	38.5	PASS
Band5	4132	2	22.89	13.84	38.5	PASS
Band5	4132	3	22.74	13.69	38.5	PASS
Band5	4132	4	22.73	13.68	38.5	PASS
Band5	4183	1	23.28	14.23	38.5	PASS
Band5	4183	2	22.79	13.74	38.5	PASS
Band5	4183	3	22.74	13.69	38.5	PASS
Band5	4183	4	22.73	13.68	38.5	PASS
Band5	4233	1	23.25	14.2	38.5	PASS
Band5	4233	2	22.77	13.72	38.5	PASS
Band5	4233	3	22.74	13.69	38.5	PASS
Band5	4233	4	22.71	13.66	38.5	PASS

Test Result(HSUPA)

Band	Channel	SubTest	Conducted Power (dBm)	ERP/EIRP (dBm)	ERP/EIRP Limit (dBm)	Verdict
Band2	9262	1	20.86	19.36	33.01	PASS
Band2	9262	2	21.35	19.85	33.01	PASS
Band2	9262	3	21.87	20.37	33.01	PASS
Band2	9262	4	20.90	19.4	33.01	PASS
Band2	9262	5	22.83	21.33	33.01	PASS
Band2	9400	1	20.90	19.4	33.01	PASS
Band2	9400	2	21.41	19.91	33.01	PASS
Band2	9400	3	21.91	20.41	33.01	PASS
Band2	9400	4	20.90	19.4	33.01	PASS
Band2	9400	5	22.89	21.39	33.01	PASS
Band2	9538	1	20.98	19.48	33.01	PASS
Band2	9538	2	21.45	19.95	33.01	PASS
Band2	9538	3	21.93	20.43	33.01	PASS

Band2	9538	4	20.98	19.48	33.01	PASS
Band2	9538	5	22.95	21.45	33.01	PASS
Band4	1312	1	20.94	18.14	30.00	PASS
Band4	1312	2	21.43	18.63	30.00	PASS
Band4	1312	3	21.92	19.12	30.00	PASS
Band4	1312	4	20.94	18.14	30.00	PASS
Band4	1312	5	22.91	20.11	30.00	PASS
Band4	1413	1	20.90	18.1	30.00	PASS
Band4	1413	2	21.39	18.59	30.00	PASS
Band4	1413	3	21.86	19.06	30.00	PASS
Band4	1413	4	20.88	18.08	30.00	PASS
Band4	1413	5	22.86	20.06	30.00	PASS
Band4	1513	1	20.87	18.07	30.00	PASS
Band4	1513	2	21.35	18.55	30.00	PASS
Band4	1513	3	21.83	19.03	30.00	PASS
Band4	1513	4	20.87	18.07	30.00	PASS
Band4	1513	5	22.83	20.03	30.00	PASS
Band5	4132	1	21.31	12.26	38.5	PASS
Band5	4132	2	21.73	12.68	38.5	PASS
Band5	4132	3	22.26	13.21	38.5	PASS
Band5	4132	4	21.33	12.28	38.5	PASS
Band5	4132	5	23.26	14.21	38.5	PASS
Band5	4183	1	21.30	12.25	38.5	PASS
Band5	4183	2	21.74	12.69	38.5	PASS
Band5	4183	3	22.21	13.16	38.5	PASS
Band5	4183	4	21.34	12.29	38.5	PASS
Band5	4183	5	23.28	14.23	38.5	PASS
Band5	4233	1	21.26	12.21	38.5	PASS
Band5	4233	2	21.71	12.66	38.5	PASS
Band5	4233	3	22.19	13.14	38.5	PASS
Band5	4233	4	21.31	12.26	38.5	PASS
Band5	4233	5	23.27	14.22	38.5	PASS

Remark: $EIRP (dBm) = \text{Conducted power (dBm)} + \text{Antenna Gain (dBi)}$. (For Band2 & 4)
 $ERP (dBm) = EIRP (dBm) - 2.15 (dB)$. (For Band5)

Appendix B: Peak-to-Average Ratio

Test Result(WCDMA)

Band	Channel	Peak-to-Average Ratio(dB)	Limit(dB)	Verdict
Band2	9400	2.89	13	PASS
Band4	1413	3.06	13	PASS
Band5	4183	2.87	13	PASS

Remark: All channel had been tested, but only the worst case data displayed in this report.

Test Graphs(WCDMA)

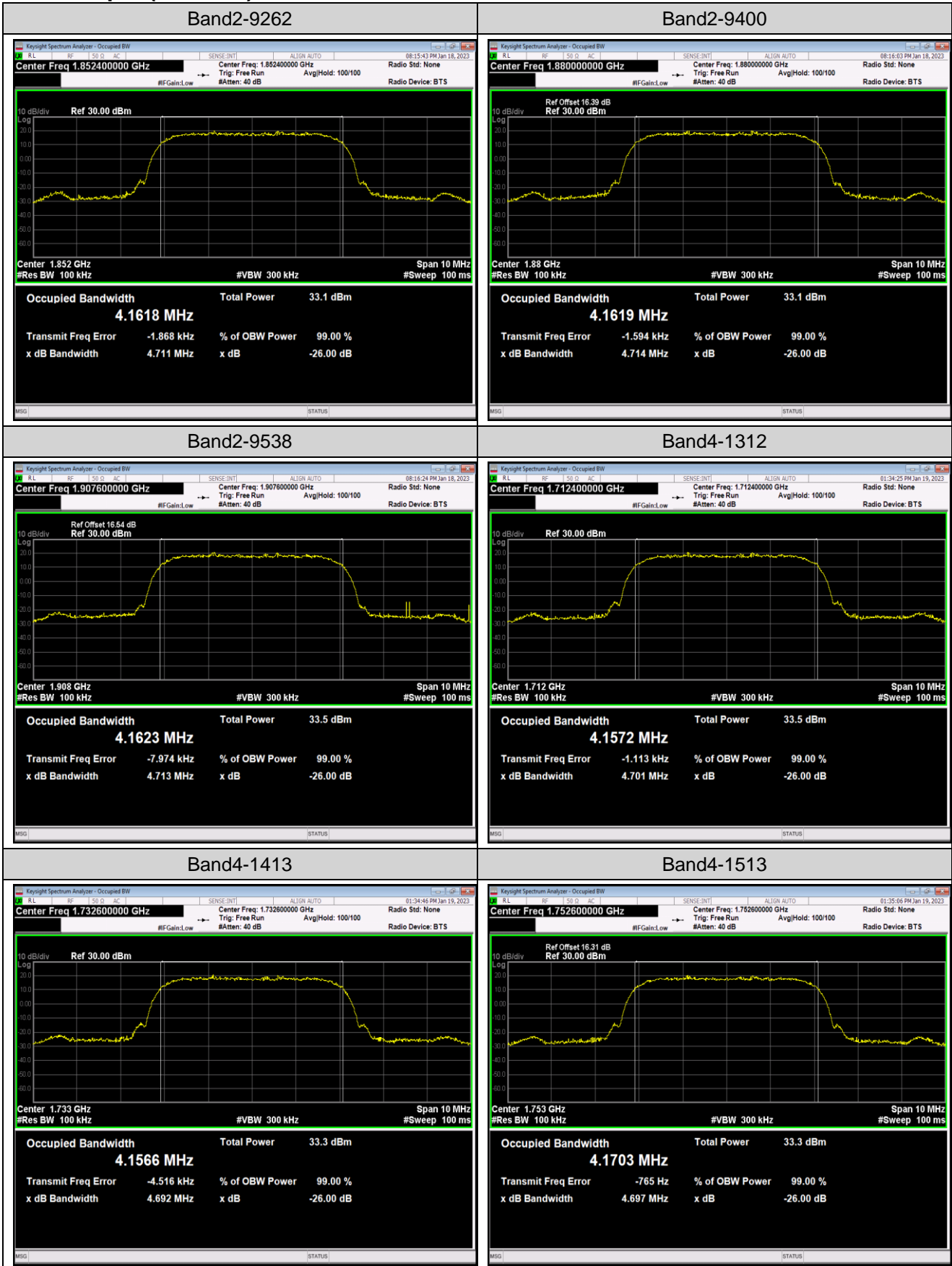


AppendixC:26dB Bandwidth andOccupied Bandwidth

Test Result(WCDMA)

Band	Channel	Occupied Bandwidth (MHz)	26dB Bandwidth (MHz)	Limit(kHz)	Verdict
Band2	9262	4.1618	4.711	---	PASS
Band2	9400	4.1619	4.714	---	PASS
Band2	9538	4.1623	4.713	---	PASS
Band4	1312	4.1572	4.701	---	PASS
Band4	1413	4.1566	4.692	---	PASS
Band4	1513	4.1703	4.697	---	PASS
Band5	4132	4.1631	4.693	---	PASS
Band5	4183	4.1781	4.710	---	PASS
Band5	4233	4.1735	4.699	---	PASS

Test Graphs(WCDMA)



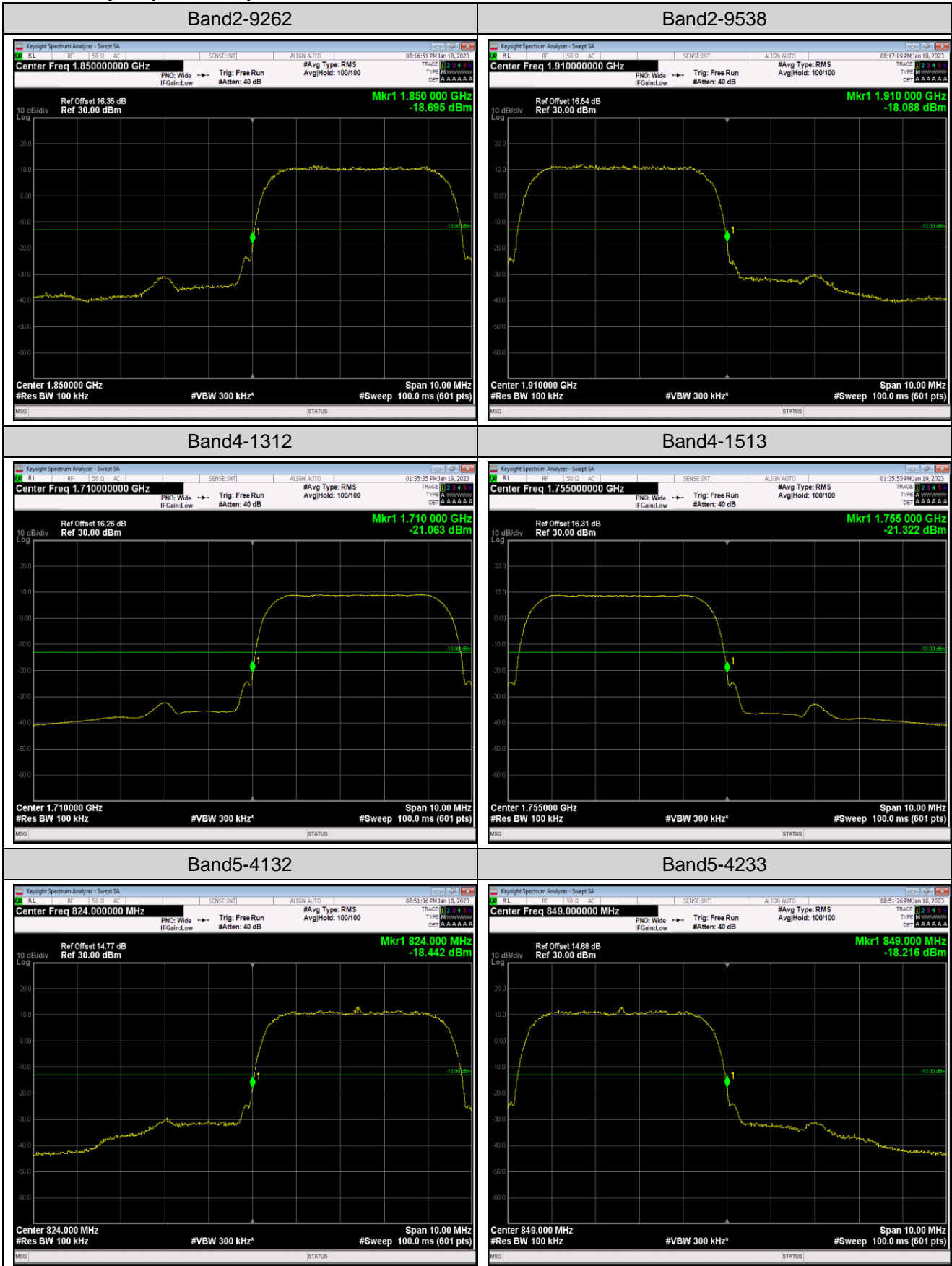


AppendixD:Band Edge

Test Result(WCDMA)

Band	Channel	Frequency (MHz)	Result (dBm)	Limit(dBm)	Verdict
Band2	9262	1850.00	-18.70	-13	PASS
Band2	9538	1910.00	-18.09	-13	PASS
Band4	1312	1710.00	-21.06	-13	PASS
Band4	1513	1755.00	-21.32	-13	PASS
Band5	4132	824.00	-18.44	-13	PASS
Band5	4233	849.00	-18.22	-13	PASS

Test Graphs(WCDMA)

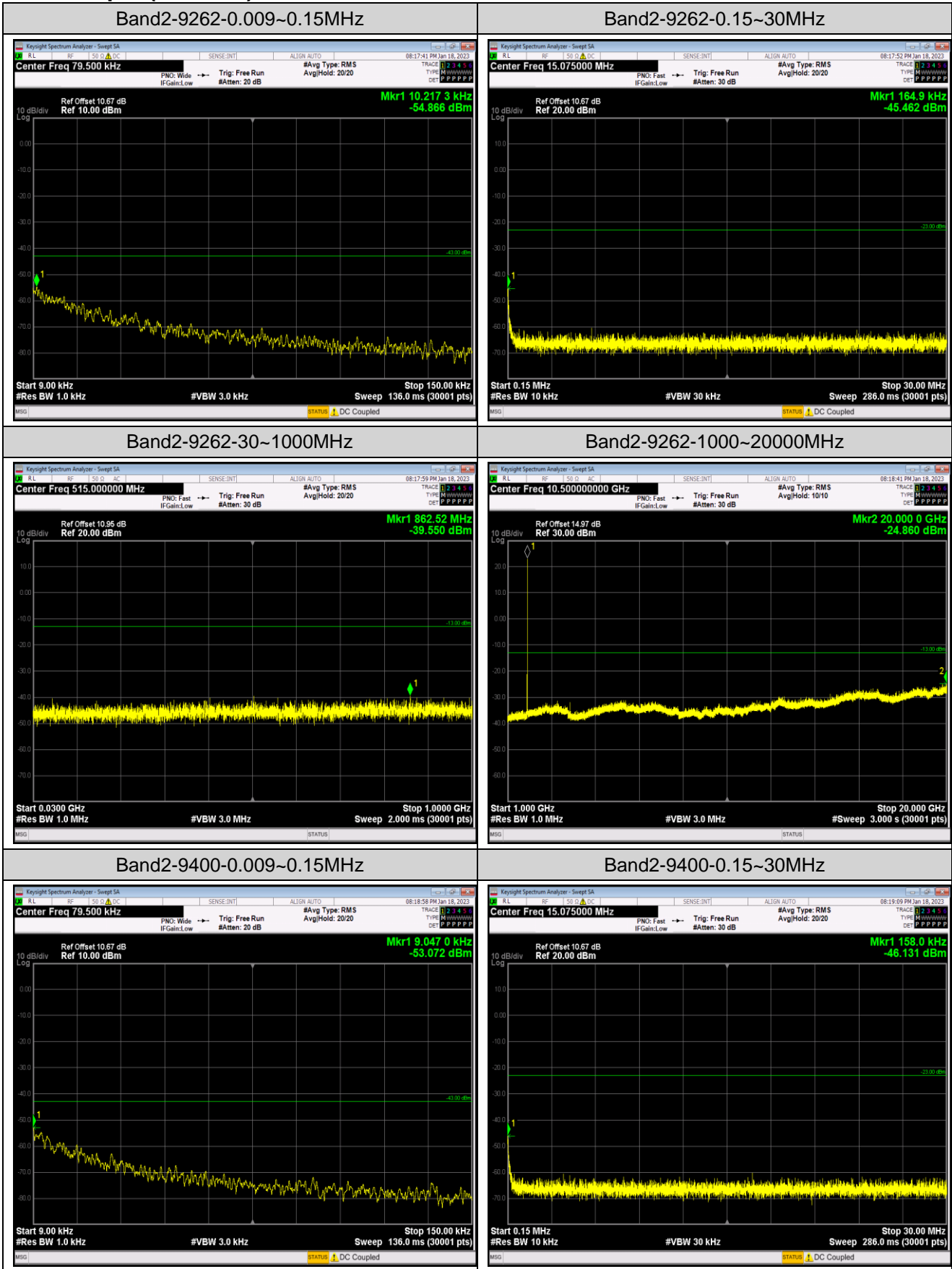


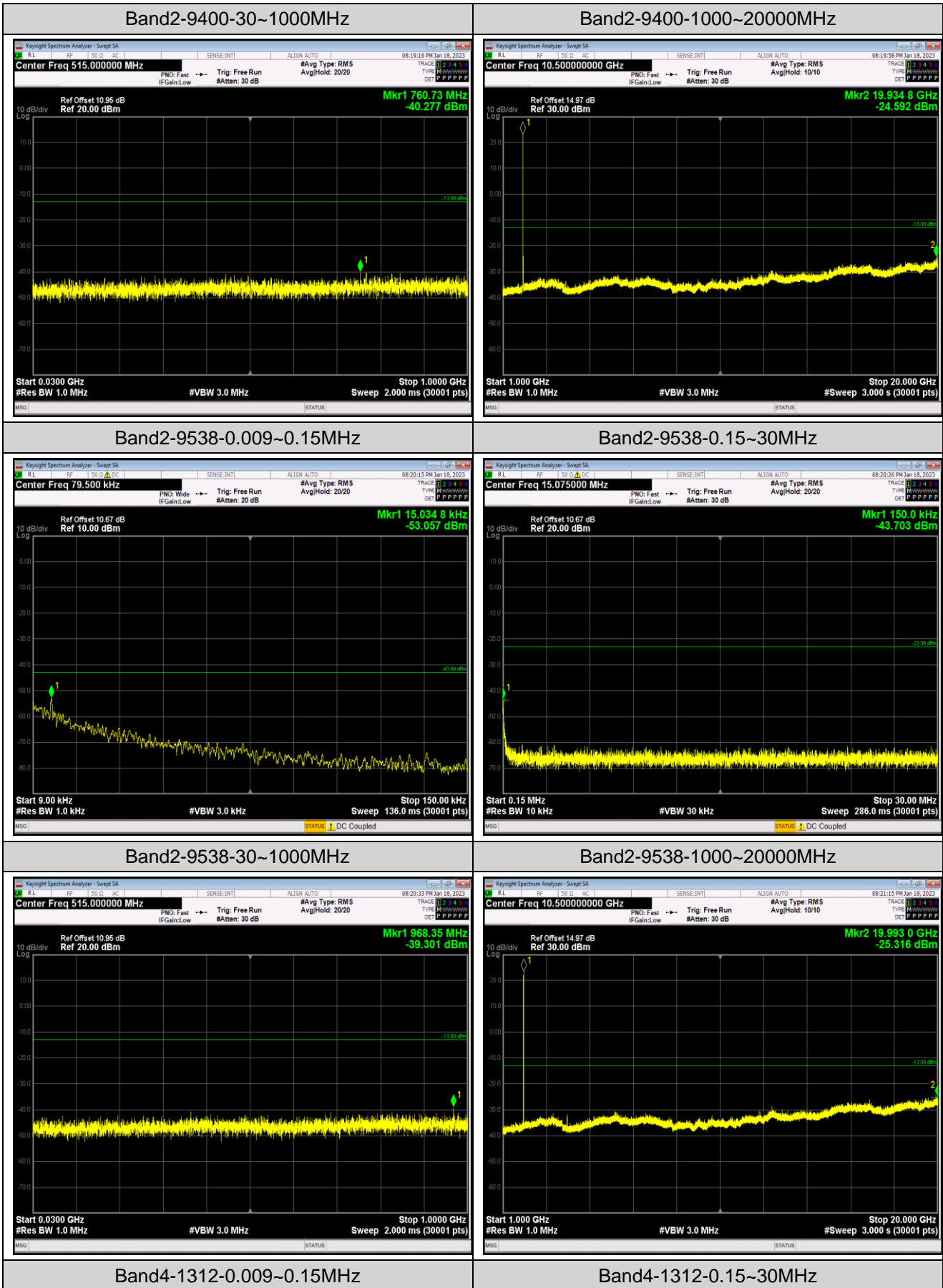
Appendix E: Conducted Spurious Emission

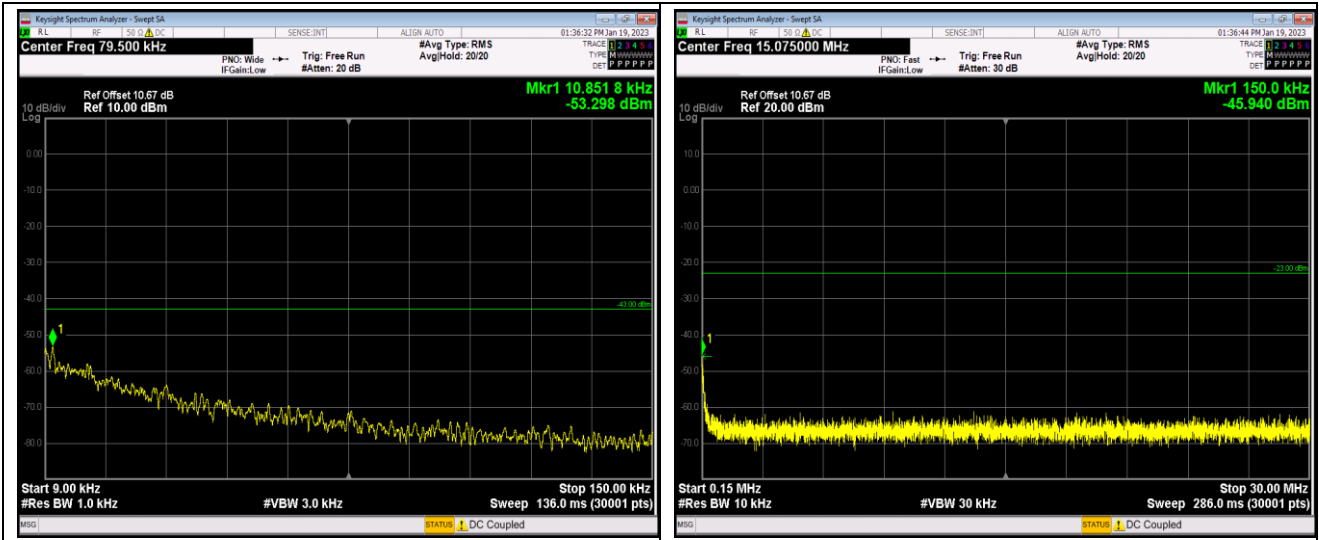
Test Result (WCDMA)

Band	Channel	Frequency Range (Mhz)	Frequency (dBm)	Result (dBm)	Limit (dBm)	Verdict
Band2	9262	0.009~0.15MHz	0.01	-54.87	-43	PASS
Band2	9262	0.15~30MHz	0.16	-45.46	-23	PASS
Band2	9262	30~1000MHz	862.52	-39.55	-13	PASS
Band2	9262	1000~20000MHz	20000	-24.86	-13	PASS
Band2	9400	0.009~0.15MHz	0.01	-53.07	-43	PASS
Band2	9400	0.15~30MHz	0.16	-46.13	-23	PASS
Band2	9400	30~1000MHz	760.73	-40.28	-13	PASS
Band2	9400	1000~20000MHz	19934.77	-24.59	-13	PASS
Band2	9538	0.009~0.15MHz	0.02	-53.06	-43	PASS
Band2	9538	0.15~30MHz	0.15	-43.7	-23	PASS
Band2	9538	30~1000MHz	968.35	-39.3	-13	PASS
Band2	9538	1000~20000MHz	19993.03	-25.32	-13	PASS
Band4	1312	0.009~0.15MHz	0.01	-53.3	-43	PASS
Band4	1312	0.15~30MHz	0.15	-45.94	-23	PASS
Band4	1312	30~1000MHz	829.28	-39.48	-13	PASS
Band4	1312	1000~20000MHz	19440.13	-24.59	-13	PASS
Band4	1413	0.009~0.15MHz	0.01	-54.42	-43	PASS
Band4	1413	0.15~30MHz	0.15	-42.25	-23	PASS
Band4	1413	30~1000MHz	937.24	-39.88	-13	PASS
Band4	1413	1000~20000MHz	19958.2	-25.49	-13	PASS
Band4	1513	0.009~0.15MHz	0.01	-52.11	-43	PASS
Band4	1513	0.15~30MHz	0.16	-45.67	-23	PASS
Band4	1513	30~1000MHz	855.24	-39.77	-13	PASS
Band4	1513	1000~20000MHz	19678.27	-25.52	-13	PASS
Band5	4132	0.009~0.15MHz	0.01	-51.74	-33	PASS
Band5	4132	0.15~30MHz	0.15	-45.58	-13	PASS
Band5	4132	30~1000MHz	717.15	-49.7	-13	PASS
Band5	4132	1000~10000MHz	5734.9	-30.58	-13	PASS
Band5	4183	0.009~0.15MHz	0.01	-53.8	-33	PASS
Band5	4183	0.15~30MHz	0.17	-46.12	-13	PASS
Band5	4183	30~1000MHz	940.93	-50.07	-13	PASS
Band5	4183	1000~10000MHz	5898.7	-31.17	-13	PASS
Band5	4233	0.009~0.15MHz	0.01	-54.25	-33	PASS
Band5	4233	0.15~30MHz	0.15	-42.91	-13	PASS
Band5	4233	30~1000MHz	971.58	-49.86	-13	PASS
Band5	4233	1000~10000MHz	5927.2	-30.41	-13	PASS

Test Graphs(WCDMA)

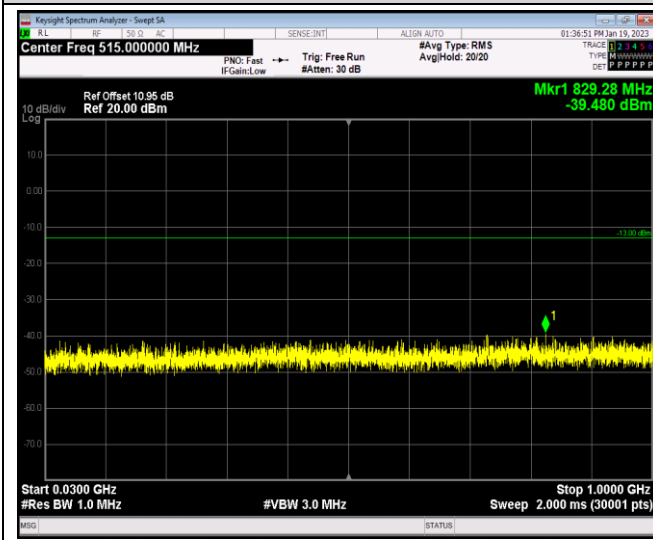




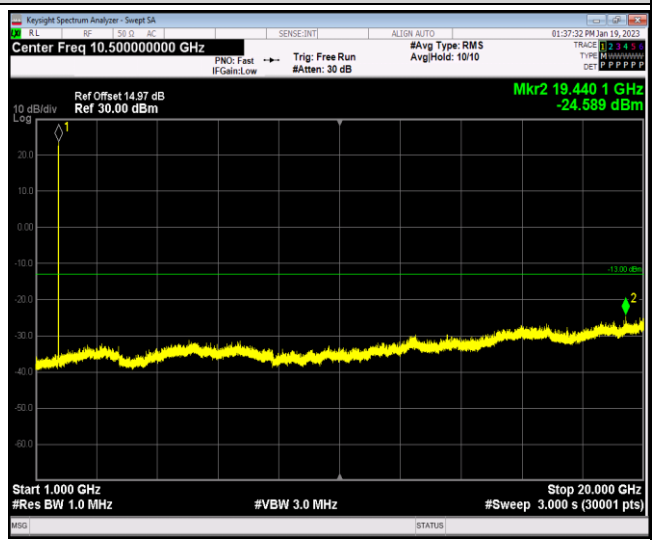


Band4-1312-30~1000MHz

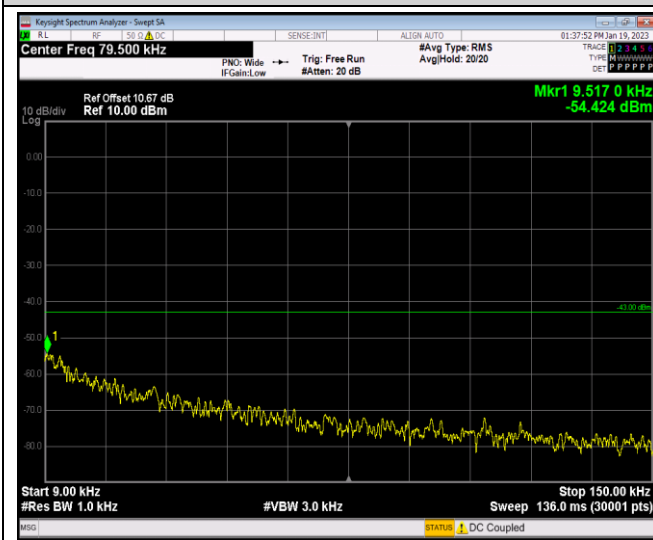
Band4-1312-1000~20000MHz



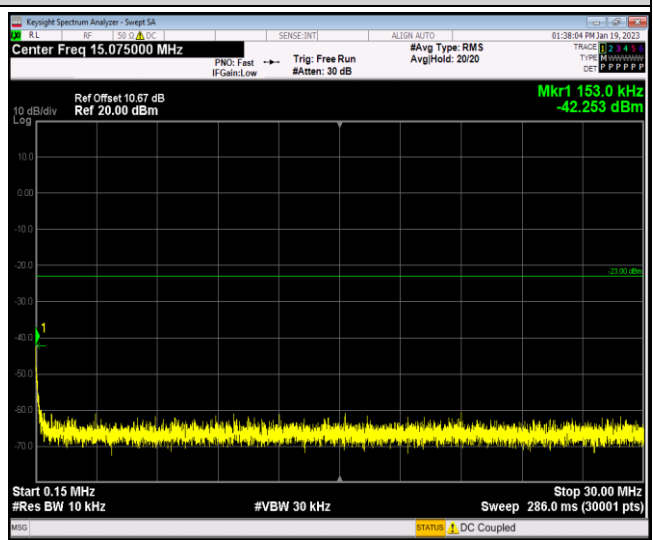
Band4-1413-0.009~0.15MHz



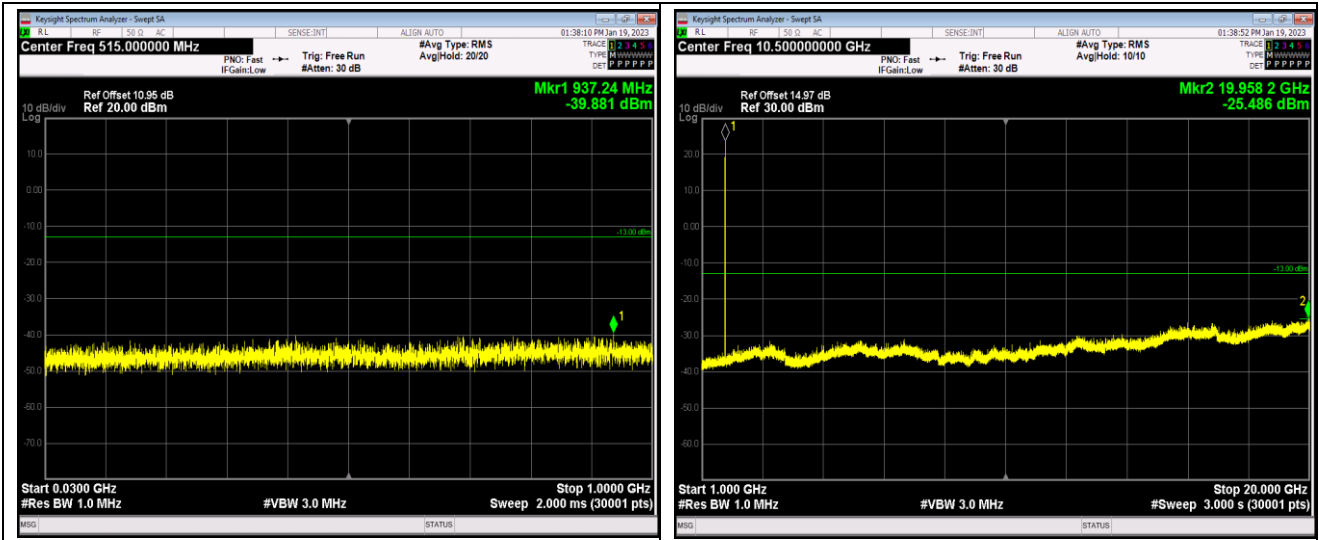
Band4-1413-0.15~30MHz



Band4-1413-30~1000MHz

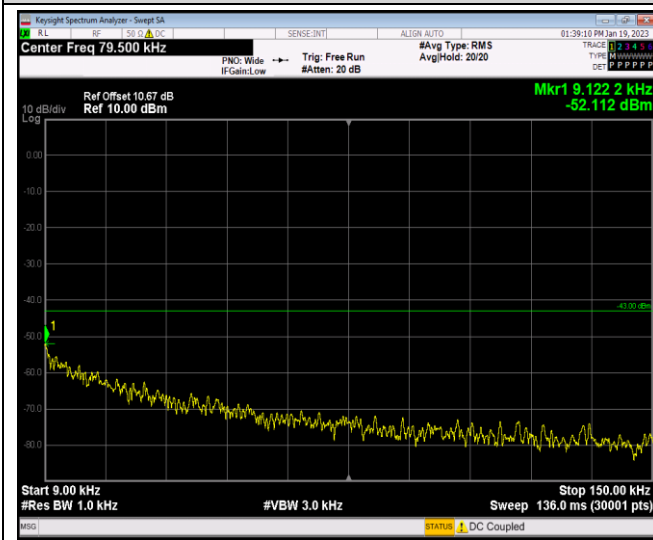


Band4-1413-1000~20000MHz

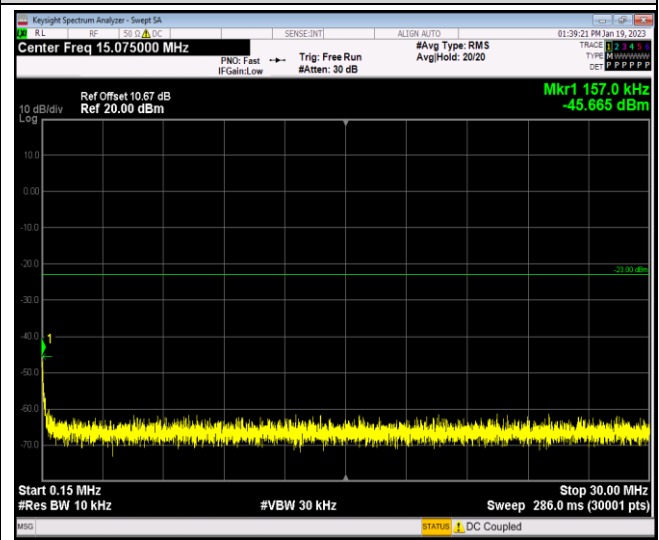


Band4-1513-0.009~0.15MHz

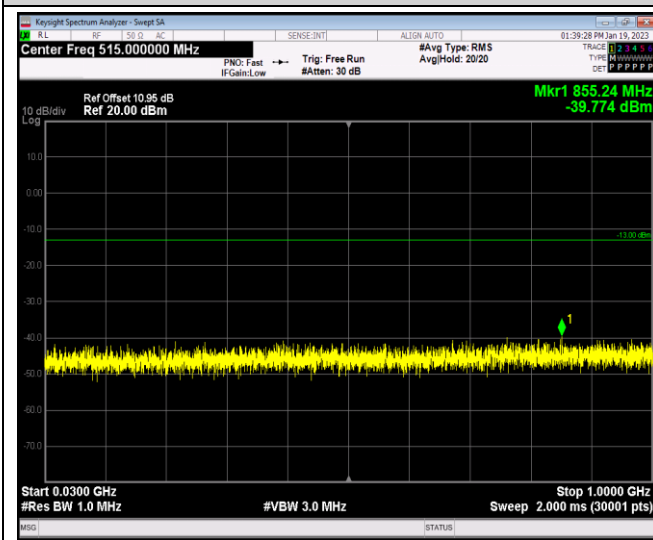
Band4-1513-0.15~30MHz



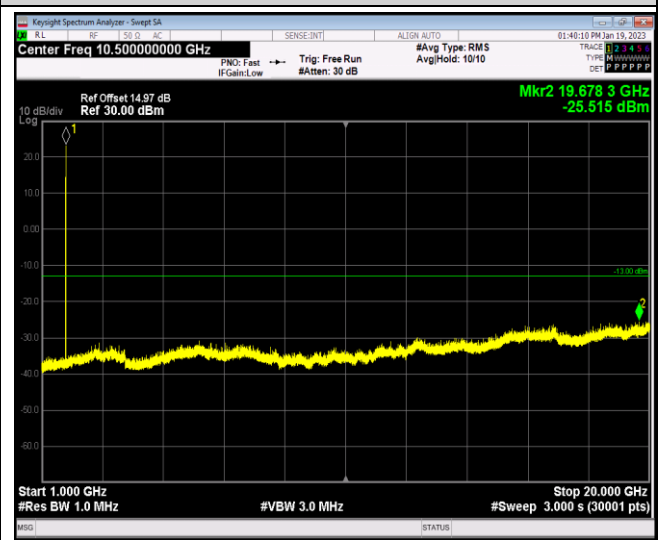
Band4-1513-30~1000MHz



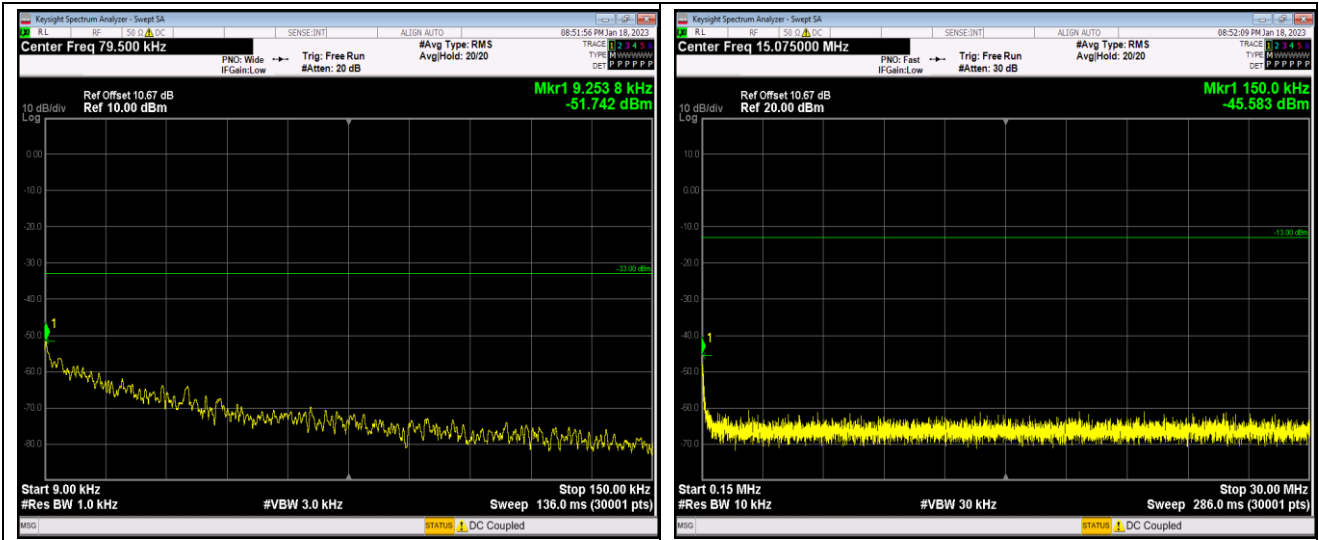
Band4-1513-1000~20000MHz



Band5-4132-0.009~0.15MHz

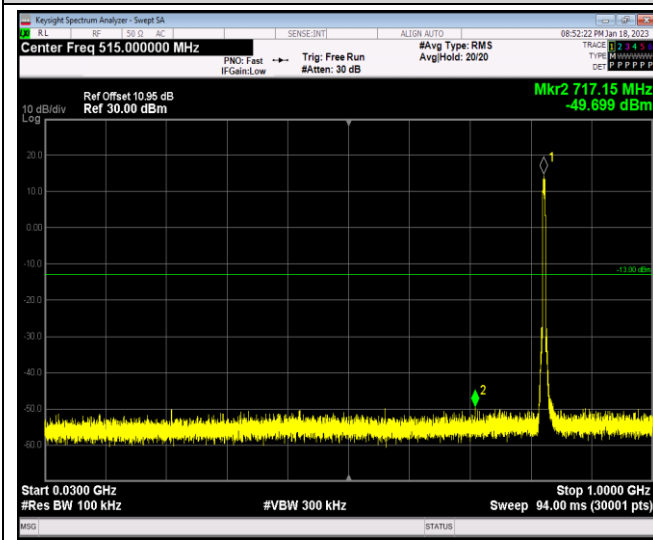


Band5-4132-0.15~30MHz

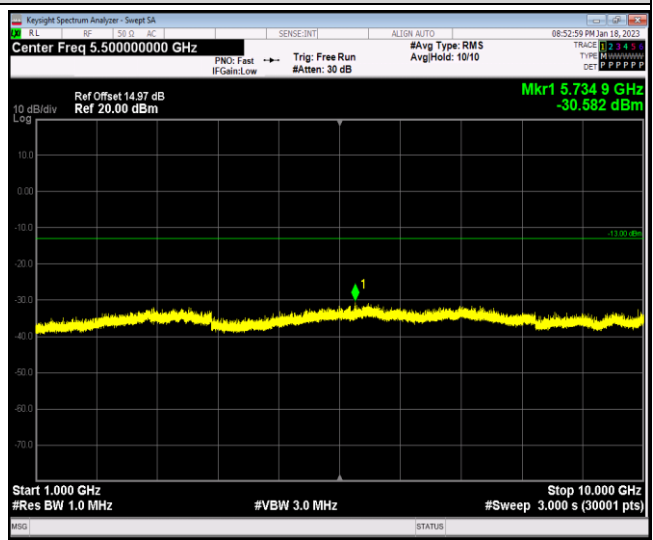


Band5-4132-30~1000MHz

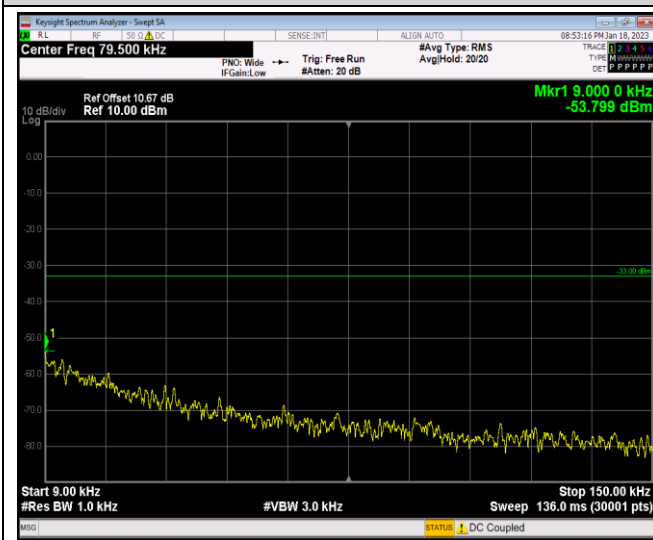
Band5-4132-1000~10000MHz



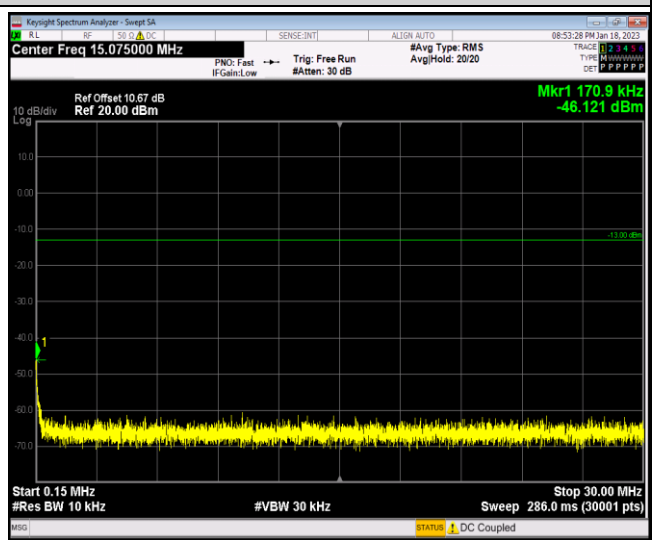
Band5-4183-0.009~0.15MHz



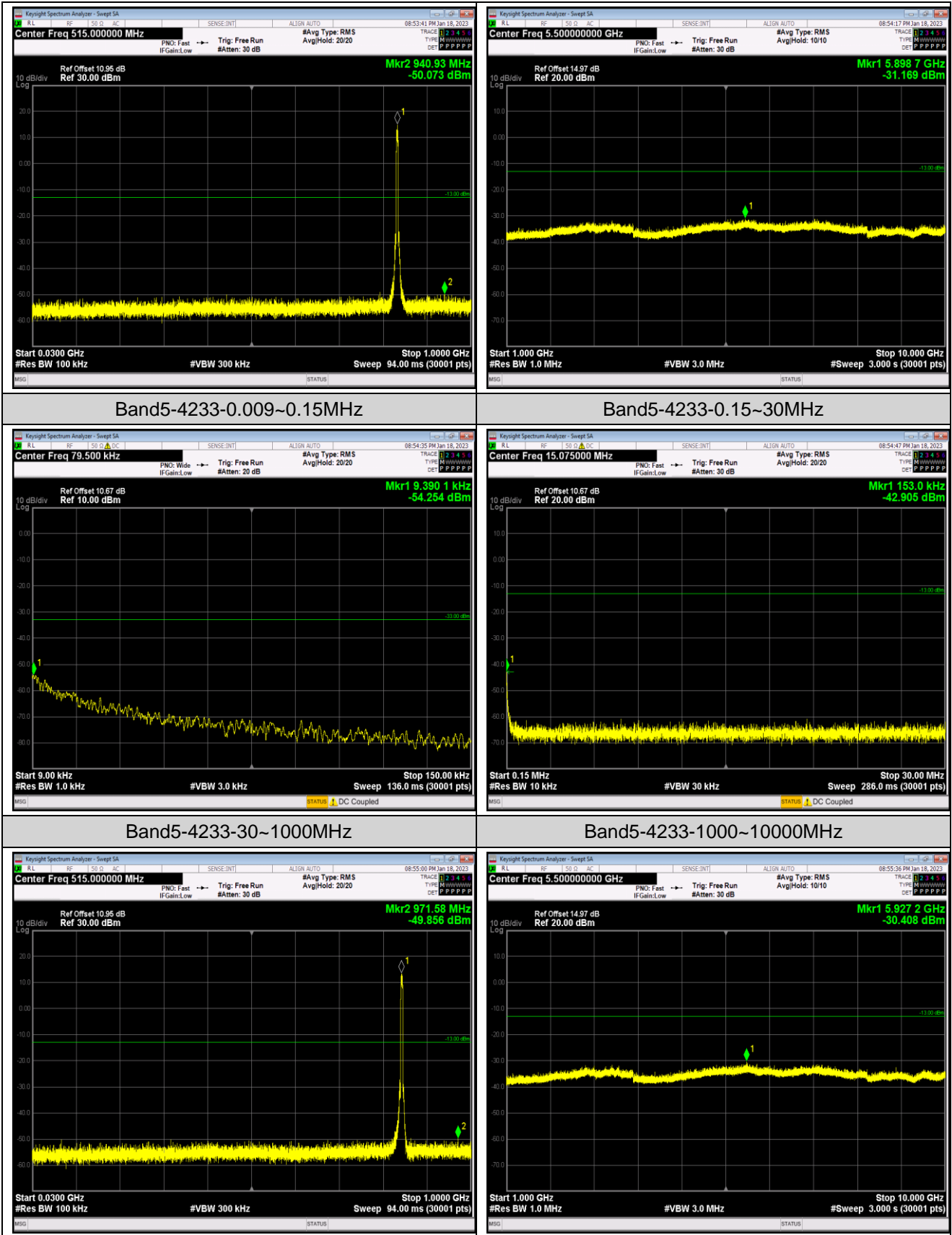
Band5-4183-0.15~30MHz



Band5-4183-30~1000MHz



Band5-4183-1000~10000MHz



Appendix F: Frequency Stability

Test Result

Reference Frequency: WCDMA BAND V 12.2k RMC Middle channel=4183 Frequency=836.6MHz					
Temperature					
Power supplied (Vdc)	Temperature (°C)	Frequency error		Limit (ppm)	Result
		Hz	ppm		
3.85	-30	-11.78	-0.014081	±2.5	Pass
	-20	-11.19	-0.013376		
	-10	-8.38	-0.010017		
	0	-12.32	-0.014726		
	10	-8.85	-0.010579		
	20	-9.83	-0.011750		
	30	-9.71	-0.011607		
	40	-13.45	-0.016077		
	50	-12.58	-0.015037		
Voltage					
Temperature (°C)	Power supplied (Vdc)	Frequency error		Limit (ppm)	Result
		Hz	ppm		
25	3.45	-11.23	-0.013423	±2.5	Pass
	3.85	-13.49	-0.016125		
	4.40	-12.12	-0.014487		
Remark: All channel had been tested, but only the worst case data displayed in this report.					

Reference Frequency: WCDMA BAND IV 12.2k RMC Middle Frequency=1413 channel=1732.6MHz					
Temperature					
Power supplied (Vdc)	Temperature (°C)	Frequency error		Limit (ppm)	Result
		Hz	ppm		
3.85	-30	-14.51	-0.008375	Within authorized band for BAND IV	Pass
	-20	-13.95	-0.008051		
	-10	-12.35	-0.007128		
	0	-12.77	-0.007370		
	10	-13.68	-0.007896		
	20	-13.28	-0.007665		
	30	-11.04	-0.006372		
	40	-14.53	-0.008386		
	50	-12.06	-0.006961		
Voltage					
Temperature (°C)	Power supplied (Vdc)	Frequency error		Limit (ppm)	Result
		Hz	ppm		
25	3.45	-15.70	-0.009062	Within authorized band for BAND IV	Pass
	3.85	-17.38	-0.010031		
	4.40	-15.55	-0.008975		
Remark: All channel had been tested, but only the worst case data displayed in this report.					

Reference Frequency: WCDMA BAND II 12.2k RMC Middle Frequency=9400 channel=1880MHz					
Temperature					
Power supplied (Vdc)	Temperature (°C)	Frequency error		Limit (ppm)	Result
		Hz	ppm		
3.85	-30	-11.74	-0.006245	Within authorized band for BAND II	Pass
	-20	-12.89	-0.006856		
	-10	-12.67	-0.006739		
	0	-12.46	-0.006628		
	10	-12.23	-0.006505		
	20	-15.08	-0.008021		
	30	-9.95	-0.005293		
	40	-9.64	-0.005128		
	50	-12.71	-0.006761		
Voltage					
Temperature (°C)	Power supplied (Vdc)	Frequency error		Limit (ppm)	Result
		Hz	ppm		
25	3.45	-13.37	-0.007112	Within authorized band for BAND II	Pass
	3.85	-15.71	-0.008356		
	4.40	-12.36	-0.006574		
Remark: All channel had been tested, but only the worst case data displayed in this report.					

Appendix G: Modulation Characteristics

Test Result

Band	Channel	Result	Verdict
Band2	9400	PASS	PASS
Band4	1413	PASS	PASS
Band5	4183	PASS	PASS

Remark: All channel had been tested, but only the worst case data displayed in this report.

Test Graphs

