

AppendixA: Effective (Isotropic) Radiated Power Output Data

Test Result(WCDMA)

Band	Type	Channel	Conducted Power (dBm)	ERP/EIRP (dBm)	ERP/EIRP Limit (dBm)	Verdict
Band2	Voice	9262	22.76	22.86	33	PASS
Band2	TestMode	9262	22.75	22.85	33	PASS
Band2	TestMode	9400	22.94	23.04	33	PASS
Band2	Voice	9400	22.94	23.04	33	PASS
Band2	TestMode	9538	22.94	23.04	33	PASS
Band2	Voice	9538	22.93	23.03	33	PASS
Band4	Voice	1312	22.69	21.89	30	PASS
Band4	TestMode	1312	22.68	21.88	30	PASS
Band4	Voice	1413	22.80	22.00	30	PASS
Band4	TestMode	1413	22.84	22.04	30	PASS
Band4	TestMode	1513	22.76	21.96	30	PASS
Band4	Voice	1513	22.75	21.95	30	PASS
Band5	Voice	4132	23.42	17.47	38.5	PASS
Band5	TestMode	4132	23.28	17.33	38.5	PASS
Band5	TestMode	4183	23.34	17.39	38.5	PASS
Band5	Voice	4183	23.47	17.52	38.5	PASS
Band5	Voice	4233	23.33	17.38	38.5	PASS
Band5	TestMode	4233	23.20	17.25	38.5	PASS

Test Result(HSDPA)

Band	Channel	SubTest	Conducted Power (dBm)	ERP/EIRP (dBm)	ERP/EIRP Limit (dBm)	Verdict
Band2	9262	1	22.29	22.39	33	PASS
Band2	9262	2	21.96	22.06	33	PASS
Band2	9262	3	21.87	21.97	33	PASS
Band2	9262	4	21.79	21.89	33	PASS
Band2	9400	1	22.45	22.55	33	PASS
Band2	9400	2	22.09	22.19	33	PASS
Band2	9400	3	21.82	21.92	33	PASS
Band2	9400	4	21.88	21.98	33	PASS
Band2	9538	1	22.65	22.75	33	PASS
Band2	9538	2	22.27	22.37	33	PASS
Band2	9538	3	21.82	21.92	33	PASS
Band2	9538	4	21.98	22.08	33	PASS
Band4	1312	1	22.30	21.50	30	PASS
Band4	1312	2	22.35	21.55	30	PASS

Band4	1312	3	22.30	21.50	30	PASS
Band4	1312	4	22.28	21.48	30	PASS
Band4	1413	1	22.54	21.74	30	PASS
Band4	1413	2	22.55	21.75	30	PASS
Band4	1413	3	22.45	21.65	30	PASS
Band4	1413	4	22.45	21.65	30	PASS
Band4	1513	1	22.47	21.67	30	PASS
Band4	1513	2	22.52	21.72	30	PASS
Band4	1513	3	22.45	21.65	30	PASS
Band4	1513	4	22.46	21.66	30	PASS
Band5	4132	1	22.56	16.61	38.5	PASS
Band5	4132	2	22.33	16.38	38.5	PASS
Band5	4132	3	21.90	15.95	38.5	PASS
Band5	4132	4	21.90	15.95	38.5	PASS
Band5	4183	1	22.58	16.63	38.5	PASS
Band5	4183	2	22.40	16.45	38.5	PASS
Band5	4183	3	21.96	16.01	38.5	PASS
Band5	4183	4	22.00	16.05	38.5	PASS
Band5	4233	1	22.46	16.51	38.5	PASS
Band5	4233	2	22.52	16.57	38.5	PASS
Band5	4233	3	21.92	15.97	38.5	PASS
Band5	4233	4	22.00	16.05	38.5	PASS

Test Result(HSUPA)

Band	Channel	SubTest	Conducted Power (dBm)	ERP/EIRP (dBm)	ERP/EIRP Limit (dBm)	Verdict
Band2	9262	1	19.89	19.99	33	PASS
Band2	9262	2	20.53	20.63	33	PASS
Band2	9262	3	20.29	20.39	33	PASS
Band2	9262	4	20.62	20.72	33	PASS
Band2	9262	5	22.18	22.28	33	PASS
Band2	9400	1	19.39	19.49	33	PASS
Band2	9400	2	20.32	20.42	33	PASS
Band2	9400	3	19.86	19.96	33	PASS
Band2	9400	4	20.38	20.48	33	PASS
Band2	9400	5	22.29	22.39	33	PASS
Band2	9538	1	20.15	20.25	33	PASS
Band2	9538	2	20.71	20.81	33	PASS
Band2	9538	3	20.05	20.15	33	PASS
Band2	9538	4	20.58	20.68	33	PASS
Band2	9538	5	22.33	22.43	33	PASS
Band4	1312	1	22.21	21.41	30	PASS

Band4	1312	2	22.25	21.45	30	PASS
Band4	1312	3	22.03	21.23	30	PASS
Band4	1312	4	22.33	21.53	30	PASS
Band4	1312	5	22.38	21.58	30	PASS
Band4	1413	1	21.85	21.05	30	PASS
Band4	1413	2	22.13	21.33	30	PASS
Band4	1413	3	21.89	21.09	30	PASS
Band4	1413	4	22.16	21.36	30	PASS
Band4	1413	5	22.52	21.72	30	PASS
Band4	1513	1	22.18	21.38	30	PASS
Band4	1513	2	22.20	21.40	30	PASS
Band4	1513	3	21.82	21.02	30	PASS
Band4	1513	4	22.24	21.44	30	PASS
Band4	1513	5	22.53	21.73	30	PASS
Band5	4132	1	20.84	14.89	38.5	PASS
Band5	4132	2	20.97	15.02	38.5	PASS
Band5	4132	3	20.75	14.8	38.5	PASS
Band5	4132	4	20.57	14.62	38.5	PASS
Band5	4132	5	22.89	16.94	38.5	PASS
Band5	4183	1	20.64	14.69	38.5	PASS
Band5	4183	2	21.25	15.3	38.5	PASS
Band5	4183	3	20.83	14.88	38.5	PASS
Band5	4183	4	20.88	14.93	38.5	PASS
Band5	4183	5	22.90	16.95	38.5	PASS
Band5	4233	1	20.65	14.7	38.5	PASS
Band5	4233	2	21.31	15.36	38.5	PASS
Band5	4233	3	20.87	14.92	38.5	PASS
Band5	4233	4	20.98	15.03	38.5	PASS
Band5	4233	5	22.86	16.91	38.5	PASS

Remark: $EIRP (dBm) = \text{Conducted power (dBm)} + \text{Antenna Gain (dBi)}$. (For Band2 & 4)

$ERP (dBm) = EIRP (dBm) - 2.15 (dB)$. (For Band5)

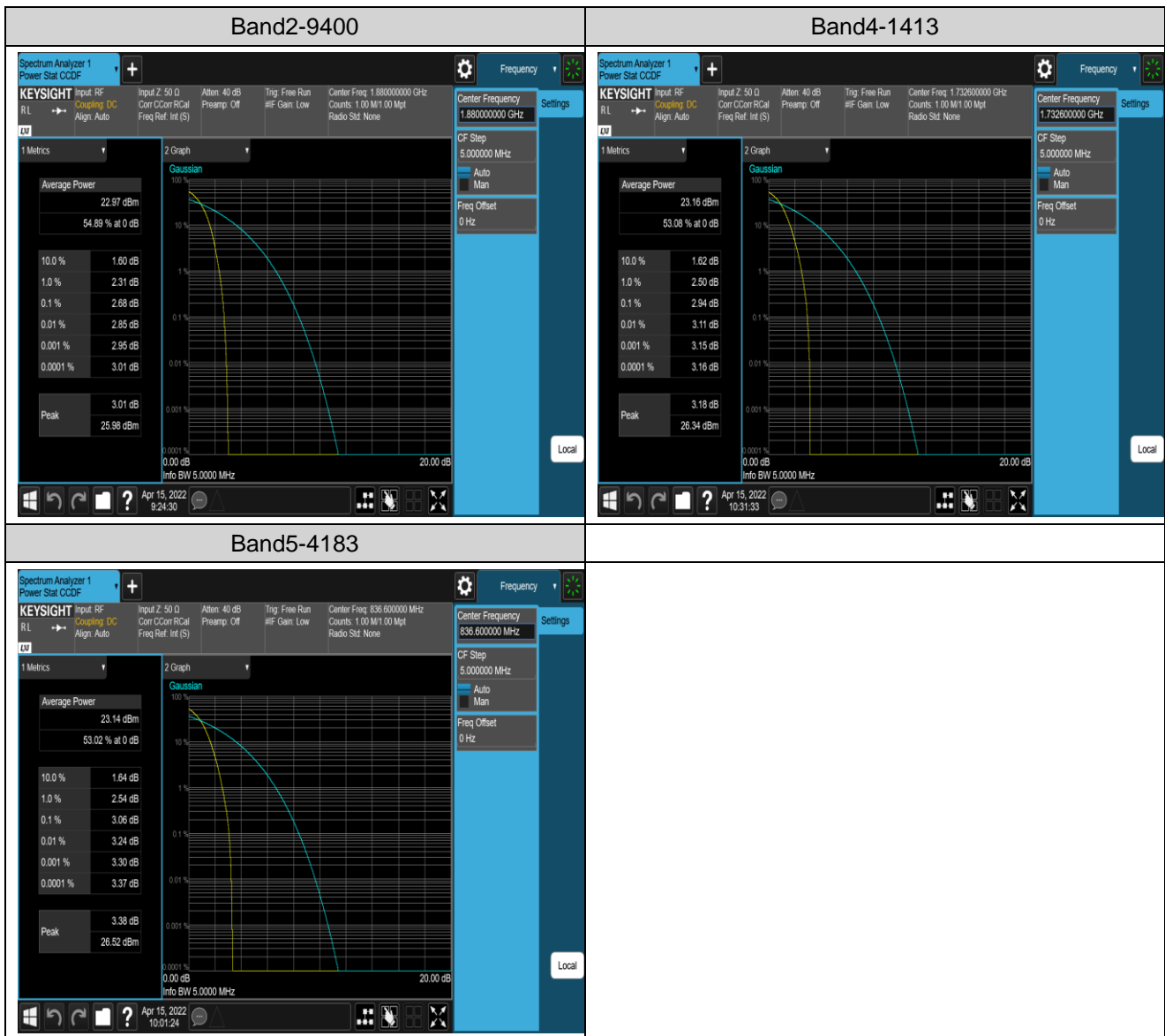
Appendix B: Peak-to-Average Ratio

Test Result(WCDMA)

Band	Channel	Peak-to-Average Ratio(dB)	Limit(dB)	Verdict
Band2	9400	2.68	13	PASS
Band4	1413	2.94	13	PASS
Band5	4183	3.06	13	PASS

Remark: All channel had been tested, but only the worst case data displayed in this report.

Test Graphs(WCDMA)

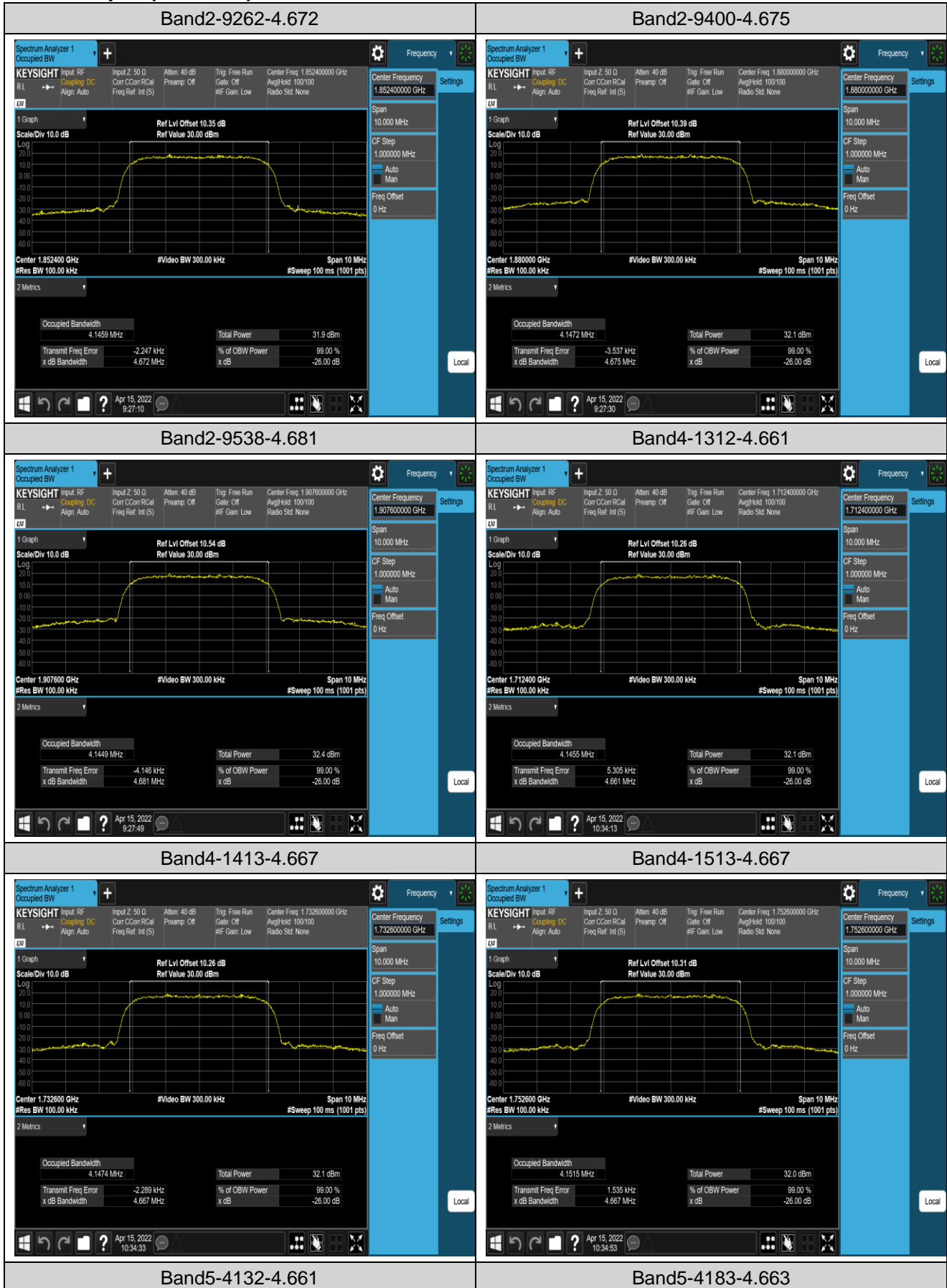


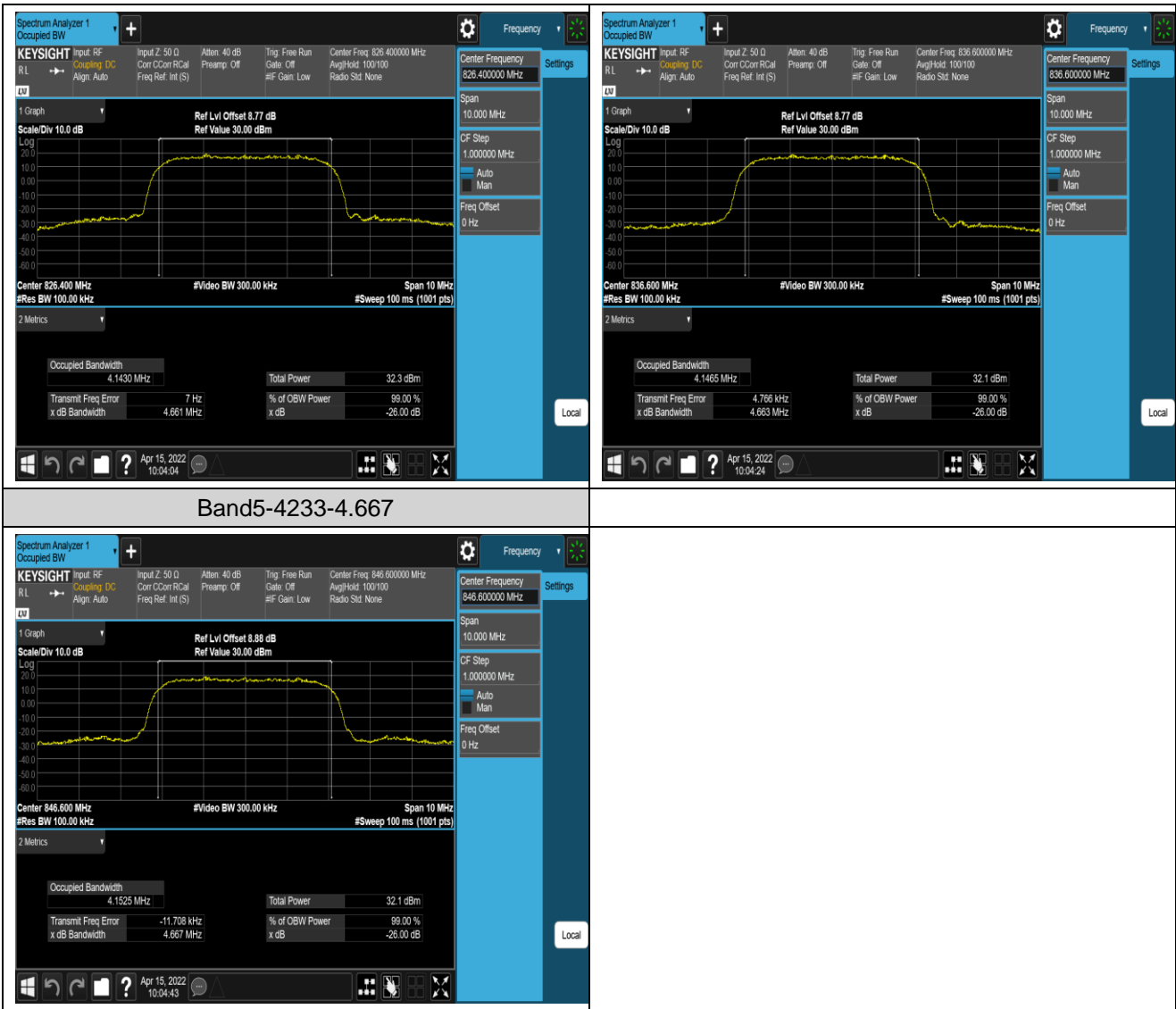
AppendixC:26dB Bandwidth andOccupied Bandwidth

Test Result(WCDMA)

Band	Channel	Occupied Bandwidth (MHz)	26dB Bandwidth (MHz)	Limit(kHz)	Verdict
Band2	9262	4.1459	4.672	---	PASS
Band2	9400	4.1472	4.675	---	PASS
Band2	9538	4.1449	4.681	---	PASS
Band4	1312	4.1455	4.661	---	PASS
Band4	1413	4.1474	4.667	---	PASS
Band4	1513	4.1515	4.667	---	PASS
Band5	4132	4.1430	4.661	---	PASS
Band5	4183	4.1465	4.663	---	PASS
Band5	4233	4.1525	4.667	---	PASS

Test Graphs(WCDMA)





AppendixD:Band Edge

Test Result(WCDMA)

Band	Channel	Frequency (MHz)	Result (dBm)	Limit(dBm)	Verdict
Band2	9262	1850.00	-23.05	-13	PASS
Band2	9538	1910.00	-21.38	-13	PASS
Band4	1312	1710.00	-25.69	-13	PASS
Band4	1513	1755.00	-25.59	-13	PASS
Band5	4132	824.00	-22.25	-13	PASS
Band5	4233	849.00	-24.05	-13	PASS

Test Graphs(WCDMA)



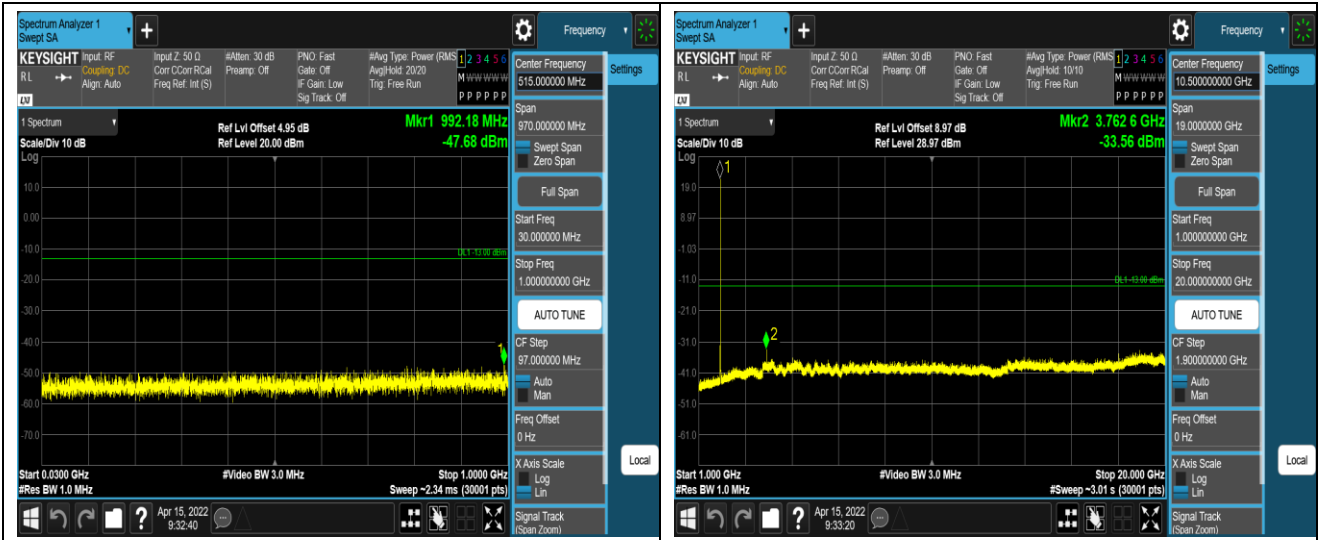
Appendix E: Conducted Spurious Emission

Test Result (WCDMA)

Band	Channel	Frequency Range (Mhz)	Frequency (dBm)	Result (dBm)	Limit (dBm)	Verdict
Band2	9262	0.009~0.15MHz	0.12	-75.75	-43	PASS
Band2	9262	0.15~30MHz	0.15	-57.69	-23	PASS
Band2	9262	30~1000MHz	767.36	-46.53	-13	PASS
Band2	9262	1000~20000MHz	3706.23	-33.09	-13	PASS
Band2	9400	0.009~0.15MHz	0.1	-74.7	-43	PASS
Band2	9400	0.15~30MHz	0.15	-58.59	-23	PASS
Band2	9400	30~1000MHz	992.18	-47.68	-13	PASS
Band2	9400	1000~20000MHz	3762.6	-33.56	-13	PASS
Band2	9538	0.009~0.15MHz	0.13	-76.03	-43	PASS
Band2	9538	0.15~30MHz	0.15	-56.77	-23	PASS
Band2	9538	30~1000MHz	807.2	-47.5	-13	PASS
Band2	9538	1000~20000MHz	19081.03	-33.83	-13	PASS
Band4	1312	0.009~0.15MHz	0.14	-74.86	-43	PASS
Band4	1312	0.15~30MHz	0.18	-57.89	-23	PASS
Band4	1312	30~1000MHz	906.43	-47.31	-13	PASS
Band4	1312	1000~20000MHz	19298.9	-33.81	-13	PASS
Band4	1413	0.009~0.15MHz	0.15	-75.08	-43	PASS
Band4	1413	0.15~30MHz	0.16	-57.38	-23	PASS
Band4	1413	30~1000MHz	853.24	-46.7	-13	PASS
Band4	1413	1000~20000MHz	19384.4	-34.14	-13	PASS
Band4	1513	0.009~0.15MHz	0.13	-75.66	-43	PASS
Band4	1513	0.15~30MHz	0.15	-58.02	-23	PASS
Band4	1513	30~1000MHz	875	-47.4	-13	PASS
Band4	1513	1000~20000MHz	19913.87	-34.37	-13	PASS
Band5	4132	0.009~0.15MHz	0.11	-75.5	-33	PASS
Band5	4132	0.15~30MHz	0.17	-57.4	-13	PASS
Band5	4132	30~1000MHz	956.58	-57.05	-13	PASS
Band5	4132	1000~10000MHz	3685.9	-35.87	-13	PASS
Band5	4183	0.009~0.15MHz	0.04	-75.43	-33	PASS
Band5	4183	0.15~30MHz	0.17	-59.11	-13	PASS
Band5	4183	30~1000MHz	451.98	-57.71	-13	PASS
Band5	4183	1000~10000MHz	8348.8	-36.1	-13	PASS
Band5	4233	0.009~0.15MHz	0.06	-75.2	-33	PASS
Band5	4233	0.15~30MHz	0.15	-56.46	-13	PASS
Band5	4233	30~1000MHz	577.69	-58.14	-13	PASS
Band5	4233	1000~10000MHz	4022.2	-36.25	-13	PASS

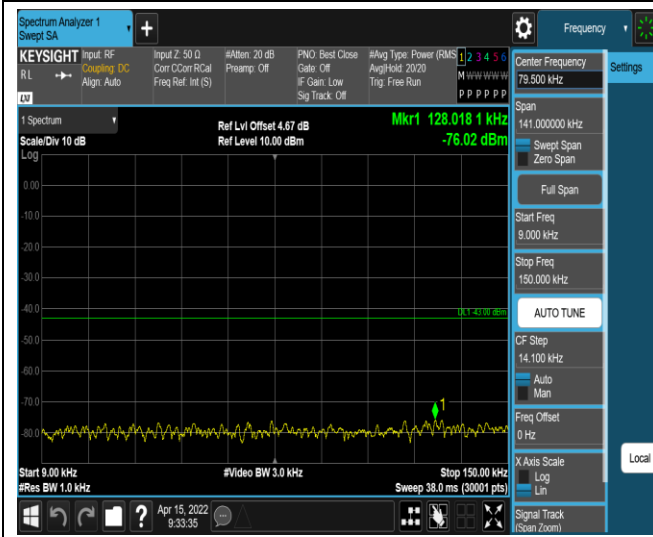
Test Graphs(WCDMA)



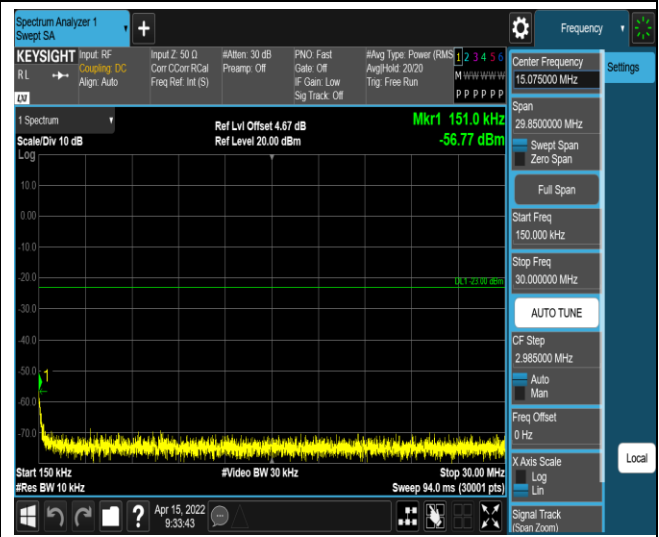


Band2-9538-0.009~0.15MHz

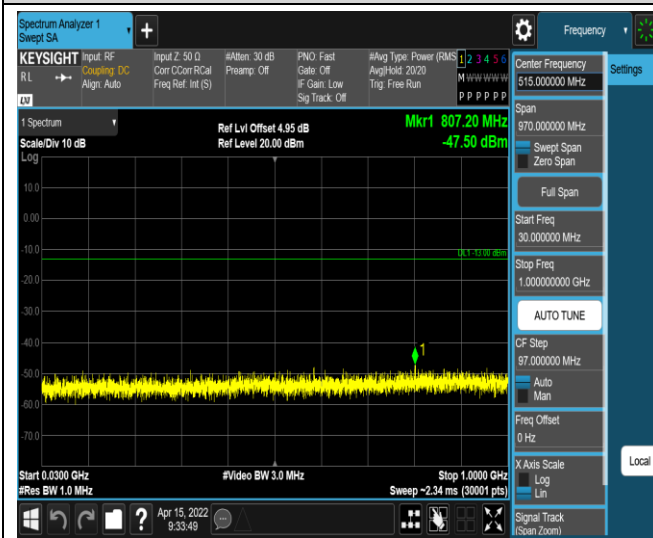
Band2-9538-0.15~30MHz



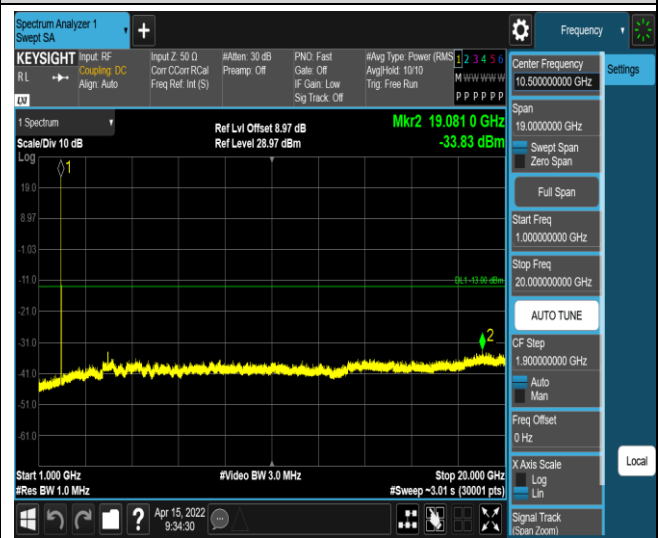
Band2-9538-30~1000MHz



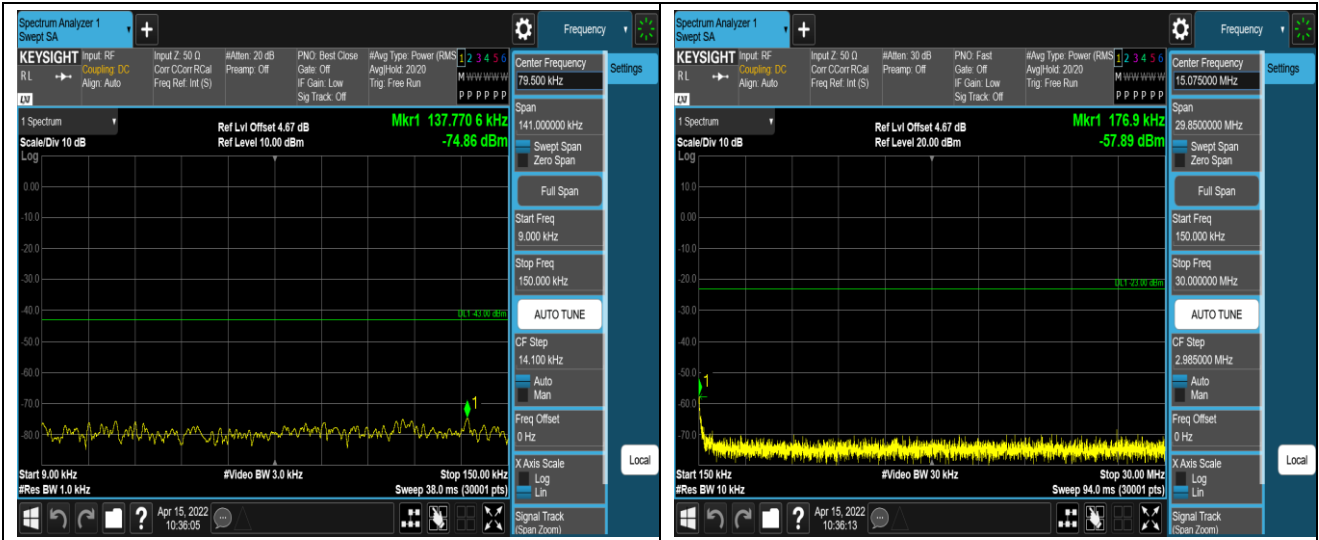
Band2-9538-1000~20000MHz



Band4-1312-0.009~0.15MHz

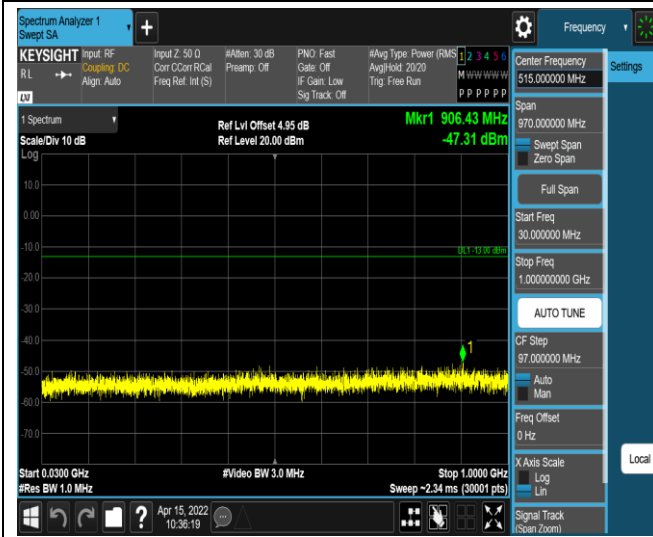


Band4-1312-0.15~30MHz



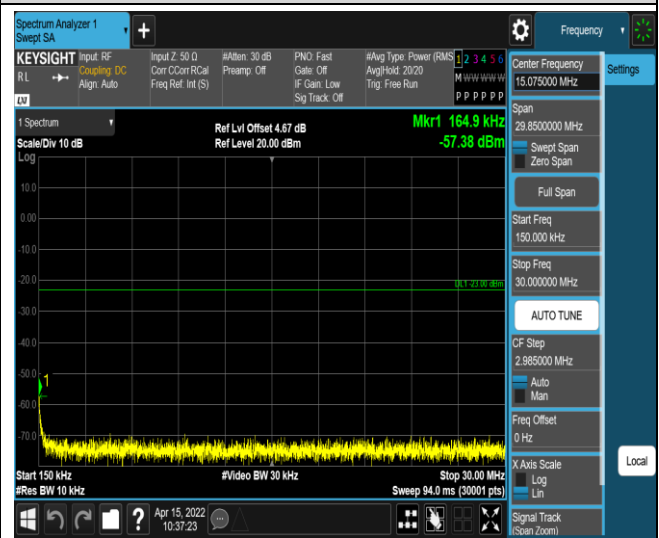
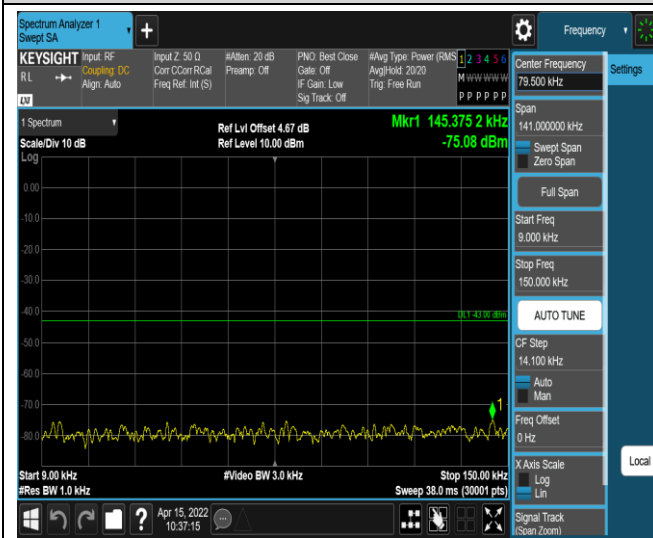
Band4-1312-30~1000MHz

Band4-1312-1000~20000MHz



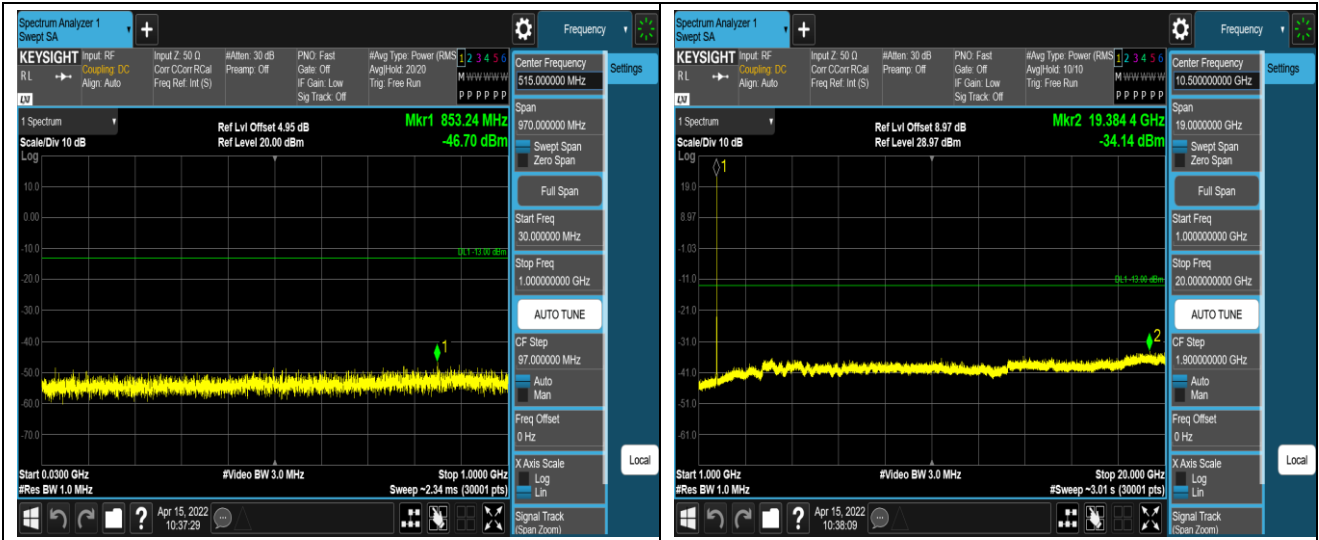
Band4-1413-0.009~0.15MHz

Band4-1413-0.15~30MHz



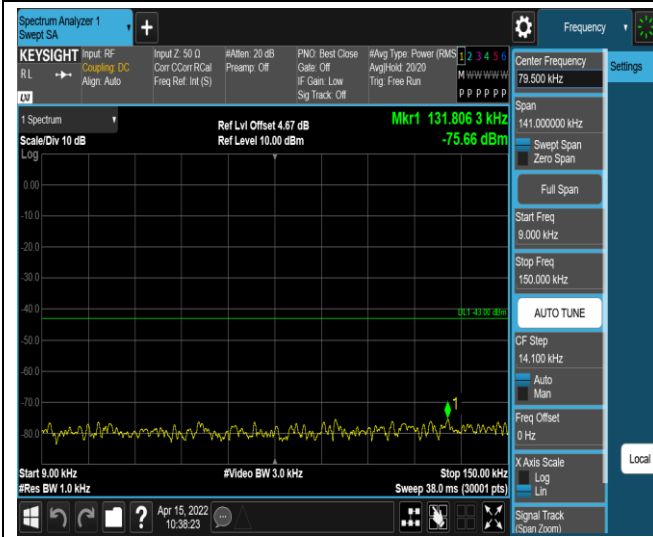
Band4-1413-30~1000MHz

Band4-1413-1000~20000MHz

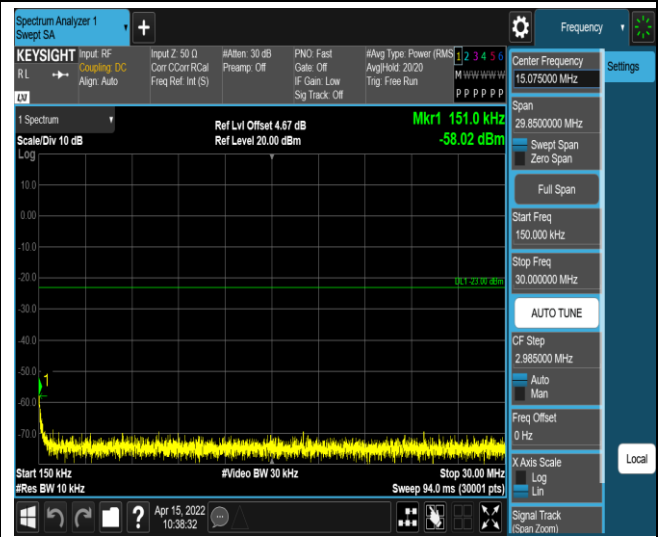


Band4-1513-0.009~0.15MHz

Band4-1513-0.15~30MHz



Band4-1513-30~1000MHz



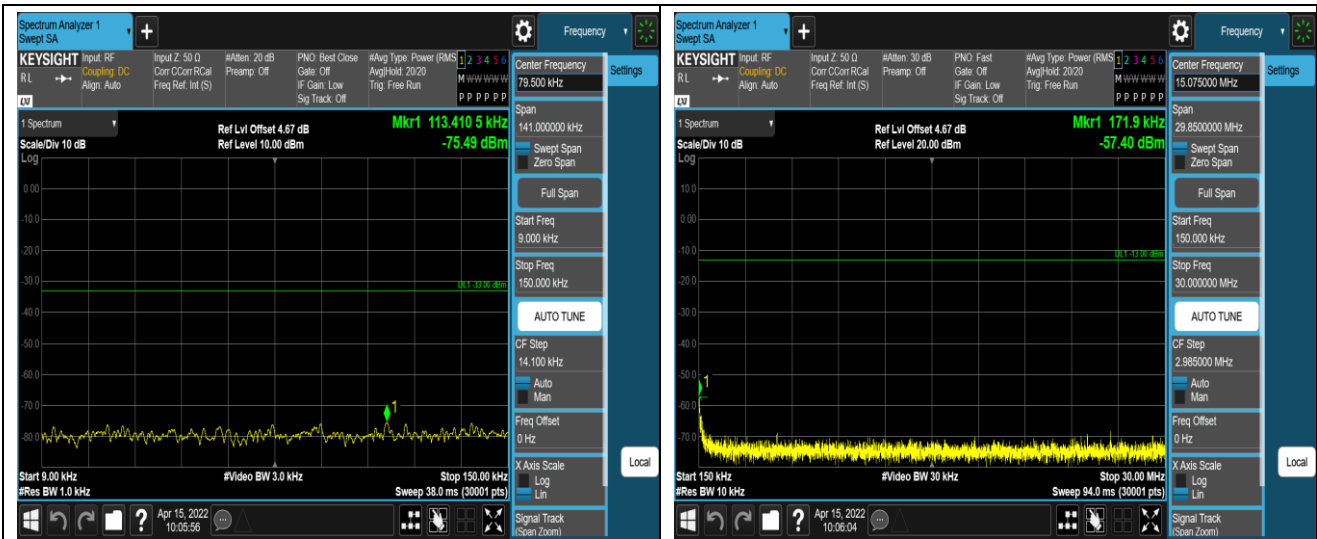
Band4-1513-1000~20000MHz



Band5-4132-0.009~0.15MHz

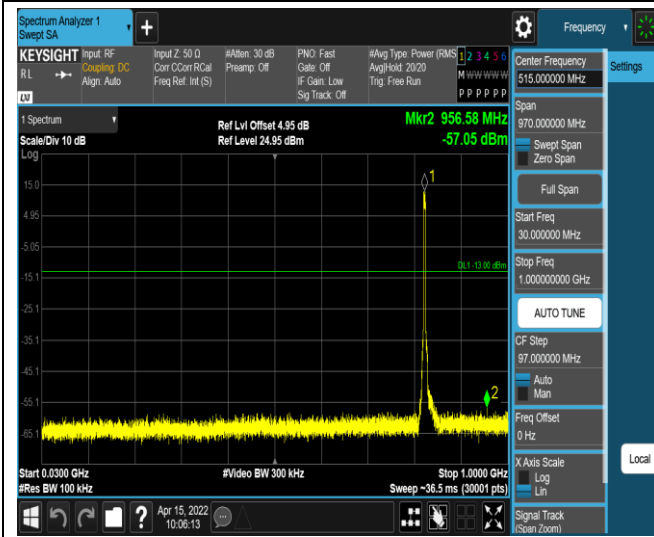


Band5-4132-0.15~30MHz



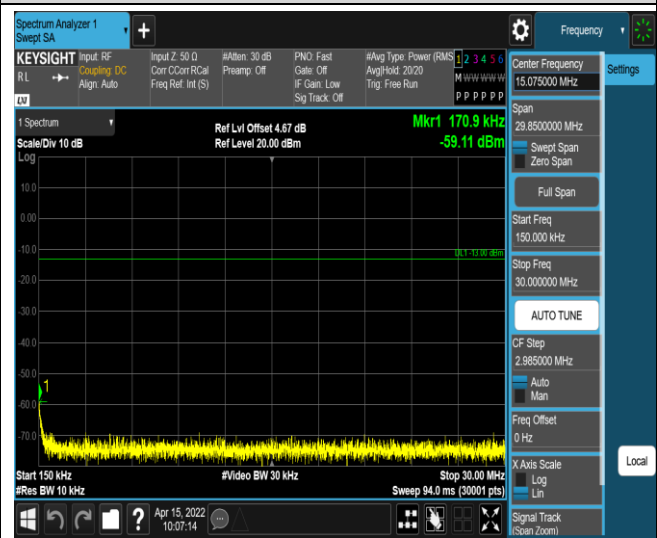
Band5-4132-30~1000MHz

Band5-4132-1000~10000MHz



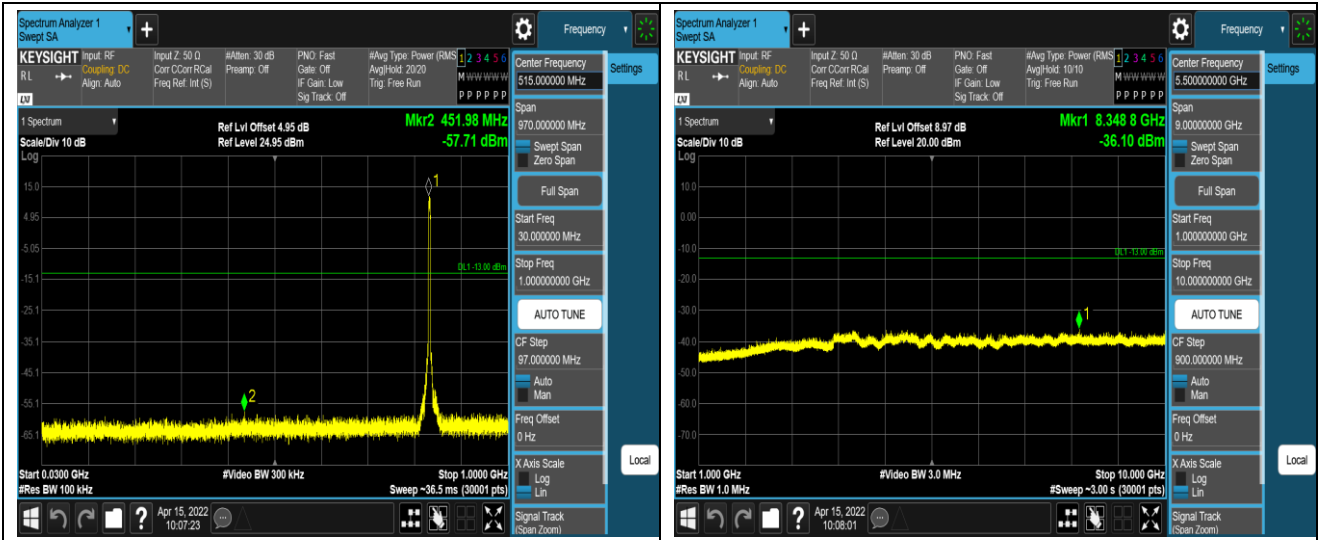
Band5-4183-0.009~0.15MHz

Band5-4183-0.15~30MHz



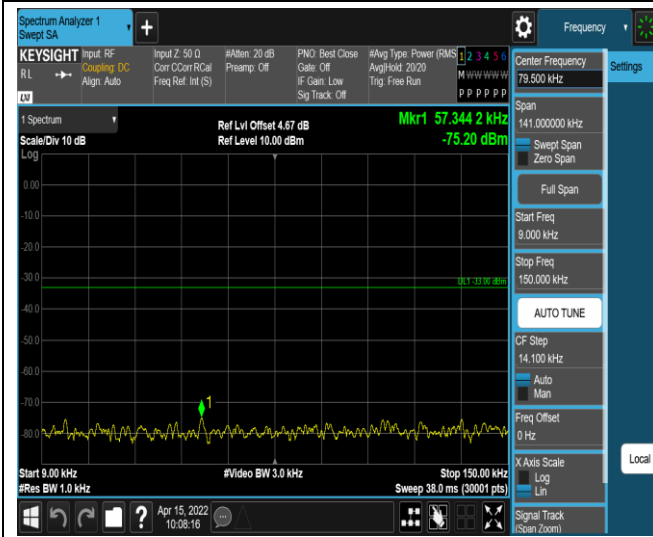
Band5-4183-30~1000MHz

Band5-4183-1000~10000MHz

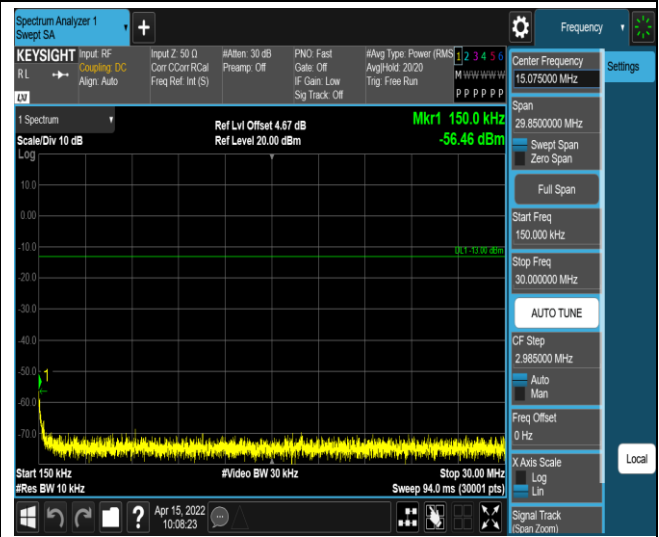


Band5-4233-0.009~0.15MHz

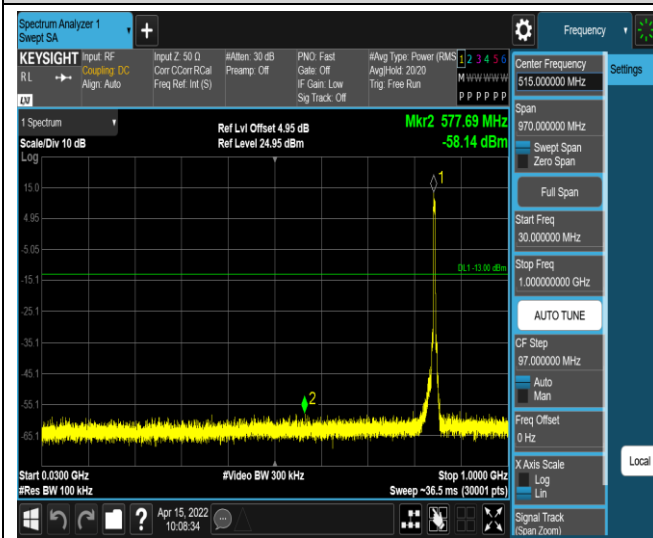
Band5-4233-0.15~30MHz



Band5-4233-30~1000MHz



Band5-4233-1000~10000MHz



AppendixF:Frequency Stability

Reference Frequency: WCDMA BAND II 12.2k RMC Middle Frequency=9400 channel=1880MHz					
Temperature					
Power supplied (Vdc)	Temperature (°C)	Frequency error		Limit (ppm)	Result
		Hz	ppm		
3.85	-30	5.59	0.002973	Within authorized band for BAND II	Pass
	-20	-4.76	-0.002532		
	-10	-5.87	-0.003122		
	0	5.54	0.002947		
	10	-2.90	-0.001543		
	20	-0.16	-0.000085		
	30	-8.33	-0.004431		
	40	-10.89	-0.005793		
	50	-7.34	-0.003904		
Voltage					
Temperature (°C)	Power supplied (Vdc)	Frequency error		Limit (ppm)	Result
		Hz	ppm		
25	3.45	-8.86	-0.004713	Within authorized band for BAND II	Pass
	3.85	-1.02	-0.000543		
	4.40	-0.60	-0.000319		
Remark: All channels had been tested, but only the worst case data displayed in this report.					

Reference Frequency: WCDMA BAND IV 12.2k RMC Middle Frequency=1732.6 MHz channel=1413					
Temperature					
Power supplied (Vdc)	Temperature (°C)	Frequency error		Limit (ppm)	Result
		Hz	ppm		
3.85	-30	2.23	0.001287	Within authorized band for BAND II	Pass
	-20	3.20	0.001847		
	-10	-1.24	-0.000716		
	0	1.15	0.000664		
	10	-3.14	-0.001812		
	20	-5.06	-0.002920		
	30	-0.09	-0.000052		
	40	-2.28	-0.001316		
	50	7.67	0.004427		
Voltage					
Temperature (°C)	Power supplied (Vdc)	Frequency error		Limit (ppm)	Result
		Hz	ppm		
25	3.45	0.69	0.000398	Within authorized band for BAND II	Pass
	3.85	7.20	0.004156		
	4.40	1.63	0.000941		
Remark: All channels had been tested, but only the worst case data displayed in this report.					

Reference Frequency: WCDMA BAND V 12.2k RMC Middle channel=4183 Frequency=836.6MHz					
Temperature					
Power supplied (Vdc)	Temperature (°C)	Frequency error		Limit (ppm)	Result
		Hz	ppm		
3.85	-30	1.85	0.002211	±2.5	Pass
	-20	2.58	0.003084		
	-10	2.69	0.003215		
	0	0.69	0.000825		
	10	0.31	0.000371		
	20	0.87	0.001040		
	30	1.72	0.002056		
	40	4.08	0.004877		
	50	-1.07	-0.001279		
Voltage					
Temperature (°C)	Power supplied (Vdc)	Frequency error		Limit (ppm)	Result
		Hz	ppm		
25	3.45	-2.02	-0.002415	±2.5	Pass
	3.85	-0.20	-0.000239		
	4.40	-0.82	-0.000980		
Remark: All channels had been tested, but only the worst case data displayed in this report.					

Appendix G: Modulation Characteristics

Test Result

Band	Channel	Result	Verdict
Band2	9400	PASS	PASS
Band4	1413	PASS	PASS
Band5	4183	PASS	PASS

Remark: All channel had been tested, but only the worst case data displayed in this report.

Test Graphs

