

## AppendixA: Effective (Isotropic) Radiated Power Output Data

### Test Result(WCDMA)

Band	Type	Channel	Conducted Power (dBm)	ERP/EIRP (dBm)	ERP/EIRP Limit (dBm)	Verdict
Band2	Voice	9262	23.04	23.14	33	PASS
Band2	TestMode	9262	23.05	23.15	33	PASS
Band2	TestMode	9400	23.13	23.23	33	PASS
Band2	Voice	9400	23.12	23.22	33	PASS
Band2	TestMode	9538	23.04	23.14	33	PASS
Band2	Voice	9538	22.99	23.09	33	PASS
Band4	Voice	1312	23.30	23.50	30	PASS
Band4	TestMode	1312	23.33	23.53	30	PASS
Band4	Voice	1413	23.40	23.60	30	PASS
Band4	TestMode	1413	23.43	23.63	30	PASS
Band4	TestMode	1513	23.40	23.60	30	PASS
Band4	Voice	1513	23.35	23.55	30	PASS
Band5	Voice	4132	23.70	17.52	38.5	PASS
Band5	TestMode	4132	23.66	17.48	38.5	PASS
Band5	TestMode	4183	23.80	17.62	38.5	PASS
Band5	Voice	4183	23.86	17.68	38.5	PASS
Band5	Voice	4233	23.83	17.65	38.5	PASS
Band5	TestMode	4233	23.80	17.62	38.5	PASS

### Test Result(HSDPA)

Band	Channel	SubTest	Conducted Power (dBm)	ERP/EIRP (dBm)	ERP/EIRP Limit (dBm)	Verdict
Band2	9262	1	22.08	22.18	33	PASS
Band2	9262	2	21.52	21.62	33	PASS
Band2	9262	3	21.52	21.62	33	PASS
Band2	9262	4	21.52	21.62	33	PASS
Band2	9400	1	22.13	22.23	33	PASS
Band2	9400	2	21.50	21.60	33	PASS
Band2	9400	3	20.77	20.87	33	PASS
Band2	9400	4	21.55	21.65	33	PASS
Band2	9538	1	22.03	22.13	33	PASS
Band2	9538	2	21.46	21.56	33	PASS
Band2	9538	3	21.46	21.56	33	PASS
Band2	9538	4	21.46	21.56	33	PASS

Band4	1312	1	22.33	22.53	30	PASS
Band4	1312	2	21.78	21.98	30	PASS
Band4	1312	3	21.83	22.03	30	PASS
Band4	1312	4	21.78	21.98	30	PASS
Band4	1413	1	22.42	22.62	30	PASS
Band4	1413	2	21.89	22.09	30	PASS
Band4	1413	3	21.94	22.14	30	PASS
Band4	1413	4	21.90	22.10	30	PASS
Band4	1513	1	22.36	22.56	30	PASS
Band4	1513	2	21.85	22.05	30	PASS
Band4	1513	3	21.87	22.07	30	PASS
Band4	1513	4	21.84	22.04	30	PASS
Band5	4132	1	22.71	16.53	38.5	PASS
Band5	4132	2	22.18	16.00	38.5	PASS
Band5	4132	3	22.19	16.01	38.5	PASS
Band5	4132	4	22.13	15.95	38.5	PASS
Band5	4183	1	22.84	16.66	38.5	PASS
Band5	4183	2	22.32	16.14	38.5	PASS
Band5	4183	3	22.34	16.16	38.5	PASS
Band5	4183	4	22.30	16.12	38.5	PASS
Band5	4233	1	22.86	16.68	38.5	PASS
Band5	4233	2	22.32	16.14	38.5	PASS
Band5	4233	3	22.31	16.13	38.5	PASS
Band5	4233	4	22.32	16.14	38.5	PASS

**Test Result(HSUPA)**

Band	Channel	SubTest	Conducted Power (dBm)	ERP/EIRP (dBm)	ERP/EIRP Limit (dBm)	Verdict
Band2	9262	1	21.11	21.21	33	PASS
Band2	9262	2	21.56	21.66	33	PASS
Band2	9262	3	22.07	22.17	33	PASS
Band2	9262	4	21.09	21.19	33	PASS
Band2	9262	5	22.64	22.74	33	PASS
Band2	9400	1	21.14	21.24	33	PASS
Band2	9400	2	21.61	21.71	33	PASS
Band2	9400	3	22.12	22.22	33	PASS
Band2	9400	4	21.13	21.23	33	PASS
Band2	9400	5	23.15	23.25	33	PASS
Band2	9538	1	21.01	21.11	33	PASS
Band2	9538	2	21.50	21.60	33	PASS
Band2	9538	3	21.98	22.08	33	PASS

Band2	9538	4	21.00	21.10	33	PASS
Band2	9538	5	22.98	23.08	33	PASS
Band4	1312	1	21.33	21.53	30	PASS
Band4	1312	2	21.83	22.03	30	PASS
Band4	1312	3	22.32	22.52	30	PASS
Band4	1312	4	21.33	21.53	30	PASS
Band4	1312	5	23.35	23.55	30	PASS
Band4	1413	1	21.44	21.64	30	PASS
Band4	1413	2	21.95	22.15	30	PASS
Band4	1413	3	22.45	22.65	30	PASS
Band4	1413	4	21.45	21.65	30	PASS
Band4	1413	5	23.45	23.65	30	PASS
Band4	1513	1	21.40	21.60	30	PASS
Band4	1513	2	21.88	22.08	30	PASS
Band4	1513	3	22.40	22.60	30	PASS
Band4	1513	4	21.40	21.60	30	PASS
Band4	1513	5	23.39	23.59	30	PASS
Band5	4132	1	21.70	15.52	38.5	PASS
Band5	4132	2	22.18	16	38.5	PASS
Band5	4132	3	22.70	16.52	38.5	PASS
Band5	4132	4	21.71	15.53	38.5	PASS
Band5	4132	5	23.71	17.53	38.5	PASS
Band5	4183	1	21.85	15.67	38.5	PASS
Band5	4183	2	22.31	16.13	38.5	PASS
Band5	4183	3	22.85	16.67	38.5	PASS
Band5	4183	4	21.88	15.7	38.5	PASS
Band5	4183	5	23.85	17.67	38.5	PASS
Band5	4233	1	21.85	15.67	38.5	PASS
Band5	4233	2	22.34	16.16	38.5	PASS
Band5	4233	3	22.81	16.63	38.5	PASS
Band5	4233	4	21.88	15.7	38.5	PASS
Band5	4233	5	23.87	17.69	38.5	PASS

Remark:  $EIRP (dBm) = \text{Conducted power (dBm)} + \text{Antenna Gain (dBi)}$ . (For Band2, Band4)  
 $ERP (dBm) = EIRP (dBm) - 2.15 (dB)$ . (For Band5)

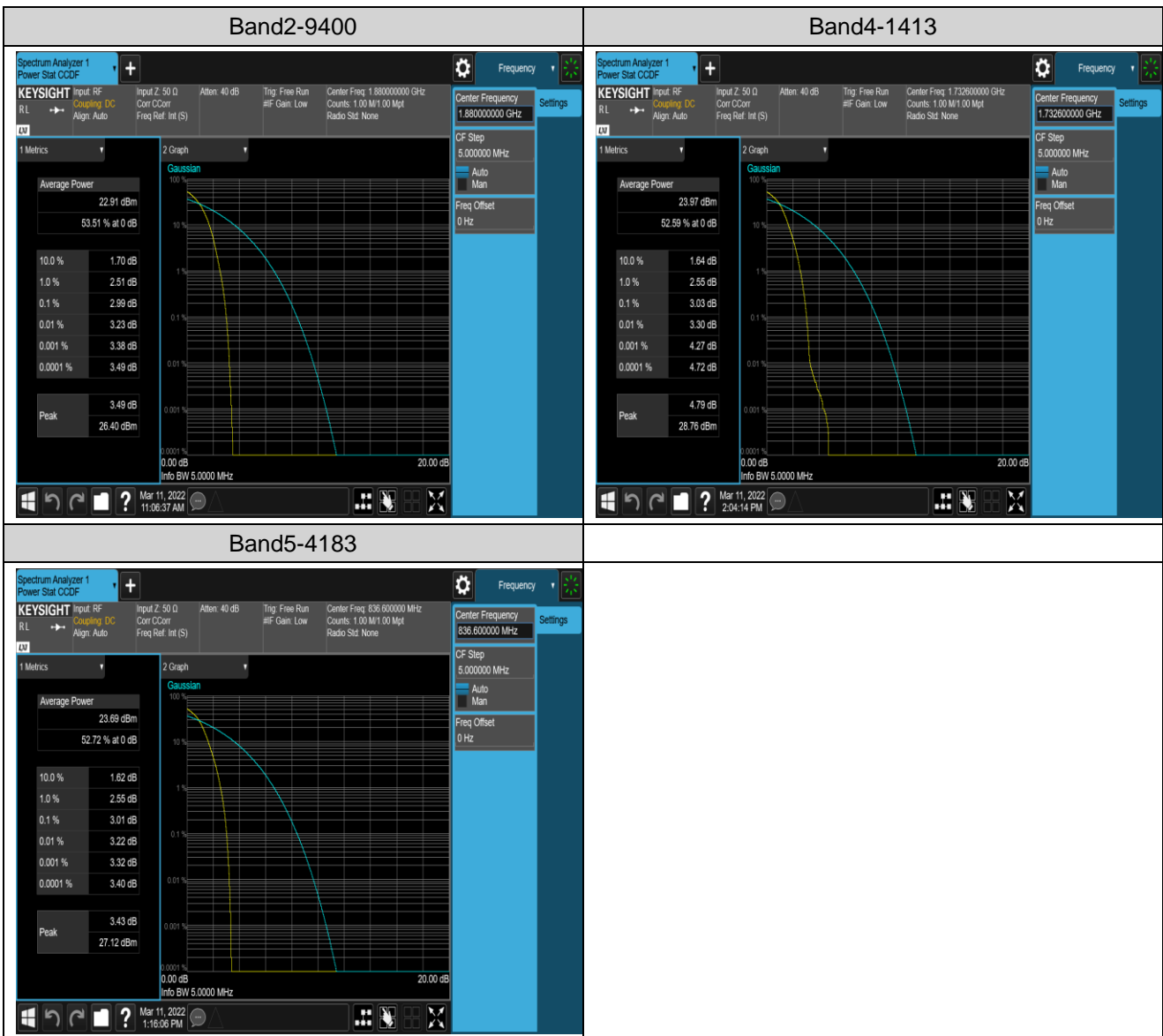
## Appendix B: Peak-to-Average Ratio

### Test Result(WCDMA)

Band	Channel	Peak-to-Average Ratio(dB)	Limit(dB)	Verdict
Band2	9400	2.99	13	PASS
Band4	1413	3.03	13	PASS
Band5	4183	3.01	13	PASS

Remark: All channel had been tested, but only the worst case data displayed in this report.

### Test Graphs(WCDMA)

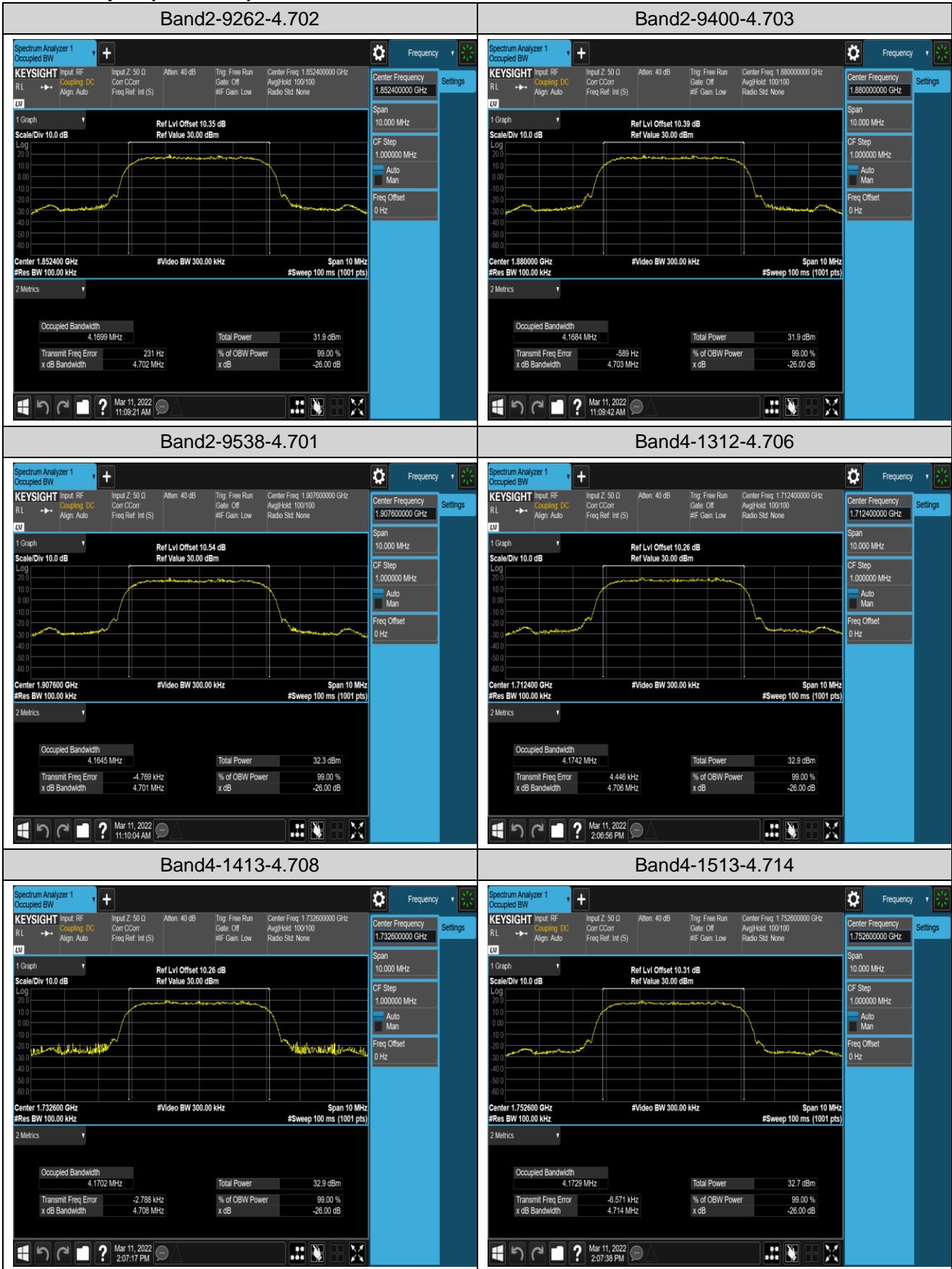


## AppendixC:26dB Bandwidth andOccupied Bandwidth

### Test Result(WCDMA)

Band	Channel	Occupied Bandwidth (MHz)	26dB Bandwidth (MHz)	Limit(kHz)	Verdict
Band2	9262	4.1699	4.702	---	PASS
Band2	9400	4.1684	4.703	---	PASS
Band2	9538	4.1645	4.701	---	PASS
Band4	1312	4.1742	4.706	---	PASS
Band4	1413	4.1702	4.708	---	PASS
Band4	1513	4.1729	4.714	---	PASS
Band5	4132	4.1935	4.878	---	PASS
Band5	4183	4.1652	4.710	---	PASS
Band5	4233	4.1710	4.701	---	PASS

Test Graphs(WCDMA)





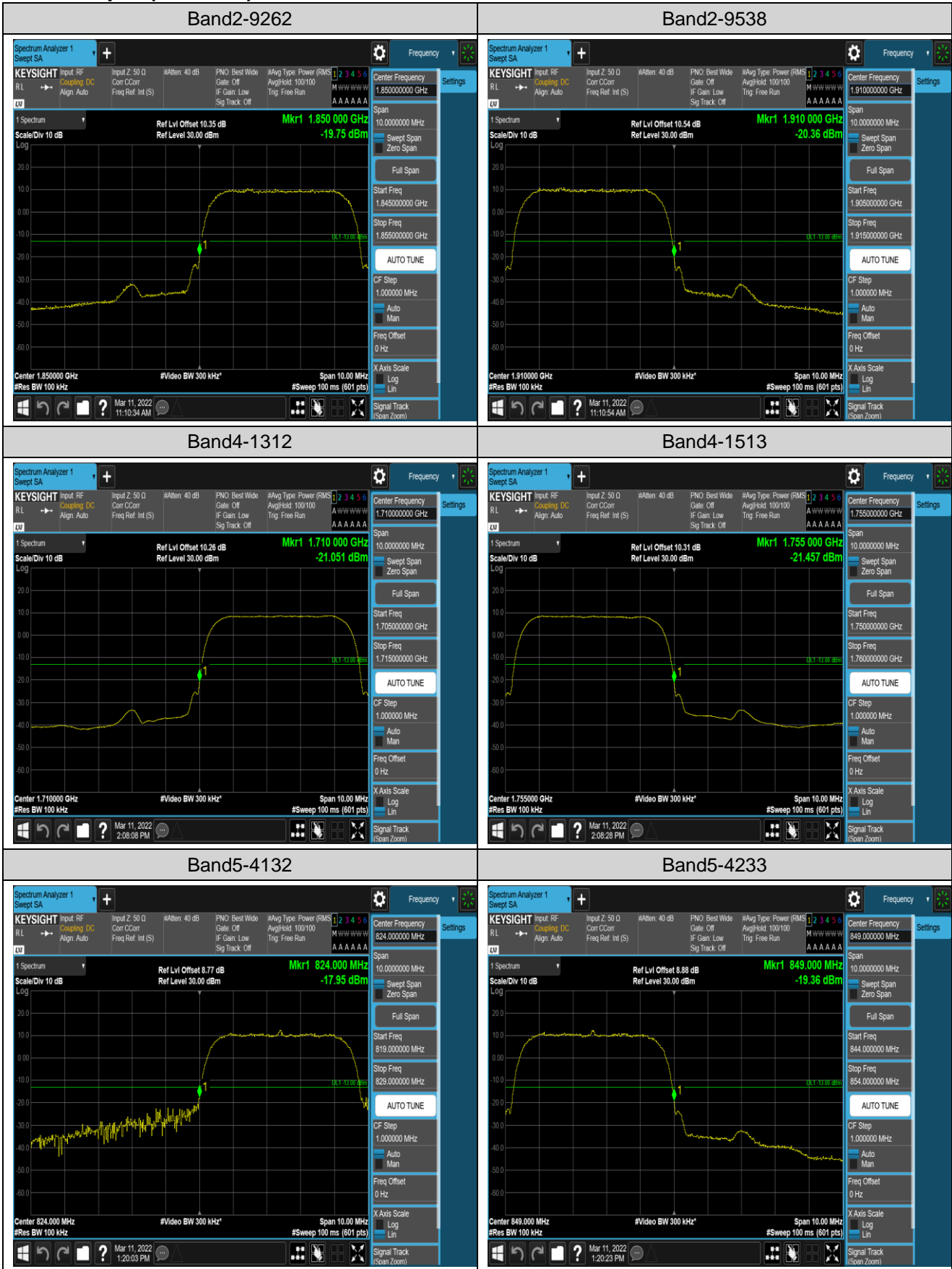
## AppendixD:Band Edge

### Test Result(WCDMA)

Band	Channel	Frequency (MHz)	Result (dBm)	Limit(dBm)	Verdict
Band2	9262	1850.00	-19.75	-13	PASS
Band2	9538	1910.00	-20.36	-13	PASS
Band4	1312	1710.00	-21.05	-13	PASS
Band4	1513	1755.00	-21.46	-13	PASS
Band5	4132	824.00	-17.95	-13	PASS
Band5	4233	849.00	-19.36	-13	PASS



Test Graphs(WCDMA)

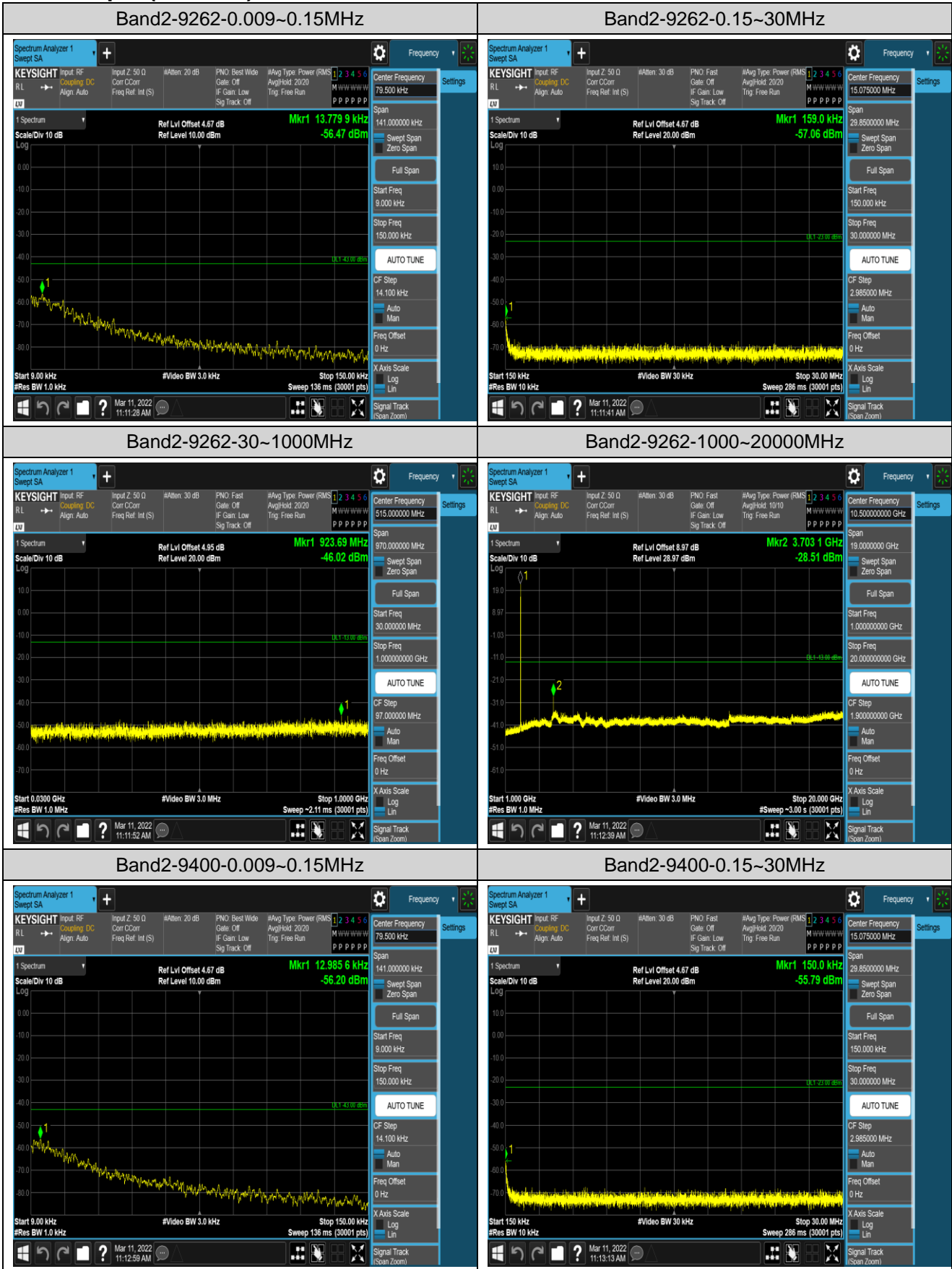


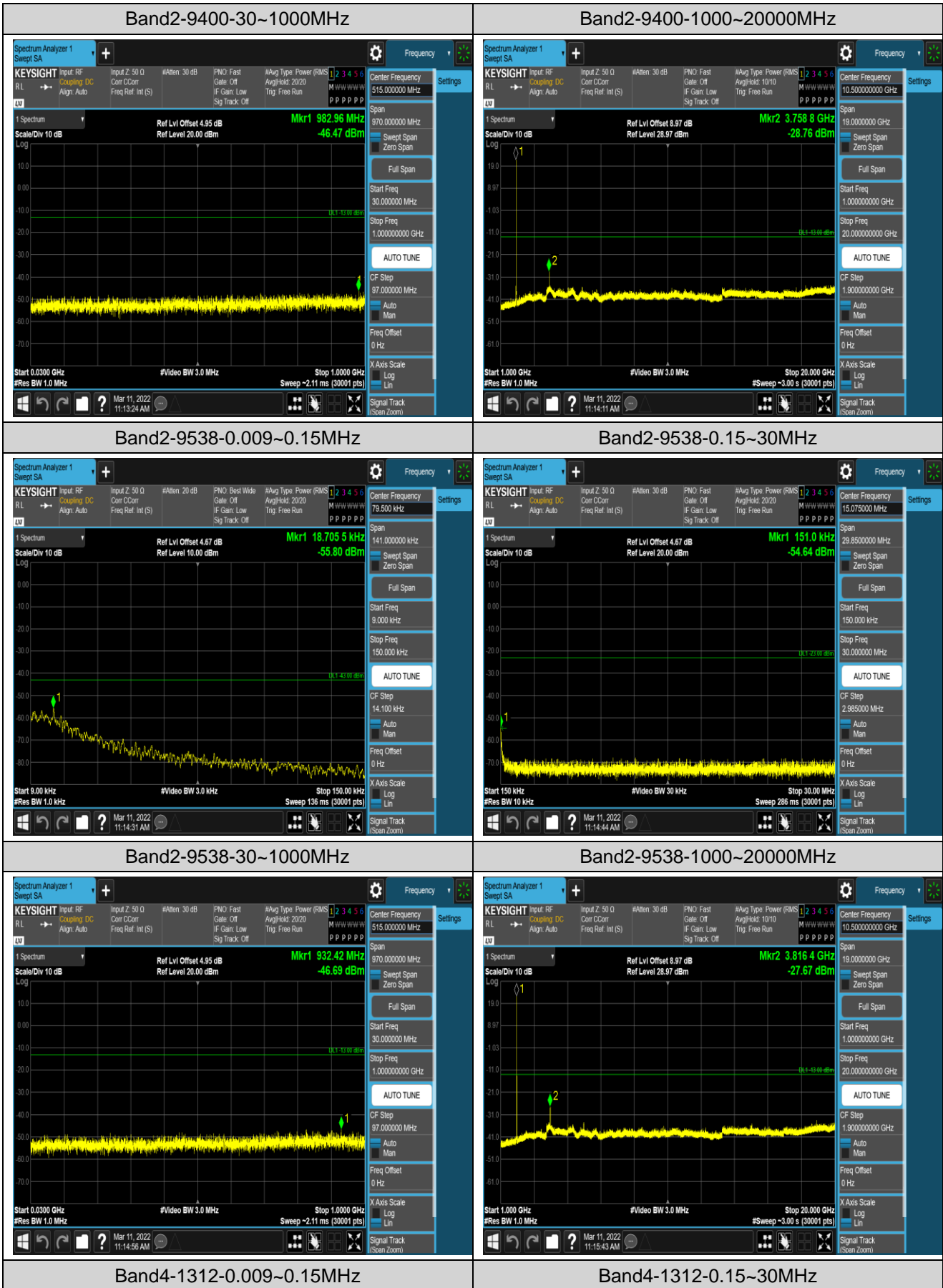
## Appendix E: Conducted Spurious Emission

### Test Result (WCDMA)

Band	Channel	Frequency Range (Mhz)	Frequency (dBm)	Result (dBm)	Limit (dBm)	Verdict
Band2	9262	0.009~0.15MHz	0.01	-56.47	-43	PASS
Band2	9262	0.15~30MHz	0.16	-57.06	-23	PASS
Band2	9262	30~1000MHz	923.69	-46.02	-13	PASS
Band2	9262	1000~20000MHz	3703.07	-28.51	-13	PASS
Band2	9400	0.009~0.15MHz	0.01	-56.2	-43	PASS
Band2	9400	0.15~30MHz	0.15	-55.79	-23	PASS
Band2	9400	30~1000MHz	982.96	-46.47	-13	PASS
Band2	9400	1000~20000MHz	3758.8	-28.76	-13	PASS
Band2	9538	0.009~0.15MHz	0.02	-55.8	-43	PASS
Band2	9538	0.15~30MHz	0.15	-54.64	-23	PASS
Band2	9538	30~1000MHz	932.42	-46.69	-13	PASS
Band2	9538	1000~20000MHz	3816.43	-27.67	-13	PASS
Band4	1312	0.009~0.15MHz	0.01	-56.42	-43	PASS
Band4	1312	0.15~30MHz	0.16	-55.06	-23	PASS
Band4	1312	30~1000MHz	978.89	-45.23	-13	PASS
Band4	1312	1000~20000MHz	19236.83	-34.04	-13	PASS
Band4	1413	0.009~0.15MHz	0.01	-57.37	-43	PASS
Band4	1413	0.15~30MHz	0.19	-57.79	-23	PASS
Band4	1413	30~1000MHz	871.8	-46.11	-13	PASS
Band4	1413	1000~20000MHz	3851.27	-33.88	-13	PASS
Band4	1513	0.009~0.15MHz	0.01	-56.62	-43	PASS
Band4	1513	0.15~30MHz	0.15	-55.75	-23	PASS
Band4	1513	30~1000MHz	601.07	-46.67	-13	PASS
Band4	1513	1000~20000MHz	19959.47	-34	-13	PASS
Band5	4132	0.009~0.15MHz	0.01	-57.6	-33	PASS
Band5	4132	0.15~30MHz	0.16	-56.95	-13	PASS
Band5	4132	30~1000MHz	959.42	-55	-13	PASS
Band5	4132	1000~10000MHz	3737.8	-32.84	-13	PASS
Band5	4183	0.009~0.15MHz	0.01	-56.01	-33	PASS
Band5	4183	0.15~30MHz	0.15	-56.69	-13	PASS
Band5	4183	30~1000MHz	974.13	-55.47	-13	PASS
Band5	4183	1000~10000MHz	3759.4	-34.19	-13	PASS
Band5	4233	0.009~0.15MHz	0.01	-56.76	-33	PASS
Band5	4233	0.15~30MHz	0.17	-57.55	-13	PASS
Band5	4233	30~1000MHz	708.19	-55.15	-13	PASS
Band5	4233	1000~10000MHz	3759.7	-33.56	-13	PASS

Test Graphs(WCDMA)

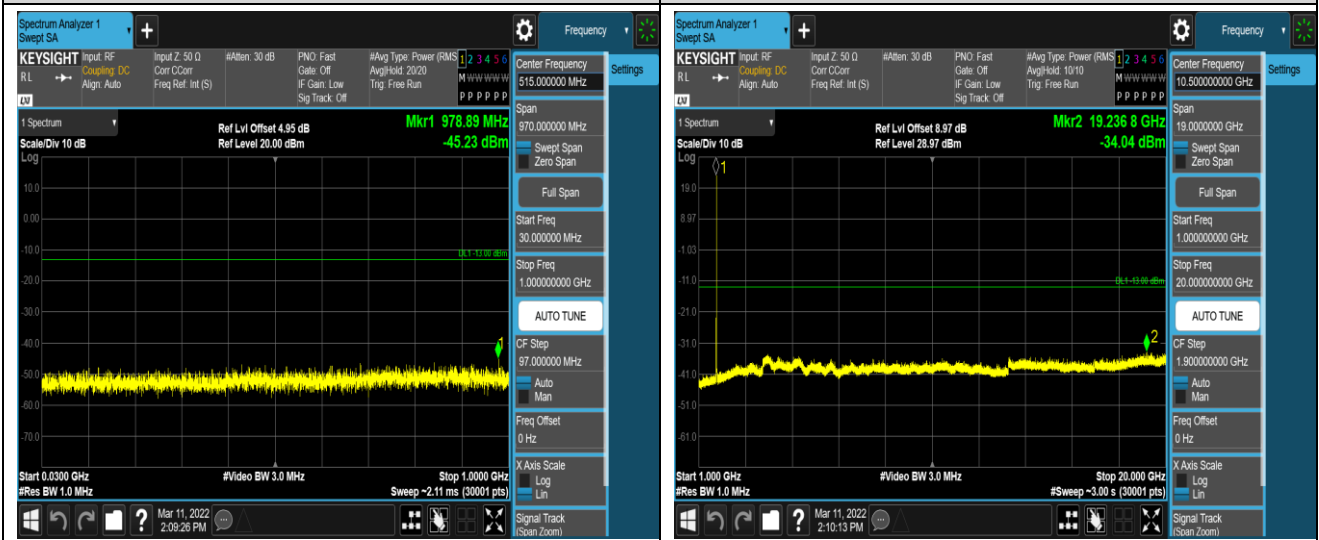






Band4-1312-30~1000MHz

Band4-1312-1000~2000MHz



Band4-1413-0.009~0.15MHz

Band4-1413-0.15~30MHz



Band4-1413-30~1000MHz

Band4-1413-1000~2000MHz



Band4-1513-0.009~0.15MHz

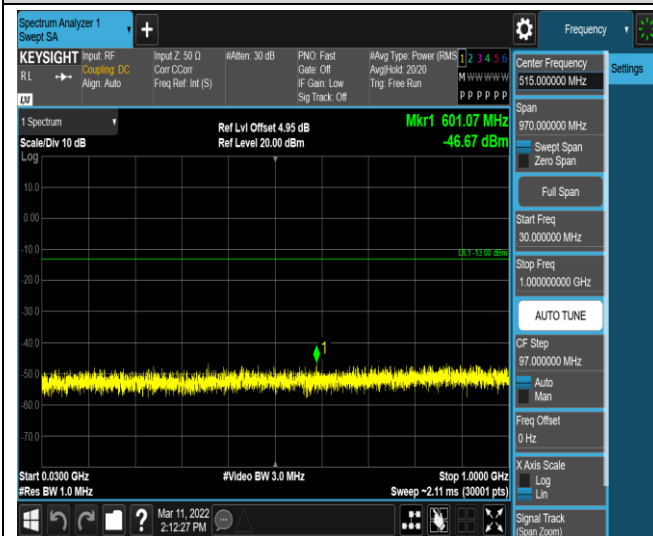
Band4-1513-0.15~30MHz



Band4-1513-30~1000MHz



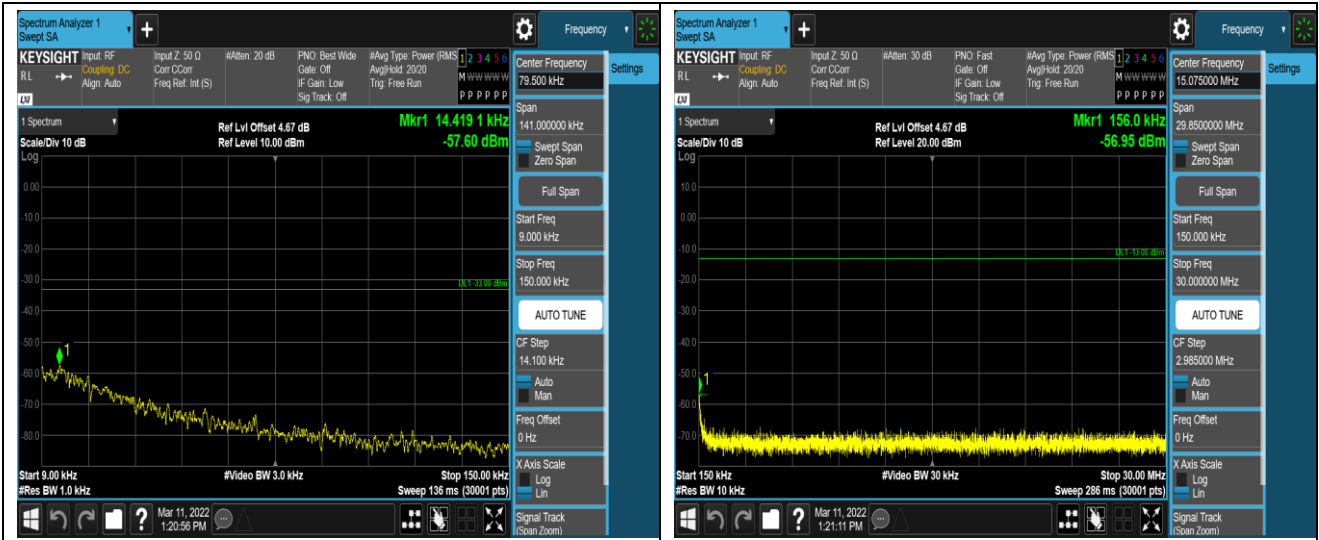
Band4-1513-1000~20000MHz



Band5-4132-0.009~0.15MHz



Band5-4132-0.15~30MHz



Band5-4132-30~1000MHz

Band5-4132-1000~10000MHz



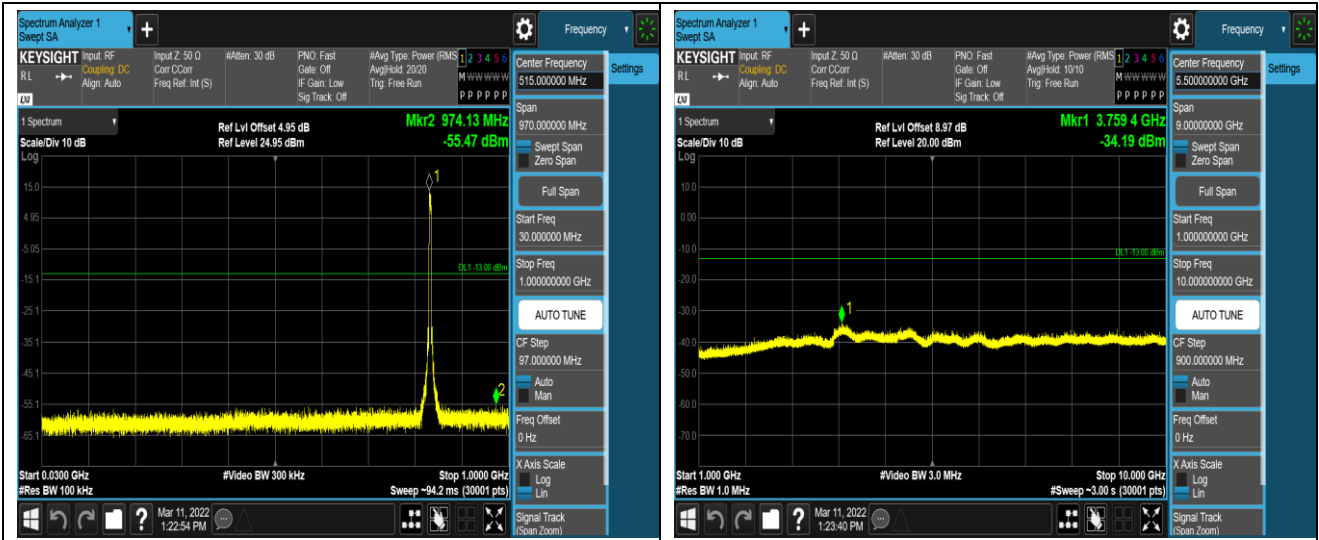
Band5-4183-0.009~0.15MHz

Band5-4183-0.15~30MHz



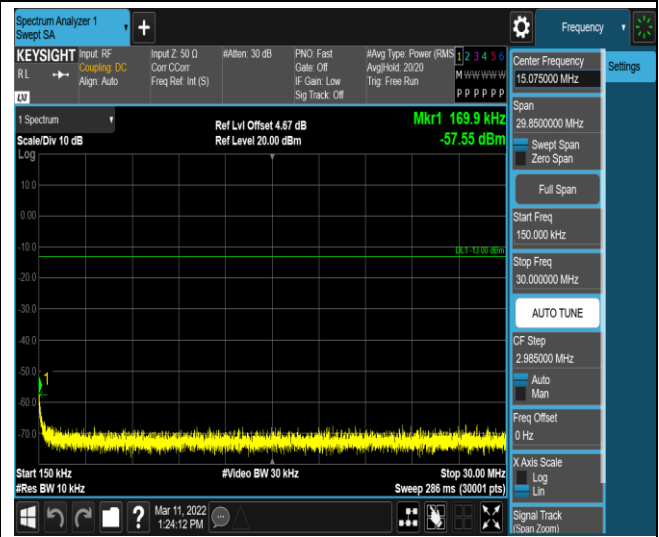
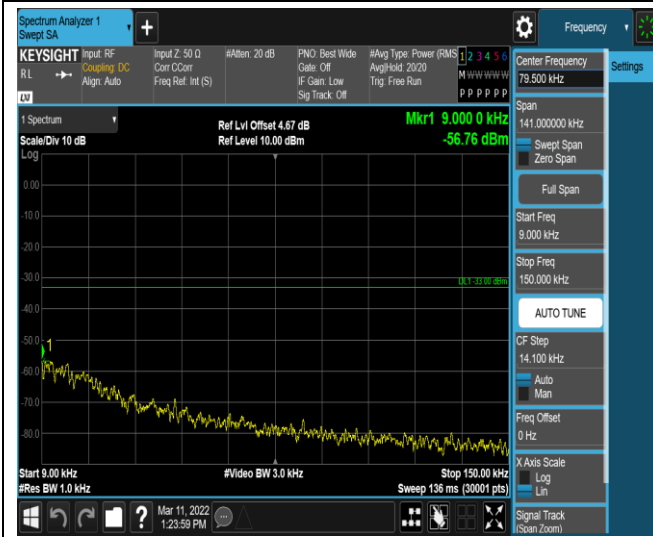
Band5-4183-30~1000MHz

Band5-4183-1000~10000MHz



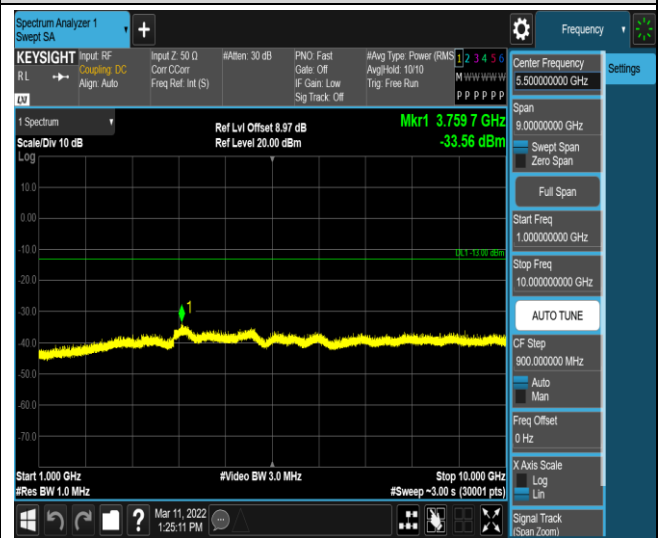
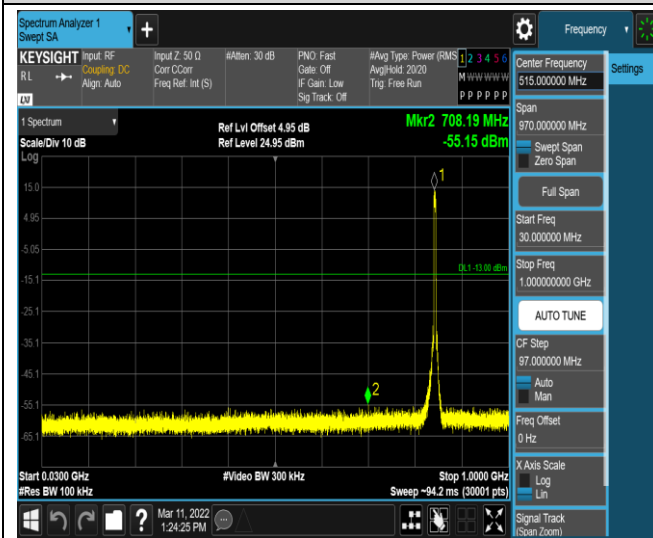
Band5-4233-0.009~0.15MHz

Band5-4233-0.15~30MHz



Band5-4233-30~1000MHz

Band5-4233-1000~10000MHz





## AppendixF:Frequency Stability

### Test Result

Reference Frequency: WCDMA BAND II 12.2k RMC Middle Frequency=9400 channel=1880MHz					
Temperature					
Power supplied (Vdc)	Temperature (°C)	Frequency error		Limit (ppm)	Result
		Hz	ppm		
3.87	-30	-13.16	-0.007000	Within authorized band for BAND II	Pass
	-20	-10.46	-0.005564		
	-10	-11.29	-0.006005		
	0	-13.46	-0.007160		
	10	-15.15	-0.008059		
	20	-10.83	-0.005761		
	30	-12.52	-0.006660		
	40	-8.00	-0.004255		
	50	-13.07	-0.006952		
Voltage					
Temperature (°C)	Power supplied (Vdc)	Frequency error		Limit (ppm)	Result
		Hz	ppm		
25	3.50	-10.24	-0.005447	Within authorized band for BAND II	Pass
	3.87	-14.10	-0.007500		
	4.45	-13.23	-0.007037		
Remark: All channel had been tested, but only the worst case data displayed in this report.					

Reference Frequency: WCDMA BAND IV 12.2k RMC Middle Frequency=1413 channel=1732.6MHz					
Temperature					
Power supplied (Vdc)	Temperature (°C)	Frequency error		Limit (ppm)	Result
		Hz	ppm		
3.87	-30	-11.98	-0.006914	Within authorized band for BAND IV	Pass
	-20	-13.33	-0.007694		
	-10	-12.70	-0.007330		
	0	-15.36	-0.008865		
	10	-14.17	-0.008178		
	20	-12.70	-0.007330		
	30	-15.86	-0.009154		
	40	-15.03	-0.008675		
	50	-13.80	-0.007965		
Voltage					
Temperature (°C)	Power supplied (Vdc)	Frequency error		Limit (ppm)	Result
		Hz	ppm		
25	3.50	-11.04	-0.006372	Within authorized band for BAND IV	Pass
	3.87	-15.89	-0.009171		
	4.45	-14.30	-0.008253		
Remark: All channel had been tested, but only the worst case data displayed in this report.					

Reference Frequency: WCDMA BAND V 12.2k RMC Middle channel=4183 Frequency=836.6MHz					
Temperature					
Power supplied (Vdc)	Temperature (°C)	Frequency error		Limit (ppm)	Result
		Hz	ppm		
3.87	-30	-10.24	-0.012240	±2.5	Pass
	-20	-12.25	-0.014643		
	-10	-9.47	-0.011320		
	0	-10.84	-0.012957		
	10	-9.49	-0.011344		
	20	-7.13	-0.008523		
	30	-10.26	-0.012264		
	40	-13.53	-0.016173		
	50	-9.57	-0.011439		
Voltage					
Temperature (°C)	Power supplied (Vdc)	Frequency error		Limit (ppm)	Result
		Hz	ppm		
25	3.50	-13.38	-0.015993	±2.5	Pass
	3.87	-11.52	-0.013770		
	4.45	-10.57	-0.012634		
Remark: All channel had been tested, but only the worst case data displayed in this report.					

## Appendix G: Modulation Characteristics

### Test Result

Band	Channel	Result	Verdict
Band2	9400	PASS	PASS
Band4	1413	PASS	PASS
Band5	4183	PASS	PASS

Remark: All channel had been tested, but only the worst case data displayed in this report.

### Test Graphs

