

## AppendixA: Effective (Isotropic) Radiated Power Output Data

### Test Result(WCDMA)

Band	Type	Channel	Conducted Power (dBm)	ERP/EIRP (dBm)	ERP/EIRP Limit (dBm)	Verdict
Band2	Voice	9262	23.09	24.16	33.01	PASS
Band2	TestMode	9262	23.15	24.22	33.01	PASS
Band2	TestMode	9400	23.60	24.67	33.01	PASS
Band2	Voice	9400	23.54	24.61	33.01	PASS
Band2	TestMode	9538	23.44	24.51	33.01	PASS
Band2	Voice	9538	23.25	24.32	33.01	PASS
Band4	Voice	1312	23.56	23.87	30.00	PASS
Band4	TestMode	1312	23.56	23.87	30.00	PASS
Band4	Voice	1413	23.87	24.18	30.00	PASS
Band4	TestMode	1413	23.91	24.22	30.00	PASS
Band4	TestMode	1513	23.65	23.96	30.00	PASS
Band4	Voice	1513	23.56	23.87	30.00	PASS
Band5	Voice	4132	24.14	17.8	38.45	PASS
Band5	TestMode	4132	24.17	17.83	38.45	PASS
Band5	TestMode	4183	24.33	17.99	38.45	PASS
Band5	Voice	4183	24.17	17.83	38.45	PASS
Band5	Voice	4233	24.17	17.83	38.45	PASS
Band5	TestMode	4233	24.28	17.94	38.45	PASS

### Test Result(HSDPA)

Band	Channel	SubTest	Conducted Power (dBm)	ERP/EIRP (dBm)	ERP/EIRP Limit (dBm)	Verdict
Band2	9262	1	23.21	24.28	33.01	PASS
Band2	9262	2	22.60	23.67	33.01	PASS
Band2	9262	3	22.60	23.67	33.01	PASS
Band2	9262	4	22.58	23.65	33.01	PASS
Band2	9400	1	23.61	24.68	33.01	PASS
Band2	9400	2	23.02	24.09	33.01	PASS
Band2	9400	3	23.02	24.09	33.01	PASS
Band2	9400	4	22.98	24.05	33.01	PASS
Band2	9538	1	23.47	24.54	33.01	PASS
Band2	9538	2	22.85	23.92	33.01	PASS
Band2	9538	3	22.86	23.93	33.01	PASS
Band2	9538	4	22.88	23.95	33.01	PASS

Band4	1312	1	23.60	23.91	30.00	PASS
Band4	1312	2	23.05	23.36	30.00	PASS
Band4	1312	3	23.10	23.41	30.00	PASS
Band4	1312	4	23.06	23.37	30.00	PASS
Band4	1413	1	23.92	24.23	30.00	PASS
Band4	1413	2	23.37	23.68	30.00	PASS
Band4	1413	3	23.43	23.74	30.00	PASS
Band4	1413	4	23.38	23.69	30.00	PASS
Band4	1513	1	23.64	23.95	30.00	PASS
Band4	1513	2	23.12	23.43	30.00	PASS
Band4	1513	3	23.13	23.44	30.00	PASS
Band4	1513	4	23.08	23.39	30.00	PASS
Band5	4132	1	24.22	17.88	38.5	PASS
Band5	4132	2	23.73	17.39	38.5	PASS
Band5	4132	3	23.71	17.37	38.5	PASS
Band5	4132	4	23.68	17.34	38.5	PASS
Band5	4183	1	24.34	18	38.5	PASS
Band5	4183	2	23.83	17.49	38.5	PASS
Band5	4183	3	23.84	17.5	38.5	PASS
Band5	4183	4	23.81	17.47	38.5	PASS
Band5	4233	1	24.27	17.93	38.5	PASS
Band5	4233	2	23.75	17.41	38.5	PASS
Band5	4233	3	23.76	17.42	38.5	PASS
Band5	4233	4	23.74	17.4	38.5	PASS

**Test Result(HSUPA)**

Band	Channel	SubTest	Conducted Power (dBm)	ERP/EIRP (dBm)	ERP/EIRP Limit (dBm)	Verdict
Band2	9262	1	21.15	22.22	33.01	PASS
Band2	9262	2	21.64	22.71	33.01	PASS
Band2	9262	3	22.16	23.23	33.01	PASS
Band2	9262	4	21.20	22.27	33.01	PASS
Band2	9262	5	23.14	24.21	33.01	PASS
Band2	9400	1	21.52	22.59	33.01	PASS
Band2	9400	2	22.03	23.1	33.01	PASS
Band2	9400	3	22.58	23.65	33.01	PASS
Band2	9400	4	21.56	22.63	33.01	PASS
Band2	9400	5	23.53	24.6	33.01	PASS
Band2	9538	1	21.36	22.43	33.01	PASS
Band2	9538	2	21.87	22.94	33.01	PASS
Band2	9538	3	22.36	23.43	33.01	PASS

Band2	9538	4	21.39	22.46	33.01	PASS
Band2	9538	5	23.38	24.45	33.01	PASS
Band4	1312	1	21.58	21.89	30.00	PASS
Band4	1312	2	22.05	22.36	30.00	PASS
Band4	1312	3	22.53	22.84	30.00	PASS
Band4	1312	4	21.59	21.9	30.00	PASS
Band4	1312	5	23.57	23.88	30.00	PASS
Band4	1413	1	21.94	22.25	30.00	PASS
Band4	1413	2	22.42	22.73	30.00	PASS
Band4	1413	3	22.90	23.21	30.00	PASS
Band4	1413	4	21.93	22.24	30.00	PASS
Band4	1413	5	23.93	24.24	30.00	PASS
Band4	1513	1	21.63	21.94	30.00	PASS
Band4	1513	2	22.13	22.44	30.00	PASS
Band4	1513	3	22.65	22.96	30.00	PASS
Band4	1513	4	21.66	21.97	30.00	PASS
Band4	1513	5	23.65	23.96	30.00	PASS
Band5	4132	1	22.22	15.88	38.5	PASS
Band5	4132	2	22.71	16.37	38.5	PASS
Band5	4132	3	23.24	16.9	38.5	PASS
Band5	4132	4	22.26	15.92	38.5	PASS
Band5	4132	5	24.22	17.88	38.5	PASS
Band5	4183	1	22.36	16.02	38.5	PASS
Band5	4183	2	22.83	16.49	38.5	PASS
Band5	4183	3	23.40	17.06	38.5	PASS
Band5	4183	4	22.39	16.05	38.5	PASS
Band5	4183	5	24.34	18	38.5	PASS
Band5	4233	1	22.30	15.96	38.5	PASS
Band5	4233	2	22.77	16.43	38.5	PASS
Band5	4233	3	23.27	16.93	38.5	PASS
Band5	4233	4	22.33	15.99	38.5	PASS
Band5	4233	5	24.27	17.93	38.5	PASS

Remark:  $EIRP (dBm) = \text{Conducted power (dBm)} + \text{Antenna Gain (dBi)}$ . (For Band2)  
 $ERP (dBm) = EIRP (dBm) - 2.15 (dB)$ . (For Band5)

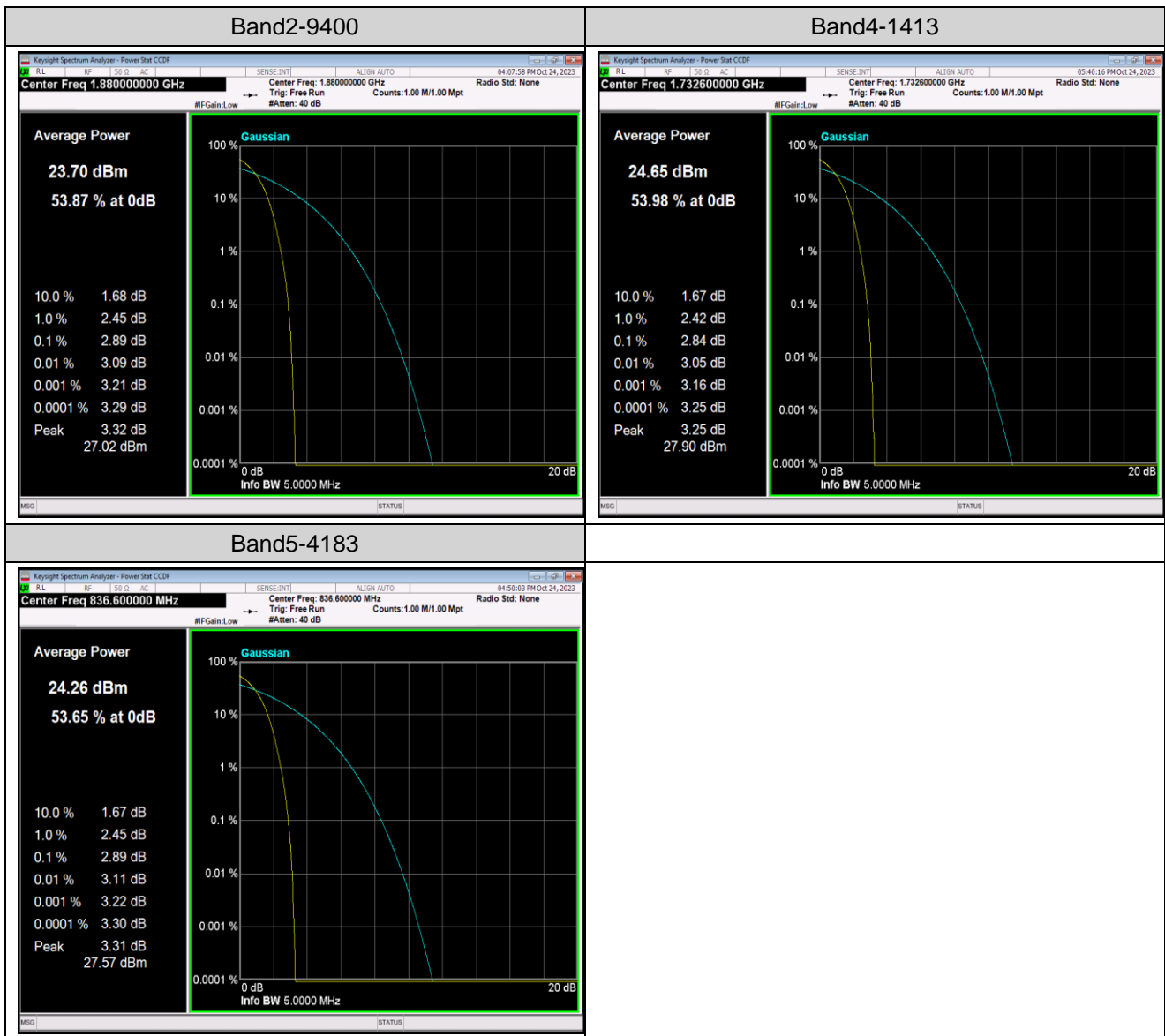
## Appendix B: Peak-to-Average Ratio

### Test Result(WCDMA)

Band	Channel	Peak-to-Average Ratio(dB)	Limit(dB)	Verdict
Band2	9400	2.89	13	PASS
Band4	1413	2.84	13	PASS
Band5	4183	2.89	13	PASS

Remark: All channel had been tested, but only the worst case data displayed in this report.

### Test Graphs(WCDMA)

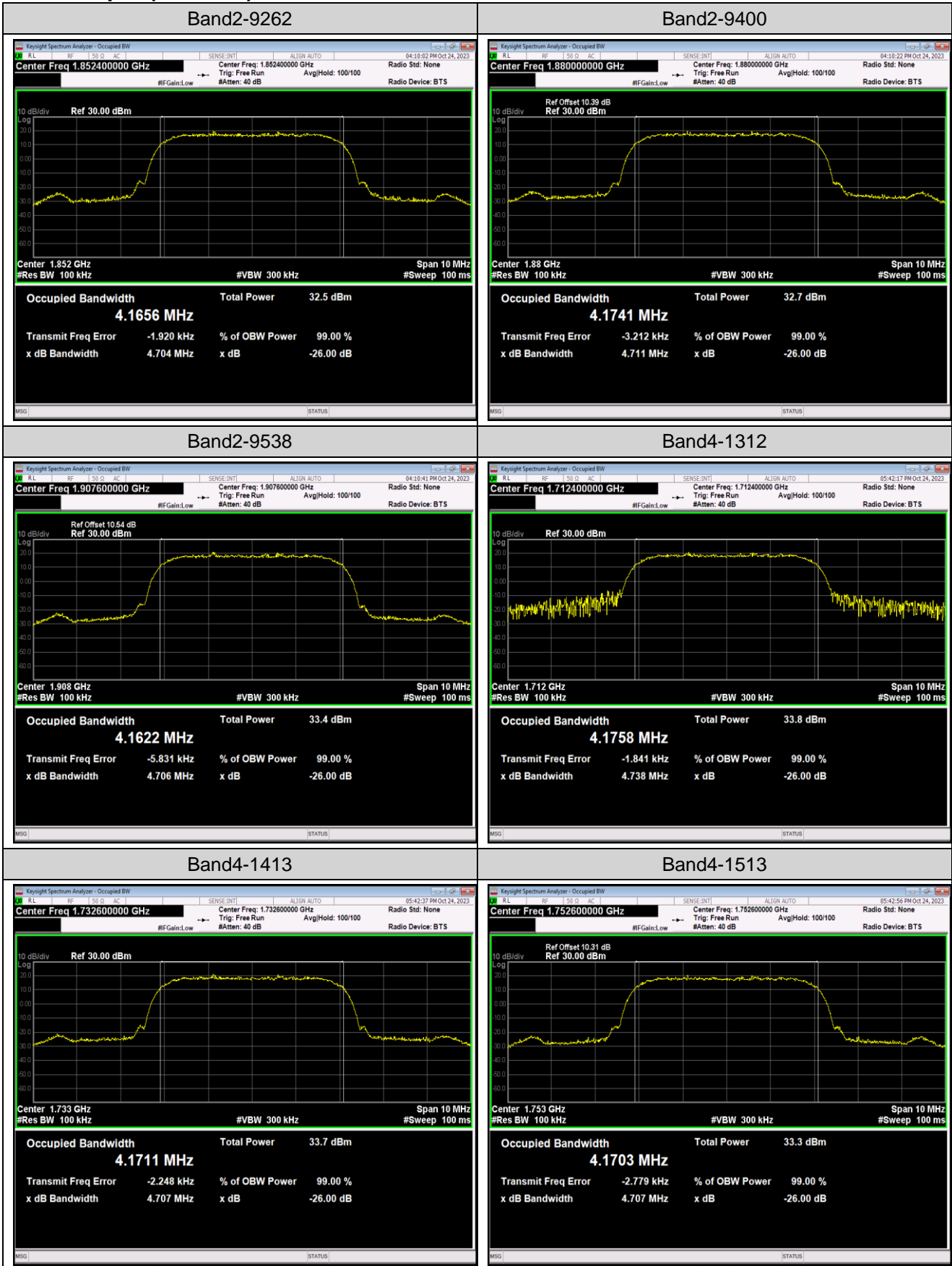


## AppendixC:26dB Bandwidth andOccupied Bandwidth

### Test Result(WCDMA)

Band	Channel	Occupied Bandwidth (MHz)	26dB Bandwidth (MHz)	Limit(kHz)	Verdict
Band2	9262	4.1656	4.704	---	PASS
Band2	9400	4.1741	4.711	---	PASS
Band2	9538	4.1622	4.706	---	PASS
Band4	1312	4.1758	4.738	---	PASS
Band4	1413	4.1711	4.707	---	PASS
Band4	1513	4.1703	4.707	---	PASS
Band5	4132	4.1587	4.708	---	PASS
Band5	4183	4.1655	4.714	---	PASS
Band5	4233	4.1599	4.695	---	PASS

Test Graphs(WCDMA)





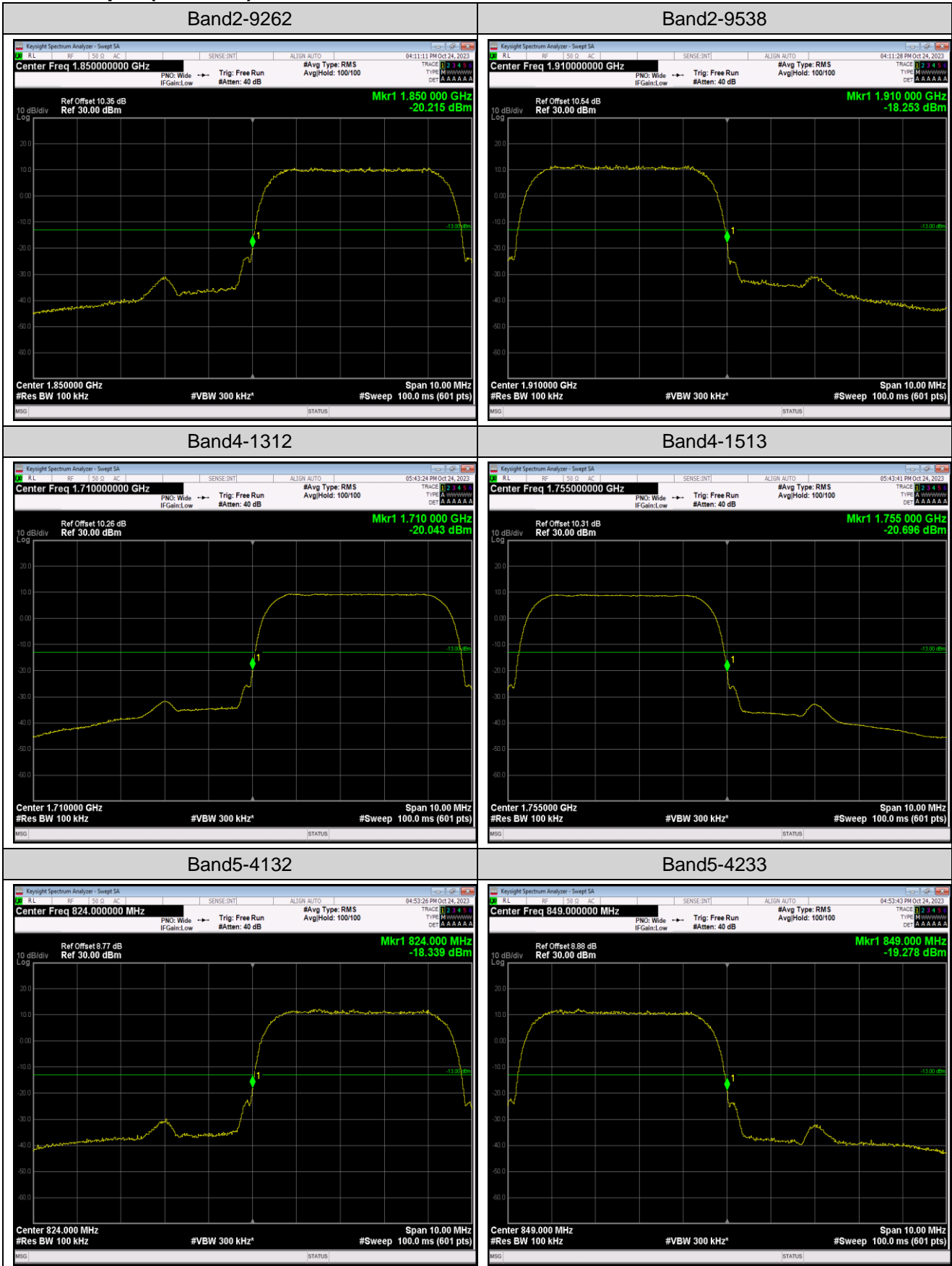
## AppendixD:Band Edge

### Test Result(WCDMA)

Band	Channel	Frequency (MHz)	Result (dBm)	Limit(dBm)	Verdict
Band2	9262	1850.00	-20.22	-13	PASS
Band2	9538	1910.00	-18.25	-13	PASS
Band4	1312	1710.00	-20.04	-13	PASS
Band4	1513	1755.00	-20.70	-13	PASS
Band5	4132	824.00	-18.34	-13	PASS
Band5	4233	849.00	-19.28	-13	PASS



Test Graphs(WCDMA)

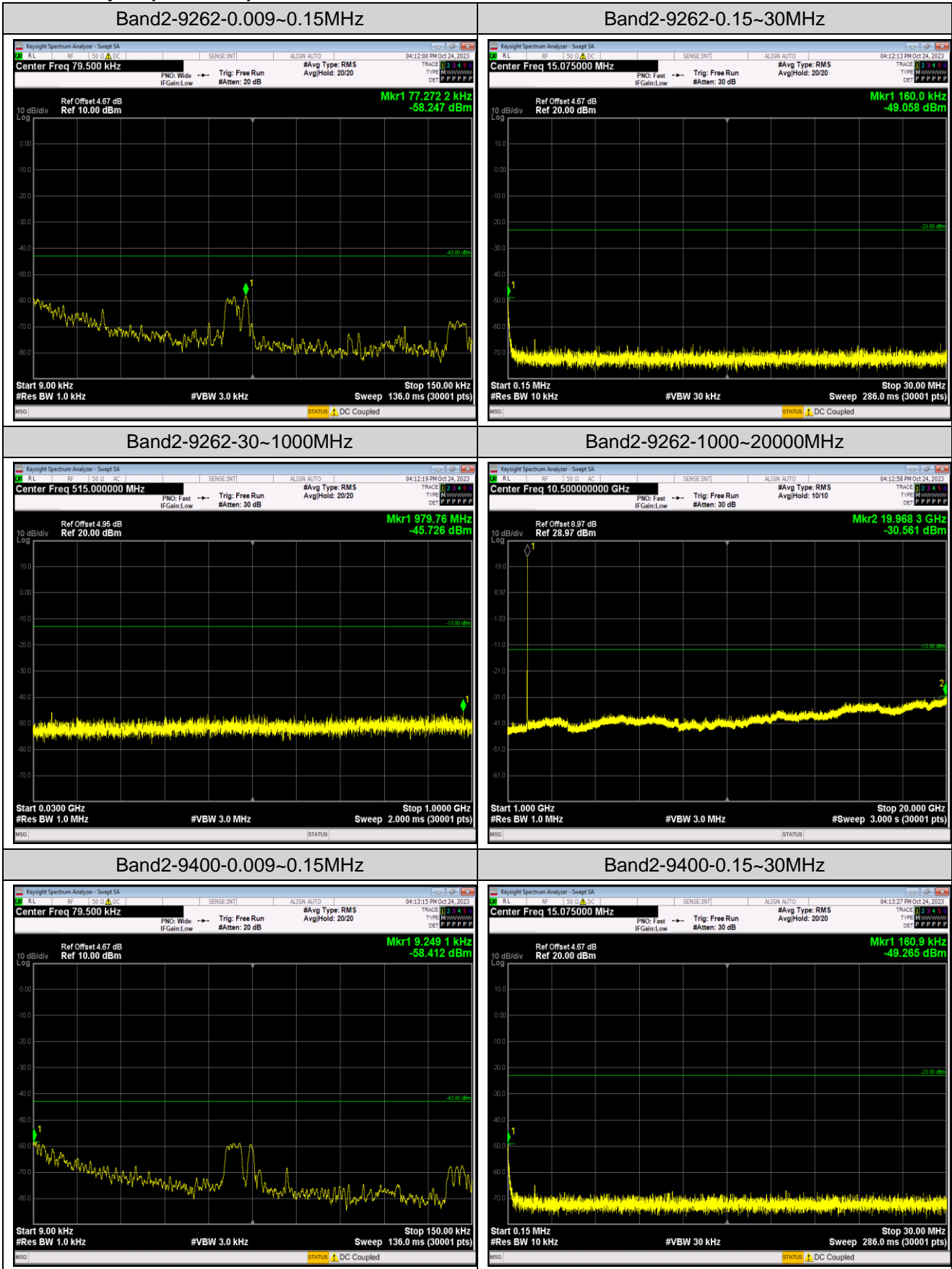


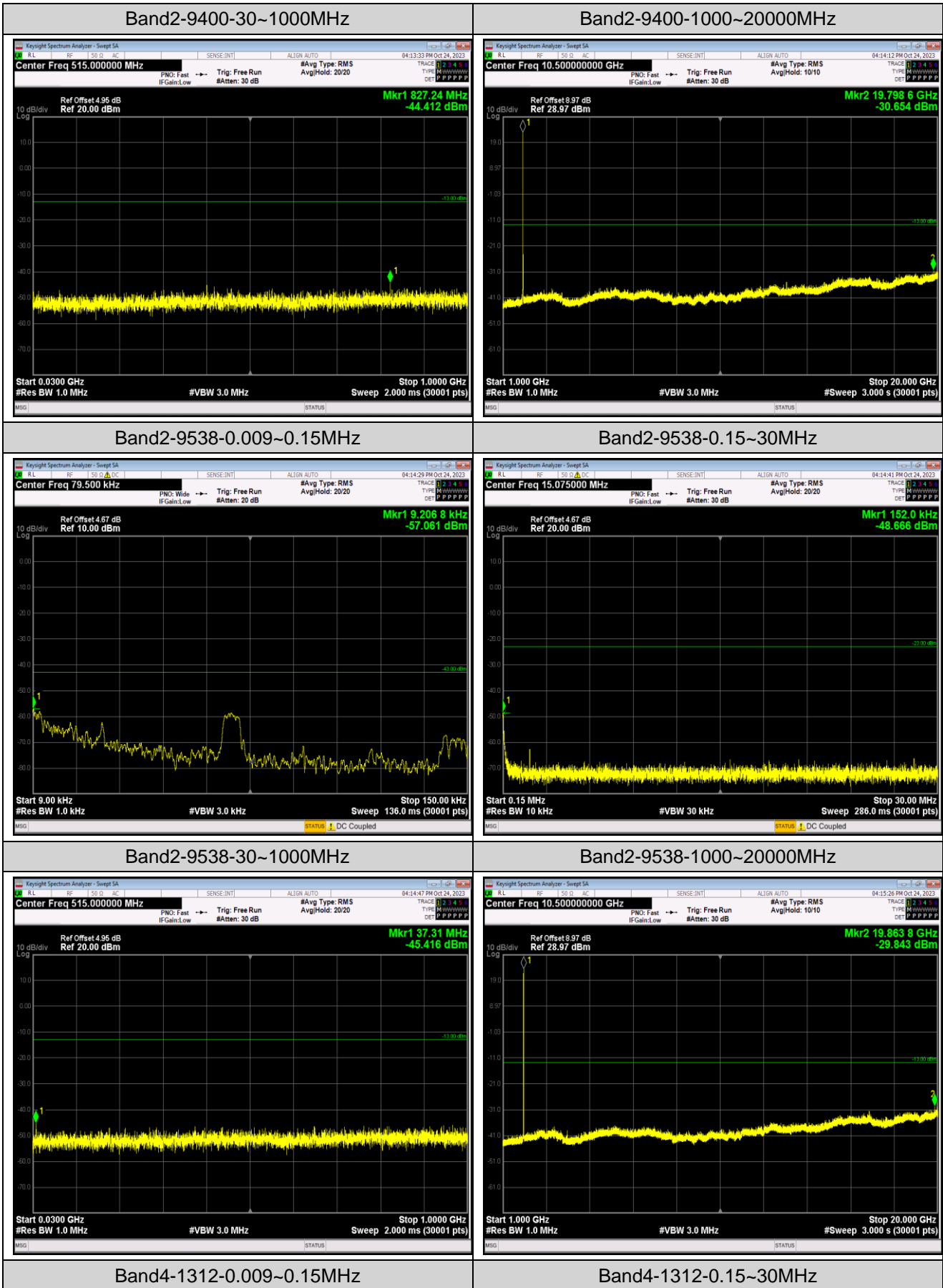
## Appendix E: Conducted Spurious Emission

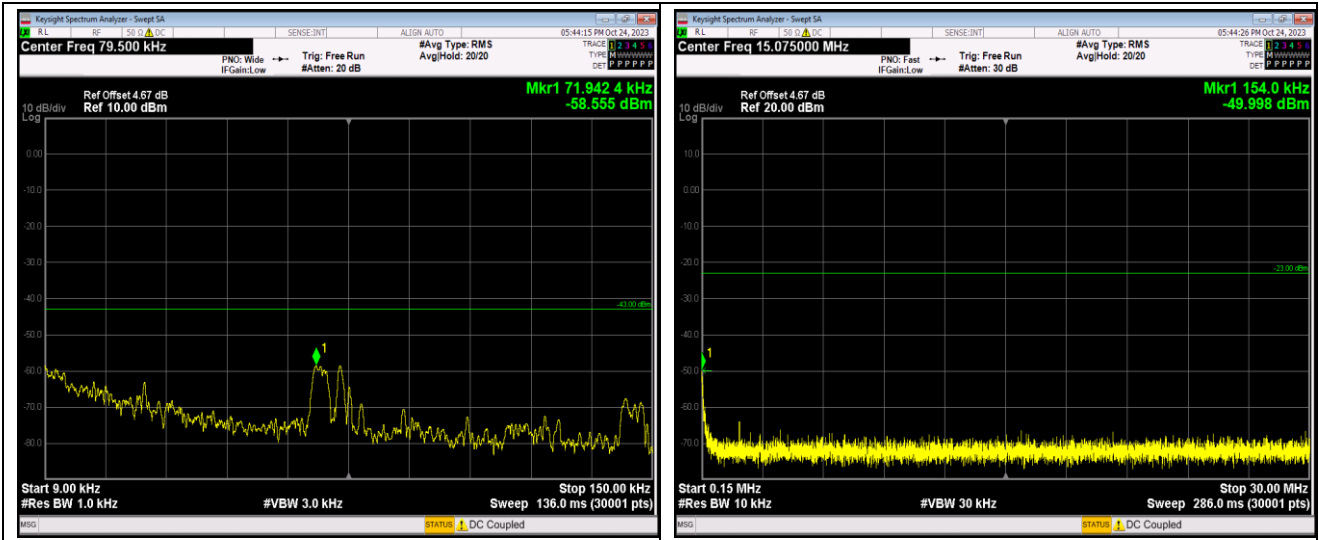
### Test Result (WCDMA)

Band	Channel	Frequency Range (Mhz)	Frequency (dBm)	Result (dBm)	Limit (dBm)	Verdict
Band2	9262	0.009~0.15MHz	0.08	-58.25	-43	PASS
Band2	9262	0.15~30MHz	0.16	-49.06	-23	PASS
Band2	9262	30~1000MHz	979.76	-45.73	-13	PASS
Band2	9262	1000~20000MHz	19968.33	-30.56	-13	PASS
Band2	9400	0.009~0.15MHz	0.01	-58.41	-43	PASS
Band2	9400	0.15~30MHz	0.16	-49.27	-23	PASS
Band2	9400	30~1000MHz	827.24	-44.41	-13	PASS
Band2	9400	1000~20000MHz	19798.6	-30.65	-13	PASS
Band2	9538	0.009~0.15MHz	0.01	-57.06	-43	PASS
Band2	9538	0.15~30MHz	0.15	-48.67	-23	PASS
Band2	9538	30~1000MHz	37.31	-45.42	-13	PASS
Band2	9538	1000~20000MHz	19863.83	-29.84	-13	PASS
Band4	1312	0.009~0.15MHz	0.07	-58.56	-43	PASS
Band4	1312	0.15~30MHz	0.15	-50	-23	PASS
Band4	1312	30~1000MHz	891.85	-45.15	-13	PASS
Band4	1312	1000~20000MHz	19991.13	-30.78	-13	PASS
Band4	1413	0.009~0.15MHz	0.01	-57.73	-43	PASS
Band4	1413	0.15~30MHz	0.15	-48.96	-23	PASS
Band4	1413	30~1000MHz	964.17	-44.95	-13	PASS
Band4	1413	1000~20000MHz	19960.1	-30.84	-13	PASS
Band4	1513	0.009~0.15MHz	0.1	-58.22	-43	PASS
Band4	1513	0.15~30MHz	0.16	-47.87	-23	PASS
Band4	1513	30~1000MHz	877.3	-46.01	-13	PASS
Band4	1513	1000~20000MHz	19685.23	-30.57	-13	PASS
Band5	4132	0.009~0.15MHz	0.01	-55.67	-33	PASS
Band5	4132	0.15~30MHz	0.15	-47.75	-13	PASS
Band5	4132	30~1000MHz	710.58	-55.07	-13	PASS
Band5	4132	1000~10000MHz	5804.8	-36.62	-13	PASS
Band5	4183	0.009~0.15MHz	0.01	-58.43	-33	PASS
Band5	4183	0.15~30MHz	0.15	-48.67	-13	PASS
Band5	4183	30~1000MHz	953.6	-54.6	-13	PASS
Band5	4183	1000~10000MHz	7337.8	-36.56	-13	PASS
Band5	4233	0.009~0.15MHz	0.08	-58.79	-33	PASS
Band5	4233	0.15~30MHz	0.15	-47.92	-13	PASS
Band5	4233	30~1000MHz	483.05	-54.79	-13	PASS
Band5	4233	1000~10000MHz	5903.2	-36.68	-13	PASS

Test Graphs(WCDMA)

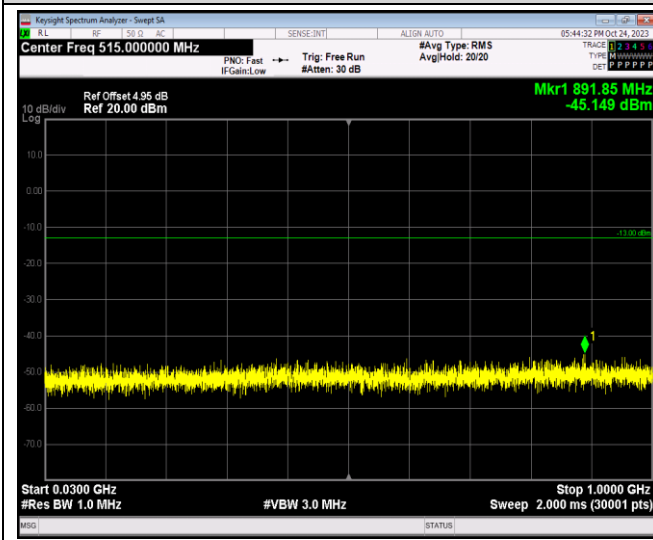




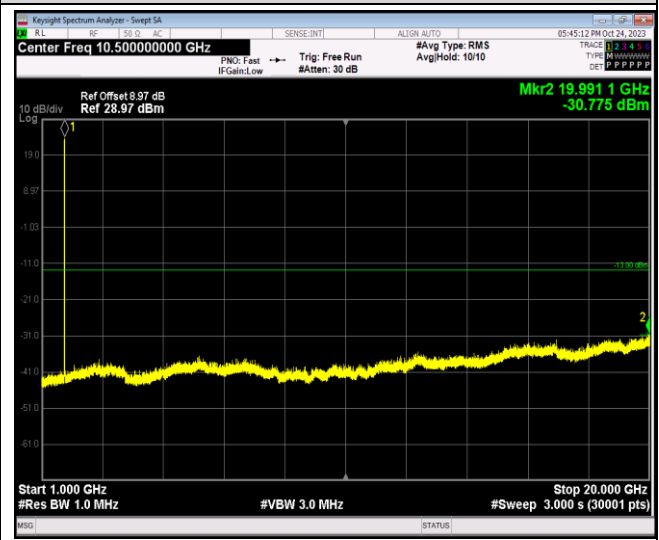


Band4-1312-30~1000MHz

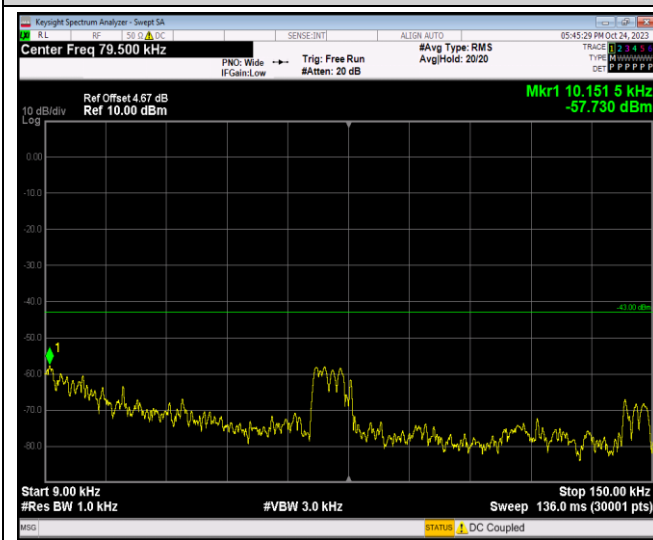
Band4-1312-1000~20000MHz



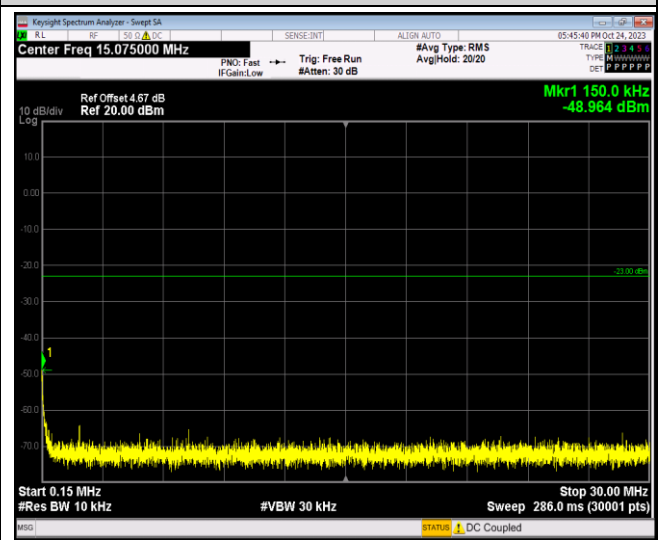
Band4-1413-0.009~0.15MHz



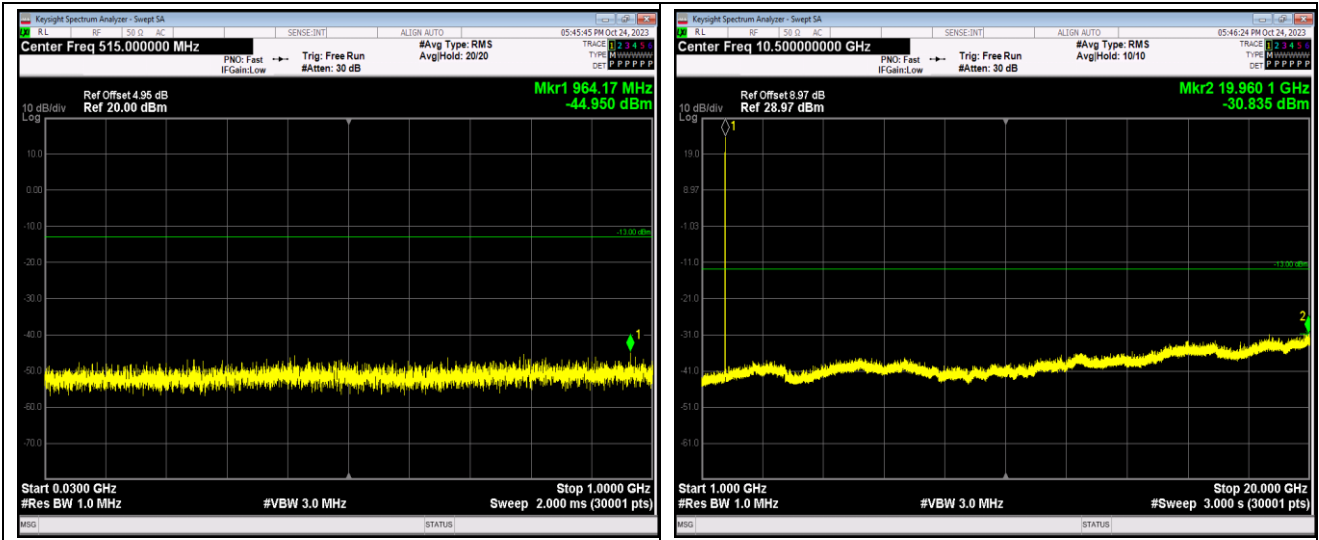
Band4-1413-0.15~30MHz



Band4-1413-30~1000MHz

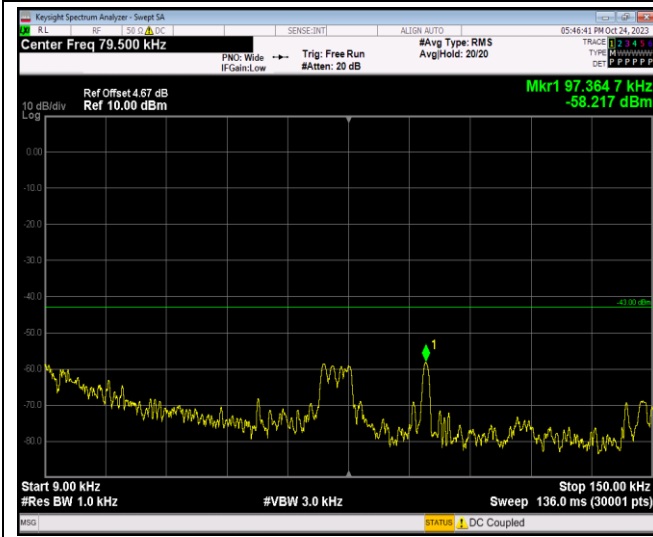


Band4-1413-1000~20000MHz

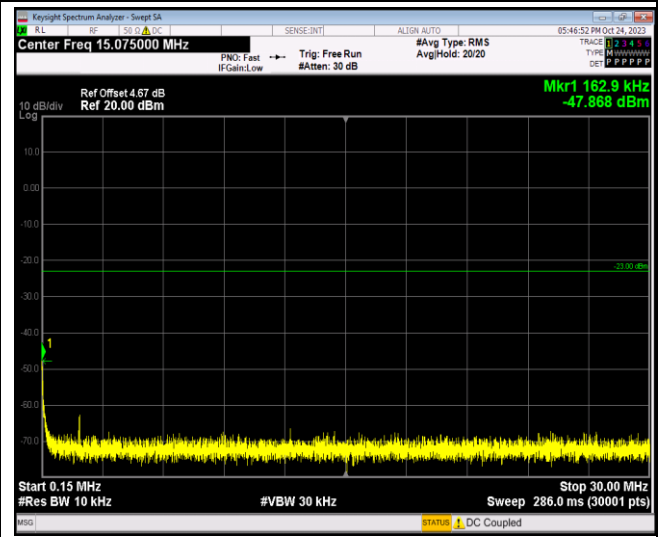


Band4-1513-0.009~0.15MHz

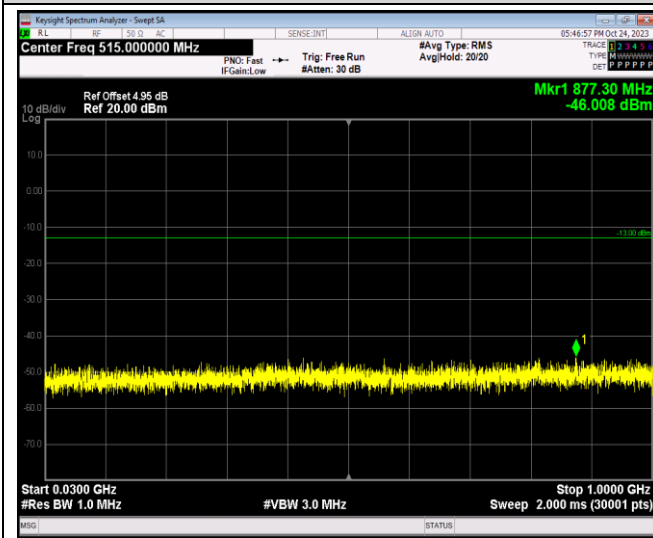
Band4-1513-0.15~30MHz



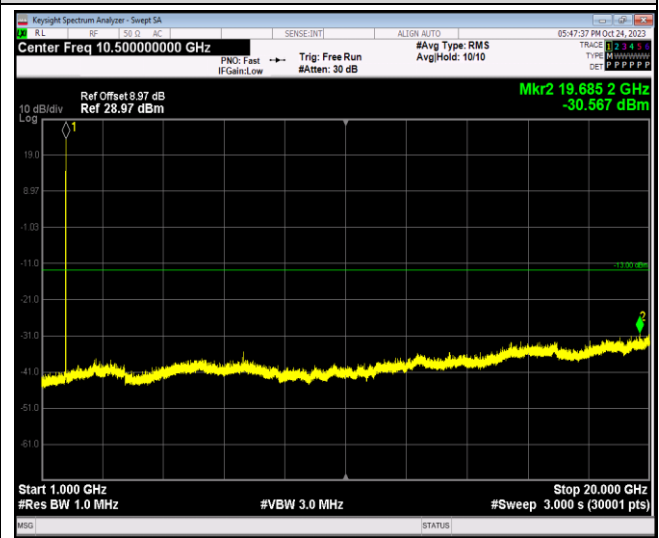
Band4-1513-30~1000MHz



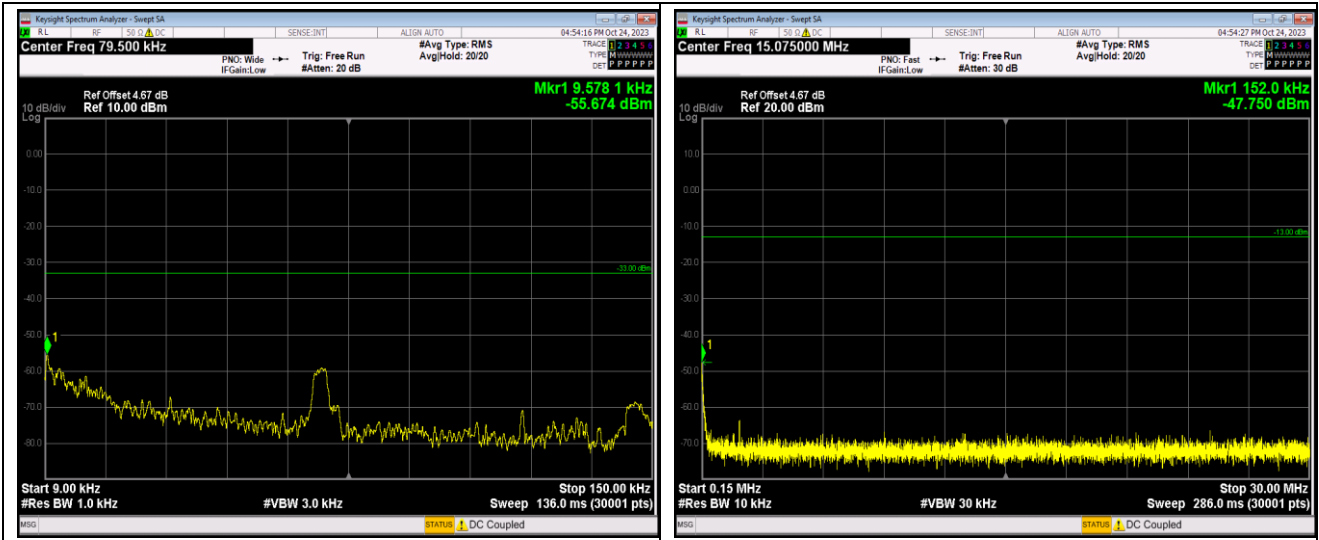
Band4-1513-1000~20000MHz



Band5-4132-0.009~0.15MHz

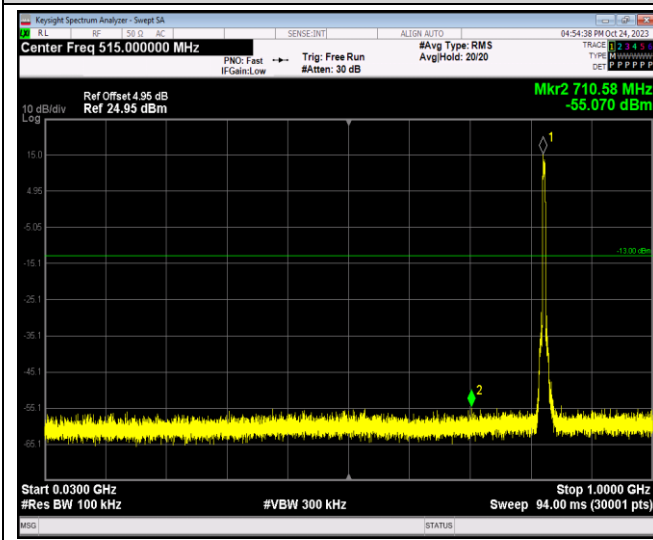


Band5-4132-0.15~30MHz

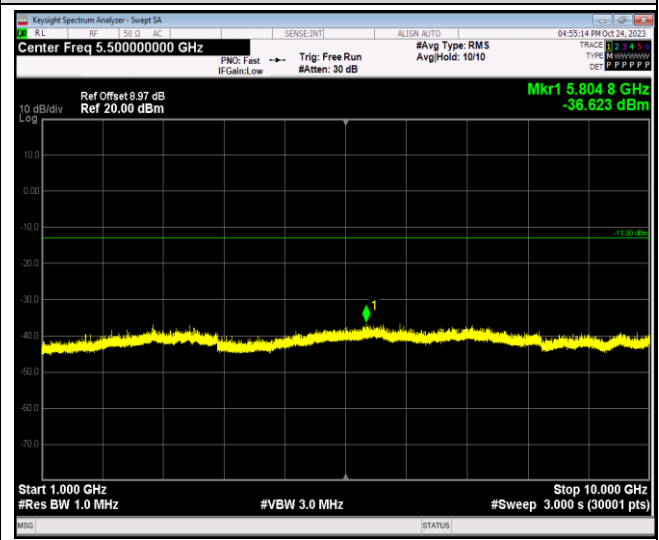


Band5-4132-30~1000MHz

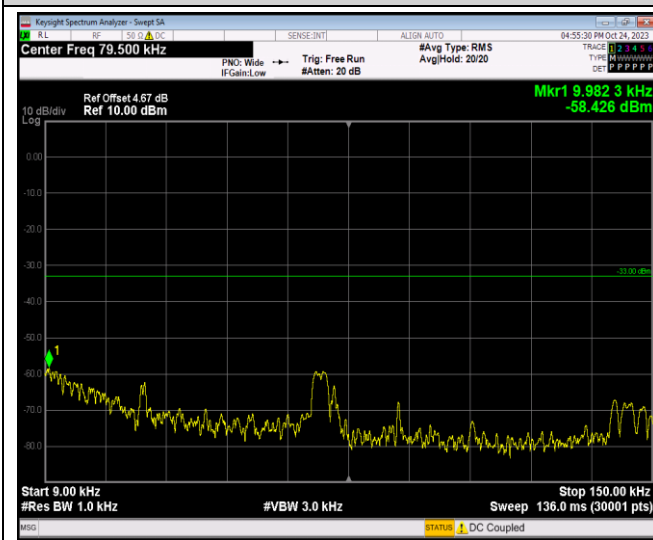
Band5-4132-1000~10000MHz



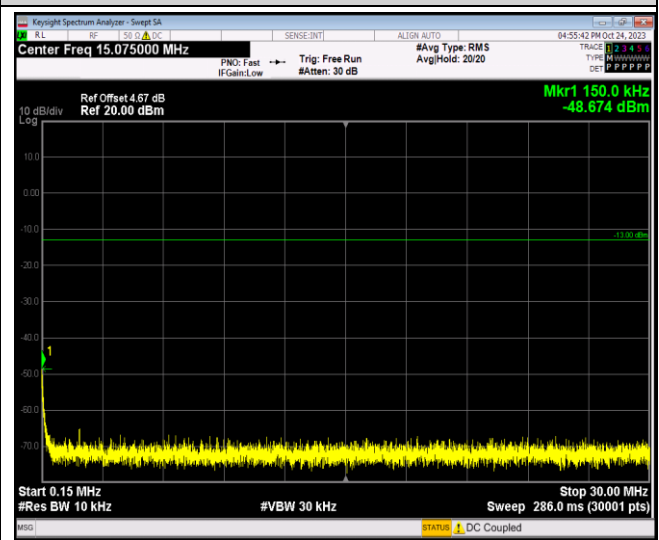
Band5-4183-0.009~0.15MHz



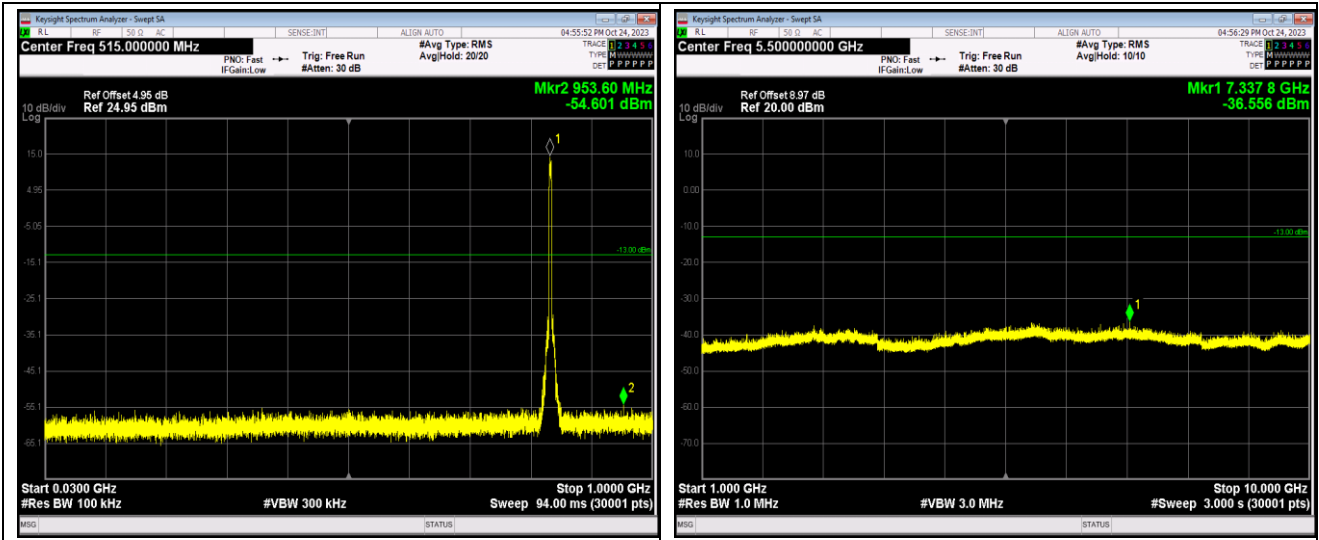
Band5-4183-0.15~30MHz



Band5-4183-30~1000MHz

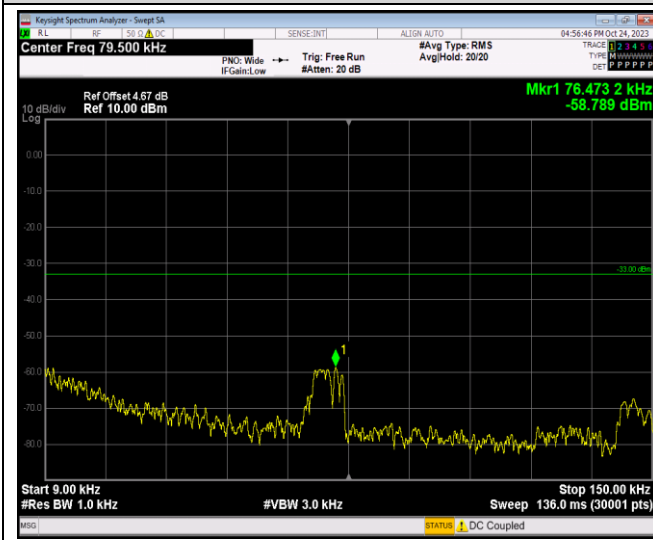


Band5-4183-1000~10000MHz

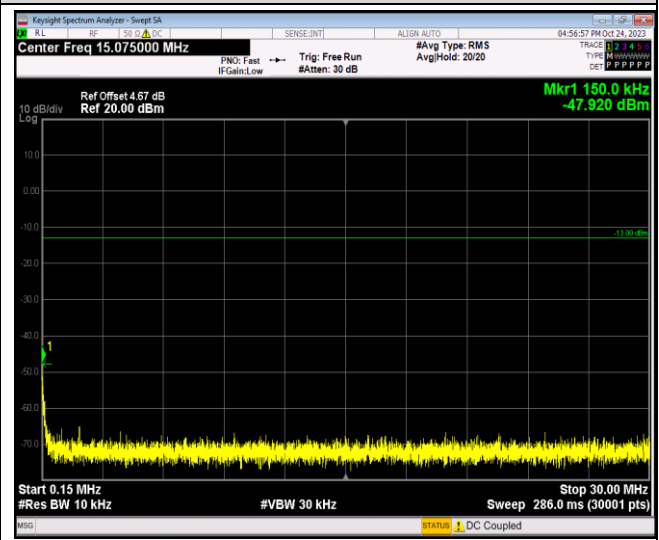


Band5-4233-0.009~0.15MHz

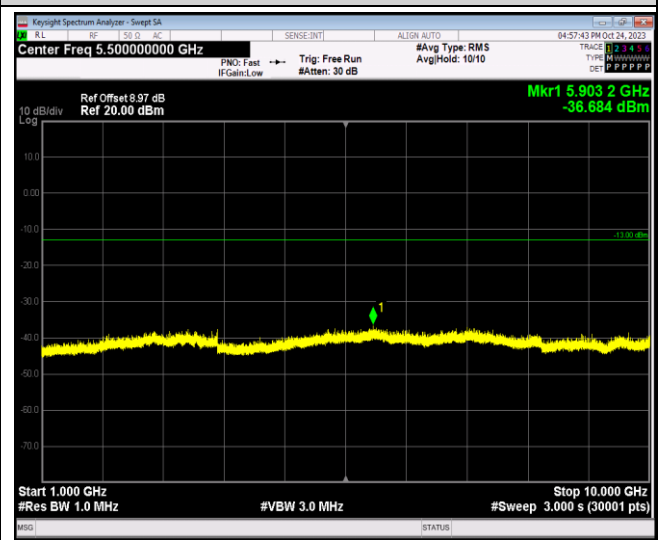
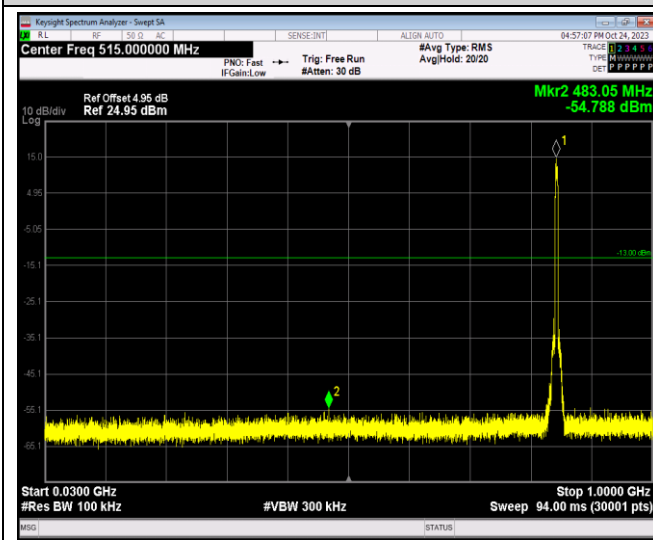
Band5-4233-0.15~30MHz



Band5-4233-30~1000MHz



Band5-4233-1000~10000MHz





## Appendix F: Frequency Stability

### Test Result

Reference Frequency: WCDMA BAND V 12.2k RMC Middle channel=4183 Frequency=836.6MHz					
Temperature					
Power supplied (Vdc)	Temperature (°C)	Frequency error		Limit (ppm)	Result
		Hz	ppm		
3.85	-30	-11.55	-0.013806	±2.5	Pass
	-20	-13.33	-0.015934		
	-10	-10.43	-0.012467		
	0	-12.97	-0.015503		
	10	-8.15	-0.009742		
	20	-8.71	-0.010411		
	30	-8.33	-0.009957		
	40	-7.06	-0.008439		
	50	-9.79	-0.011702		
Voltage					
Temperature (°C)	Power supplied (Vdc)	Frequency error		Limit (ppm)	Result
		Hz	ppm		
25	3.50	-12.36	-0.014774	±2.5	Pass
	3.85	-12.42	-0.014846		
	4.40	-13.25	-0.015838		
Remark: All channel had been tested, but only the worst case data displayed in this report.					

Reference Frequency: WCDMA BAND IV 12.2k RMC Middle Frequency=1413 channel=1732.6MHz					
Temperature					
Power supplied (Vdc)	Temperature (°C)	Frequency error		Limit (ppm)	Result
		Hz	ppm		
3.85	-30	-13.91	-0.008028	Within authorized band for BAND IV	Pass
	-20	-15.31	-0.008836		
	-10	-13.46	-0.007769		
	0	-11.11	-0.006412		
	10	-15.49	-0.008940		
	20	-13.27	-0.007659		
	30	-13.67	-0.007890		
	40	-11.99	-0.006920		
	50	-11.51	-0.006643		
Voltage					
Temperature (°C)	Power supplied (Vdc)	Frequency error		Limit (ppm)	Result
		Hz	ppm		
25	3.50	-13.17	-0.007601	Within authorized band for BAND IV	Pass
	3.85	-16.94	-0.009777		
	4.40	-15.49	-0.008940		
Remark: All channel had been tested, but only the worst case data displayed in this report.					

Reference Frequency: WCDMA BAND II 12.2k RMC Middle Frequency=9400 channel=1880MHz					
Temperature					
Power supplied (Vdc)	Temperature (°C)	Frequency error		Limit (ppm)	Result
		Hz	ppm		
3.85	-30	-10.07	-0.005356	Within authorized band for BAND II	Pass
	-20	-11.74	-0.006245		
	-10	-14.17	-0.007537		
	0	-15.76	-0.008383		
	10	-10.96	-0.005830		
	20	-12.97	-0.006899		
	30	-10.66	-0.005670		
	40	-14.98	-0.007968		
	50	-12.06	-0.006415		
Voltage					
Temperature (°C)	Power supplied (Vdc)	Frequency error		Limit (ppm)	Result
		Hz	ppm		
25	3.50	-11.84	-0.006298	Within authorized band for BAND II	Pass
	3.85	-15.10	-0.008032		
	4.40	-14.05	-0.007473		
<i>Remark: All channel had been tested, but only the worst case data displayed in this report.</i>					

## Appendix G: Modulation Characteristics

### Test Result

Band	Channel	Result	Verdict
Band2	9400	PASS	PASS
Band4	1413	PASS	PASS
Band5	4183	PASS	PASS

Remark: All channel had been tested, but only the worst case data displayed in this report.

### Test Graphs

