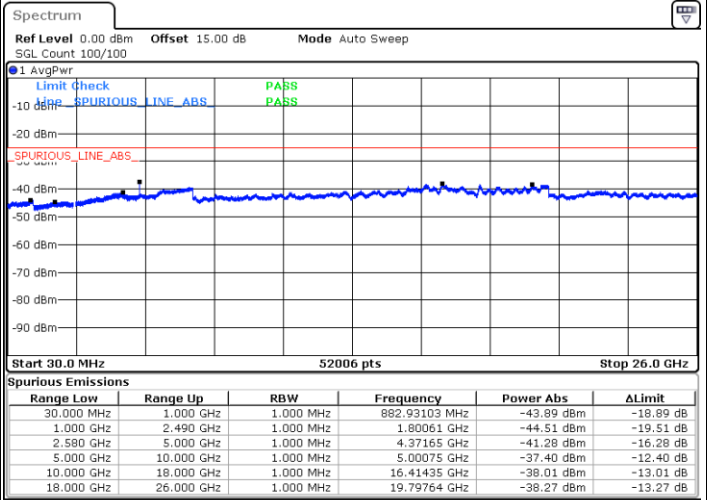
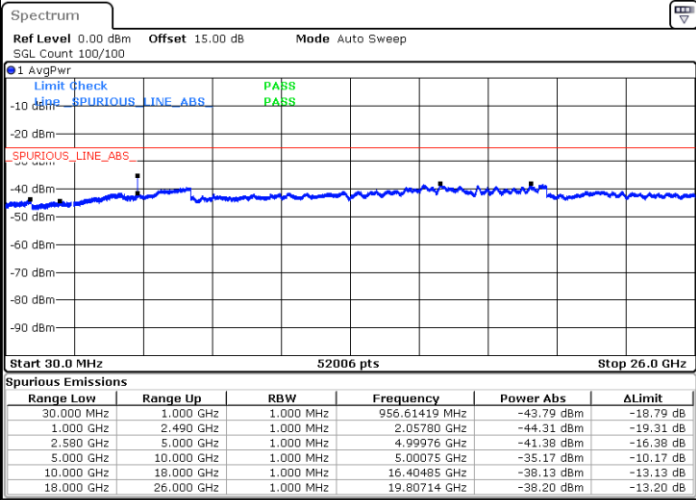




LTE Band 7 / 5MHz

Lowest Channel / QPSK

Lowest Channel / 16QAM

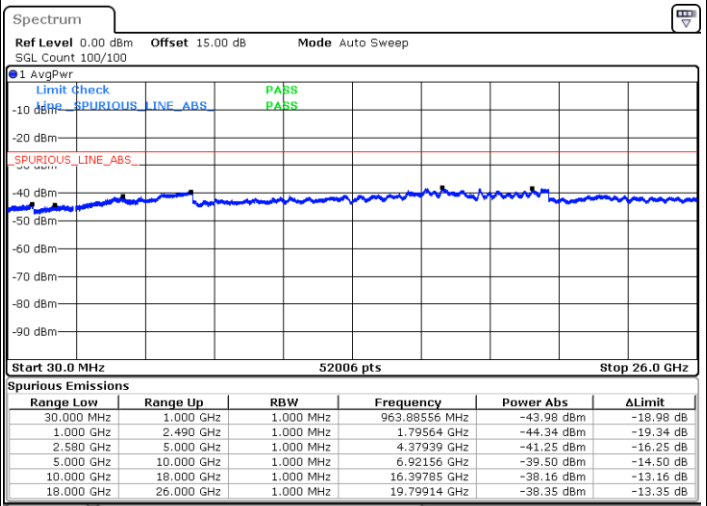
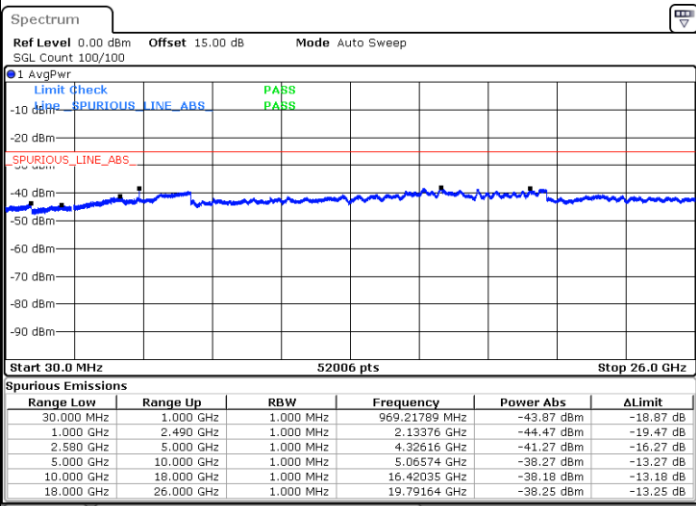


Date: 18 JUL 2018 09:53:23

Date: 18 JUL 2018 09:54:15

Middle Channel / QPSK

Middle Channel / 16QAM



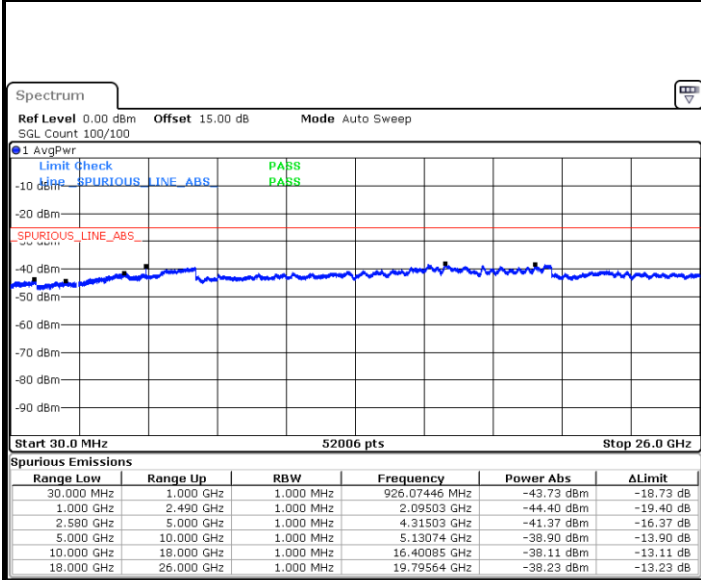
Date: 18 JUL 2018 09:55:47

Date: 18 JUL 2018 09:56:40



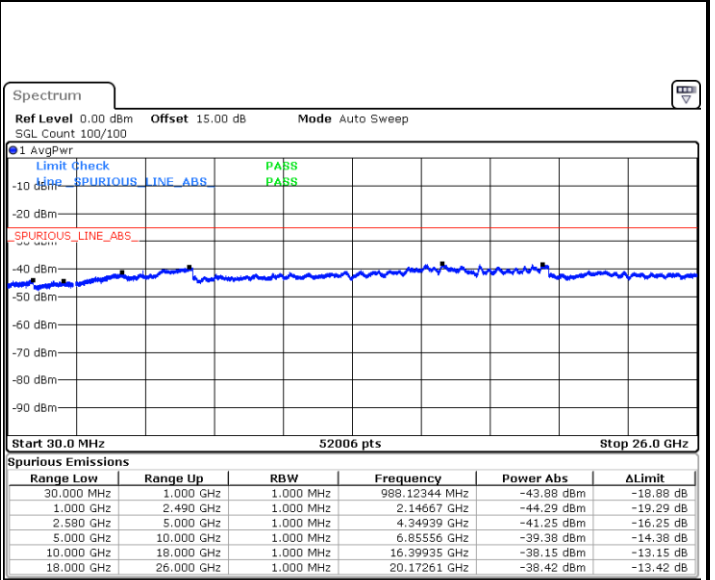
LTE Band 7 / 5MHz

Highest Channel / QPSK



Date: 18 JUL 2018 10:02:45

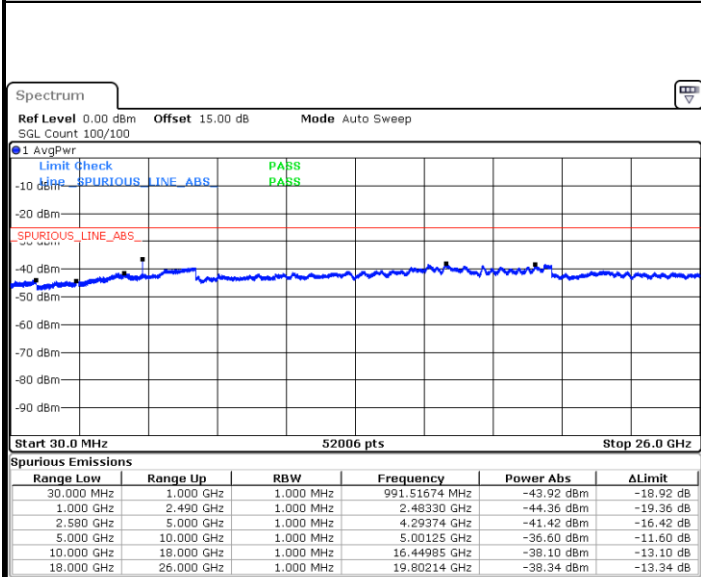
Highest Channel / 16QAM



Date: 18 JUL 2018 10:03:37

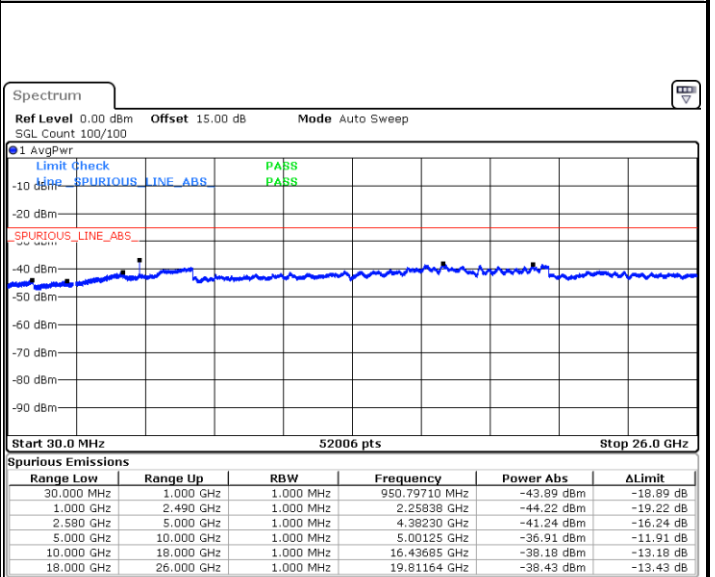
LTE Band 7 / 10MHz

Lowest Channel / QPSK



Date: 18 JUL 2018 10:09:42

Lowest Channel / 16QAM



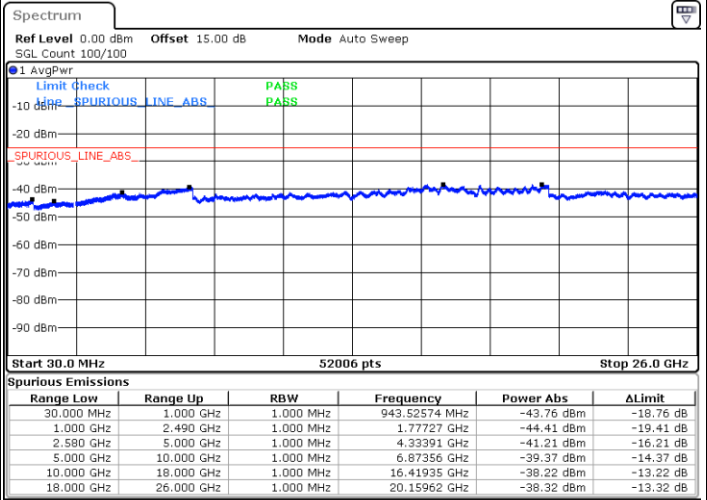
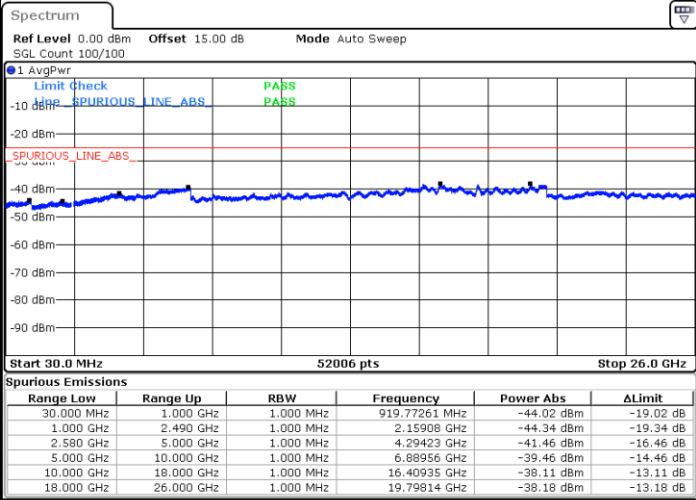
Date: 18 JUL 2018 10:10:35



LTE Band 7 / 10MHz

Middle Channel / QPSK

Middle Channel / 16QAM

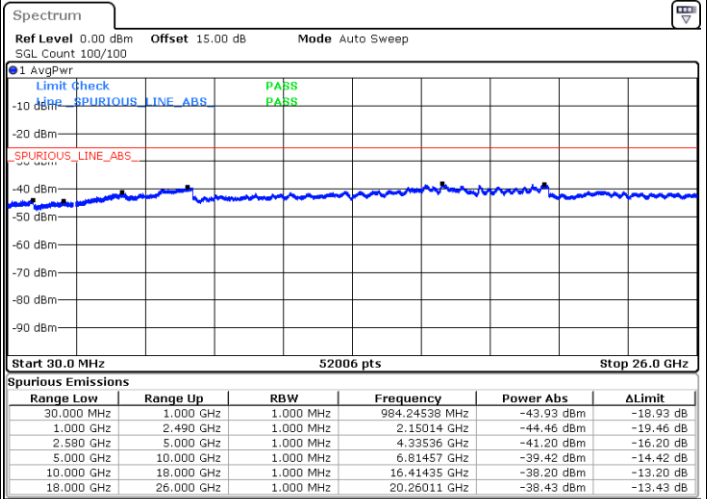
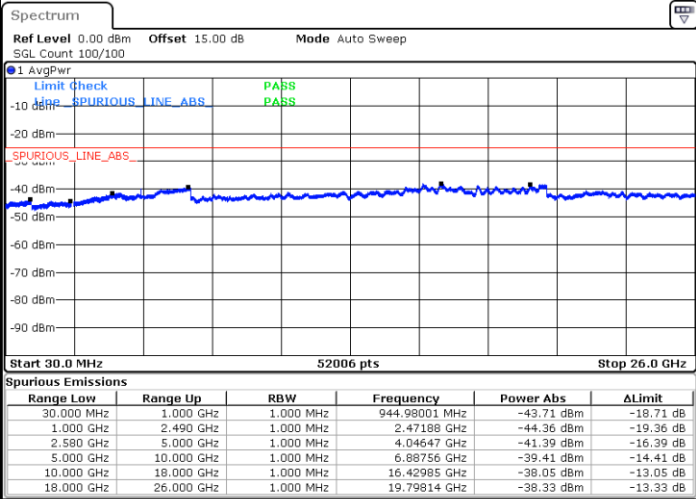


Date: 18 JUL 2018 10:12:06

Date: 18 JUL 2018 10:12:59

Highest Channel / QPSK

Highest Channel / 16QAM



Date: 18 JUL 2018 10:19:04

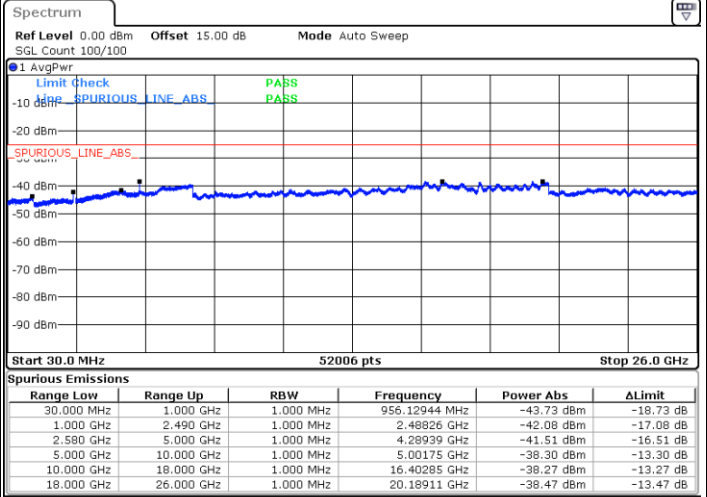
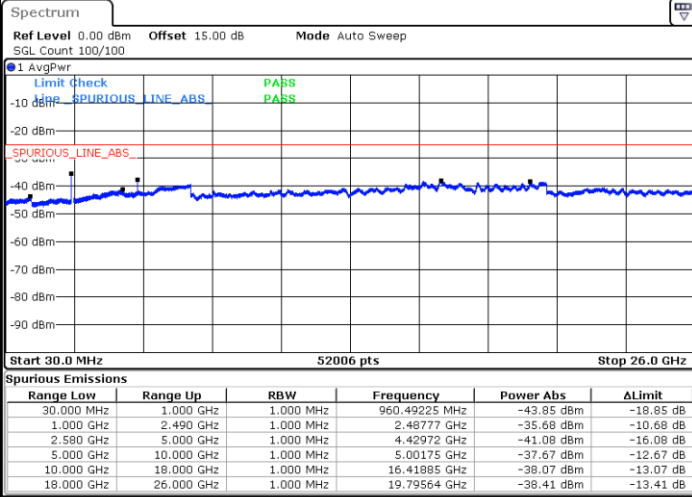
Date: 18 JUL 2018 10:19:56



LTE Band 7 / 15MHz

Lowest Channel / QPSK

Lowest Channel / 16QAM

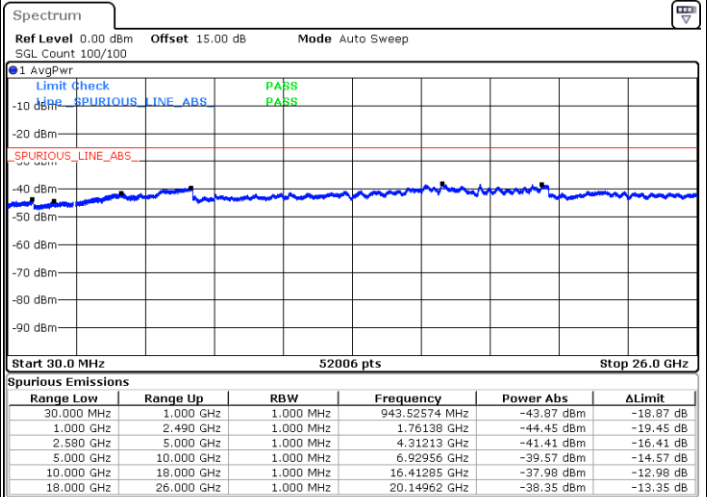
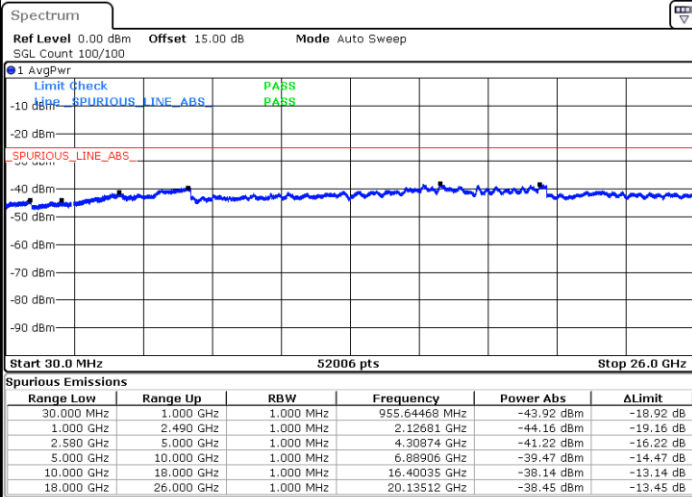


Date: 18 JUL 2018 10:26:03

Date: 18 JUL 2018 10:26:56

Middle Channel / QPSK

Middle Channel / 16QAM



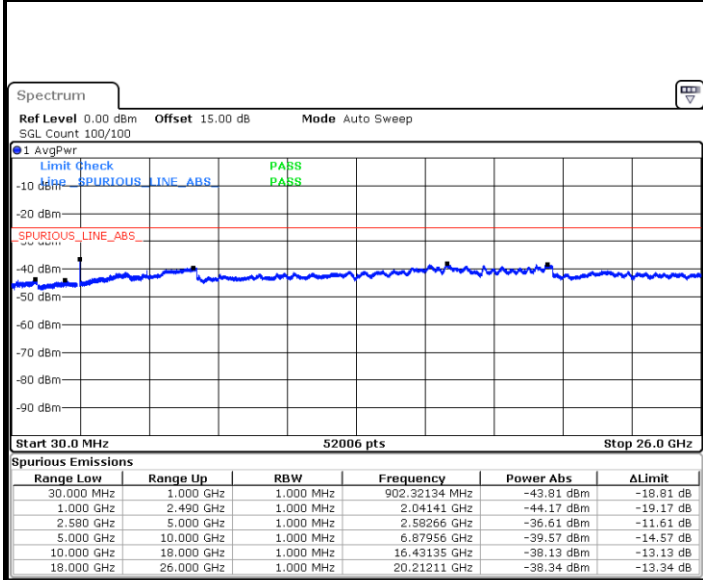
Date: 18 JUL 2018 10:28:27

Date: 18 JUL 2018 10:29:20



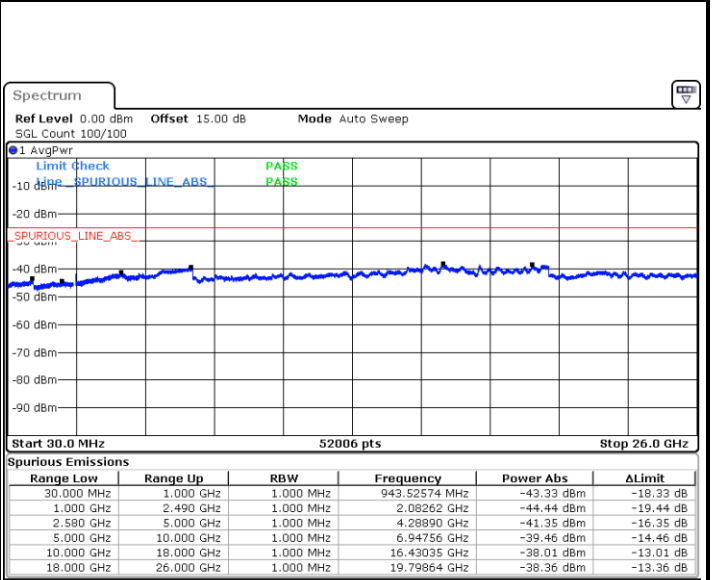
LTE Band7 / 15MHz

Highest Channel / QPSK



Date: 18 JUL 2018 10:35:25

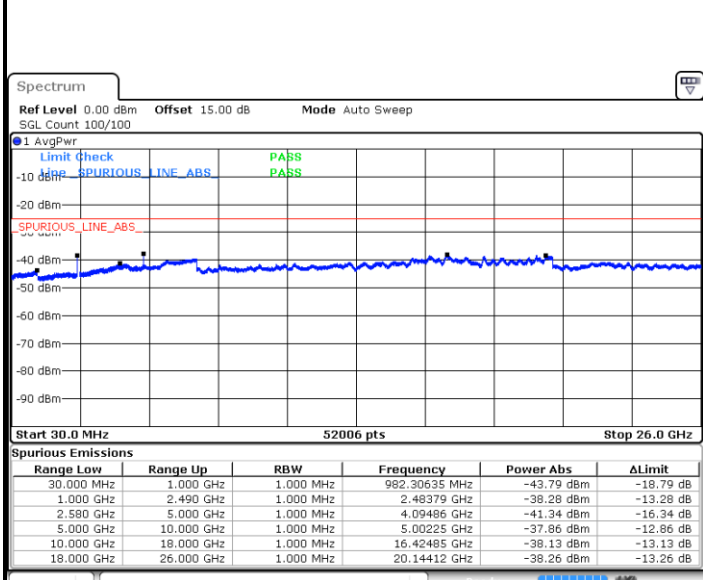
Highest Channel / 16QAM



Date: 18 JUL 2018 10:36:18

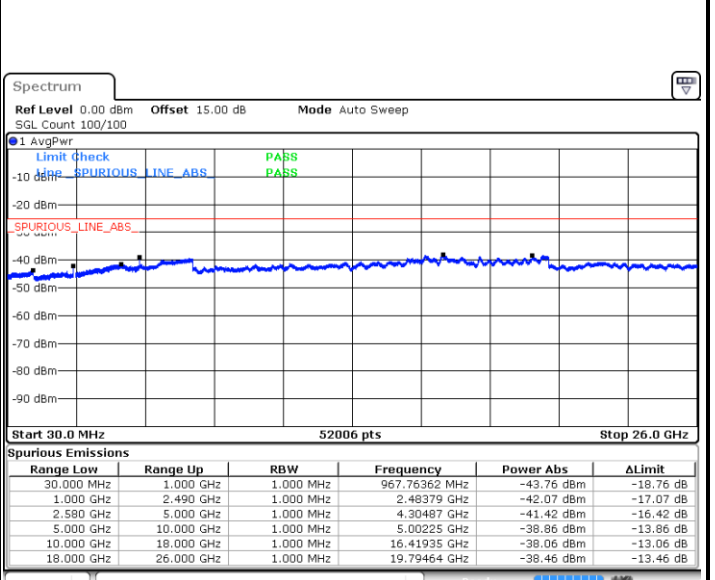
LTE Band 7 / 20MHz

Lowest Channel / QPSK



Date: 18 JUL 2018 10:42:24

Lowest Channel / 16QAM



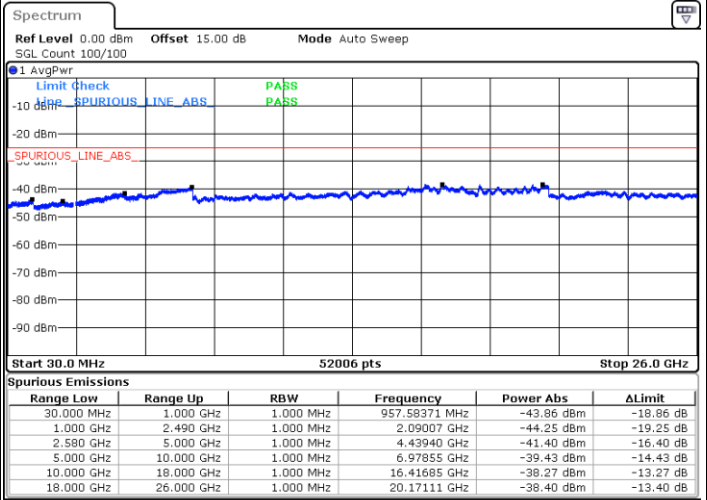
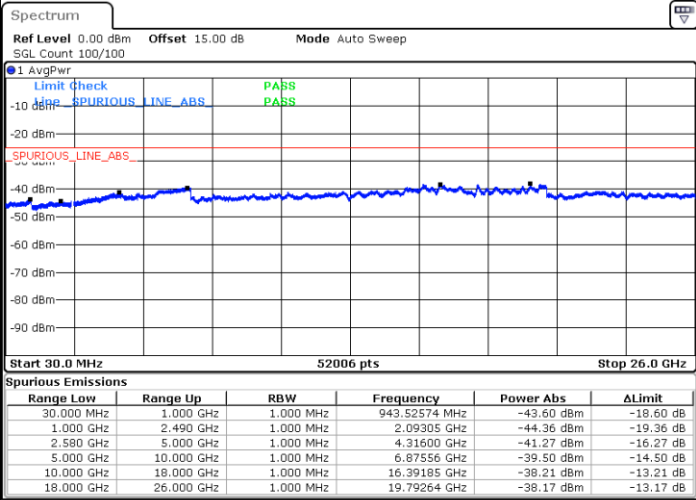
Date: 18 JUL 2018 10:43:16



LTE Band 7 / 20MHz

Middle Channel / QPSK

Middle Channel / 16QAM

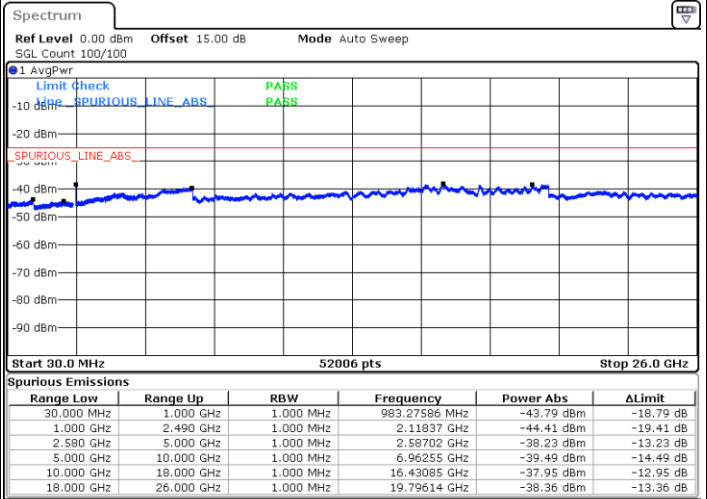
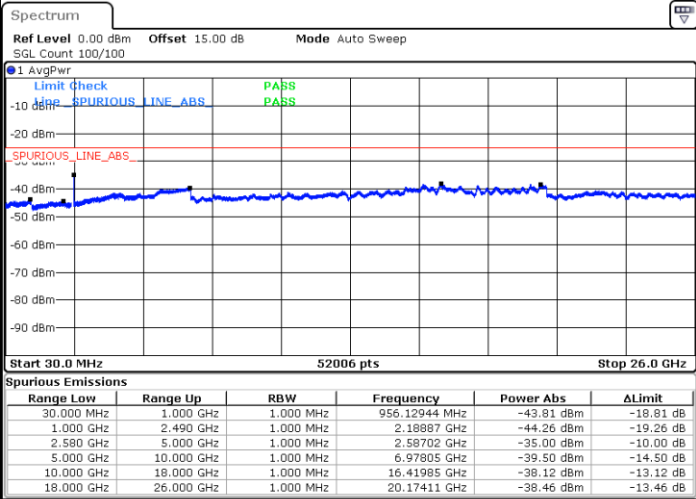


Date: 18 JUL 2018 10:44:48

Date: 18 JUL 2018 10:45:41

Highest Channel / QPSK

Highest Channel / 16QAM



Date: 18 JUL 2018 10:51:49

Date: 18 JUL 2018 10:52:41



Frequency Stability

Test Conditions		LTE Band 2 (QPSK) / Middle Channel	Limit
Temperature (°C)	Voltage (Volt)	BW 10MHz	Note 2.
		Deviation (ppm)	Result
50	Normal Voltage	0.0038	PASS
40	Normal Voltage	0.0082	
30	Normal Voltage	0.0009	
20(Ref.)	Normal Voltage	0.0000	
10	Normal Voltage	0.0031	
0	Normal Voltage	0.0004	
-10	Normal Voltage	0.0013	
-20	Normal Voltage	0.0011	
-30	Normal Voltage	0.0041	
20	Maximum Voltage	0.0008	
20	Normal Voltage	0.0000	
20	Battery End Point	0.0001	

Note:

1. Normal Voltage =3.8 V. ; Battery End Point (BEP) =3.6 V. ; Maximum Voltage =4.35 V.
2. Note: The frequency fundamental emissions stay within the authorized frequency block.



Test Conditions		LTE Band 4 (QPSK) / Middle Channel	Limit
Temperature (°C)	Voltage (Volt)	BW 10MHz	Note 2.
		Deviation (ppm)	Result
50	Normal Voltage	0.0006	PASS
40	Normal Voltage	0.0050	
30	Normal Voltage	0.0039	
20(Ref.)	Normal Voltage	0.0000	
10	Normal Voltage	0.0017	
0	Normal Voltage	0.0014	
-10	Normal Voltage	0.0059	
-20	Normal Voltage	0.0000	
-30	Normal Voltage	0.0048	
20	Maximum Voltage	0.0002	
20	Normal Voltage	0.0000	
20	Battery End Point	0.0044	

Note:

1. Normal Voltage =3.8 V. ; Battery End Point (BEP) =3.6 V. ; Maximum Voltage =4.35 V.
2. Note: The frequency fundamental emissions stay within the authorized frequency block.



Test Conditions		LTE Band 5 (QPSK) / Middle Channel	Limit
Temperature (°C)	Voltage (Volt)	BW 10MHz	2.5ppm
		Deviation (ppm)	Result
50	Normal Voltage	0.0025	PASS
40	Normal Voltage	0.0013	
30	Normal Voltage	0.0027	
20(Ref.)	Normal Voltage	0.0000	
10	Normal Voltage	0.0022	
0	Normal Voltage	0.0012	
-10	Normal Voltage	0.0029	
-20	Normal Voltage	0.0037	
-30	Normal Voltage	0.0013	
20	Maximum Voltage	0.0019	
20	Normal Voltage	0.0000	
20	Battery End Point	0.0009	

Note: Normal Voltage =3.8 V. ; Battery End Point (BEP) =3.6 V. ; Maximum Voltage =4.35 V.



Test Conditions		LTE Band 7 (QPSK) / Middle Channel	Limit
Temperature (°C)	Voltage (Volt)	BW 10MHz	Note 2.
		Deviation (ppm)	Result
50	Normal Voltage	0.0090	PASS
40	Normal Voltage	0.0107	
30	Normal Voltage	0.0006	
20(Ref.)	Normal Voltage	0.0000	
10	Normal Voltage	0.0014	
0	Normal Voltage	0.0030	
-10	Normal Voltage	0.0042	
-20	Normal Voltage	0.0082	
-30	Normal Voltage	0.0045	
20	Maximum Voltage	0.0064	
20	Normal Voltage	0.0000	
20	Battery End Point	0.0064	

Note:

1. Normal Voltage =3.8 V. ; Battery End Point (BEP) =3.6 V. ; Maximum Voltage =4.35 V.
2. Note: The frequency fundamental emissions stay within the authorized frequency block.



Appendix B. Test Results of Radiated Test

Radiated Spurious Emission

LTE Band 2 / 1.4MHz / QPSK									
Channel	Frequency (MHz)	EIRP (dBm)	Limit (dBm)	Over Limit (dB)	SPA Reading (dBm)	S.G. Power (dBm)	TX Cable loss (dB)	TX Antenna Gain (dBi)	Polarization (H/V)
Middle	3758.92	-50.92	-13	-37.92	-64.54	-58.50	5.02	12.60	H
	5638.38	-64.81	-13	-51.81	-81.41	-70.61	7.30	13.10	H
	7517.84	-62.03	-13	-49.03	-82.01	-65.60	7.73	11.30	H
	3758.92	-56.44	-13	-43.44	-70.77	-64.02	5.02	12.60	V
	5638.38	-65.14	-13	-52.14	-81.67	-70.94	7.30	13.10	V
	7517.84	-62.31	-13	-49.31	-81.95	-65.88	7.73	11.30	V

Remark: Spurious emissions within 30-1000MHz were found more than 20dB below limit line.

LTE Band 2 / 3MHz / QPSK									
Channel	Frequency (MHz)	EIRP (dBm)	Limit (dBm)	Over Limit (dB)	SPA Reading (dBm)	S.G. Power (dBm)	TX Cable loss (dB)	TX Antenna Gain (dBi)	Polarization (H/V)
Middle	3757.48	-50.76	-13	-37.76	-64.38	-58.34	5.02	12.60	H
	5636.22	-64.83	-13	-51.83	-81.43	-70.63	7.30	13.10	H
	7514.96	-61.90	-13	-48.90	-81.88	-65.47	7.73	11.30	H
	3757.48	-55.93	-13	-42.93	-70.26	-63.51	5.02	12.60	V
	5636.22	-65.00	-13	-52.00	-81.53	-70.80	7.30	13.10	V
	7514.96	-62.24	-13	-49.24	-81.88	-65.81	7.73	11.30	V

Remark: Spurious emissions within 30-1000MHz were found more than 20dB below limit line.



LTE Band 2 / 5MHz / QPSK									
Channel	Frequency (MHz)	EIRP (dBm)	Limit (dBm)	Over Limit (dB)	SPA Reading (dBm)	S.G. Power (dBm)	TX Cable loss (dB)	TX Antenna Gain (dBi)	Polarization (H/V)
Middle	3755.68	-52.98	-13	-39.98	-66.60	-60.56	5.02	12.60	H
	5633.52	-64.86	-13	-51.86	-81.46	-70.66	7.30	13.10	H
	7511.36	-61.76	-13	-48.76	-81.74	-65.33	7.73	11.30	H
	3755.68	-56.49	-13	-43.49	-70.82	-64.07	5.02	12.60	V
	5633.52	-65.04	-13	-52.04	-81.57	-70.84	7.30	13.10	V
	7511.36	-62.25	-13	-49.25	-81.89	-65.82	7.73	11.30	V

Remark: Spurious emissions within 30-1000MHz were found more than 20dB below limit line.

LTE Band 2 / 10MHz / QPSK									
Channel	Frequency (MHz)	EIRP (dBm)	Limit (dBm)	Over Limit (dB)	SPA Reading (dBm)	S.G. Power (dBm)	TX Cable loss (dB)	TX Antenna Gain (dBi)	Polarization (H/V)
Middle	3751.18	-52.94	-13	-39.94	-66.56	-60.52	5.02	12.60	H
	5626.77	-64.31	-13	-51.31	-80.91	-70.11	7.30	13.10	H
	7502	-61.63	-13	-48.63	-81.61	-65.20	7.73	11.30	H
	3751.18	-56.87	-13	-43.87	-71.2	-64.45	5.02	12.60	V
	5626.77	-64.64	-13	-51.64	-81.17	-70.44	7.30	13.10	V
	7502	-62.04	-13	-49.04	-81.68	-65.61	7.73	11.30	V

Remark: Spurious emissions within 30-1000MHz were found more than 20dB below limit line.



LTE Band 2 / 15MHz / QPSK									
Channel	Frequency (MHz)	EIRP (dBm)	Limit (dBm)	Over Limit (dB)	SPA Reading (dBm)	S.G. Power (dBm)	TX Cable loss (dB)	TX Antenna Gain (dBi)	Polarization (H/V)
Middle	3746.68	-52.84	-13	-39.84	-66.46	-60.42	5.02	12.60	H
	5620.02	-64.65	-13	-51.65	-81.25	-70.45	7.30	13.10	H
	7493.36	-61.88	-13	-48.88	-81.86	-65.45	7.73	11.30	H
	3746.68	-55.51	-13	-42.51	-69.84	-63.09	5.02	12.60	V
	5620.02	-64.70	-13	-51.70	-81.23	-70.50	7.30	13.10	V
	7493.36	-62.33	-13	-49.33	-81.97	-65.90	7.73	11.30	V

Remark: Spurious emissions within 30-1000MHz were found more than 20dB below limit line.

LTE Band 2 / 20MHz / QPSK									
Channel	Frequency (MHz)	EIRP (dBm)	Limit (dBm)	Over Limit (dB)	SPA Reading (dBm)	S.G. Power (dBm)	TX Cable loss (dB)	TX Antenna Gain (dBi)	Polarization (H/V)
Middle	3742.18	-53.26	-13	-40.26	-66.88	-60.84	5.02	12.60	H
	5613.27	-64.44	-13	-51.44	-81.04	-70.24	7.30	13.10	H
	7484.36	-62.34	-13	-49.34	-82.32	-65.91	7.73	11.30	H
	3742.18	-56.20	-13	-43.20	-70.53	-63.78	5.02	12.60	V
	5613.27	-64.40	-13	-51.40	-80.93	-70.20	7.30	13.10	V
	7484.36	-62.57	-13	-49.57	-82.21	-66.14	7.73	11.30	V

Remark: Spurious emissions within 30-1000MHz were found more than 20dB below limit line.



LTE Band 4 / 1.4MHz / QPSK									
Channel	Frequency (MHz)	EIRP (dBm)	Limit (dBm)	Over Limit (dB)	SPA Reading (dBm)	S.G. Power (dBm)	TX Cable loss (dB)	TX Antenna Gain (dBi)	Polarization (H/V)
Middle	3463.74	-59.24	-13	-46.24	-78.57	-67.47	4.37	12.60	H
	5195.61	-57.32	-13	-44.32	-81.48	-65.08	4.94	12.70	H
	6927.48	-57.88	-13	-44.88	-81.79	-63.26	6.32	11.70	H
	3463.74	-62.69	-13	-49.69	-78.77	-70.92	4.37	12.60	V
	5195.61	-62.13	-13	-49.13	-81.64	-69.89	4.94	12.70	V
	6927.48	-58.03	-13	-45.03	-81.94	-63.41	6.32	11.70	V

Remark: Spurious emissions within 30-1000MHz were found more than 20dB below limit line.

LTE Band 4 / 3MHz / QPSK									
Channel	Frequency (MHz)	EIRP (dBm)	Limit (dBm)	Over Limit (dB)	SPA Reading (dBm)	S.G. Power (dBm)	TX Cable loss (dB)	TX Antenna Gain (dBi)	Polarization (H/V)
Middle	3462.48	-59.39	-13	-46.39	-78.72	-67.62	4.37	12.60	H
	5193.72	-57.33	-13	-44.33	-81.49	-65.09	4.94	12.70	H
	6924.96	-58.22	-13	-45.22	-82.13	-63.60	6.32	11.70	H
	3462.48	-62.47	-13	-49.47	-78.55	-70.70	4.37	12.60	V
	5193.72	-62.22	-13	-49.22	-81.73	-69.98	4.94	12.70	V
	6924.96	-58.06	-13	-45.06	-81.97	-63.44	6.32	11.70	V

Remark: Spurious emissions within 30-1000MHz were found more than 20dB below limit line.



LTE Band 4 / 5MHz / QPSK									
Channel	Frequency (MHz)	EIRP (dBm)	Limit (dBm)	Over Limit (dB)	SPA Reading (dBm)	S.G. Power (dBm)	TX Cable loss (dB)	TX Antenna Gain (dBi)	Polarization (H/V)
Middle	3460.68	-59.28	-13	-46.28	-78.61	-67.51	4.37	12.60	H
	5191.02	-57.18	-13	-44.18	-81.34	-64.94	4.94	12.70	H
	6921.36	-57.68	-13	-44.68	-81.59	-63.06	6.32	11.70	H
	3460.68	-62.68	-13	-49.68	-78.76	-70.91	4.37	12.60	V
	5191.02	-62.15	-13	-49.15	-81.66	-69.91	4.94	12.70	V
	6921.36	-58.20	-13	-45.20	-82.11	-63.58	6.32	11.70	V

Remark: Spurious emissions within 30-1000MHz were found more than 20dB below limit line.

LTE Band 4 / 10MHz / QPSK									
Channel	Frequency (MHz)	EIRP (dBm)	Limit (dBm)	Over Limit (dB)	SPA Reading (dBm)	S.G. Power (dBm)	TX Cable loss (dB)	TX Antenna Gain (dBi)	Polarization (H/V)
Middle	3456.18	-59.56	-13	-46.56	-78.89	-67.79	4.37	12.60	H
	5184.27	-57.08	-13	-44.08	-81.24	-64.84	4.94	12.70	H
	6912.36	-58.09	-13	-45.09	-82.00	-63.47	6.32	11.70	H
	3456.18	-62.57	-13	-49.57	-78.65	-70.80	4.37	12.60	V
	5184.27	-61.80	-13	-48.80	-81.31	-69.56	4.94	12.70	V
	6912.36	-58.39	-13	-45.39	-82.3	-63.77	6.32	11.70	V

Remark: Spurious emissions within 30-1000MHz were found more than 20dB below limit line.



LTE Band 4 / 15MHz / QPSK									
Channel	Frequency (MHz)	EIRP (dBm)	Limit (dBm)	Over Limit (dB)	SPA Reading (dBm)	S.G. Power (dBm)	TX Cable loss (dB)	TX Antenna Gain (dBi)	Polarization (H/V)
Middle	3451.68	-59.49	-13	-46.49	-78.82	-67.72	4.37	12.60	H
	5177.52	-57.00	-13	-44.00	-81.16	-64.76	4.94	12.70	H
	6903.36	-58.54	-13	-45.54	-82.45	-63.92	6.32	11.70	H
	3451.68	-62.84	-13	-49.84	-78.92	-71.07	4.37	12.60	V
	5177.52	-61.77	-13	-48.77	-81.28	-69.53	4.94	12.70	V
	6903.36	-58.46	-13	-45.46	-82.37	-63.84	6.32	11.70	V

Remark: Spurious emissions within 30-1000MHz were found more than 20dB below limit line.

LTE Band 4 / 20MHz / QPSK									
Channel	Frequency (MHz)	EIRP (dBm)	Limit (dBm)	Over Limit (dB)	SPA Reading (dBm)	S.G. Power (dBm)	TX Cable loss (dB)	TX Antenna Gain (dBi)	Polarization (H/V)
Middle	3447.18	-59.40	-13	-46.40	-78.73	-67.63	4.37	12.60	H
	5170.77	-56.79	-13	-43.79	-80.95	-64.55	4.94	12.70	H
	6894.36	-58.93	-13	-45.93	-82.84	-64.31	6.32	11.70	H
	3447.18	-62.80	-13	-49.80	-78.88	-71.03	4.37	12.60	V
	5170.77	-61.80	-13	-48.80	-81.31	-69.56	4.94	12.70	V
	6894.36	-58.78	-13	-45.78	-82.69	-64.16	6.32	11.70	V

Remark: Spurious emissions within 30-1000MHz were found more than 20dB below limit line.



LTE Band 5 / 1.4MHz / QPSK									
Channel	Frequency (MHz)	ERP (dBm)	Limit (dBm)	Over Limit (dB)	SPA Reading (dBm)	S.G. Power (dBm)	TX Cable loss (dB)	TX Antenna Gain (dBi)	Polarization (H/V)
Middle	1671.74	-71.24	-13	-58.24	-76.80	-75.63	2.86	9.40	H
	2507.61	-68.33	-13	-55.33	-78.75	-73.04	3.74	10.60	H
	3343.48	-62.42	-13	-49.42	-77.18	-68.42	4.45	12.60	H
	1671.74	-72.46	-13	-59.46	-77.17	-76.85	2.86	9.40	V
	2507.61	-69.04	-13	-56.04	-78.87	-73.75	3.74	10.60	V
	3343.48	-66.13	-13	-53.13	-79.70	-72.13	4.45	12.60	V

Remark: Spurious emissions within 30-1000MHz were found more than 20dB below limit line.

LTE Band 5 / 3MHz / QPSK									
Channel	Frequency (MHz)	ERP (dBm)	Limit (dBm)	Over Limit (dB)	SPA Reading (dBm)	S.G. Power (dBm)	TX Cable loss (dB)	TX Antenna Gain (dBi)	Polarization (H/V)
Middle	1670.3	-71.22	-13	-58.22	-76.78	-75.61	2.86	9.40	H
	2505.45	-68.18	-13	-55.18	-78.60	-72.89	3.74	10.60	H
	3340.6	-62.14	-13	-49.14	-76.90	-68.14	4.45	12.60	H
	1670.3	-72.09	-13	-59.09	-76.80	-76.48	2.86	9.40	V
	2505.45	-68.91	-13	-55.91	-78.74	-73.62	3.74	10.60	V
	3340.6	-66.23	-13	-53.23	-79.80	-72.23	4.45	12.60	V

Remark: Spurious emissions within 30-1000MHz were found more than 20dB below limit line.



LTE Band 5 / 5MHz / QPSK									
Channel	Frequency (MHz)	ERP (dBm)	Limit (dBm)	Over Limit (dB)	SPA Reading (dBm)	S.G. Power (dBm)	TX Cable loss (dB)	TX Antenna Gain (dBi)	Polarization (H/V)
Middle	1668.5	-70.79	-13	-57.79	-76.35	-75.18	2.86	9.40	H
	2502.75	-67.87	-13	-54.87	-78.29	-72.58	3.74	10.60	H
	3337	-62.00	-13	-49.00	-76.76	-68.00	4.45	12.60	H
	1668.5	-72.23	-13	-59.23	-76.94	-76.62	2.86	9.40	V
	2502.75	-68.83	-13	-55.83	-78.66	-73.54	3.74	10.60	V
	3337	-66.34	-13	-53.34	-79.91	-72.34	4.45	12.60	V

Remark: Spurious emissions within 30-1000MHz were found more than 20dB below limit line.

LTE Band 5 / 10MHz / QPSK									
Channel	Frequency (MHz)	ERP (dBm)	Limit (dBm)	Over Limit (dB)	SPA Reading (dBm)	S.G. Power (dBm)	TX Cable loss (dB)	TX Antenna Gain (dBi)	Polarization (H/V)
Middle	1664	-71.37	-13	-58.37	-76.93	-75.76	2.86	9.40	H
	2496	-68.14	-13	-55.14	-78.56	-72.85	3.74	10.60	H
	3328	-63.63	-13	-50.63	-78.39	-69.63	4.45	12.60	H
	1664	-72.14	-13	-59.14	-76.85	-76.53	2.86	9.40	V
	2496	-68.88	-13	-55.88	-78.71	-73.59	3.74	10.60	V
	3328	-66.48	-13	-53.48	-80.05	-72.48	4.45	12.60	V

Remark: Spurious emissions within 30-1000MHz were found more than 20dB below limit line.



LTE Band 7 / 5MHz / QPSK									
Channel	Frequency (MHz)	EIRP (dBm)	Limit (dBm)	Over Limit (dB)	SPA Reading (dBm)	S.G. Power (dBm)	TX Cable loss (dB)	TX Antenna Gain (dBi)	Polarization (H/V)
Middle	5065.68	-57.29	-25	-32.29	-74.36	-64.14	6.25	13.10	H
	7598.52	-58.47	-25	-33.47	-79.34	-62.04	7.73	11.30	H
	10131.36	-54.69	-25	-29.69	-80.79	-58.35	8.44	12.10	H
	5065.68	-57.19	-25	-32.19	-73.93	-64.04	6.25	13.10	V
	7598.52	-58.88	-25	-33.88	-79.42	-62.45	7.73	11.30	V
	10131.36	-56.42	-25	-31.42	-80.71	-60.08	8.44	12.10	V

Remark: Spurious emissions within 30-1000MHz were found more than 20dB below limit line.

LTE Band 7 / 10MHz / QPSK									
Channel	Frequency (MHz)	EIRP (dBm)	Limit (dBm)	Over Limit (dB)	SPA Reading (dBm)	S.G. Power (dBm)	TX Cable loss (dB)	TX Antenna Gain (dBi)	Polarization (H/V)
Middle	5061.2	-54.62	-25	-29.62	-71.69	-61.47	6.25	13.10	H
	7591.8	-57.81	-25	-32.81	-78.68	-61.38	7.73	11.30	H
	10122.4	-54.47	-25	-29.47	-80.57	-58.13	8.44	12.10	H
	5061.2	-57.34	-25	-32.34	-74.08	-64.19	6.25	13.10	V
	7591.8	-58.76	-25	-33.76	-79.3	-62.33	7.73	11.30	V
	10122.4	-55.87	-25	-30.87	-80.16	-59.53	8.44	12.10	V

Remark: Spurious emissions within 30-1000MHz were found more than 20dB below limit line.



LTE Band 7 / 15MHz / QPSK									
Channel	Frequency (MHz)	EIRP (dBm)	Limit (dBm)	Over Limit (dB)	SPA Reading (dBm)	S.G. Power (dBm)	TX Cable loss (dB)	TX Antenna Gain (dBi)	Polarization (H/V)
Middle	5056.7	-57.78	-25	-32.78	-74.85	-64.63	6.25	13.10	H
	7585.0	-58.39	-25	-33.39	-79.26	-61.96	7.73	11.30	H
	10113.4	-54.64	-25	-29.64	-80.74	-58.30	8.44	12.10	H
	5056.7	-58.63	-25	-33.63	-75.37	-65.48	6.25	13.10	V
	7585.0	-58.61	-25	-33.61	-79.15	-62.18	7.73	11.30	V
	10113.4	-56.50	-25	-31.50	-80.79	-60.16	8.44	12.10	V

Remark: Spurious emissions within 30-1000MHz were found more than 20dB below limit line.

LTE Band 7 / 20MHz / QPSK									
Channel	Frequency (MHz)	EIRP (dBm)	Limit (dBm)	Over Limit (dB)	SPA Reading (dBm)	S.G. Power (dBm)	TX Cable loss (dB)	TX Antenna Gain (dBi)	Polarization (H/V)
Middle	5052.2	-56.84	-25	-31.84	-73.91	-63.69	6.25	13.10	H
	7578.3	-58.23	-25	-33.23	-79.10	-61.80	7.73	11.30	H
	10104.4	-54.76	-25	-29.76	-80.86	-58.42	8.44	12.10	H
	5052.2	-58.62	-25	-33.62	-75.36	-65.47	6.25	13.10	V
	7578.3	-58.70	-25	-33.70	-79.24	-62.27	7.73	11.30	V
	10104.4	-56.23	-25	-31.23	-80.52	-59.89	8.44	12.10	V

Remark: Spurious emissions within 30-1000MHz were found more than 20dB below limit line.