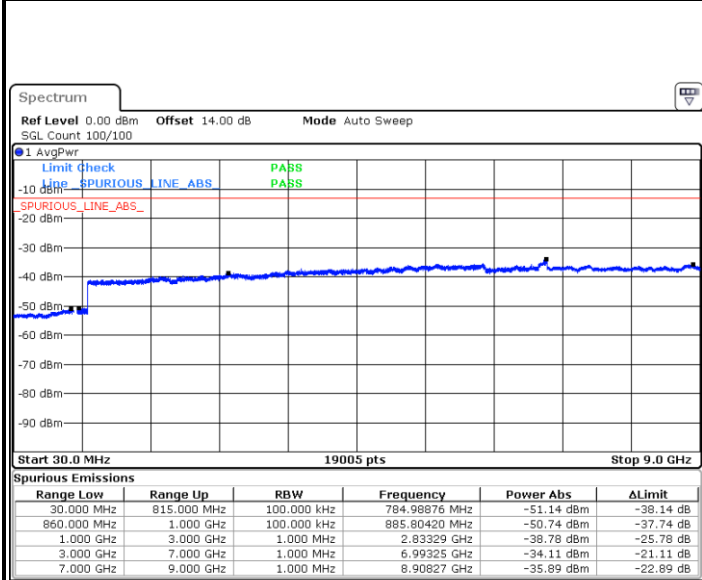


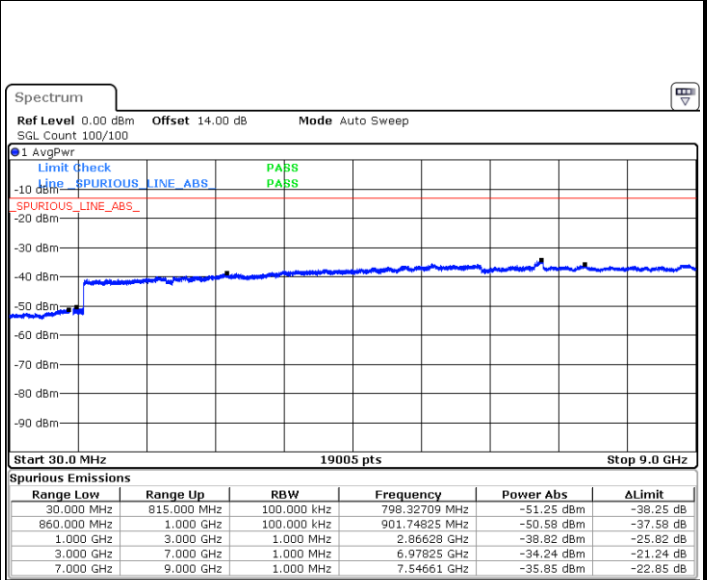


LTE Band 5 / 10MHz

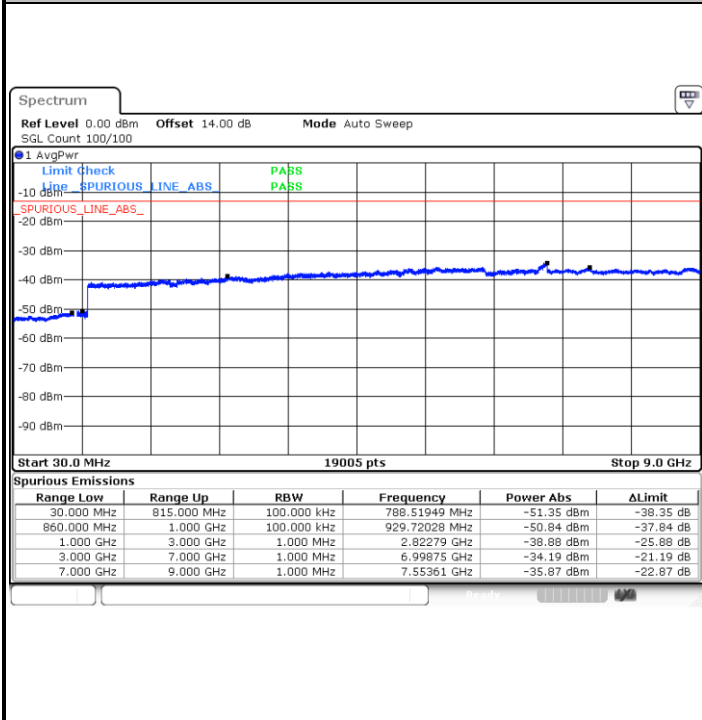
Middle Channel / QPSK



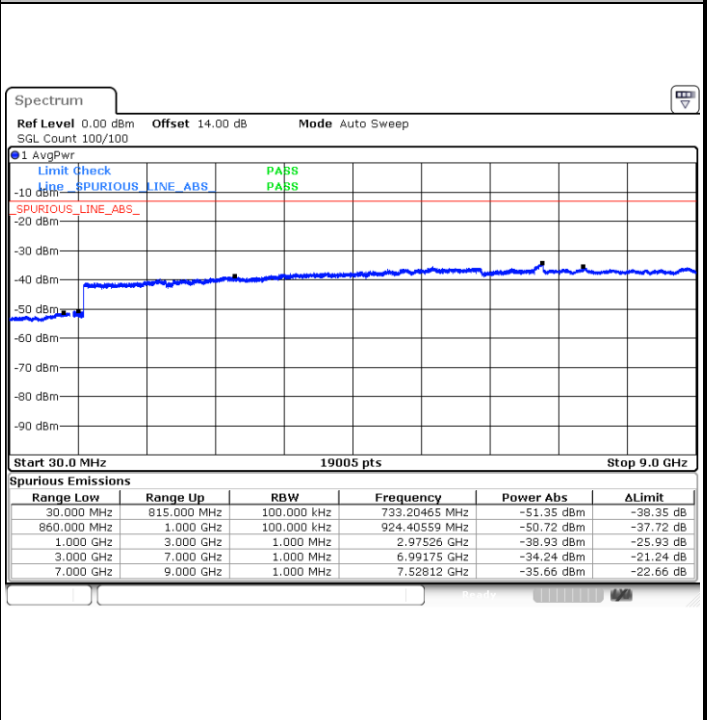
Middle Channel / 16QAM

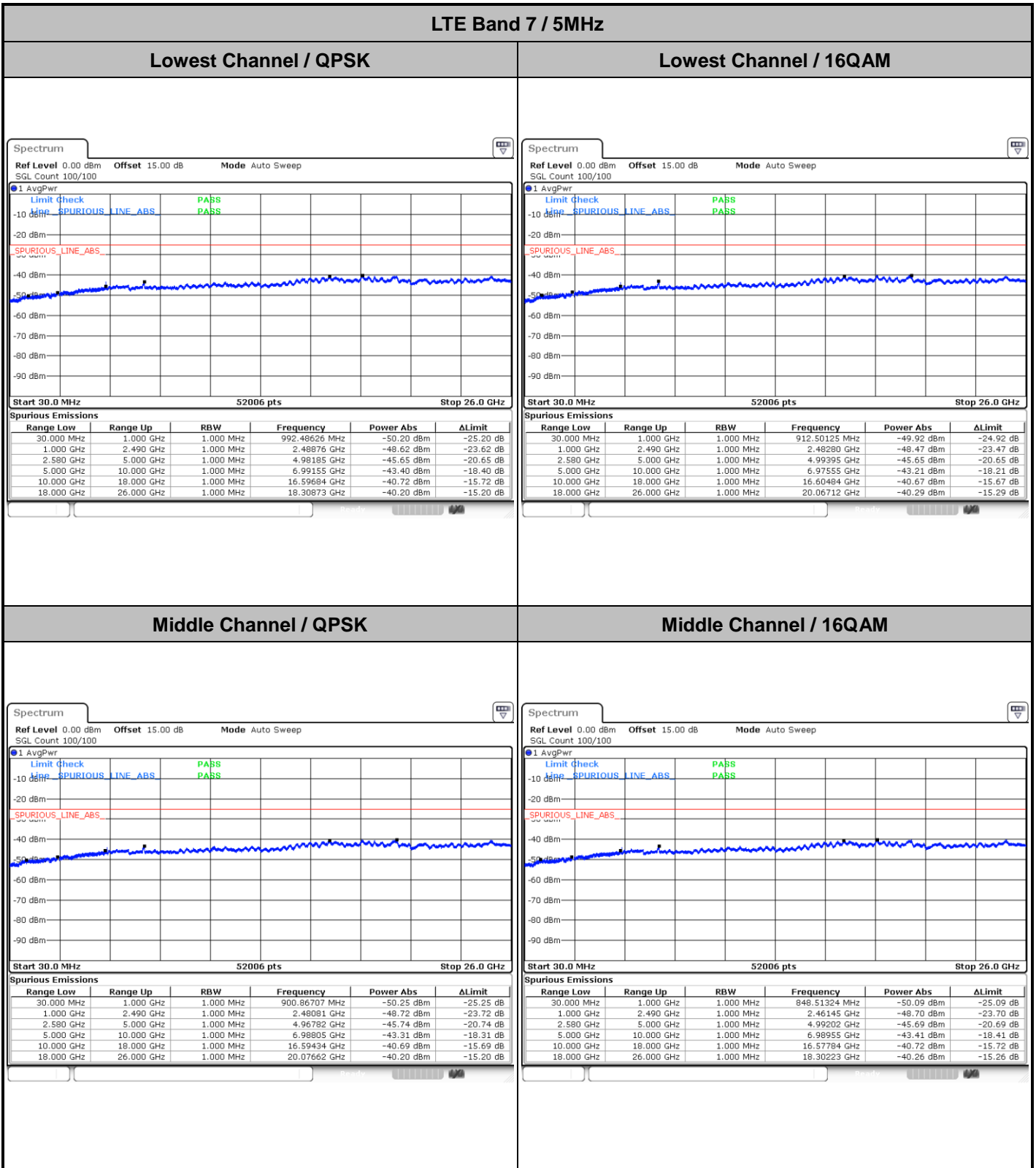


Highest Channel / QPSK



Highest Channel / 16QAM

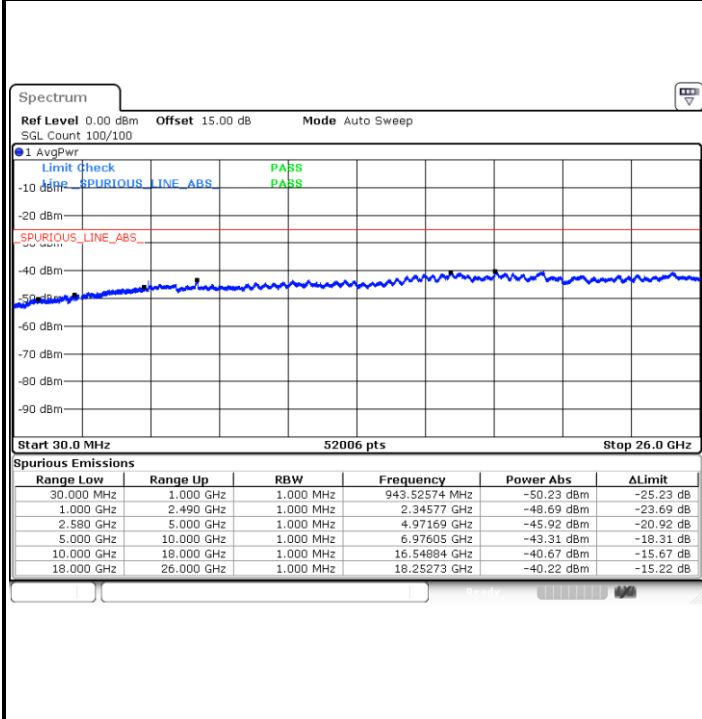




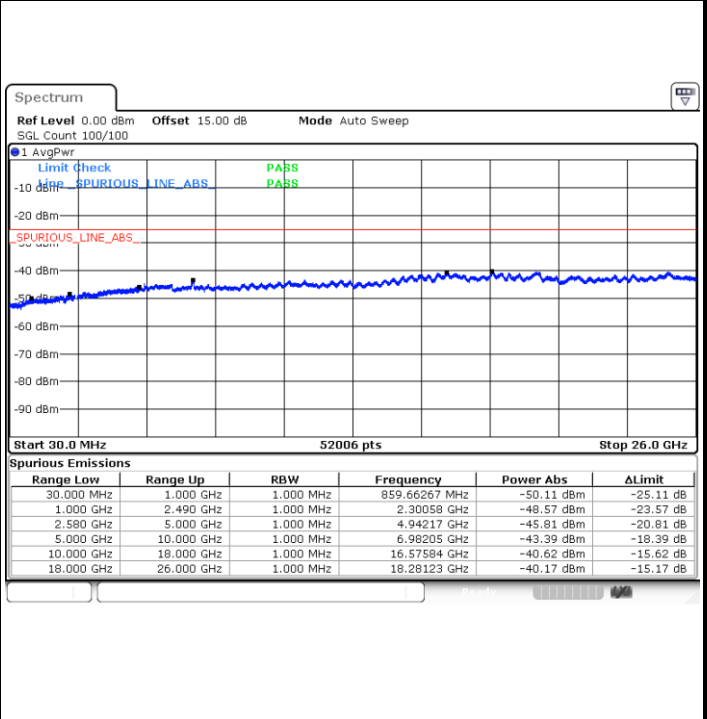


LTE Band 7 / 5MHz

Highest Channel / QPSK

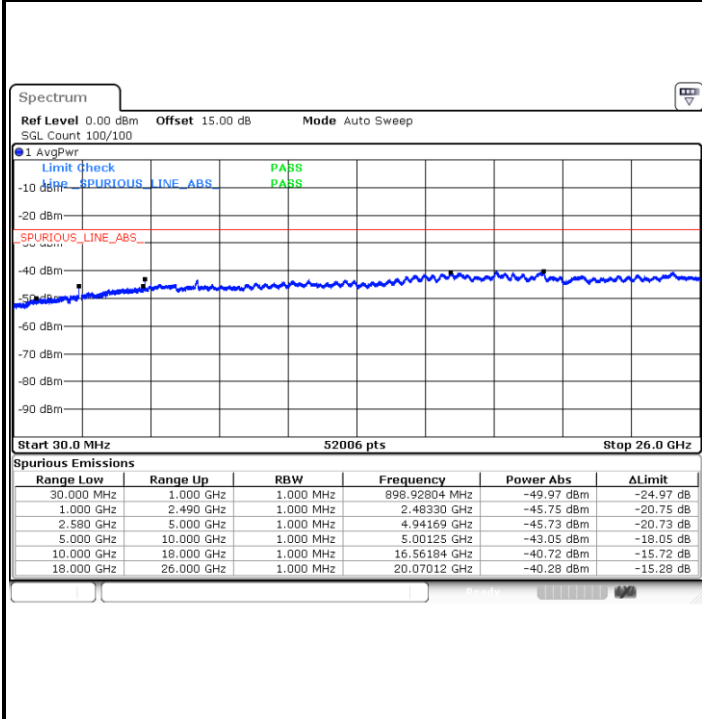


Highest Channel / 16QAM

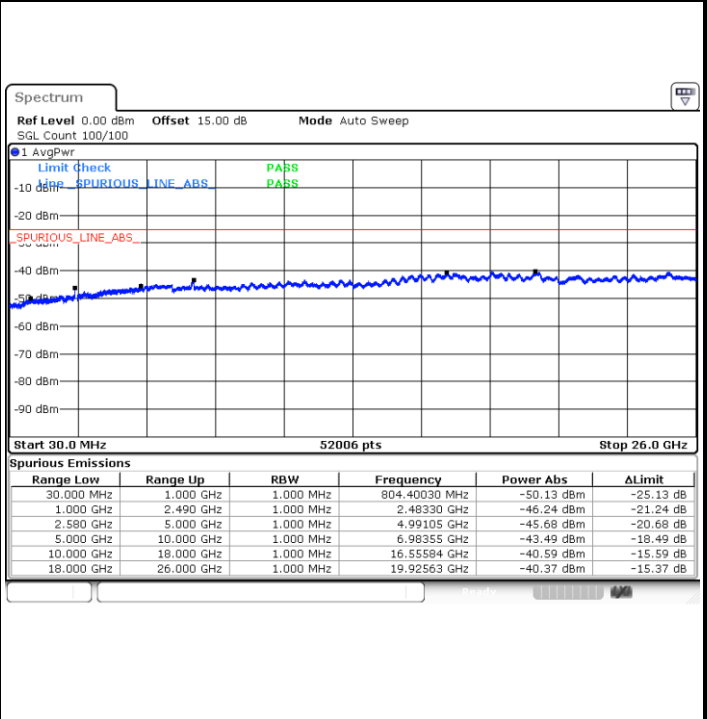


LTE Band 7 / 10MHz

Lowest Channel / QPSK



Lowest Channel / 16QAM

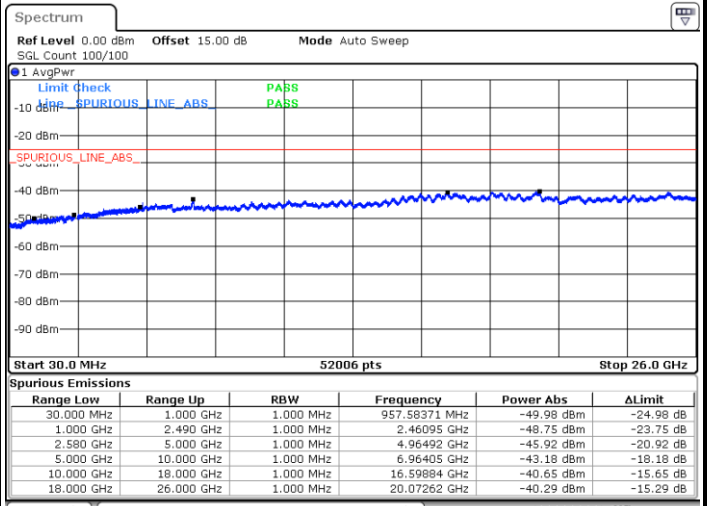
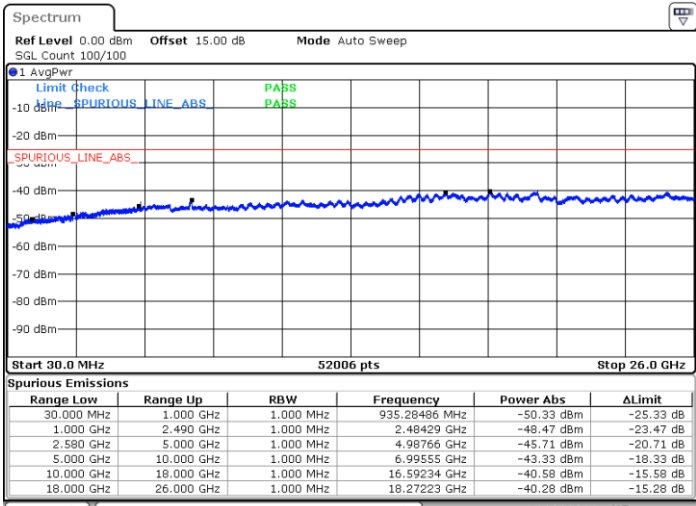




LTE Band 7 / 10MHz

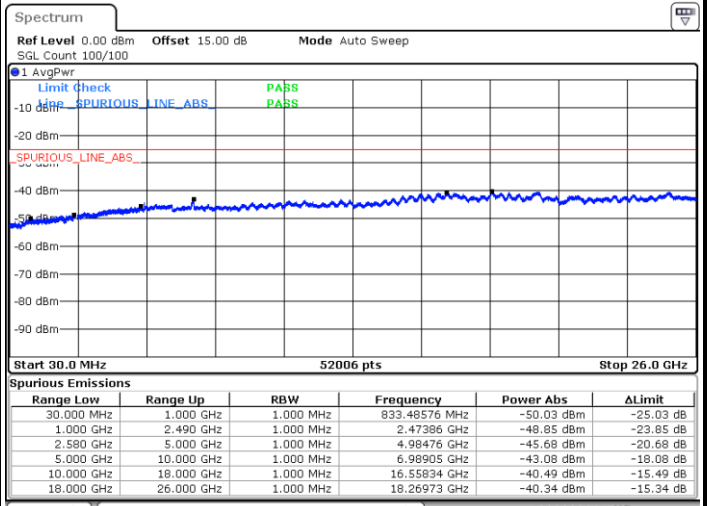
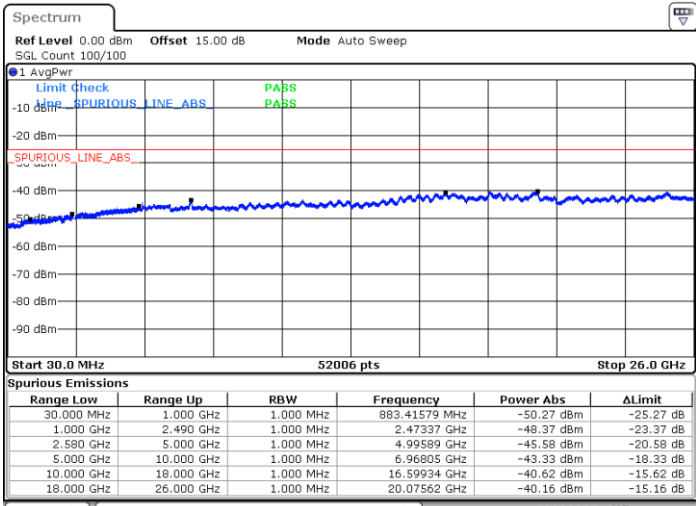
Middle Channel / QPSK

Middle Channel / 16QAM



Highest Channel / QPSK

Highest Channel / 16QAM

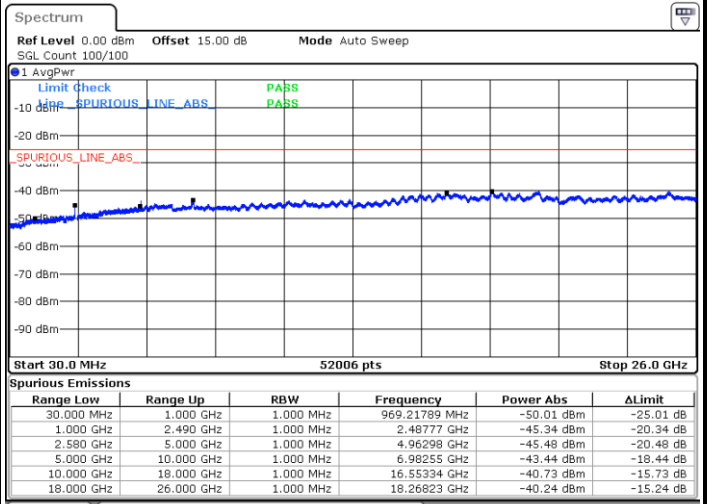
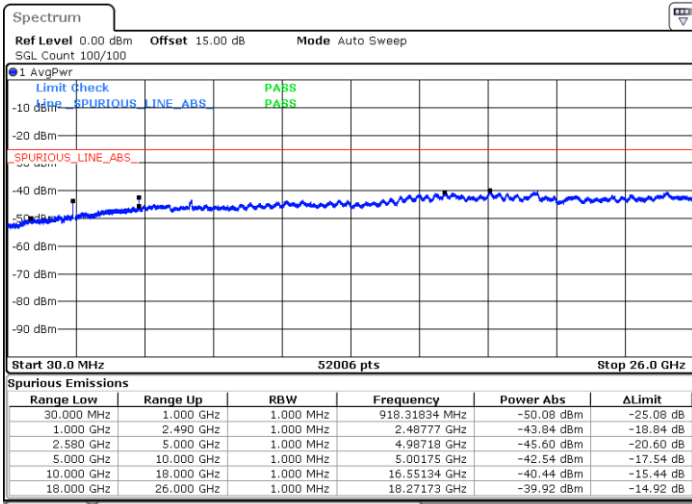




LTE Band 7 / 15MHz

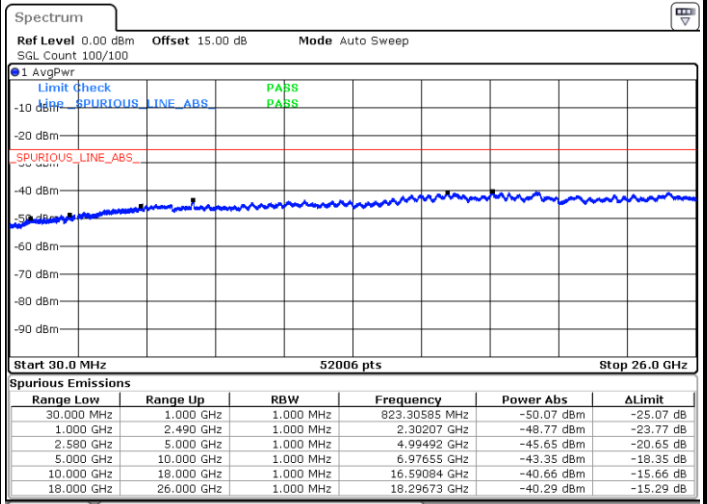
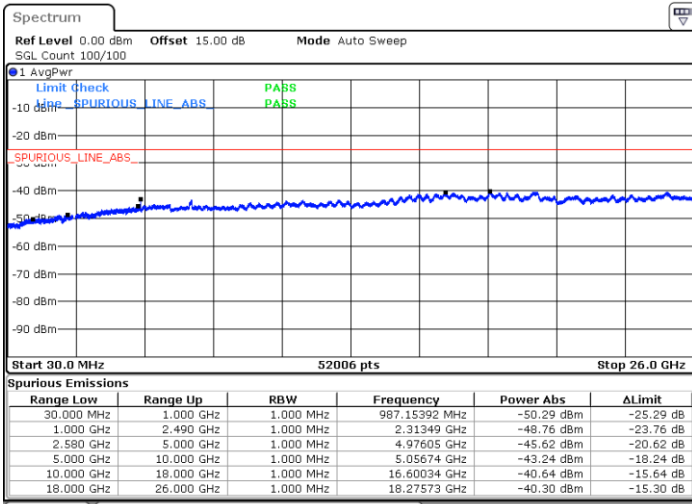
Lowest Channel / QPSK

Lowest Channel / 16QAM



Middle Channel / QPSK

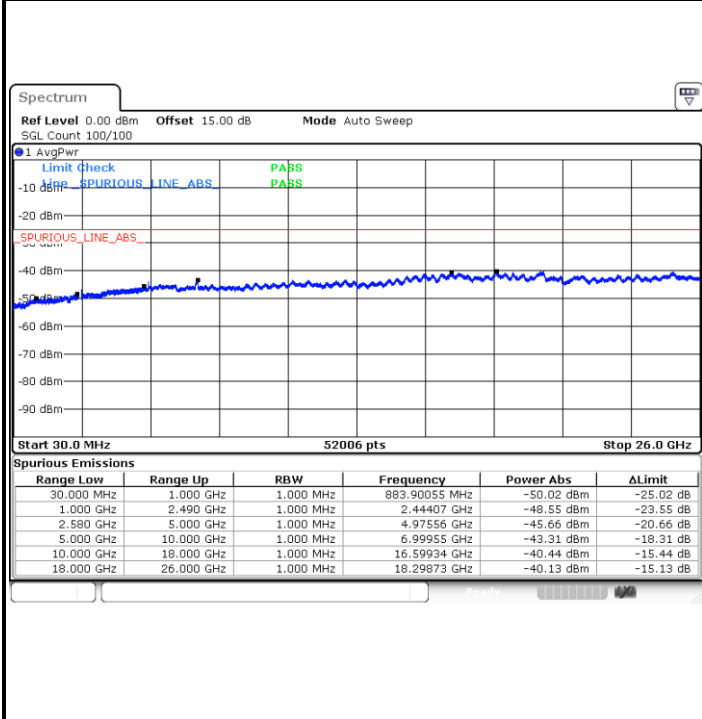
Middle Channel / 16QAM



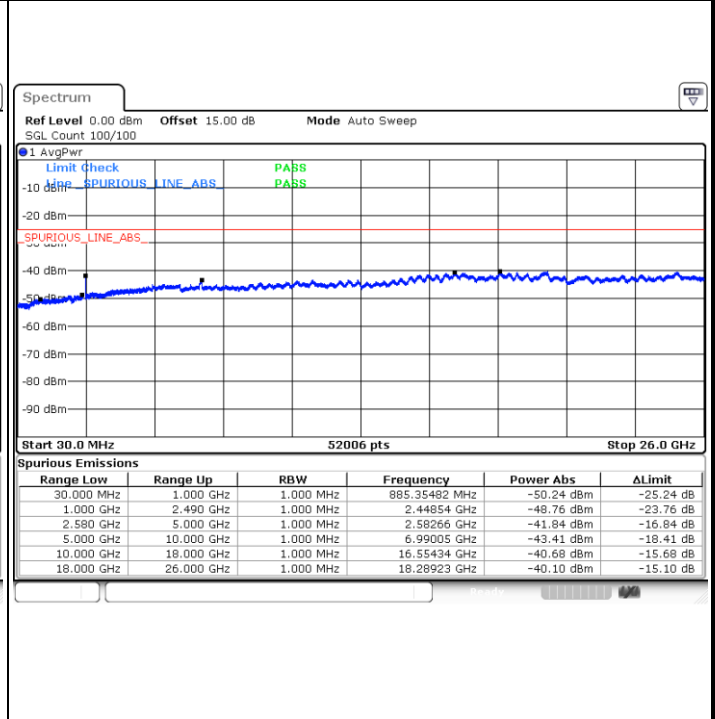


LTE Band7 / 15MHz

Highest Channel / QPSK

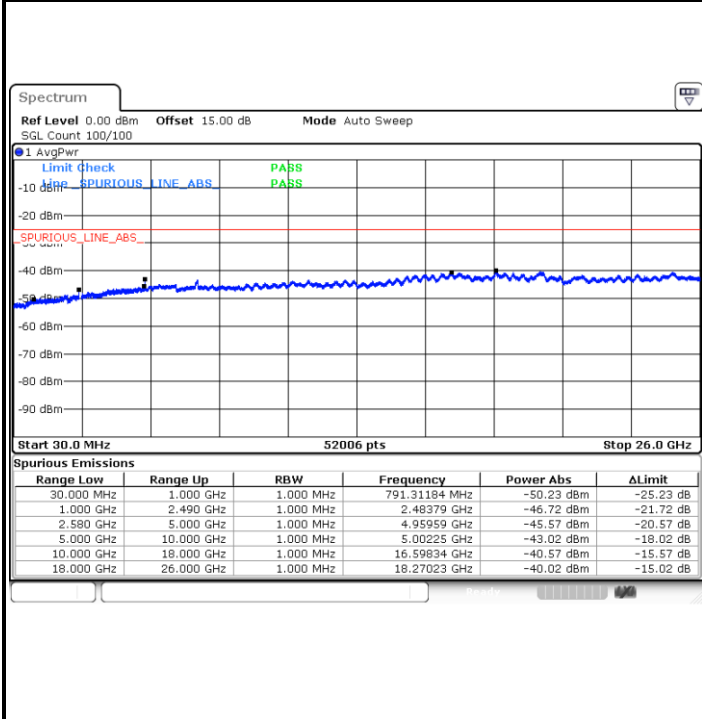


Highest Channel / 16QAM

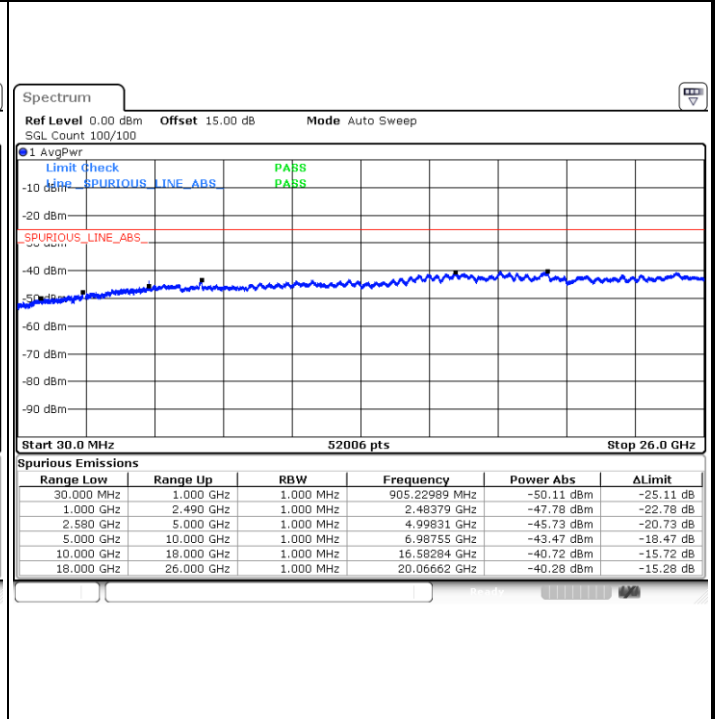


LTE Band 7 / 20MHz

Lowest Channel / QPSK



Lowest Channel / 16QAM

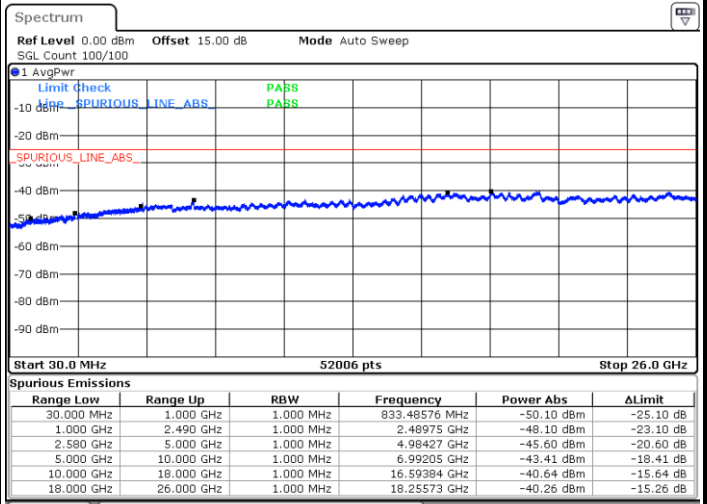
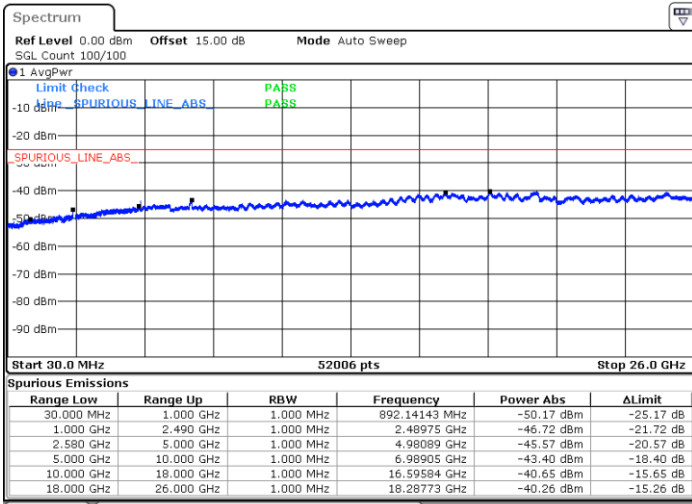




LTE Band 7 / 20MHz

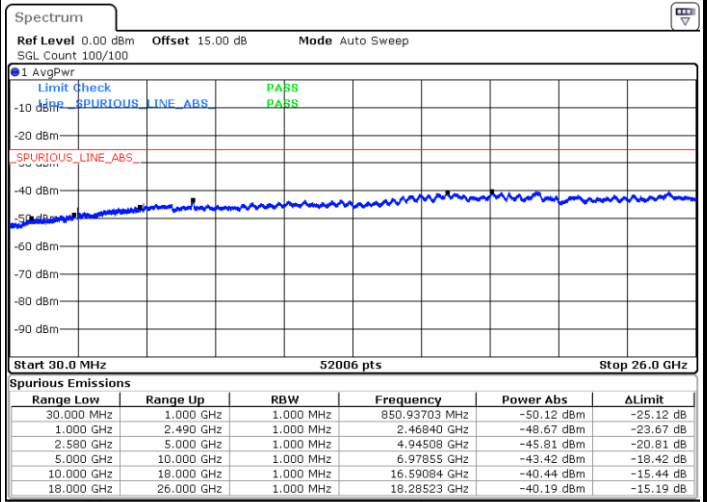
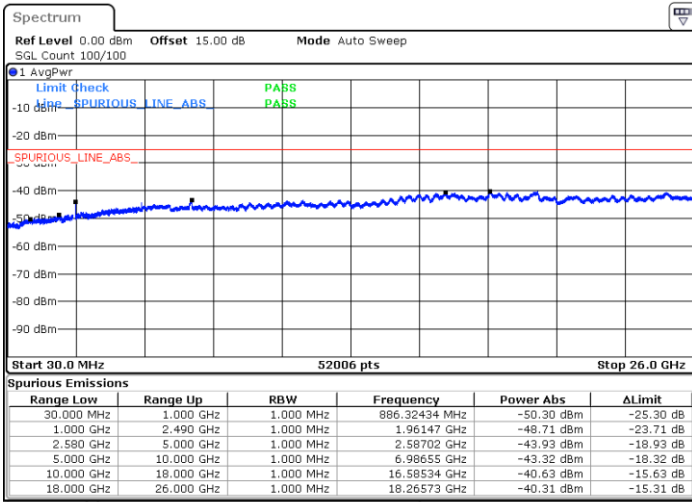
Middle Channel / QPSK

Middle Channel / 16QAM



Highest Channel / QPSK

Highest Channel / 16QAM





Frequency Stability

Test Conditions		LTE Band 2 (QPSK) / Middle Channel	Limit
Temperature (°C)	Voltage (Volt)	BW 10MHz	Note 2.
		Deviation (ppm)	Result
50	Normal Voltage	0.0003	PASS
40	Normal Voltage	0.0006	
30	Normal Voltage	0.0012	
20(Ref.)	Normal Voltage	0.0000	
10	Normal Voltage	0.0046	
0	Normal Voltage	0.0009	
-10	Normal Voltage	0.0002	
-20	Normal Voltage	0.0042	
-30	Normal Voltage	0.0027	
20	Maximum Voltage	0.0013	
20	Normal Voltage	0.0000	
20	Battery End Point	0.0023	

Note:

1. Normal Voltage =3.83 V. ; Battery End Point (BEP) =3.6 V. ; Maximum Voltage =4.4 V.
2. Note: The frequency fundamental emissions stay within the authorized frequency block.



Test Conditions		LTE Band 4 (QPSK) / Middle Channel	Limit
Temperature (°C)	Voltage (Volt)	BW 10MHz	Note 2.
		Deviation (ppm)	Result
50	Normal Voltage	0.0048	PASS
40	Normal Voltage	0.0002	
30	Normal Voltage	0.0008	
20(Ref.)	Normal Voltage	0.0000	
10	Normal Voltage	0.0054	
0	Normal Voltage	0.0048	
-10	Normal Voltage	0.0043	
-20	Normal Voltage	0.0046	
-30	Normal Voltage	0.0052	
20	Maximum Voltage	0.0047	
20	Normal Voltage	0.0000	
20	Battery End Point	0.0043	

Note:

1. Normal Voltage =3.83 V. ; Battery End Point (BEP) =3.6 V. ; Maximum Voltage =4.4V.
2. Note: The frequency fundamental emissions stay within the authorized frequency block.



Test Conditions		LTE Band 5 (QPSK) / Middle Channel	Limit
Temperature (°C)	Voltage (Volt)	BW 10MHz	2.5ppm
		Deviation (ppm)	Result
50	Normal Voltage	0.0030	PASS
40	Normal Voltage	0.0024	
30	Normal Voltage	0.0003	
20(Ref.)	Normal Voltage	0.0000	
10	Normal Voltage	0.0004	
0	Normal Voltage	0.0001	
-10	Normal Voltage	0.0005	
-20	Normal Voltage	0.0016	
-30	Normal Voltage	0.0014	
20	Maximum Voltage	0.0008	
20	Normal Voltage	0.0000	
20	Battery End Point	0.0027	

Note: Normal Voltage =3.83 V. ; Battery End Point (BEP) =3.6 V. ; Maximum Voltage =4.4 V.



Test Conditions		LTE Band 7 (QPSK) / Middle Channel	Limit
Temperature (°C)	Voltage (Volt)	BW 10MHz	Note 2.
		Deviation (ppm)	Result
50	Normal Voltage	0.0041	PASS
40	Normal Voltage	0.0004	
30	Normal Voltage	0.0036	
20(Ref.)	Normal Voltage	0.0000	
10	Normal Voltage	0.0034	
0	Normal Voltage	0.0052	
-10	Normal Voltage	0.0046	
-20	Normal Voltage	0.0009	
-30	Normal Voltage	0.0002	
20	Maximum Voltage	0.0045	
20	Normal Voltage	0.0000	
20	Battery End Point	0.0035	

Note:

1. Normal Voltage =3.83 V. ; Battery End Point (BEP) =3.6 V. ; Maximum Voltage =4.4 V.
2. Note: The frequency fundamental emissions stay within the authorized frequency block.



Appendix B. Test Results of Radiated Test

Radiated Spurious Emission

LTE Band 2 / 1.4MHz / QPSK									
Channel	Frequency (MHz)	EIRP (dBm)	Limit (dBm)	Over Limit (dB)	SPA Reading (dBm)	S.G. Power (dBm)	TX Cable loss (dB)	TX Antenna Gain (dBi)	Polarization (H/V)
Middle	3758.92	-58.11	-13	-45.11	-69.36	-65.35	5.36	12.60	H
	5638.38	-59.05	-13	-46.05	-74.93	-64.63	7.52	13.10	H
	7517.84	-60.64	-13	-47.64	-78.96	-64.13	7.85	11.34	H
	3758.92	-57.54	-13	-44.54	-70.01	-64.78	5.36	12.60	V
	5638.38	-59.38	-13	-46.38	-75.7	-64.96	7.52	13.10	V
	7517.84	-60.85	-13	-47.85	-79.07	-64.34	7.85	11.34	V

Remark: Spurious emissions within 30-1000MHz were found more than 20dB below limit line.

LTE Band 2 / 3MHz / QPSK									
Channel	Frequency (MHz)	EIRP (dBm)	Limit (dBm)	Over Limit (dB)	SPA Reading (dBm)	S.G. Power (dBm)	TX Cable loss (dB)	TX Antenna Gain (dBi)	Polarization (H/V)
Middle	3757.48	-57.38	-13	-44.38	-68.63	-64.62	5.36	12.60	H
	5636.22	-59.43	-13	-46.43	-75.31	-65.01	7.52	13.10	H
	7514.96	-60.73	-13	-47.73	-79.05	-64.22	7.85	11.34	H
	3757.48	-58.02	-13	-45.02	-70.49	-65.26	5.36	12.60	V
	5636.22	-60.82	-13	-47.82	-77.14	-66.40	7.52	13.10	V
	7514.96	-60.84	-13	-47.84	-79.06	-64.33	7.85	11.34	V

Remark: Spurious emissions within 30-1000MHz were found more than 20dB below limit line.



LTE Band 2 / 5MHz / QPSK									
Channel	Frequency (MHz)	EIRP (dBm)	Limit (dBm)	Over Limit (dB)	SPA Reading (dBm)	S.G. Power (dBm)	TX Cable loss (dB)	TX Antenna Gain (dBi)	Polarization (H/V)
Middle	3755.68	-60.20	-13	-47.20	-71.45	-67.44	5.36	12.60	H
	5633.52	-61.04	-13	-48.04	-76.92	-66.62	7.52	13.10	H
	7511.36	-60.76	-13	-47.76	-79.08	-64.25	7.85	11.34	H
	3755.68	-59.32	-13	-46.32	-71.79	-66.56	5.36	12.60	V
	5633.52	-62.60	-13	-49.60	-78.92	-68.18	7.52	13.10	V
	7511.36	-60.81	-13	-47.81	-79.03	-64.30	7.85	11.34	V

Remark: Spurious emissions within 30-1000MHz were found more than 20dB below limit line.

LTE Band 2 / 10MHz / QPSK									
Channel	Frequency (MHz)	EIRP (dBm)	Limit (dBm)	Over Limit (dB)	SPA Reading (dBm)	S.G. Power (dBm)	TX Cable loss (dB)	TX Antenna Gain (dBi)	Polarization (H/V)
Middle	3751.18	-58.41	-13	-45.41	-69.66	-65.65	5.36	12.60	H
	5626.77	-60.17	-13	-47.17	-76.05	-65.75	7.52	13.10	H
	7502	-60.51	-13	-47.51	-78.83	-64.00	7.85	11.34	H
	3751.18	-59.36	-13	-46.36	-71.83	-66.60	5.36	12.60	V
	5626.77	-62.51	-13	-49.51	-78.83	-68.09	7.52	13.10	V
	7502	-60.75	-13	-47.75	-78.97	-64.24	7.85	11.34	V

Remark: Spurious emissions within 30-1000MHz were found more than 20dB below limit line.



LTE Band 2 / 15MHz / QPSK									
Channel	Frequency (MHz)	EIRP (dBm)	Limit (dBm)	Over Limit (dB)	SPA Reading (dBm)	S.G. Power (dBm)	TX Cable loss (dB)	TX Antenna Gain (dBi)	Polarization (H/V)
Middle	3746.68	-59.99	-13	-46.99	-71.24	-67.23	5.36	12.60	H
	5620.02	-63.00	-13	-50.00	-78.88	-68.58	7.52	13.10	H
	7493.36	-60.68	-13	-47.68	-79.00	-64.17	7.85	11.34	H
	3746.68	-60.31	-13	-47.31	-72.78	-67.55	5.36	12.60	V
	5620.02	-62.48	-13	-49.48	-78.8	-68.06	7.52	13.10	V
	7493.36	-60.85	-13	-47.85	-79.07	-64.34	7.85	11.34	V

Remark: Spurious emissions within 30-1000MHz were found more than 20dB below limit line.

LTE Band 2 / 20MHz / QPSK									
Channel	Frequency (MHz)	EIRP (dBm)	Limit (dBm)	Over Limit (dB)	SPA Reading (dBm)	S.G. Power (dBm)	TX Cable loss (dB)	TX Antenna Gain (dBi)	Polarization (H/V)
Middle	3742.18	-60.20	-13	-47.20	-71.45	-67.44	5.36	12.60	H
	5613.27	-62.81	-13	-49.81	-78.69	-68.39	7.52	13.10	H
	7484.36	-60.74	-13	-47.74	-79.06	-64.23	7.85	11.34	H
	3742.18	-61.13	-13	-48.13	-73.6	-68.37	5.36	12.60	V
	5613.27	-62.54	-13	-49.54	-78.86	-68.12	7.52	13.10	V
	7484.36	-60.60	-13	-47.60	-78.82	-64.09	7.85	11.34	V

Remark: Spurious emissions within 30-1000MHz were found more than 20dB below limit line.



LTE Band 4 / 1.4MHz / QPSK									
Channel	Frequency (MHz)	EIRP (dBm)	Limit (dBm)	Over Limit (dB)	SPA Reading (dBm)	S.G. Power (dBm)	TX Cable loss (dB)	TX Antenna Gain (dBi)	Polarization (H/V)
Middle	3463.74	-60.20	-13	-47.20	-73.90	-68.17	4.63	12.60	H
	5195.61	-60.77	-13	-47.77	-78.70	-67.22	6.25	12.70	H
	6927.48	-59.56	-13	-46.56	-79.18	-64.33	8.23	13.00	H
	3463.74	-61.72	-13	-48.72	-73.13	-69.69	4.63	12.6	V
	5195.61	-61.93	-13	-48.93	-75.54	-68.38	6.25	12.7	V
	6927.48	-60.62	-13	-47.62	-79.74	-65.39	8.23	13	V

Remark: Spurious emissions within 30-1000MHz were found more than 20dB below limit line.

LTE Band 4 / 3MHz / QPSK									
Channel	Frequency (MHz)	EIRP (dBm)	Limit (dBm)	Over Limit (dB)	SPA Reading (dBm)	S.G. Power (dBm)	TX Cable loss (dB)	TX Antenna Gain (dBi)	Polarization (H/V)
Middle	3462.48	-58.72	-13	-45.72	-72.42	-66.69	4.63	12.60	H
	5193.72	-61.15	-13	-48.15	-79.08	-67.60	6.25	12.70	H
	6924.96	-59.50	-13	-46.50	-79.12	-64.27	8.23	13.00	H
	3462.48	-62.40	-13	-49.40	-73.81	-70.37	4.63	12.6	V
	5193.72	-61.67	-13	-48.67	-75.28	-68.12	6.25	12.7	V
	6924.96	-60.35	-13	-47.35	-79.47	-65.12	8.23	13	V

Remark: Spurious emissions within 30-1000MHz were found more than 20dB below limit line.



LTE Band 4 / 5MHz / QPSK									
Channel	Frequency (MHz)	EIRP (dBm)	Limit (dBm)	Over Limit (dB)	SPA Reading (dBm)	S.G. Power (dBm)	TX Cable loss (dB)	TX Antenna Gain (dBi)	Polarization (H/V)
Middle	3460.68	-59.07	-13	-46.07	-72.77	-67.04	4.63	12.60	H
	5191.02	-60.84	-13	-47.84	-78.77	-67.29	6.25	12.70	H
	6921.36	-59.27	-13	-46.27	-78.89	-64.04	8.23	13.00	H
	3460.68	-61.83	-13	-48.83	-73.24	-69.80	4.63	12.6	V
	5191.02	-61.51	-13	-48.51	-75.12	-67.96	6.25	12.7	V
	6921.36	-60.30	-13	-47.30	-79.42	-65.07	8.23	13	V

Remark: Spurious emissions within 30-1000MHz were found more than 20dB below limit line.

LTE Band 4 / 10MHz / QPSK									
Channel	Frequency (MHz)	EIRP (dBm)	Limit (dBm)	Over Limit (dB)	SPA Reading (dBm)	S.G. Power (dBm)	TX Cable loss (dB)	TX Antenna Gain (dBi)	Polarization (H/V)
Middle	3456.18	-59.09	-13	-46.09	-72.79	-67.06	4.63	12.60	H
	5184.27	-61.01	-13	-48.01	-78.94	-67.46	6.25	12.70	H
	6912.36	-59.76	-13	-46.76	-79.38	-64.53	8.23	13.00	H
	3456.18	-61.24	-13	-48.24	-72.65	-69.21	4.63	12.6	V
	5184.27	-59.50	-13	-46.50	-73.11	-65.95	6.25	12.7	V
	6912.36	-60.21	-13	-47.21	-79.33	-64.98	8.23	13	V

Remark: Spurious emissions within 30-1000MHz were found more than 20dB below limit line.



LTE Band 4 / 15MHz / QPSK									
Channel	Frequency (MHz)	EIRP (dBm)	Limit (dBm)	Over Limit (dB)	SPA Reading (dBm)	S.G. Power (dBm)	TX Cable loss (dB)	TX Antenna Gain (dBi)	Polarization (H/V)
Middle	3451.68	-57.93	-13	-44.93	-71.63	-65.90	4.63	12.60	H
	5177.52	-60.03	-13	-47.03	-77.96	-66.48	6.25	12.70	H
	6903.36	-58.42	-13	-45.42	-78.04	-63.19	8.23	13.00	H
	3451.68	-60.93	-13	-47.93	-72.34	-68.90	4.63	12.60	V
	5177.52	-57.96	-13	-44.96	-71.57	-64.41	6.25	12.70	V
	6903.36	-59.56	-13	-46.56	-78.68	-64.33	8.23	13.00	V

Remark: Spurious emissions within 30-1000MHz were found more than 20dB below limit line.

LTE Band 4 / 20MHz / QPSK									
Channel	Frequency (MHz)	EIRP (dBm)	Limit (dBm)	Over Limit (dB)	SPA Reading (dBm)	S.G. Power (dBm)	TX Cable loss (dB)	TX Antenna Gain (dBi)	Polarization (H/V)
Middle	3447.18	-58.69	-13	-45.69	-72.39	-66.66	4.63	12.60	H
	5170.77	-60.34	-13	-47.34	-78.27	-66.79	6.25	12.70	H
	6894.36	-59.15	-13	-46.15	-78.77	-63.92	8.23	13.00	H
	3447.18	-61.34	-13	-48.34	-72.75	-69.31	4.63	12.6	V
	5170.77	-59.77	-13	-46.77	-73.38	-66.22	6.25	12.7	V
	6894.36	-59.84	-13	-46.84	-78.96	-64.61	8.23	13	V

Remark: Spurious emissions within 30-1000MHz were found more than 20dB below limit line.



LTE Band 5 / 1.4MHz / QPSK									
Channel	Frequency (MHz)	ERP (dBm)	Limit (dBm)	Over Limit (dB)	SPA Reading (dBm)	S.G. Power (dBm)	TX Cable loss (dB)	TX Antenna Gain (dBi)	Polarization (H/V)
Middle	1671.92	-69.90	-13	-56.90	-71.61	-74.27	2.88	9.40	H
	2507.88	-64.60	-13	-51.60	-70.66	-70.55	2.5	10.60	H
	3343.84	-69.71	-13	-56.71	-77.71	-75.53	4.63	12.60	H
	1671.92	-71.72	-13	-58.72	-73.56	-76.09	2.88	9.40	V
	2507.88	-66.78	-13	-53.78	-72.73	-72.73	2.50	10.60	V
	3343.84	-69.65	-13	-56.65	-77.68	-75.47	4.63	12.60	V

Remark: Spurious emissions within 30-1000MHz were found more than 20dB below limit line.

LTE Band 5 / 3MHz / QPSK									
Channel	Frequency (MHz)	ERP (dBm)	Limit (dBm)	Over Limit (dB)	SPA Reading (dBm)	S.G. Power (dBm)	TX Cable loss (dB)	TX Antenna Gain (dBi)	Polarization (H/V)
Middle	1670.48	-69.14	-13	-56.14	-70.85	-73.51	2.88	9.40	H
	2505.72	-61.61	-13	-48.61	-67.67	-67.56	2.5	10.60	H
	3340.96	-67.58	-13	-54.58	-75.58	-73.40	4.63	12.60	H
	1670.48	-71.25	-13	-58.25	-73.09	-75.62	2.88	9.40	V
	2505.72	-65.11	-13	-52.11	-71.06	-71.06	2.50	10.60	V
	3340.96	-69.44	-13	-56.44	-77.47	-75.26	4.63	12.60	V

Remark: Spurious emissions within 30-1000MHz were found more than 20dB below limit line.



LTE Band 5 / 5MHz / QPSK									
Channel	Frequency (MHz)	ERP (dBm)	Limit (dBm)	Over Limit (dB)	SPA Reading (dBm)	S.G. Power (dBm)	TX Cable loss (dB)	TX Antenna Gain (dBi)	Polarization (H/V)
Middle	1668.68	-69.75	-13	-56.75	-71.46	-74.12	2.88	9.40	H
	2503.02	-63.32	-13	-50.32	-69.38	-69.27	2.5	10.60	H
	3337.36	-66.53	-13	-53.53	-74.53	-72.35	4.63	12.60	H
	1668.68	-72.95	-13	-59.95	-74.79	-77.32	2.88	9.40	V
	2503.02	-65.67	-13	-52.67	-71.62	-71.62	2.50	10.60	V
	3337.36	-69.32	-13	-56.32	-77.35	-75.14	4.63	12.60	V

Remark: Spurious emissions within 30-1000MHz were found more than 20dB below limit line.

LTE Band 5 / 10MHz / QPSK									
Channel	Frequency (MHz)	ERP (dBm)	Limit (dBm)	Over Limit (dB)	SPA Reading (dBm)	S.G. Power (dBm)	TX Cable loss (dB)	TX Antenna Gain (dBi)	Polarization (H/V)
Middle	1664.08	-68.77	-13	-55.77	-70.48	-73.14	2.88	9.40	H
	2496.27	-62.49	-13	-49.49	-68.55	-68.44	2.5	10.60	H
	3328.36	-64.69	-13	-51.69	-72.69	-70.51	4.63	12.60	H
	1664.08	-72.97	-13	-59.97	-74.81	-77.34	2.88	9.40	V
	2496.27	-65.51	-13	-52.51	-71.46	-71.46	2.50	10.60	V
	3328.36	-66.66	-13	-53.66	-74.69	-72.48	4.63	12.60	V

Remark: Spurious emissions within 30-1000MHz were found more than 20dB below limit line.



LTE Band 7 / 5MHz / QPSK									
Channel	Frequency (MHz)	EIRP (dBm)	Limit (dBm)	Over Limit (dB)	SPA Reading (dBm)	S.G. Power (dBm)	TX Cable loss (dB)	TX Antenna Gain (dBi)	Polarization (H/V)
Middle	5065.7	-60.21	-25	-35.21	-77.28	-67.06	6.25	13.10	H
	7598.5	-57.67	-25	-32.67	-78.54	-61.24	7.73	11.30	H
	10131.4	-54.51	-25	-29.51	-80.61	-58.17	8.44	12.10	H
	5065.7	-59.61	-25	-34.61	-76.35	-66.46	6.25	13.10	V
	7598.5	-57.63	-25	-32.63	-78.17	-61.20	7.73	11.30	V
	10131.4	-56.50	-25	-31.50	-80.79	-60.16	8.44	12.10	V

Remark: Spurious emissions within 30-1000MHz were found more than 20dB below limit line.

LTE Band 7 / 10MHz / QPSK									
Channel	Frequency (MHz)	EIRP (dBm)	Limit (dBm)	Over Limit (dB)	SPA Reading (dBm)	S.G. Power (dBm)	TX Cable loss (dB)	TX Antenna Gain (dBi)	Polarization (H/V)
Middle	5061.2	-59.70	-25	-34.70	-76.77	-66.55	6.25	13.10	H
	7591.8	-57.75	-25	-32.75	-78.62	-61.32	7.73	11.30	H
	10122.4	-54.56	-25	-29.56	-80.66	-58.22	8.44	12.10	H
	5061.2	-58.77	-25	-33.77	-75.51	-65.62	6.25	13.10	V
	7591.8	-57.85	-25	-32.85	-78.39	-61.42	7.73	11.30	V
	10122.4	-56.06	-25	-31.06	-80.35	-59.72	8.44	12.10	V

Remark: Spurious emissions within 30-1000MHz were found more than 20dB below limit line.



LTE Band 7 / 15MHz / QPSK									
Channel	Frequency (MHz)	EIRP (dBm)	Limit (dBm)	Over Limit (dB)	SPA Reading (dBm)	S.G. Power (dBm)	TX Cable loss (dB)	TX Antenna Gain (dBi)	Polarization (H/V)
Middle	5056.7	-59.70	-25	-34.70	-76.77	-66.55	6.25	13.10	H
	7585.0	-58.09	-25	-33.09	-78.96	-61.66	7.73	11.30	H
	10113.4	-54.73	-25	-29.73	-80.83	-58.39	8.44	12.10	H
	5056.7	-58.79	-25	-33.79	-75.53	-65.64	6.25	13.10	V
	7585.0	-57.60	-25	-32.60	-78.14	-61.17	7.73	11.30	V
	10113.4	-56.09	-25	-31.09	-80.38	-59.75	8.44	12.10	V

Remark: Spurious emissions within 30-1000MHz were found more than 20dB below limit line.

LTE Band 7 / 20MHz / QPSK									
Channel	Frequency (MHz)	EIRP (dBm)	Limit (dBm)	Over Limit (dB)	SPA Reading (dBm)	S.G. Power (dBm)	TX Cable loss (dB)	TX Antenna Gain (dBi)	Polarization (H/V)
Middle	5052.2	-60.08	-25	-35.08	-77.15	-66.93	6.25	13.10	H
	7578.3	-57.56	-25	-32.56	-78.43	-61.13	7.73	11.30	H
	10104.4	-54.78	-25	-29.78	-80.88	-58.44	8.44	12.10	H
	5052.2	-58.89	-25	-33.89	-75.63	-65.74	6.25	13.10	V
	7578.3	-56.69	-25	-31.69	-77.23	-60.26	7.73	11.30	V
	10104.4	-56.42	-25	-31.42	-80.71	-60.08	8.44	12.10	V

Remark: Spurious emissions within 30-1000MHz were found more than 20dB below limit line.