



For Question,  
Please Contact with WSCT  
[www.wsct-cert.com](http://www.wsct-cert.com)

# TEST REPORT

**FCC ID: 2AIZN-X620B**

**Product: Mobile phone**

**Model No.: X620B**

**Additional Model No.: N/A**

**Trade Mark: Infinix**

**Report No.: FCC18070037A-RF**

**Issued Date: July 27, 2018**

Issued for:

**INFINIX MOBILITY LIMITED**

**RMS 05-15, 13A/F SOUTH TOWER WORLD FINANCE CTR HARBOUR CITY 17  
CANTON RD TST KLN HONG KONG**

Issued By:

**World Standardization Certification & Testing Group Co., Ltd.  
Building A-B, Baoshi Science & Technology Park, Baoshi Road,  
Bao'an District, Shenzhen, Guangdong, China**

**TEL: +86-755-26996192**

**FAX: +86-755-86376605**



**Note:** The results contained in this report pertain only to the tested sample. This report shall not be reproduced, except in full, without written approval of World Standardization Certification & Testing Group Co., Ltd. This report must not be used by the client to claim product certification, approval, or endorsement by NVLAP, NIST, or any agency of the U.S. Government.





## TABLE OF CONTENTS

<b>1.</b>	<b>GENERAL INFORMATION.....</b>	<b>3</b>
<b>2.</b>	<b>GENERAL DESCRIPTION OF EUT.....</b>	<b>4</b>
<b>3.</b>	<b>FACILITIES AND ACCREDITATIONS.....</b>	<b>6</b>
3.1.	TEST FACILITY.....	6
3.2.	ACCREDITATIONS.....	6
3.3.	DESCRIPTION OF TEST CHANNELS AND TEST MODES.....	7
3.4.	EQUIPMENT MODIFICATIONS.....	10
<b>4.</b>	<b>SUMMARY OF TEST REQUIREMENTS AND RESULTS.....</b>	<b>11</b>
<b>5.</b>	<b>MEASUREMENT INSTRUMENTS.....</b>	<b>13</b>
<b>6.</b>	<b>EFFECTIVE (ISOTROPIC) RADIATED POWER.....</b>	<b>14</b>
<b>7.</b>	<b>SPURIOUS EMISSION (Conducted and Radiated).....</b>	<b>43</b>
7.1.	MEASUREMENT RESULT (PRE-MEASUREMENT).....	43
<b>8.</b>	<b>OCCUPIED BANDWIDTH&amp; Emission Bandwidth.....</b>	<b>134</b>
<b>9.</b>	<b>BAND EDGE.....</b>	<b>213</b>
<b>10.</b>	<b>E-UTRA BANDS.....</b>	<b>219</b>
<b>11.</b>	<b>FREQUENCY STABILITY.....</b>	<b>334</b>
11.1.	MEASUREMENT RESULT (WORST).....	335
<b>12.</b>	<b>PHOTOGRAPHS OF THE TEST CONFIGURATION.....</b>	<b>346</b>
<b>13.</b>	<b>PHOTOGRAPHS OF EUT.....</b>	<b>348</b>





For Question,  
Please Contact with WSCT  
www.wsct-cert.com

# 1. GENERAL INFORMATION

<b>Product:</b>	Mobile phone
<b>Model No.:</b>	X620B
<b>Additional Model:</b>	N/A
<b>Applicant:</b>	INFINIX MOBILITY LIMITED
<b>Address:</b>	RMS 05-15, 13A/F SOUTH TOWER WORLD FINANCE CTR HARBOUR CITY 17 CANTON RD TST KLN HONG KONG
<b>Manufacturer:</b>	SHENZHEN TECNO TECHNOLOGY CO.,LTD.
<b>Address:</b>	1/F-4/F,7/F, BUILDING 3, TAIPINGYANG INDUSTRIAL ZONE, NO.2088, SHENYAN ROAD, YANTIAN DISTRICT, SHENZHEN CITY, GUANGDONG PROVINCE, P.R.C
<b>Data of receipt:</b>	July 16, 2018
<b>Date of Test:</b>	July 16, 2018 to July 25, 2018
<b>Applicable Standards:</b>	FCC Rules Part 22H and 24E and 27.

The above equipment has been tested by World Standardization Certification & Testing Group Co., Ltd. and found compliance with the requirements set forth in the technical standards mentioned above. The results of testing in this report apply only to the product/system, which was tested. Other similar equipment will not necessarily produce the same results due to production tolerance and measurement uncertainties.

**Tested By:** Pu Shixi  
( Pu Shixi)

**Date:** July 27, 2018

**Check By:** Qin Shuiquan  
( Qin Shuiquan)

**Date:** July 27, 2018

**Approved By:** Wang Fengbing  
(Wang Fengbing)

**Date:** July 27, 2018





## 2. GENERAL DESCRIPTION OF EUT

<b>Equipment Type:</b>	Mobile phone
<b>Hardware version:</b>	V2.1
<b>Software version:</b>	X620B-Q6361A-O-180702V06
<b>Frequency Bands:</b>	<input checked="" type="checkbox"/> GSM 850 <input checked="" type="checkbox"/> PCS 1900 (U.S. Bands) UTRA Bands: <input checked="" type="checkbox"/> UTRA Band 2 <input checked="" type="checkbox"/> UTRA Band 4 <input checked="" type="checkbox"/> UTRA Band 5 E-UTRA Bands: <input checked="" type="checkbox"/> E-UTRA Band 2 <input checked="" type="checkbox"/> E-UTRA Band 4 <input checked="" type="checkbox"/> E-UTRA Band 5 <input checked="" type="checkbox"/> E-UTRA Band 7
<b>Antenna Type:</b>	Internal Antenna
<b>Antenna gain:</b>	PCS 1900: 0.45dBi GSM850: -6.07dBi UTRA Band 2: 0.45dBi UTRA Band 4: 0.47dBi UTRA Band 5: -6.07dBi E-UTRA Band 2: 0.45dBi E-UTRA Band 4: 0.47dBi E-UTRA Band 5: -6.07dBi E-UTRA Band 7: -2.55dBi
<b>Battery information:</b>	Li-Polymer Battery : BL-35BX Voltage: 3.85V Capacity: 3550mAh/3650mAh(min/typ) Limited Charge Voltage: 4.4V
<b>Adapter Information:</b>	Adapter: CQ-18VX Input: AC 100-240V 50/60Hz 0.5A Output: DC 5.0V---3.0A/ 9.0V---2.0A/ 12.0V---1.5A
<b>Card(S):</b>	Card 1: E-UTRA Card Slot Card 2: GSM Card Slot
<b>Max power:</b>	See Table 2.1.2
<b>Extreme Vol. Limits:</b>	DC 3.5V to 4.4V (Normal: DC 3.85V)
<b>Extreme Temp. Tolerance</b>	-10°C to +65°C





For Question,  
 Please Contact with WSCT  
[www.wsct-cert.com](http://www.wsct-cert.com)

**Table 2.1 The Basic Technical Specification for Working BAND(S).**

OPERATION BAND(S)	Power Class	Mod.	Max Average (dBm)	Max Peak Power (dBm)
GSM850	Class 4	GMSK	32.92	33.81
DCS1900	Class 1	GMSK	30.20	31.38
UTRA BAND 2	Class 3	QPSK	21.85	22.95
UTRA BAND 4	Class 3	QPSK	22.20	22.97
UTRA BAND 5	Class 3	QPSK	22.46	23.70
E-UTRA Band 2	Class 3	QPSK	21.26	22.41
E-UTRA Band 2	Class 3	16QAM	21.26	22.40
E-UTRA Band 4	Class 3	QPSK	21.26	22.53
E-UTRA Band 4	Class 3	16QAM	21.25	22.55
E-UTRA Band 5	Class 3	QPSK	21.07	22.16
E-UTRA Band 5	Class 3	16QAM	21.05	22.16
E-UTRA Band 7	Class 3	QPSK	21.23	22.41
E-UTRA Band 7	Class 3	16QAM	21.27	22.44





### 3. FACILITIES AND ACCREDITATIONS

#### 3.1. Test Facility

All measurement facilities used to collect the measurement data are located at Building A-B, Baoshi Science & Technology Park, Baoshi Road, Bao'an District, Shenzhen, Guangdong, China of the World Standardization Certification & Testing Group Co., Ltd.

The sites are constructed in conformance with the requirements of ANSI C63.4 and CISPR Publication 22. All receiving equipment conforms to CISPR Publication 16-1, "Radio Interference Measuring Apparatus and Measurement Methods."

Registration Number: 366353

#### 3.2. ACCREDITATIONS

Our laboratories are accredited and approved by the following approval agencies according to ISO/IEC 17025.

- |               |   |
|---------------|---|
| <b>USA</b>    | <b>NVLAP</b> (The certificate registration number is NVLAP LAB CODE:600142-0) |
| <b>Japan</b>  | <b>VCCI</b> (The certificate registration number is C-4790, R-3684, G-837)    |
| <b>Canada</b> | <b>INDUSTRY CANADA</b><br>(The certificated registration number is 7700A-1)   |
| <b>China</b>  | <b>CNAS</b> (The certificated registration number is L3732)                   |

Copies of granted accreditation certificates are available for downloading from our web site, <http://www.wsct-cert.com>





### 3.3. Description Of Test Channels And Test Modes

#### Test channels:

GSM 850			
Test Channel	BW(MHz)	UL Channel	Frequency(MHz)
Low Range	0.2	128	824.2
Mid Range	0.2	190	836.6
High Range	0.2	251	848.8

PCS 1900			
Test Channel	BW(MHz)	UL Channel	Frequency(MHz)
Low Range	0.2	512	1850.2
Mid Range	0.2	661	1880
High Range	0.2	810	1909.8

URTA BAND 2			
Test Channel	BW(MHz)	UL Channel	Frequency(MHz)
Low Range	5	9262	1852.4
Mid Range	5	9400	1880
High Range	5	9538	1907.6

URTA BAND 4			
Test Channel	BW(MHz)	UL Channel	Frequency(MHz)
Low Range	5	1312	1712.4
Mid Range	5	1413	1732.6
High Range	5	1513	1752.6

URTA BAND 5			
Test Channel	BW(MHz)	UL Channel	Frequency(MHz)
Low Range	5	4132	826.4
Mid Range	5	4182	836.4
High Range	5	4233	846.6





For Question,  
Please Contact with WSCT  
www.wsct-cert.com

LTE BAND 2			
Test Channel	BW(MHz)	UL Channel	Frequency(MHz)
Low Range	1.4	18607	1850.7
	3	18615	1851.5
	5	18625	1852.5
	10	18650	1855
	15	18675	1857.5
	20	18700	1860
Mid Range	1.4/3/5/10	18900	1880
	15 /20		
High Range	1.4	19193	1909.3
	3	19185	1908.5
	5	19175	1907.5
	10	19150	1905
	15	19125	1902.5
	20	19100	1900

LTE BAND 4			
Test Channel	BW(MHz)	UL Channel	Frequency(MHz)
Low Range	1.4	19957	1710.7
	3	19965	1711.5
	5	19975	1712.5
	10	20000	1715
	15	20025	1717.5
	20	20050	1720
Mid Range	1.4/3/5/10/15/20	20175	1732.5
High Range	1.4	20393	1754.3
	3	20385	1753.5
	5	20375	1752.5
	10	20350	1750
	15	20325	1747.5
	20	20300	1745







For Question,  
Please Contact with WSCT  
www.wsct-cert.com

LTE BAND 5			
Test Channel	BW(MHz)	UL Channel	Frequency(MHz)
Low Range	1.4	20470	824.7
	3	20415	825.5
	5	20425	826.5
	10	20450	829
Mid Range	1.4/3/5/10	20525	836.5
High Range	1.4	20643	848.3
	3	20635	847.5
	5	20625	846.5
	10	20600	844

LTE BAND 7			
Test Channel	BW(MHz)	UL Channel	Frequency(MHz)
Low Range	5	20775	2502.5
	10	20800	2505
	15	20825	2507.5
	20	20850	2510
Mid Range	5/10/15/20	21100	2535
High Range	5	21425	2567.5
	10	21400	2565
	15	21375	2562.5
	20	21350	2560

Note 1: both QPSK&16QAM modulation has been measured;

Note 2: The worst condition was recorded in the test report if no other modes test data.





For Question,  
Please Contact with WSCT  
[www.wsct-cert.com](http://www.wsct-cert.com)

### 3.4. Equipment Modifications

Not available for this EUT intended for grant.





#### 4. SUMMARY OF TEST REQUIREMENTS AND RESULTS

##### BAND 2(PCS 1900/ E-UTRA Band 2/ UTRA Band 2):

Test Item	FCC Rule No.	Requirements	Judgement
Effective (Isotropic) Radiated Power	§2.1046, §24.232(c)	EIRP ≤ 2W(33dBm)	Pass
Bandwidth	§2.1049 §24.238(a)	OBW: No limit. EBW: No limit.	Pass
Band Edges	§2.1051, §24.238(a)	-13dBm	Pass
Spurious Emission at Antenna Terminals	§2.1051, §24.238(a)	-13dBm	Pass
Field Strength of Spurious Radiation	§2.1053, §24.238(a)	-13dBm	Pass
Frequency Stability	§2.1055, §24.235	the fundamental emission stays within the authorized frequency block.	Pass
Peak to average ratio	§24.232(d)	<13dB	Pass

##### BAND 4(UTRA Band 4 /E-UTRA Band 4 /E-UTRA Band 12 /E-UTRA Band 17):

Test Item	FCC Rule No.	Requirements	Judgement
Effective (Isotropic) Radiated Power	§2.1046, §27.50(d)	EIRP ≤ 1W(30dBm)	Pass
Bandwidth	§2.1049	OBW: No limit. EBW: No limit.	Pass
Band Edges	§2.1051, §27.53(h)	-13dBm	Pass
Spurious Emission at Antenna Terminals	§2.1051, §27.53(h)	-13dBm	Pass
Field Strength of Spurious Radiation	§2.1053, §27.53(h)	-13dBm	Pass
Frequency Stability	§2.1055, §27.54	the fundamental emissions stay within the authorized bands of operation. (2.5ppm)	Pass
Peak to average ratio	§27.50(d)	<13dB	Pass




**BAND 5(GSM850/ UTRA Band 5/ E-UTRA Band 5):**

Test Item	FCC Rule No.	Requirements	Judgement
Effective (Isotropic) Radiated Power	§2.1046, §2.913(a)	EIRP ≤ 7W(38.5dBm)	Pass
Occupied Bandwidth	§2.1049	OBW: No limit.	Pass
Emission Bandwidth	22.917(b)	EBW: No limit.	Pass
Band Edges Compliance	§2.1051, §22.917(a)(b)	KDB 971 168 D02 971168 D02 Misc OOB License Digital Systems v01 &27.53(m) for detail the limit is upon different OBW	Pass
Spurious Emission at Antenna Terminals	§2.1051, §22.917	-13dBm	Pass
Field Strength of Spurious Radiation	§2.1053, §22.917	-13dBm	Pass
Frequency Stability	§2.1055, §22.355	the fundamental emissions stay within the authorized bands of operation. (2.5ppm)	Pass

**BAND 7(E-UTRA Band 7):**

Test Item	FCC Rule No.	Requirements	Judgement
Effective (Isotropic) Radiated Power	§2.1046, §27.50(h)	EIRP ≤ 2W(33dBm)	Pass
Bandwidth	§2.1049	OBW: No limit. EBW: No limit.	Pass
Band Edges	§2.1051, §27.53(m)	KDB 971 168 D02 971168 D02 Misc OOB License Digital Systems v01 &27.53(m) for detail the limit is upon different OBW	Pass
Spurious Emission at Antenna Terminals	§2.1051, §27.53(m)	-25dBm	Pass
Field Strength of Spurious Radiation	§2.1053, §27.53(m)	-25dBm	Pass
Frequency Stability	§2.1055, §27.54	the fundamental emissions stay within the authorized bands of operation. (2.5ppm)	Pass





## 5. MEASUREMENT INSTRUMENTS

NAME OF EQUIPMENT	MANUFACTURER	MODEL	SERIAL NUMBER	Calibration Date	Calibration Due.
EMI Test Receiver	R&S	ESCI	100005	08/19/2017	08/18/2018
LISN	AFJ	LS16	16010222119	08/19/2017	08/18/2018
LISN(EUT)	Mestec	AN3016	04/10040	08/19/2017	08/18/2018
Universal Radio Communication Tester	R&S	CMU 200	1100.0008.02	08/19/2017	08/18/2018
Coaxial cable	Megalon	LMR400	N/A	08/12/2017	08/11/2018
GPIO cable	Megalon	GPIO	N/A	08/12/2017	08/11/2018
Spectrum Analyzer	R&S	FSU	100114	08/19/2017	08/18/2018
Pre Amplifier	H.P.	HP8447E	2945A02715	10/13/2017	10/12/2018
Pre-Amplifier	CDSI	PAP-1G18-38	--	10/13/2017	10/12/2018
Loop Antenna	R&S	HFH2-Z2	100296	10/13/2017	10/12/2018
Bi-log Antenna	SUNOL Sciences	JB3	A021907	09/13/2017	09/12/2018
9*6*6 Anechoic	--	--	--	08/21/2017	08/20/2018
Horn Antenna	COMPLIANCE ENGINEERING	CE18000	--	09/13/2017	09/12/2018
Horn Antenna	SCHWARZBECK	BBHA9120D	9120D-631	08/23/2017	08/22/2018
Power meter	Anritsu	ML2487A	6K00003613	08/23/2017	08/22/2018
Power meter	Anritsu	MA2491A	32263	08/23/2017	08/22/2018
Cable	TIME MICROWAVE	LMR-400	N-TYPE04	04/24/2018	04/23/2019
System-Controller	CCS	N/A	N/A	N.C.R	N.C.R
Turn Table	CCS	N/A	N/A	N.C.R	N.C.R
Antenna Tower	CCS	N/A	N/A	N.C.R	N.C.R
RF cable	Murata	MXHQ87WA3000	-	08/21/2017	08/20/2018
Loop Antenna	EMCO	6502	00042960	08/22/2017	08/21/2018
Wideband Radio Communication Tester	R&S	CMW 500	103974	08/19/2017	08/18/2018
Horn Antenna	SCHWARZBECK	BBHA 9170	1123	08/19/2017	08/18/2018
H & T Chamber	Guangzhou gongwen	GDJS-500-40	0329	08/19/2017	08/18/2018





## 6. EFFECTIVE (ISOTROPIC) RADIATED POWER

### Test limit:

According to §22.913, The ERP of mobile transmitters and auxiliary test transmitters must not exceed 7 Watts.

According to §24.232, Mobile and portable stations are limited to 2 watts EIRP and the equipment must employ a means for limiting power to the minimum necessary for successful communications.

According to §27.50 (d), Fixed, mobile, and portable (hand-held) stations operating in the 1710-1755 MHz band and mobile and portable stations operating in the 1695-1710 MHz and 1755-1780 MHz bands are limited to 1 watt EIRP. Fixed stations operating in the 1710-1755 MHz band are limited to a maximum antenna height of 10 meters above ground.

Mobile and portable stations operating in these bands must employ a means for limiting power to the minimum necessary for successful communications. According to §27.50 (h), Mobile and other user stations. Mobile stations are limited to 2.0 watts EIRP. All user stations are limited to 2.0 watts transmitter output power.

See section 4.

### Test procedure:

1. The setup of EUT is according with per TIA/EIA Standard 603 D:2010 or KDB971168 D01 v02r02.
2. The measurement antenna was placed at a distance of 3 meters from the EUT. During the tests, the antenna height and polarization as well as EUT azimuth were varied in order to identify the maximum level of emissions from the EUT. The test was performed by placing the EUT on 3-orthogonal axis.
3. The frequency range up to tenth harmonic of the fundamental frequency was investigated.
4. Remove the EUT and replace it with substitution antenna. A signal generator was connected to the substitution antenna by a non-radiating cable. The absolute levels of the spurious emissions were measured by the substitution.
5.  $ERP/EIRP = P_{Meas} + GT - LC$

where:

ERP/EIRP = effective or equivalent radiated power

$P_{Meas}$  = measured transmitter output power from SG

GT = gain of the substitution antenna

LC = cable loss between SG and substitution antenna.




**GSM850 BAND:**

Mode		Frequency (MHz)	Peak Power(dBm)	Avg.Burst Power(dBm)	PAP	Duty cycle Factor(dB)	Frame Power(dBm)
GSM850		824.2	33.33	<b>32.92</b>	0.41	-9	23.92
		836.6	<b>33.81</b>	32.89	0.92	-9	23.89
		848.8	33.07	32.9	0.17	-9	23.90
GPRS850	1 Tx Slots	824.2	33.35	32.45	0.90	-9.03	23.42
		836.6	33.35	32.37	0.98	-9.03	23.34
		848.8	32.96	32.38	0.58	-9.03	23.35
	2 Tx Slots	824.2	32.34	31.67	0.67	-6.02	25.65
		836.6	32.30	31.62	0.68	-6.02	25.60
		848.8	32.56	31.59	0.97	-6.02	25.57
	3 Tx Slots	824.2	31.60	30.46	1.14	-4.26	26.20
		836.6	31.43	30.39	1.04	-4.26	26.13
		848.8	31.64	30.37	1.27	-4.26	26.11
	4 Tx Slots	824.2	30.56	29.96	0.60	-3.01	26.95
		836.6	30.15	29.85	0.30	-3.01	26.84
		848.8	30.66	29.8	0.86	-3.01	26.79
EPRS850	1 Tx Slots	824.2	29.43	28.73	0.70	-9.03	19.70
		836.6	29.80	28.71	1.09	-9.03	19.68
		848.8	29.98	28.70	1.28	-9.03	19.67
	2 Tx Slots	824.2	28.88	27.85	1.03	-6.02	21.83
		836.6	28.40	27.82	0.58	-6.02	21.80
		848.8	28.01	27.81	0.20	-6.02	21.79
	3 Tx Slots	824.2	28.87	27.18	1.69	-4.26	22.92
		836.6	28.87	27.10	1.77	-4.26	22.84
		848.8	28.87	27.15	1.72	-4.26	22.89
	4 Tx Slots	824.2	27.49	26.76	0.73	-3.01	23.75
		836.6	27.93	26.65	1.28	-3.01	23.64
		848.8	27.56	26.67	0.89	-3.01	23.66

Duty cycle Factor = 1 Tx Slots,  $10 \cdot \log(1/8) = -9.03\text{dB}$ , 2 Tx Slots,  $10 \cdot \log(2/8) = -6.02\text{dB}$ ,  
 3Tx Slots,  $10 \cdot \log(3/8) = -4.26\text{dB}$ , 4 Tx Slots,  $10 \cdot \log(4/8) = -3.01\text{dB}$




**PCS1900 BAND:**

Mode	Frequency (MHz)	Peak Power(dBm)	Avg.Burst Power(dBm)	PAP	Duty cycle Factor(dB)	Frame Power(dBm)	
GSM1900	1850.2	31.38	30.15	1.23	-9	21.15	
	1880	30.48	30.20	0.28	-9	21.20	
	1909.8	30.76	30.11	0.65	-9	21.11	
GPRS1900	1 Tx Slots	1850.2	30.30	29.78	0.52	-9.03	20.75
		1880	30.32	29.76	0.56	-9.03	20.73
		1909.8	30.32	29.72	0.60	-9.03	20.69
	2 Tx Slots	1850.2	29.61	28.81	0.80	-6.02	22.79
		1880	29.04	28.84	0.20	-6.02	22.82
		1909.8	29.22	28.88	0.34	-6.02	22.86
	3 Tx Slots	1850.2	28.71	27.52	1.19	-4.26	23.26
		1880	28.02	27.51	0.51	-4.26	23.25
		1909.8	28.91	27.56	1.35	-4.26	23.30
	4 Tx Slots	1850.2	27.80	26.88	0.92	-3.01	23.87
		1880	27.93	26.82	1.11	-3.01	23.81
		1909.8	27.87	26.80	1.07	-3.01	23.79
EGPRS1900	1 Tx Slots	1850.2	27.77	27.56	0.21	-9.03	18.53
		1880	28.15	27.55	0.60	-9.03	18.52
		1909.8	27.72	27.48	0.24	-9.03	18.45
	2 Tx Slots	1850.2	27.32	26.71	0.61	-6.02	20.69
		1880	27.14	26.74	0.40	-6.02	20.72
		1909.8	27.37	26.79	0.58	-6.02	20.77
	3 Tx Slots	1850.2	26.34	25.90	0.44	-4.26	21.64
		1880	26.20	25.92	0.28	-4.26	21.66
		1909.8	26.57	25.93	0.64	-4.26	21.67
	4 Tx Slots	1850.2	26.11	25.43	0.68	-3.01	22.42
		1880	26.92	25.48	1.44	-3.01	22.47
		1909.8	26.06	25.45	0.61	-3.01	22.44

Duty cycle Factor = 1 Tx Slots,  $10 \cdot \log(1/8) = -9.03\text{dB}$ , 2 Tx Slots,  $10 \cdot \log(2/8) = -6.02\text{dB}$ ,  
 3Tx Slots,  $10 \cdot \log(3/8) = -4.26\text{dB}$ , 4 Tx Slots,  $10 \cdot \log(4/8) = -3.01\text{dB}$







For Question,  
Please Contact with WSCT  
www.wsct-cert.com

**ULTRA BANDS:  
BAND 2:**

Mode	Frequency (MHz)	Peak Power(dBm)	Avg.Burst Power(dBm)	PAPR (dB)	
RMC 12.2K	1852.4	22.67	<b>21.85</b>	0.82	
	1880	22.09	21.72	0.37	
	1907.6	22.42	21.80	0.62	
HSDPA	1 Tx Slots	1852.4	22.28	21.30	0.98
		1880	<b>22.95</b>	21.51	1.44
		1907.6	22.51	21.46	1.05
	2 Tx Slots	1852.4	22.06	21.26	0.80
		1880	21.92	20.67	1.25
		1907.6	21.43	20.69	0.74
	3 Tx Slots	1852.4	21.29	21.20	0.09
		1880	21.82	20.62	1.20
		1907.6	21.80	20.61	1.19
	4 Tx Slots	1852.4	21.89	21.12	0.77
		1880	21.08	20.56	0.52
		1907.6	21.62	20.58	1.04
HSUPA	1 Tx Slots	1852.4	21.81	21.43	0.38
		1880	21.45	20.88	0.57
		1907.6	21.51	20.87	0.64
	2 Tx Slots	1852.4	21.25	21.21	0.04
		1880	21.58	20.75	0.83
		1907.6	21.55	20.80	0.75
	3 Tx Slots	1852.4	21.87	21.18	0.69
		1880	21.53	20.81	0.72
		1907.6	21.75	20.78	0.97
	4 Tx Slots	1852.4	21.60	20.92	0.68
		1880	21.37	20.85	0.52
		1907.6	21.53	20.73	0.80
	5 Tx Slots	1852.4	21.38	20.90	0.48
		1880	21.95	20.77	1.18
		1907.6	21.32	20.70	0.62





For Question,  
Please Contact with WSCT  
www.wsct-cert.com

**BAND 4:**

Mode	Frequency (MHz)	Peak Power(dBm)	Avg.Burst Power(dBm)	PAPR (dB)	
RMC 12.2K	1712.4	22.92	22.02	0.90	
	1732.6	<b>22.97</b>	22.16	0.81	
	1752.6	23.41	<b>22.20</b>	1.21	
HSDPA	1 Tx Slots	1712.4	22.57	21.71	0.86
		1732.6	22.12	21.73	0.39
		1752.6	22.41	21.75	0.66
	2 Tx Slots	1712.4	22.08	21.86	0.22
		1732.6	22.73	21.84	0.89
		1752.6	22.14	21.82	0.32
	3 Tx Slots	1712.4	22.32	21.75	0.57
		1732.6	22.47	21.61	0.86
		1752.6	22.41	21.56	0.85
	4 Tx Slots	1712.4	22.32	21.67	0.65
		1732.6	22.23	21.72	0.51
		1752.6	22.58	21.61	0.97
HSUPA	1 Tx Slots	1712.4	22.55	21.86	0.69
		1732.6	22.51	21.68	0.83
		1752.6	22.33	21.53	0.80
	2 Tx Slots	1712.4	22.92	21.63	1.29
		1732.6	22.35	21.75	0.60
		1752.6	22.42	21.62	0.80
	3 Tx Slots	1712.4	22.07	21.58	0.49
		1732.6	22.37	21.66	0.71
		1752.6	22.51	21.53	0.98
	4 Tx Slots	1712.4	22.85	21.49	1.36
		1732.6	22.80	21.42	1.38
		1752.6	22.04	21.48	0.56
	5 Tx Slots	1712.4	22.21	21.41	0.80
		1732.6	22.32	21.37	0.95
		1752.6	22.40	21.40	1.00





For Question,  
Please Contact with WSCT  
www.wsct-cert.com

**BAND 5:**

Mode	Frequency (MHz)	Peak Power(dBm)	Avg.Burst Power(dBm)	PAPR (dB)	
RMC 12.2K	826.4	<b>23.70</b>	<b>22.46</b>	1.24	
	836.4	23.04	22.40	0.64	
	846.6	22.91	22.35	0.56	
HSDPA	1 Tx Slots	826.4	23.66	22.24	1.42
		836.4	23.13	22.18	0.95
		846.6	23.06	22.12	0.94
	2 Tx Slots	826.4	22.84	21.82	1.02
		836.4	22.84	21.81	1.03
		846.6	22.86	21.80	1.06
	3 Tx Slots	826.4	22.38	21.63	0.75
		836.4	22.61	21.52	1.09
		846.6	22.36	21.54	0.82
	4 Tx Slots	826.4	22.21	21.58	0.63
		836.4	22.34	21.50	0.84
		846.6	22.13	21.61	0.52
HSUPA	1 Tx Slots	826.4	22.25	21.79	0.46
		836.4	22.69	21.66	1.03
		846.6	22.14	21.69	0.45
	2 Tx Slots	826.4	22.93	21.60	1.33
		836.4	22.48	21.72	0.76
		846.6	22.35	21.62	0.73
	3 Tx Slots	826.4	22.79	21.53	1.26
		836.4	22.20	21.53	0.67
		846.6	22.94	21.50	1.44
	4 Tx Slots	826.4	22.53	21.48	1.05
		836.4	22.52	21.37	1.15
		846.6	22.89	21.35	1.54
	5 Tx Slots	826.4	22.60	21.33	1.27
		836.4	22.04	21.29	0.75
		846.6	22.48	21.31	1.17






For Question,  
Please Contact with WSCT  
www.wsct-cert.com

**E-UTRA BANDS:  
BAND 2:**

Bandwidth	UL Channel	Frequency	Modulation	RB	RB	Average	Peak	PAPR (dB)
				Size	Offset	(dBm)	(dBm)	
1.4	18607	1850.7	QPSK	1	LOW	20.70	21.59	0.89
1.4	18607	1850.7	QPSK	1	MID	21.08	21.92	0.84
1.4	18607	1850.7	QPSK	1	HIGH	20.78	21.5	0.72
1.4	18607	1850.7	QPSK	3	LOW	21.18	21.69	0.51
1.4	18607	1850.7	QPSK	3	MID	20.41	22.28	1.87
1.4	18607	1850.7	QPSK	3	HIGH	20.64	21.69	1.05
1.4	18607	1850.7	QPSK	6	LOW	20.95	22.36	1.41
1.4	18607	1850.7	Q16	1	LOW	20.93	21.67	0.74
1.4	18607	1850.7	Q16	1	MID	20.74	21.87	1.13
1.4	18607	1850.7	Q16	1	HIGH	21.03	21.53	0.50
1.4	18607	1850.7	Q16	3	LOW	21.22	21.46	0.24
1.4	18607	1850.7	Q16	3	MID	20.56	21.49	0.93
1.4	18607	1850.7	Q16	3	HIGH	21.02	22.02	1.00
1.4	18607	1850.7	Q16	6	LOW	20.3	21.57	1.27
1.4	18900	1880	QPSK	1	LOW	20.93	22.18	1.25
1.4	18900	1880	QPSK	1	MID	20.42	22.4	1.98
1.4	18900	1880	QPSK	1	HIGH	21.25	21.66	0.41
1.4	18900	1880	QPSK	3	LOW	20.72	21.95	1.23
1.4	18900	1880	QPSK	3	MID	20.3	22.11	1.81
1.4	18900	1880	QPSK	3	HIGH	20.73	22.28	1.55
1.4	18900	1880	QPSK	6	LOW	20.88	22.06	1.18
1.4	18900	1880	Q16	1	LOW	20.45	22.21	1.76
1.4	18900	1880	Q16	1	MID	20.61	21.44	0.83
1.4	18900	1880	Q16	1	HIGH	21.03	21.79	0.76
1.4	18900	1880	Q16	3	LOW	20.87	21.94	1.07
1.4	18900	1880	Q16	3	MID	20.86	22.11	1.25
1.4	18900	1880	Q16	3	HIGH	20.78	22.24	1.46
1.4	18900	1880	Q16	6	LOW	21.05	22.34	1.29
1.4	19193	1909.3	QPSK	1	LOW	20.54	21.69	1.15
1.4	19193	1909.3	QPSK	1	MID	20.83	22.28	1.45
1.4	19193	1909.3	QPSK	1	HIGH	20.82	22.21	1.39
1.4	19193	1909.3	QPSK	3	LOW	20.54	21.55	1.01
1.4	19193	1909.3	QPSK	3	MID	20.57	21.66	1.09
1.4	19193	1909.3	QPSK	3	HIGH	20.69	22.2	1.51
1.4	19193	1909.3	QPSK	6	LOW	20.84	21.85	1.01
1.4	19193	1909.3	Q16	1	LOW	20.46	21.84	1.38
1.4	19193	1909.3	Q16	1	MID	20.89	21.99	1.10
1.4	19193	1909.3	Q16	1	HIGH	20.93	21.77	0.84
1.4	19193	1909.3	Q16	3	LOW	20.74	21.6	0.86
1.4	19193	1909.3	Q16	3	MID	21.06	21.9	0.84
1.4	19193	1909.3	Q16	3	HIGH	20.96	22.04	1.08
1.4	19193	1909.3	Q16	6	LOW	20.55	22.2	1.65
3	18615	1851.5	QPSK	1	LOW	20.97	21.51	0.54
3	18615	1851.5	QPSK	1	MID	21.13	21.7	0.57
3	18615	1851.5	QPSK	1	HIGH	20.89	22.07	1.18





For Question,  
Please Contact with WSCT  
www.wsct-cert.com

Bandwidth	UL Channel	Frequency	Modulation	RB	RB	Average (dBm)	Peak (dBm)	PAPR (dB)
				Size	Offset			
3	18615	1851.5	QPSK	8	LOW	20.55	22.27	1.72
3	18615	1851.5	QPSK	8	MID	20.61	22.37	1.76
3	18615	1851.5	QPSK	8	HIGH	20.48	21.95	1.47
3	18615	1851.5	QPSK	15	LOW	21.24	21.7	0.46
3	18615	1851.5	Q16	1	LOW	21	21.71	0.71
3	18615	1851.5	Q16	1	MID	20.9	22.21	1.31
3	18615	1851.5	Q16	1	HIGH	20.97	21.82	0.85
3	18615	1851.5	Q16	8	LOW	20.96	21.66	0.70
3	18615	1851.5	Q16	8	MID	20.47	21.88	1.41
3	18615	1851.5	Q16	8	HIGH	20.94	21.71	0.77
3	18615	1851.5	Q16	15	LOW	20.62	22.1	1.48
3	18900	1880	QPSK	1	LOW	21.2	21.9	0.70
3	18900	1880	QPSK	1	MID	20.44	22.08	1.64
3	18900	1880	QPSK	1	HIGH	20.56	22.31	1.75
3	18900	1880	QPSK	8	LOW	20.94	21.98	1.04
3	18900	1880	QPSK	8	MID	21.14	22.11	0.97
3	18900	1880	QPSK	8	HIGH	20.51	21.56	1.05
3	18900	1880	QPSK	15	LOW	20.52	21.86	1.34
3	18900	1880	Q16	1	LOW	20.31	21.82	1.51
3	18900	1880	Q16	1	MID	20.29	22.13	1.84
3	18900	1880	Q16	1	HIGH	20.63	22.13	1.50
3	18900	1880	Q16	8	LOW	21.03	22.02	0.99
3	18900	1880	Q16	8	MID	20.65	21.86	1.21
3	18900	1880	Q16	8	HIGH	20.36	21.57	1.21
3	18900	1880	Q16	15	LOW	20.65	22.24	1.59
3	19185	1908.5	QPSK	1	LOW	20.68	22	1.32
3	19185	1908.5	QPSK	1	MID	20.39	21.83	1.44
3	19185	1908.5	QPSK	1	HIGH	20.56	21.44	0.88
3	19185	1908.5	QPSK	8	LOW	20.27	22.07	1.80
3	19185	1908.5	QPSK	8	MID	21.02	22.08	1.06
3	19185	1908.5	QPSK	8	HIGH	20.96	21.78	0.82
3	19185	1908.5	QPSK	15	LOW	21.1	22.04	0.94
3	19185	1908.5	Q16	1	LOW	20.41	21.43	1.02
3	19185	1908.5	Q16	1	MID	20.8	21.94	1.14
3	19185	1908.5	Q16	1	HIGH	20.8	22.31	1.51
3	19185	1908.5	Q16	8	LOW	20.99	22.02	1.03
3	19185	1908.5	Q16	8	MID	20.44	21.68	1.24
3	19185	1908.5	Q16	8	HIGH	21.03	22.15	1.12
3	19185	1908.5	Q16	15	LOW	20.79	21.71	0.92
5	18625	1852.5	QPSK	1	LOW	20.78	22.33	1.55
5	18625	1852.5	QPSK	1	MID	21.26	22.23	0.97
5	18625	1852.5	QPSK	1	HIGH	20.75	21.83	1.08
5	18625	1852.5	QPSK	12	LOW	21.08	21.42	0.34
5	18625	1852.5	QPSK	12	MID	20.83	21.82	0.99
5	18625	1852.5	QPSK	12	HIGH	20.83	21.9	1.07
5	18625	1852.5	QPSK	25	LOW	20.81	22.25	1.44
5	18625	1852.5	Q16	1	LOW	20.39	22.07	1.68
5	18625	1852.5	Q16	1	MID	20.28	21.78	1.50
5	18625	1852.5	Q16	1	HIGH	20.37	21.59	1.22



For Question,  
Please Contact with WSCT  
www.wsct-cert.com

Bandwidth	UL Channel	Frequency	Modulation	RB	RB	Average (dBm)	Peak (dBm)	PAPR (dB)
				Size	Offset			
5	18625	1852.5	Q16	12	LOW	21.02	21.97	0.95
5	18625	1852.5	Q16	12	MID	20.95	21.55	0.60
5	18625	1852.5	Q16	12	HIGH	20.69	22.34	1.65
5	18625	1852.5	Q16	25	LOW	21.13	22.34	1.21
5	18900	1880	QPSK	1	LOW	20.78	21.92	1.14
5	18900	1880	QPSK	1	MID	21.19	21.75	0.56
5	18900	1880	QPSK	1	HIGH	21.2	21.98	0.78
5	18900	1880	QPSK	12	LOW	20.46	22.2	1.74
5	18900	1880	QPSK	12	MID	21.01	22.04	1.03
5	18900	1880	QPSK	12	HIGH	21.02	21.83	0.81
5	18900	1880	QPSK	25	LOW	21.02	21.76	0.74
5	18900	1880	Q16	1	LOW	21.05	22.14	1.09
5	18900	1880	Q16	1	MID	20.65	21.89	1.24
5	18900	1880	Q16	1	HIGH	21.05	21.57	0.52
5	18900	1880	Q16	12	LOW	20.55	22.4	1.85
5	18900	1880	Q16	12	MID	20.89	21.69	0.80
5	18900	1880	Q16	12	HIGH	21.13	22.27	1.14
5	18900	1880	Q16	25	LOW	20.7	22.33	1.63
5	19175	1907.5	QPSK	1	LOW	21.11	22.3	1.19
5	19175	1907.5	QPSK	1	MID	20.44	21.87	1.43
5	19175	1907.5	QPSK	1	HIGH	21.26	22.07	0.81
5	19175	1907.5	QPSK	12	LOW	21.09	21.81	0.72
5	19175	1907.5	QPSK	12	MID	20.51	22.27	1.76
5	19175	1907.5	QPSK	12	HIGH	21.15	21.71	0.56
5	19175	1907.5	QPSK	25	LOW	20.74	21.42	0.68
5	19175	1907.5	Q16	1	LOW	20.41	22.04	1.63
5	19175	1907.5	Q16	1	MID	21.14	21.86	0.72
5	19175	1907.5	Q16	1	HIGH	20.47	21.92	1.45
5	19175	1907.5	Q16	12	LOW	20.49	21.59	1.10
5	19175	1907.5	Q16	12	MID	21.17	22.28	1.11
5	19175	1907.5	Q16	12	HIGH	21.19	22.22	1.03
5	19175	1907.5	Q16	25	LOW	20.33	22.2	1.87
10	18650	1855	QPSK	1	LOW	20.67	21.44	0.77
10	18650	1855	QPSK	1	MID	20.69	22.19	1.50
10	18650	1855	QPSK	1	HIGH	20.28	22.27	1.99
10	18650	1855	QPSK	25	LOW	20.51	21.91	1.40
10	18650	1855	QPSK	25	MID	21.19	22.21	1.02
10	18650	1855	QPSK	25	HIGH	20.78	21.94	1.16
10	18650	1855	QPSK	50	LOW	20.67	21.92	1.25
10	18650	1855	Q16	1	LOW	20.8	22.11	1.31
10	18650	1855	Q16	1	MID	20.93	21.58	0.65
10	18650	1855	Q16	1	HIGH	20.29	21.53	1.24
10	18650	1855	Q16	25	LOW	20.86	22.3	1.44
10	18650	1855	Q16	25	MID	21	21.61	0.61
10	18650	1855	Q16	25	HIGH	20.34	22.09	1.75
10	18650	1855	Q16	50	LOW	21.26	22.17	0.91
10	18900	1880	QPSK	1	LOW	20.67	21.54	0.87
10	18900	1880	QPSK	1	MID	20.31	21.68	1.37
10	18900	1880	QPSK	1	HIGH	20.97	21.55	0.58



For Question,  
Please Contact with WSCT  
www.wsct-cert.com

Bandwidth	UL Channel	Frequency	Modulation	RB	RB	Average	Peak	PAPR (dB)
				Size	Offset	(dBm)	(dBm)	
10	18900	1880	QPSK	25	LOW	20.79	21.71	0.92
10	18900	1880	QPSK	25	MID	20.44	22.27	1.83
10	18900	1880	QPSK	25	HIGH	20.78	21.94	1.16
10	18900	1880	QPSK	50	LOW	20.81	21.5	0.69
10	18900	1880	Q16	1	LOW	21.25	21.83	0.58
10	18900	1880	Q16	1	MID	20.73	21.64	0.91
10	18900	1880	Q16	1	HIGH	21.15	22.06	0.91
10	18900	1880	Q16	25	LOW	20.39	22.4	2.01
10	18900	1880	Q16	25	MID	20.5	22.27	1.77
10	18900	1880	Q16	25	HIGH	21.1	21.67	0.57
10	18900	1880	Q16	50	LOW	20.65	22.17	1.52
10	19150	1905	QPSK	1	LOW	20.54	22.02	1.48
10	19150	1905	QPSK	1	MID	20.28	21.9	1.62
10	19150	1905	QPSK	1	HIGH	20.45	22.35	1.90
10	19150	1905	QPSK	25	LOW	20.52	21.97	1.45
10	19150	1905	QPSK	25	MID	21.08	21.63	0.55
10	19150	1905	QPSK	25	HIGH	20.93	22.23	1.30
10	19150	1905	QPSK	50	LOW	20.68	22.07	1.39
10	19150	1905	Q16	1	LOW	21.26	21.65	0.39
10	19150	1905	Q16	1	MID	20.46	21.81	1.35
10	19150	1905	Q16	1	HIGH	20.93	22.25	1.32
10	19150	1905	Q16	25	LOW	21	21.69	0.69
10	19150	1905	Q16	25	MID	20.83	22.28	1.45
10	19150	1905	Q16	25	HIGH	20.78	22.02	1.24
10	19150	1905	Q16	50	LOW	20.79	21.91	1.12
15	18675	1857.5	QPSK	1	LOW	20.75	21.8	1.05
15	18675	1857.5	QPSK	1	MID	20.42	22	1.58
15	18675	1857.5	QPSK	1	HIGH	20.84	22.09	1.25
15	18675	1857.5	QPSK	36	LOW	20.29	22.4	2.11
15	18675	1857.5	QPSK	36	MID	20.95	21.73	0.78
15	18675	1857.5	QPSK	36	HIGH	21.04	22.14	1.10
15	18675	1857.5	QPSK	75	LOW	21.05	21.74	0.69
15	18675	1857.5	Q16	1	LOW	20.46	21.62	1.16
15	18675	1857.5	Q16	1	MID	21.14	22.12	0.98
15	18675	1857.5	Q16	1	HIGH	20.83	21.72	0.89
15	18675	1857.5	Q16	36	LOW	21.13	21.84	0.71
15	18675	1857.5	Q16	36	MID	20.34	22.08	1.74
15	18675	1857.5	Q16	36	HIGH	21.17	21.59	0.42
15	18675	1857.5	Q16	75	LOW	20.38	22.31	1.93
15	18900	1880	QPSK	1	LOW	20.66	22.29	1.63
15	18900	1880	QPSK	1	MID	20.94	22.1	1.16
15	18900	1880	QPSK	1	HIGH	20.89	22.41	1.52
15	18900	1880	QPSK	36	LOW	20.81	21.73	0.92
15	18900	1880	QPSK	36	MID	20.94	21.61	0.67
15	18900	1880	QPSK	36	HIGH	20.45	22.31	1.86
15	18900	1880	QPSK	75	LOW	21.05	22.24	1.19
15	18900	1880	Q16	1	LOW	20.7	21.57	0.87
15	18900	1880	Q16	1	MID	20.99	21.8	0.81
15	18900	1880	Q16	1	HIGH	20.82	22.03	1.21



For Question,  
Please Contact with WSCT  
www.wsct-cert.com

Bandwidth	UL Channel	Frequency	Modulation	RB	RB	Average (dBm)	Peak (dBm)	PAPR (dB)
				Size	Offset			
15	18900	1880	Q16	36	LOW	21.17	21.69	0.52
15	18900	1880	Q16	36	MID	20.7	21.75	1.05
15	18900	1880	Q16	36	HIGH	21.25	21.5	0.25
15	18900	1880	Q16	75	LOW	21.26	21.44	0.18
15	19125	1902.5	QPSK	1	LOW	20.41	21.91	1.50
15	19125	1902.5	QPSK	1	MID	20.72	21.85	1.13
15	19125	1902.5	QPSK	1	HIGH	20.93	22.28	1.35
15	19125	1902.5	QPSK	36	LOW	21.16	22.09	0.93
15	19125	1902.5	QPSK	36	MID	21.13	21.64	0.51
15	19125	1902.5	QPSK	36	HIGH	20.63	22.39	1.76
15	19125	1902.5	QPSK	75	LOW	20.8	21.91	1.11
15	19125	1902.5	Q16	1	LOW	20.42	21.99	1.57
15	19125	1902.5	Q16	1	MID	21.13	21.82	0.69
15	19125	1902.5	Q16	1	HIGH	20.47	21.53	1.06
15	19125	1902.5	Q16	36	LOW	21.21	22.09	0.88
15	19125	1902.5	Q16	36	MID	20.8	22.27	1.47
15	19125	1902.5	Q16	36	HIGH	21.02	22.11	1.09
15	19125	1902.5	Q16	75	LOW	20.79	21.48	0.69
20	18700	1860	QPSK	1	LOW	20.78	21.83	1.05
20	18700	1860	QPSK	1	MID	20.35	22.12	1.77
20	18700	1860	QPSK	1	HIGH	20.28	22.1	1.82
20	18700	1860	QPSK	50	LOW	20.92	21.5	0.58
20	18700	1860	QPSK	50	MID	20.48	21.9	1.42
20	18700	1860	QPSK	50	HIGH	21.13	21.69	0.56
20	18700	1860	QPSK	100	LOW	20.27	21.81	1.54
20	18700	1860	Q16	1	LOW	20.92	21.76	0.84
20	18700	1860	Q16	1	MID	21.15	21.75	0.60
20	18700	1860	Q16	1	HIGH	20.9	21.51	0.61
20	18700	1860	Q16	50	LOW	20.52	22.07	1.55
20	18700	1860	Q16	50	MID	20.69	21.92	1.23
20	18700	1860	Q16	50	HIGH	21.08	22.04	0.96
20	18700	1860	Q16	100	LOW	20.85	21.68	0.83
20	18900	1880	QPSK	1	LOW	20.73	22.35	1.62
20	18900	1880	QPSK	1	MID	20.39	22.02	1.63
20	18900	1880	QPSK	1	HIGH	20.99	21.84	0.85
20	18900	1880	QPSK	50	LOW	20.42	22.18	1.76
20	18900	1880	QPSK	50	MID	20.57	21.6	1.03
20	18900	1880	QPSK	50	HIGH	20.91	22.15	1.24
20	18900	1880	QPSK	100	LOW	20.6	21.87	1.27
20	18900	1880	Q16	1	LOW	21.18	21.94	0.76
20	18900	1880	Q16	1	MID	20.84	22.15	1.31
20	18900	1880	Q16	1	HIGH	21.25	22.15	0.90
20	18900	1880	Q16	50	LOW	20.74	22.19	1.45
20	18900	1880	Q16	50	MID	20.78	22.04	1.26
20	18900	1880	Q16	50	HIGH	20.43	22.07	1.64
20	18900	1880	Q16	100	LOW	21.15	21.98	0.83
20	19100	1900	QPSK	1	LOW	20.91	21.59	0.68
20	19100	1900	QPSK	1	MID	20.69	21.64	0.95
20	19100	1900	QPSK	1	HIGH	21.1	21.62	0.52







For Question,  
Please Contact with WSCT  
www.wsct-cert.com

Bandwidth	UL Channel	Frequency	Modulation	RB	RB	Average	Peak	PAPR (dB)
				Size	Offset	(dBm)	(dBm)	
20	19100	1900	QPSK	50	LOW	20.55	22.34	1.79
20	19100	1900	QPSK	50	MID	20.76	21.77	1.01
20	19100	1900	QPSK	50	HIGH	20.32	22.07	1.75
20	19100	1900	QPSK	100	LOW	20.56	21.96	1.40
20	19100	1900	Q16	1	LOW	20.48	22.04	1.56
20	19100	1900	Q16	1	MID	20.41	21.64	1.23
20	19100	1900	Q16	1	HIGH	20.86	22.29	1.43
20	19100	1900	Q16	50	LOW	20.78	21.43	0.65
20	19100	1900	Q16	50	MID	21.02	22.02	1.00
20	19100	1900	Q16	50	HIGH	20.64	21.67	1.03
20	19100	1900	Q16	100	LOW	20.71	21.87	1.16






For Question,  
Please Contact with WSCT  
www.wsct-cert.com

**BAND 4:**


Bandwidth	UL Channel	Frequency	Modulation	RB	RB	Average (dBm)	Peak (dBm)	PAR (dB)
				Size	Offset			
1.4	19957	1710.7	QPSK	1	LOW	20.68	22.13	1.45
1.4	19957	1710.7	QPSK	1	MID	21.07	22.15	1.08
1.4	19957	1710.7	QPSK	1	HIGH	20.96	21.64	0.68
1.4	19957	1710.7	QPSK	3	LOW	20.87	22	1.13
1.4	19957	1710.7	QPSK	3	MID	20.53	21.72	1.19
1.4	19957	1710.7	QPSK	3	HIGH	20.84	22.09	1.25
1.4	19957	1710.7	QPSK	6	LOW	20.86	22.04	1.18
1.4	19957	1710.7	Q16	1	LOW	21.11	22.2	1.09
1.4	19957	1710.7	Q16	1	MID	20.41	21.75	1.34
1.4	19957	1710.7	Q16	1	HIGH	21.23	21.79	0.56
1.4	19957	1710.7	Q16	3	LOW	20.33	22.22	1.89
1.4	19957	1710.7	Q16	3	MID	20.57	22.52	1.95
1.4	19957	1710.7	Q16	3	HIGH	20.68	21.8	1.12
1.4	19957	1710.7	Q16	6	LOW	21.09	22.06	0.97
1.4	20393	1754.3	QPSK	1	LOW	20.46	21.9	1.44
1.4	20393	1754.3	QPSK	1	MID	21.06	22.35	1.29
1.4	20393	1754.3	QPSK	1	HIGH	20.64	21.72	1.08
1.4	20393	1754.3	QPSK	3	LOW	20.71	22.53	1.82
1.4	20393	1754.3	QPSK	3	MID	20.32	22.16	1.84
1.4	20393	1754.3	QPSK	3	HIGH	21.01	22.21	1.20
1.4	20393	1754.3	QPSK	6	LOW	20.32	21.93	1.61
1.4	20393	1754.3	Q16	1	LOW	20.7	22.28	1.58
1.4	20393	1754.3	Q16	1	MID	21.07	22.26	1.19
1.4	20393	1754.3	Q16	1	HIGH	20.42	21.81	1.39
1.4	20393	1754.3	Q16	3	LOW	20.92	22.14	1.22
1.4	20393	1754.3	Q16	3	MID	20.43	21.73	1.30
1.4	20393	1754.3	Q16	3	HIGH	20.5	21.78	1.28
1.4	20393	1754.3	Q16	6	LOW	20.59	21.96	1.37
1.4	20175	1732.5	QPSK	1	LOW	20.59	22.41	1.82
1.4	20175	1732.5	QPSK	1	MID	20.4	22.3	1.90
1.4	20175	1732.5	QPSK	1	HIGH	21.18	21.59	0.41
1.4	20175	1732.5	QPSK	3	LOW	20.27	21.89	1.62
1.4	20175	1732.5	QPSK	3	MID	20.63	22.14	1.51
1.4	20175	1732.5	QPSK	3	HIGH	20.62	22.3	1.68
1.4	20175	1732.5	QPSK	6	LOW	20.96	21.7	0.74
1.4	20175	1732.5	Q16	1	LOW	20.59	22.38	1.79
1.4	20175	1732.5	Q16	1	MID	20.65	22.28	1.63
1.4	20175	1732.5	Q16	1	HIGH	20.48	21.72	1.24
1.4	20175	1732.5	Q16	3	LOW	21.16	21.76	0.60
1.4	20175	1732.5	Q16	3	MID	21.22	22.15	0.93
1.4	20175	1732.5	Q16	3	HIGH	20.4	22.04	1.64
1.4	20175	1732.5	Q16	6	LOW	20.49	22.53	2.04
3	19965	1711.5	QPSK	1	LOW	20.66	21.91	1.25
3	19965	1711.5	QPSK	1	MID	21.08	22.28	1.20
3	19965	1711.5	QPSK	1	HIGH	21.12	22.14	1.02
3	19965	1711.5	QPSK	8	LOW	20.87	21.74	0.87
3	19965	1711.5	QPSK	8	MID	20.93	22.35	1.42
3	19965	1711.5	QPSK	8	HIGH	21.05	22.24	1.19





Bandwidth	UL Channel	Frequency	Modulation	RB	RB	Average	Peak	PAR (dB)
				Size	Offset			
3	19965	1711.5	QPSK	15	LOW	20.63	21.98	1.35
3	19965	1711.5	Q16	1	LOW	20.54	21.86	1.32
3	19965	1711.5	Q16	1	MID	20.28	21.67	1.39
3	19965	1711.5	Q16	1	HIGH	21.09	21.88	0.79
3	19965	1711.5	Q16	8	LOW	20.4	21.84	1.44
3	19965	1711.5	Q16	8	MID	20.43	22.15	1.72
3	19965	1711.5	Q16	8	HIGH	20.6	22.53	1.93
3	19965	1711.5	Q16	15	LOW	20.41	22.51	2.10
3	20385	1753.5	QPSK	1	LOW	20.35	22	1.65
3	20385	1753.5	QPSK	1	MID	20.7	22.08	1.38
3	20385	1753.5	QPSK	1	HIGH	20.57	22.11	1.54
3	20385	1753.5	QPSK	8	LOW	20.65	22.53	1.88
3	20385	1753.5	QPSK	8	MID	20.6	21.93	1.33
3	20385	1753.5	QPSK	8	HIGH	20.95	22.2	1.25
3	20385	1753.5	QPSK	15	LOW	20.72	22.04	1.32
3	20385	1753.5	Q16	1	LOW	20.94	22.1	1.16
3	20385	1753.5	Q16	1	MID	21.25	22.34	1.09
3	20385	1753.5	Q16	1	HIGH	20.76	21.68	0.92
3	20385	1753.5	Q16	8	LOW	20.9	21.61	0.71
3	20385	1753.5	Q16	8	MID	20.97	21.65	0.68
3	20385	1753.5	Q16	8	HIGH	20.64	22.06	1.42
3	20385	1753.5	Q16	15	LOW	20.99	21.83	0.84
3	20175	1732.5	QPSK	1	LOW	20.91	21.92	1.01
3	20175	1732.5	QPSK	1	MID	21.21	21.92	0.71
3	20175	1732.5	QPSK	1	HIGH	20.58	22.29	1.71
3	20175	1732.5	QPSK	8	LOW	20.36	21.58	1.22
3	20175	1732.5	QPSK	8	MID	20.67	22.24	1.57
3	20175	1732.5	QPSK	8	HIGH	20.33	22.5	2.17
3	20175	1732.5	QPSK	15	LOW	21.01	22.52	1.51
3	20175	1732.5	Q16	1	LOW	20.56	21.67	1.11
3	20175	1732.5	Q16	1	MID	21.25	21.89	0.64
3	20175	1732.5	Q16	1	HIGH	20.97	22.29	1.32
3	20175	1732.5	Q16	8	LOW	20.46	22.13	1.67
3	20175	1732.5	Q16	8	MID	20.36	21.78	1.42
3	20175	1732.5	Q16	8	HIGH	20.62	21.88	1.26
3	20175	1732.5	Q16	15	LOW	20.55	22.14	1.59
5	19975	1712.5	QPSK	1	LOW	21.17	22.01	0.84
5	19975	1712.5	QPSK	1	MID	20.58	21.97	1.39
5	19975	1712.5	QPSK	1	HIGH	21.24	22.26	1.02
5	19975	1712.5	QPSK	12	LOW	21.1	22.06	0.96
5	19975	1712.5	QPSK	12	MID	20.66	21.99	1.33
5	19975	1712.5	QPSK	12	HIGH	21.17	22	0.83
5	19975	1712.5	QPSK	25	LOW	20.28	22.47	2.19
5	19975	1712.5	Q16	1	LOW	21.22	21.68	0.46
5	19975	1712.5	Q16	1	MID	20.65	21.9	1.25
5	19975	1712.5	Q16	1	HIGH	20.57	21.87	1.30
5	19975	1712.5	Q16	12	LOW	20.36	22.3	1.94
5	19975	1712.5	Q16	12	MID	20.65	21.73	1.08
5	19975	1712.5	Q16	12	HIGH	21.12	22.04	0.92


For Question, Please Contact with WSCT  
www.wsct-cert.com





Bandwidth	UL Channel	Frequency	Modulation	RB	RB	Average	Peak	PAR (dB)
				Size	Offset			
5	19975	1712.5	Q16	25	LOW	21.18	22.11	0.93
5	20375	1752.5	QPSK	1	LOW	20.77	22.17	1.40
5	20375	1752.5	QPSK	1	MID	20.84	22.37	1.53
5	20375	1752.5	QPSK	1	HIGH	21.08	22.15	1.07
5	20375	1752.5	QPSK	12	LOW	20.32	22.51	2.19
5	20375	1752.5	QPSK	12	MID	20.46	21.6	1.14
5	20375	1752.5	QPSK	12	HIGH	20.4	21.62	1.22
5	20375	1752.5	QPSK	25	LOW	20.85	21.66	0.81
5	20375	1752.5	Q16	1	LOW	20.69	22.24	1.55
5	20375	1752.5	Q16	1	MID	20.94	21.58	0.64
5	20375	1752.5	Q16	1	HIGH	21.06	22.35	1.29
5	20375	1752.5	Q16	12	LOW	21.2	22.39	1.19
5	20375	1752.5	Q16	12	MID	20.37	21.8	1.43
5	20375	1752.5	Q16	12	HIGH	20.59	22.34	1.75
5	20375	1752.5	Q16	25	LOW	20.35	22.49	2.14
5	20175	1732.5	QPSK	1	LOW	20.92	21.85	0.93
5	20175	1732.5	QPSK	1	MID	20.88	22.08	1.20
5	20175	1732.5	QPSK	1	HIGH	20.93	22.22	1.29
5	20175	1732.5	QPSK	12	LOW	20.65	21.99	1.34
5	20175	1732.5	QPSK	12	MID	21.23	21.84	0.61
5	20175	1732.5	QPSK	12	HIGH	20.62	21.63	1.01
5	20175	1732.5	QPSK	25	LOW	20.48	22.37	1.89
5	20175	1732.5	Q16	1	LOW	20.63	22.51	1.88
5	20175	1732.5	Q16	1	MID	20.75	22.44	1.69
5	20175	1732.5	Q16	1	HIGH	20.85	22.36	1.51
5	20175	1732.5	Q16	12	LOW	21.23	22.17	0.94
5	20175	1732.5	Q16	12	MID	20.95	22.55	1.60
5	20175	1732.5	Q16	12	HIGH	20.55	21.78	1.23
5	20175	1732.5	Q16	25	LOW	20.68	22.36	1.68
10	20000	1715	QPSK	1	LOW	20.67	22.37	1.70
10	20000	1715	QPSK	1	MID	20.57	21.75	1.18
10	20000	1715	QPSK	1	HIGH	20.83	22.5	1.67
10	20000	1715	QPSK	25	LOW	20.67	22.1	1.43
10	20000	1715	QPSK	25	MID	20.61	21.95	1.34
10	20000	1715	QPSK	25	HIGH	20.53	21.87	1.34
10	20000	1715	QPSK	50	LOW	20.88	21.62	0.74
10	20000	1715	Q16	1	LOW	20.71	22.54	1.83
10	20000	1715	Q16	1	MID	20.43	22.46	2.03
10	20000	1715	Q16	1	HIGH	21.13	21.8	0.67
10	20000	1715	Q16	25	LOW	20.65	22.42	1.77
10	20000	1715	Q16	25	MID	20.9	22.33	1.43
10	20000	1715	Q16	25	HIGH	20.57	21.93	1.36
10	20000	1715	Q16	50	LOW	21.25	21.72	0.47
10	20350	1750	QPSK	1	LOW	21.26	22.18	0.92
10	20350	1750	QPSK	1	MID	20.98	21.71	0.73
10	20350	1750	QPSK	1	HIGH	20.43	22.06	1.63
10	20350	1750	QPSK	25	LOW	20.77	21.72	0.95
10	20350	1750	QPSK	25	MID	20.99	22.31	1.32
10	20350	1750	QPSK	25	HIGH	20.51	22.09	1.58


For Question, Please Contact with WSCT  
www.wsct-cert.com





For Question, Please Contact with WSCT  
www.wsct-cert.com

Bandwidth	UL Channel	Frequency	Modulation	RB	RB	Average	Peak	PAR (dB)
				Size	Offset			
10	20350	1750	QPSK	50	LOW	20.66	21.71	1.05
10	20350	1750	Q16	1	LOW	20.82	21.98	1.16
10	20350	1750	Q16	1	MID	21.07	22.49	1.42
10	20350	1750	Q16	1	HIGH	21.2	22.08	0.88
10	20350	1750	Q16	25	LOW	20.35	22.08	1.73
10	20350	1750	Q16	25	MID	21.15	22.07	0.92
10	20350	1750	Q16	25	HIGH	20.52	21.93	1.41
10	20350	1750	Q16	50	LOW	20.98	22.49	1.51
10	20175	1732.5	QPSK	1	LOW	20.58	22.15	1.57
10	20175	1732.5	QPSK	1	MID	20.31	22.07	1.76
10	20175	1732.5	QPSK	1	HIGH	20.57	22.24	1.67
10	20175	1732.5	QPSK	25	LOW	21.13	22.22	1.09
10	20175	1732.5	QPSK	25	MID	20.69	21.69	1.00
10	20175	1732.5	QPSK	25	HIGH	20.54	21.76	1.22
10	20175	1732.5	QPSK	50	LOW	20.44	22.37	1.93
10	20175	1732.5	Q16	1	LOW	20.57	22.26	1.69
10	20175	1732.5	Q16	1	MID	21.08	21.69	0.61
10	20175	1732.5	Q16	1	HIGH	21.21	21.77	0.56
10	20175	1732.5	Q16	25	LOW	21.17	22.35	1.18
10	20175	1732.5	Q16	25	MID	20.51	21.6	1.09
10	20175	1732.5	Q16	25	HIGH	20.99	22.06	1.07
10	20175	1732.5	Q16	50	LOW	20.32	22.15	1.83
15	20025	1717.5	QPSK	1	LOW	20.46	21.83	1.37
15	20025	1717.5	QPSK	1	MID	20.35	22.23	1.88
15	20025	1717.5	QPSK	1	HIGH	20.93	22.36	1.43
15	20025	1717.5	QPSK	36	LOW	21.11	22.25	1.14
15	20025	1717.5	QPSK	36	MID	21.01	22.11	1.10
15	20025	1717.5	QPSK	36	HIGH	20.39	21.79	1.40
15	20025	1717.5	QPSK	75	LOW	21.04	21.56	0.52
15	20025	1717.5	Q16	1	LOW	20.54	22.24	1.70
15	20025	1717.5	Q16	1	MID	20.49	22.25	1.76
15	20025	1717.5	Q16	1	HIGH	20.29	22.13	1.84
15	20025	1717.5	Q16	36	LOW	20.82	22.06	1.24
15	20025	1717.5	Q16	36	MID	20.44	22.38	1.94
15	20025	1717.5	Q16	36	HIGH	20.91	21.58	0.67
15	20025	1717.5	Q16	75	LOW	20.86	22.48	1.62
15	20325	1747.5	QPSK	1	LOW	20.28	21.64	1.36
15	20325	1747.5	QPSK	1	MID	20.29	22.12	1.83
15	20325	1747.5	QPSK	1	HIGH	21.25	21.93	0.68
15	20325	1747.5	QPSK	36	LOW	20.85	22.04	1.19
15	20325	1747.5	QPSK	36	MID	21.01	22.34	1.33
15	20325	1747.5	QPSK	36	HIGH	21.18	21.72	0.54
15	20325	1747.5	QPSK	75	LOW	20.53	21.82	1.29
15	20325	1747.5	Q16	1	LOW	20.91	21.58	0.67
15	20325	1747.5	Q16	1	MID	21.16	22.35	1.19
15	20325	1747.5	Q16	1	HIGH	21.09	21.98	0.89
15	20325	1747.5	Q16	36	LOW	20.75	22.47	1.72
15	20325	1747.5	Q16	36	MID	20.71	22.05	1.34
15	20325	1747.5	Q16	36	HIGH	20.91	21.73	0.82





For Question, Please Contact with WSCT  
www.wsct-cert.com

Bandwidth	UL Channel	Frequency	Modulation	RB	RB	Average	Peak	PAPR (dB)
				Size	Offset			
15	20325	1747.5	Q16	75	LOW	21.04	21.84	0.80
15	20175	1732.5	QPSK	1	LOW	21.18	21.8	0.62
15	20175	1732.5	QPSK	1	MID	21.13	21.66	0.53
15	20175	1732.5	QPSK	1	HIGH	20.99	21.77	0.78
15	20175	1732.5	QPSK	36	LOW	20.52	21.89	1.37
15	20175	1732.5	QPSK	36	MID	21.18	21.68	0.50
15	20175	1732.5	QPSK	36	HIGH	21.18	21.81	0.63
15	20175	1732.5	QPSK	75	LOW	21.19	21.87	0.68
15	20175	1732.5	Q16	1	LOW	20.53	21.87	1.34
15	20175	1732.5	Q16	1	MID	21.09	22.15	1.06
15	20175	1732.5	Q16	1	HIGH	21.18	22.3	1.12
15	20175	1732.5	Q16	36	LOW	20.31	21.9	1.59
15	20175	1732.5	Q16	36	MID	21	22.07	1.07
15	20175	1732.5	Q16	36	HIGH	20.89	21.7	0.81
15	20175	1732.5	Q16	75	LOW	20.82	22.55	1.73
20	20050	1720	QPSK	1	LOW	21.09	22.53	1.44
20	20050	1720	QPSK	1	MID	21.25	22.41	1.16
20	20050	1720	QPSK	1	HIGH	20.64	22.14	1.50
20	20050	1720	QPSK	50	LOW	20.42	21.67	1.25
20	20050	1720	QPSK	50	MID	20.28	21.88	1.60
20	20050	1720	QPSK	50	HIGH	20.82	22.34	1.52
20	20050	1720	QPSK	100	LOW	21.06	22.19	1.13
20	20050	1720	Q16	1	LOW	21.14	21.66	0.52
20	20050	1720	Q16	1	MID	20.28	21.73	1.45
20	20050	1720	Q16	1	HIGH	20.73	22.02	1.29
20	20050	1720	Q16	50	LOW	20.84	21.86	1.02
20	20050	1720	Q16	50	MID	21.21	21.76	0.55
20	20050	1720	Q16	50	HIGH	21.04	22.35	1.31
20	20050	1720	Q16	100	LOW	20.82	21.76	0.94
20	20300	1745	QPSK	1	LOW	20.45	22.17	1.72
20	20300	1745	QPSK	1	MID	21.04	22.19	1.15
20	20300	1745	QPSK	1	HIGH	20.49	22.05	1.56
20	20300	1745	QPSK	50	LOW	21.17	22.29	1.12
20	20300	1745	QPSK	50	MID	20.61	21.72	1.11
20	20300	1745	QPSK	50	HIGH	20.78	21.89	1.11
20	20300	1745	QPSK	100	LOW	20.42	22.28	1.86
20	20300	1745	Q16	1	LOW	20.56	22.14	1.58
20	20300	1745	Q16	1	MID	20.78	22.3	1.52
20	20300	1745	Q16	1	HIGH	21.19	22.49	1.30
20	20300	1745	Q16	50	LOW	20.35	21.8	1.45
20	20300	1745	Q16	50	MID	20.45	22.06	1.61
20	20300	1745	Q16	50	HIGH	21.12	22.34	1.22
20	20300	1745	Q16	100	LOW	20.53	21.95	1.42
20	20175	1732.5	QPSK	1	LOW	20.54	21.71	1.17
20	20175	1732.5	QPSK	1	MID	21.09	22.53	1.44
20	20175	1732.5	QPSK	1	HIGH	20.88	21.84	0.96
20	20175	1732.5	QPSK	50	LOW	20.83	22.48	1.65
20	20175	1732.5	QPSK	50	MID	20.71	21.82	1.11
20	20175	1732.5	QPSK	50	HIGH	20.45	21.92	1.47




 For Question, Please Contact with WSCT  
 www.wsct-cert.com

Bandwidth	UL Channel	Frequency	Modulation	RB	RB	Average (dBm)	Peak (dBm)	PAPR (dB)
				Size	Offset			
20	20175	1732.5	QPSK	100	LOW	20.46	22.46	2.00
20	20175	1732.5	Q16	1	LOW	20.52	22.11	1.59
20	20175	1732.5	Q16	1	MID	20.69	22.5	1.81
20	20175	1732.5	Q16	1	HIGH	20.57	22.47	1.90
20	20175	1732.5	Q16	50	LOW	20.44	21.99	1.55
20	20175	1732.5	Q16	50	MID	20.31	21.99	1.68
20	20175	1732.5	Q16	50	HIGH	20.67	22.2	1.53
20	20175	1732.5	Q16	100	LOW	21.19	22.09	0.90

**BAND 5:**

Bandwidth	UL Channel	Frequency	Modulation	RB	RB	Average (dBm)	Peak (dBm)	PAPR (dB)
				Size	Offset			
1.4	20470	824.7	QPSK	1	LOW	20.89	21.17	0.27
1.4	20470	824.7	QPSK	1	MID	21.06	21.53	0.47
1.4	20470	824.7	QPSK	1	HIGH	20.51	22.05	1.54
1.4	20470	824.7	QPSK	3	LOW	20.87	21.87	1.00
1.4	20470	824.7	QPSK	3	MID	20.78	21.48	0.70
1.4	20470	824.7	QPSK	3	HIGH	20.32	21.16	0.84
1.4	20470	824.7	QPSK	6	LOW	20.85	21.58	0.73
1.4	20470	824.7	Q16	1	LOW	20.31	21.78	1.47
1.4	20470	824.7	Q16	1	MID	20.98	21.88	0.90
1.4	20470	824.7	Q16	1	HIGH	20.39	21.86	1.47
1.4	20470	824.7	Q16	3	LOW	20.84	22.10	1.27
1.4	20470	824.7	Q16	3	MID	20.43	21.73	1.30
1.4	20470	824.7	Q16	3	HIGH	21.05	22.04	0.98
1.4	20470	824.7	Q16	6	LOW	20.91	21.26	0.35
1.4	20525	836.5	QPSK	1	LOW	20.27	21.51	1.23
1.4	20525	836.5	QPSK	1	MID	20.38	21.53	1.14
1.4	20525	836.5	QPSK	1	HIGH	20.75	21.90	1.14
1.4	20525	836.5	QPSK	3	LOW	20.80	21.31	0.51
1.4	20525	836.5	QPSK	3	MID	21.06	21.74	0.68
1.4	20525	836.5	QPSK	3	HIGH	20.24	21.85	1.62
1.4	20525	836.5	QPSK	6	LOW	20.80	22.09	1.30
1.4	20525	836.5	Q16	1	LOW	20.94	21.59	0.65
1.4	20525	836.5	Q16	1	MID	20.66	21.88	1.21
1.4	20525	836.5	Q16	1	HIGH	20.90	21.57	0.66
1.4	20525	836.5	Q16	3	LOW	20.09	21.60	1.52
1.4	20525	836.5	Q16	3	MID	20.48	22.03	1.56
1.4	20525	836.5	Q16	3	HIGH	20.34	21.25	0.90
1.4	20525	836.5	Q16	6	LOW	20.56	21.62	1.05
1.4	20643	848.3	QPSK	1	LOW	20.46	21.86	1.40
1.4	20643	848.3	QPSK	1	MID	20.93	21.64	0.72
1.4	20643	848.3	QPSK	1	HIGH	21.01	21.19	0.18
1.4	20643	848.3	QPSK	3	LOW	20.29	21.24	0.95
1.4	20643	848.3	QPSK	3	MID	20.59	21.66	1.07
1.4	20643	848.3	QPSK	3	HIGH	20.97	21.67	0.70
1.4	20643	848.3	QPSK	6	LOW	20.82	21.24	0.41



Bandwidth	UL Channel	Frequency	Modulation	RB	RB	Average	Peak	PAPR (dB)
				Size	Offset			
1.4	20643	848.3	Q16	1	LOW	20.87	21.71	0.84
1.4	20643	848.3	Q16	1	MID	20.59	21.21	0.62
1.4	20643	848.3	Q16	1	HIGH	21.02	21.67	0.65
1.4	20643	848.3	Q16	3	LOW	21.03	21.38	0.35
1.4	20643	848.3	Q16	3	MID	20.94	21.88	0.95
1.4	20643	848.3	Q16	3	HIGH	21.05	21.25	0.20
1.4	20643	848.3	Q16	6	LOW	20.73	21.35	0.62
3	20415	825.5	QPSK	1	LOW	20.86	22.10	1.23
3	20415	825.5	QPSK	1	MID	20.75	21.29	0.55
3	20415	825.5	QPSK	1	HIGH	20.84	21.95	1.11
3	20415	825.5	QPSK	8	LOW	20.66	21.64	0.98
3	20415	825.5	QPSK	8	MID	20.51	22.04	1.53
3	20415	825.5	QPSK	8	HIGH	20.90	21.80	0.89
3	20415	825.5	QPSK	15	LOW	20.09	21.79	1.70
3	20415	825.5	Q16	1	LOW	20.64	21.32	0.68
3	20415	825.5	Q16	1	MID	20.32	21.86	1.55
3	20415	825.5	Q16	1	HIGH	20.13	22.07	1.95
3	20415	825.5	Q16	8	LOW	20.26	21.84	1.57
3	20415	825.5	Q16	8	MID	20.60	21.94	1.33
3	20415	825.5	Q16	8	HIGH	20.22	21.22	1.00
3	20415	825.5	Q16	15	LOW	20.56	21.71	1.15
3	20525	836.5	QPSK	1	LOW	21.04	21.37	0.32
3	20525	836.5	QPSK	1	MID	20.94	22.04	1.10
3	20525	836.5	QPSK	1	HIGH	20.24	22.07	1.83
3	20525	836.5	QPSK	8	LOW	20.92	21.45	0.53
3	20525	836.5	QPSK	8	MID	20.80	21.74	0.94
3	20525	836.5	QPSK	8	HIGH	20.72	22.10	1.38
3	20525	836.5	QPSK	15	LOW	20.72	21.58	0.86
3	20525	836.5	Q16	1	LOW	20.82	21.98	1.16
3	20525	836.5	Q16	1	MID	20.68	21.46	0.78
3	20525	836.5	Q16	1	HIGH	20.76	21.54	0.79
3	20525	836.5	Q16	8	LOW	20.74	22.00	1.26
3	20525	836.5	Q16	8	MID	20.69	21.78	1.08
3	20525	836.5	Q16	8	HIGH	20.69	21.60	0.90
3	20525	836.5	Q16	15	LOW	20.72	21.92	1.20
3	20635	847.5	QPSK	1	LOW	21.03	21.44	0.41
3	20635	847.5	QPSK	1	MID	20.66	21.21	0.55
3	20635	847.5	QPSK	1	HIGH	20.31	22.11	1.80
3	20635	847.5	QPSK	8	LOW	20.71	21.75	1.04
3	20635	847.5	QPSK	8	MID	20.75	21.72	0.98
3	20635	847.5	QPSK	8	HIGH	20.35	21.43	1.08
3	20635	847.5	QPSK	15	LOW	20.50	21.35	0.85
3	20635	847.5	Q16	1	LOW	20.68	21.86	1.17
3	20635	847.5	Q16	1	MID	20.22	21.58	1.36
3	20635	847.5	Q16	1	HIGH	20.19	21.81	1.62
3	20635	847.5	Q16	8	LOW	20.49	22.02	1.53
3	20635	847.5	Q16	8	MID	20.81	21.40	0.59
3	20635	847.5	Q16	8	HIGH	20.85	21.55	0.70
3	20635	847.5	Q16	15	LOW	21.00	21.80	0.80

Question, Please Contact with WSCT  
www.wsct-cert.com







Bandwidth	UL Channel	Frequency	Modulation	RB	RB	Average	Peak	PAPR (dB)
				Size	Offset			
5	20425	826.5	QPSK	1	LOW	20.87	22.09	1.21
5	20425	826.5	QPSK	1	MID	20.96	21.66	0.70
5	20425	826.5	QPSK	1	HIGH	20.85	22.16	1.31
5	20425	826.5	QPSK	12	LOW	20.34	22.12	1.78
5	20425	826.5	QPSK	12	MID	20.85	21.69	0.85
5	20425	826.5	QPSK	12	HIGH	20.46	21.41	0.95
5	20425	826.5	QPSK	25	LOW	20.87	21.64	0.76
5	20425	826.5	Q16	1	LOW	20.27	21.25	0.99
5	20425	826.5	Q16	1	MID	20.50	21.41	0.92
5	20425	826.5	Q16	1	HIGH	20.60	21.72	1.12
5	20425	826.5	Q16	12	LOW	20.89	21.17	0.28
5	20425	826.5	Q16	12	MID	21.04	22.02	0.98
5	20425	826.5	Q16	12	HIGH	20.57	22.04	1.47
5	20425	826.5	Q16	25	LOW	20.63	21.32	0.69
5	20525	836.5	QPSK	1	LOW	20.29	21.60	1.30
5	20525	836.5	QPSK	1	MID	20.57	21.85	1.28
5	20525	836.5	QPSK	1	HIGH	20.48	22.06	1.59
5	20525	836.5	QPSK	12	LOW	20.90	21.47	0.57
5	20525	836.5	QPSK	12	MID	20.24	21.54	1.29
5	20525	836.5	QPSK	12	HIGH	20.94	21.97	1.03
5	20525	836.5	QPSK	25	LOW	20.73	22.09	1.36
5	20525	836.5	Q16	1	LOW	20.42	22.14	1.72
5	20525	836.5	Q16	1	MID	20.24	21.18	0.94
5	20525	836.5	Q16	1	HIGH	21.01	21.27	0.26
5	20525	836.5	Q16	12	LOW	20.44	21.82	1.38
5	20525	836.5	Q16	12	MID	20.38	22.05	1.67
5	20525	836.5	Q16	12	HIGH	20.99	22.13	1.14
5	20525	836.5	Q16	25	LOW	20.71	21.35	0.64
5	20625	846.5	QPSK	1	LOW	20.59	21.82	1.23
5	20625	846.5	QPSK	1	MID	20.84	21.65	0.82
5	20625	846.5	QPSK	1	HIGH	20.27	21.84	1.57
5	20625	846.5	QPSK	12	LOW	20.78	21.92	1.14
5	20625	846.5	QPSK	12	MID	20.41	21.33	0.91
5	20625	846.5	QPSK	12	HIGH	20.48	21.75	1.27
5	20625	846.5	QPSK	25	LOW	20.93	22.07	1.14
5	20625	846.5	Q16	1	LOW	21.00	21.50	0.51
5	20625	846.5	Q16	1	MID	20.31	21.47	1.16
5	20625	846.5	Q16	1	HIGH	20.61	21.36	0.75
5	20625	846.5	Q16	12	LOW	20.37	21.59	1.22
5	20625	846.5	Q16	12	MID	20.71	21.26	0.56
5	20625	846.5	Q16	12	HIGH	20.95	22.16	1.21
5	20625	846.5	Q16	25	LOW	20.21	21.57	1.37
10	20450	829	QPSK	1	LOW	20.56	21.41	0.85
10	20450	829	QPSK	1	MID	20.64	21.93	1.29
10	20450	829	QPSK	1	HIGH	20.26	21.79	1.53
10	20450	829	QPSK	25	LOW	20.73	22.07	1.34
10	20450	829	QPSK	25	MID	20.27	21.66	1.40
10	20450	829	QPSK	25	HIGH	20.99	22.09	1.10
10	20450	829	QPSK	50	LOW	20.86	21.45	0.59

Question, Please Contact with WSCT  
www.wsct-cert.com





Question, Please Contact with WSCT  
www.wsct-cert.com

Bandwidth	UL Channel	Frequency	Modulation	RB	RB	Average	Peak	PAPR (dB)
				Size	Offset			
10	20450	829	Q16	1	LOW	20.34	21.46	1.12
10	20450	829	Q16	1	MID	21.00	21.23	0.23
10	20450	829	Q16	1	HIGH	20.32	21.26	0.94
10	20450	829	Q16	25	LOW	20.88	22.07	1.19
10	20450	829	Q16	25	MID	20.18	21.55	1.37
10	20450	829	Q16	25	HIGH	20.12	21.85	1.73
10	20450	829	Q16	50	LOW	20.08	21.83	1.75
10	20525	836.5	QPSK	1	LOW	20.42	21.18	0.76
10	20525	836.5	QPSK	1	MID	20.92	22.11	1.19
10	20525	836.5	QPSK	1	HIGH	20.78	21.43	0.65
10	20525	836.5	QPSK	25	LOW	20.08	21.21	1.13
10	20525	836.5	QPSK	25	MID	20.44	21.37	0.93
10	20525	836.5	QPSK	25	HIGH	20.24	21.68	1.43
10	20525	836.5	QPSK	50	LOW	20.45	21.92	1.48
10	20525	836.5	Q16	1	LOW	20.69	21.95	1.27
10	20525	836.5	Q16	1	MID	20.23	21.73	1.50
10	20525	836.5	Q16	1	HIGH	20.67	21.58	0.92
10	20525	836.5	Q16	25	LOW	20.11	22.09	1.98
10	20525	836.5	Q16	25	MID	20.48	21.24	0.76
10	20525	836.5	Q16	25	HIGH	20.30	21.73	1.43
10	20525	836.5	Q16	50	LOW	20.45	22.10	1.65
10	20600	844	QPSK	1	LOW	20.46	22.14	1.68
10	20600	844	QPSK	1	MID	21.06	21.47	0.41
10	20600	844	QPSK	1	HIGH	20.39	21.78	1.39
10	20600	844	QPSK	25	LOW	20.16	21.57	1.40
10	20600	844	QPSK	25	MID	21.07	21.29	0.22
10	20600	844	QPSK	25	HIGH	20.53	22.02	1.50
10	20600	844	QPSK	50	LOW	20.35	21.71	1.35
10	20600	844	Q16	1	LOW	20.66	21.76	1.10
10	20600	844	Q16	1	MID	20.93	22.03	1.10
10	20600	844	Q16	1	HIGH	20.15	21.85	1.69
10	20600	844	Q16	25	LOW	20.48	21.26	0.78
10	20600	844	Q16	25	MID	21.00	21.42	0.41
10	20600	844	Q16	25	HIGH	20.91	21.44	0.53
10	20600	844	Q16	50	LOW	20.84	22.05	1.21





For Question,  
Please Contact with WSCT  
www.wsct-cert.com


**BAND 7:**

Bandwidth	UL Channel	Frequency	Modulation	RB	RB	Average	Peak	PAPR (dB)
				Size	Offset			
5	20775	2502.5	QPSK	1	LOW	20.85	22.41	1.56
5	20775	2502.5	QPSK	1	MID	20.31	21.94	1.63
5	20775	2502.5	QPSK	1	HIGH	20.36	21.99	1.63
5	20775	2502.5	QPSK	12	LOW	20.54	21.94	1.40
5	20775	2502.5	QPSK	12	MID	20.69	22.16	1.47
5	20775	2502.5	QPSK	12	HIGH	20.32	22.15	1.83
5	20775	2502.5	QPSK	25	LOW	20.62	22.12	1.50
5	20775	2502.5	Q16	1	LOW	20.92	22.33	1.41
5	20775	2502.5	Q16	1	MID	21.15	21.97	0.82
5	20775	2502.5	Q16	1	HIGH	20.92	21.52	0.60
5	20775	2502.5	Q16	12	LOW	21.19	22.3	1.11
5	20775	2502.5	Q16	12	MID	20.57	21.85	1.28
5	20775	2502.5	Q16	12	HIGH	20.89	22.15	1.26
5	20775	2502.5	Q16	25	LOW	20.71	21.62	0.91
5	21100	2535	QPSK	1	LOW	20.53	21.8	1.27
5	21100	2535	QPSK	1	MID	21.08	21.63	0.55
5	21100	2535	QPSK	1	HIGH	20.9	22.15	1.25
5	21100	2535	QPSK	12	LOW	20.41	22.41	2.00
5	21100	2535	QPSK	12	MID	20.8	22.15	1.35
5	21100	2535	QPSK	12	HIGH	21.23	22.29	1.06
5	21100	2535	QPSK	25	LOW	20.72	21.58	0.86
5	21100	2535	Q16	1	LOW	20.34	21.54	1.20
5	21100	2535	Q16	1	MID	20.88	22.3	1.42
5	21100	2535	Q16	1	HIGH	21.2	21.57	0.37
5	21100	2535	Q16	12	LOW	21.13	21.91	0.78
5	21100	2535	Q16	12	MID	20.3	22.26	1.96
5	21100	2535	Q16	12	HIGH	20.63	22.37	1.74
5	21100	2535	Q16	25	LOW	20.42	21.66	1.24
5	21425	2567.5	QPSK	1	LOW	21.18	21.89	0.71
5	21425	2567.5	QPSK	1	MID	20.98	22.08	1.10
5	21425	2567.5	QPSK	1	HIGH	20.58	21.7	1.12
5	21425	2567.5	QPSK	12	LOW	21.22	22.23	1.01
5	21425	2567.5	QPSK	12	MID	21.11	21.57	0.46
5	21425	2567.5	QPSK	12	HIGH	20.57	21.9	1.33
5	21425	2567.5	QPSK	25	LOW	20.85	21.79	0.94
5	21425	2567.5	Q16	1	LOW	20.82	22.1	1.28
5	21425	2567.5	Q16	1	MID	20.71	22.27	1.56
5	21425	2567.5	Q16	1	HIGH	20.59	22.27	1.68
5	21425	2567.5	Q16	12	LOW	20.9	21.55	0.65
5	21425	2567.5	Q16	12	MID	21	22.24	1.24
5	21425	2567.5	Q16	12	HIGH	20.53	21.94	1.41
5	21425	2567.5	Q16	25	LOW	20.66	22.18	1.52
10	20800	2505	QPSK	1	LOW	20.68	22.21	1.53
10	20800	2505	QPSK	1	MID	21.01	22.02	1.01
10	20800	2505	QPSK	1	HIGH	20.95	22.31	1.36
10	20800	2505	QPSK	25	LOW	20.49	22.36	1.87
10	20800	2505	QPSK	25	MID	20.73	22.25	1.52
10	20800	2505	QPSK	25	HIGH	20.42	22.2	1.78



For Question,  
Please Contact with WSCT  
www.wsct-cert.com


Bandwidth	UL Channel	Frequency	Modulation	RB	RB	Average (dBm)	Peak (dBm)	PAPR (dB)
				Size	Offset			
10	20800	2505	QPSK	50	LOW	20.58	21.82	1.24
10	20800	2505	Q16	1	LOW	21.22	22.07	0.85
10	20800	2505	Q16	1	MID	20.61	21.52	0.91
10	20800	2505	Q16	1	HIGH	20.99	22.11	1.12
10	20800	2505	Q16	25	LOW	20.66	21.5	0.84
10	20800	2505	Q16	25	MID	21.13	21.9	0.77
10	20800	2505	Q16	25	HIGH	20.5	22.04	1.54
10	20800	2505	Q16	50	LOW	21.21	21.89	0.68
10	21100	2535	QPSK	1	LOW	20.33	22	1.67
10	21100	2535	QPSK	1	MID	20.31	22.41	2.10
10	21100	2535	QPSK	1	HIGH	21.18	22.34	1.16
10	21100	2535	QPSK	25	LOW	21.11	21.72	0.61
10	21100	2535	QPSK	25	MID	20.71	22.15	1.44
10	21100	2535	QPSK	25	HIGH	21.22	21.97	0.75
10	21100	2535	QPSK	50	LOW	20.96	21.89	0.93
10	21100	2535	Q16	1	LOW	20.41	21.52	1.11
10	21100	2535	Q16	1	MID	20.52	21.66	1.14
10	21100	2535	Q16	1	HIGH	20.84	21.78	0.94
10	21100	2535	Q16	25	LOW	20.44	21.9	1.46
10	21100	2535	Q16	25	MID	20.8	21.6	0.80
10	21100	2535	Q16	25	HIGH	20.72	21.81	1.09
10	21100	2535	Q16	50	LOW	21.15	21.61	0.46
10	21400	2565	QPSK	1	LOW	21.07	21.52	0.45
10	21400	2565	QPSK	1	MID	21.19	21.82	0.63
10	21400	2565	QPSK	1	HIGH	20.51	22.04	1.53
10	21400	2565	QPSK	25	LOW	20.77	21.46	0.69
10	21400	2565	QPSK	25	MID	20.45	22.36	1.91
10	21400	2565	QPSK	25	HIGH	20.54	21.78	1.24
10	21400	2565	QPSK	50	LOW	21.04	21.46	0.42
10	21400	2565	Q16	1	LOW	21.01	21.97	0.96
10	21400	2565	Q16	1	MID	20.77	21.8	1.03
10	21400	2565	Q16	1	HIGH	20.84	22.31	1.47
10	21400	2565	Q16	25	LOW	21.27	21.92	0.65
10	21400	2565	Q16	25	MID	20.9	22.22	1.32
10	21400	2565	Q16	25	HIGH	20.94	21.64	0.70
10	21400	2565	Q16	50	LOW	20.64	22.18	1.54
15	20825	2507.5	QPSK	1	LOW	20.84	21.95	1.11
15	20825	2507.5	QPSK	1	MID	20.59	21.69	1.10
15	20825	2507.5	QPSK	1	HIGH	20.66	22.32	1.66
15	20825	2507.5	QPSK	36	LOW	21.12	21.97	0.85
15	20825	2507.5	QPSK	36	MID	21.02	22.16	1.14
15	20825	2507.5	QPSK	36	HIGH	20.54	21.83	1.29
15	20825	2507.5	QPSK	75	LOW	20.58	22.05	1.47
15	20825	2507.5	Q16	1	LOW	20.78	22.38	1.60
15	20825	2507.5	Q16	1	MID	21.19	22.15	0.96
15	20825	2507.5	Q16	1	HIGH	21.11	21.72	0.61
15	20825	2507.5	Q16	36	LOW	20.46	21.65	1.19
15	20825	2507.5	Q16	36	MID	21.23	21.81	0.58
15	20825	2507.5	Q16	36	HIGH	20.8	21.68	0.88
15	20825	2507.5	Q16	75	LOW	20.41	22.22	1.81





For Question,  
Please Contact with WSCT  
www.wsct-cert.com

Bandwidth	UL Channel	Frequency	Modulation	RB	RB	Average (dBm)	Peak (dBm)	PAPR (dB)
				Size	Offset			
15	21100	2535	QPSK	1	LOW	20.54	22.41	1.87
15	21100	2535	QPSK	1	MID	20.32	22.14	1.82
15	21100	2535	QPSK	1	HIGH	20.85	21.75	0.90
15	21100	2535	QPSK	36	LOW	20.3	21.6	1.30
15	21100	2535	QPSK	36	MID	20.68	21.46	0.78
15	21100	2535	QPSK	36	HIGH	20.6	22.13	1.53
15	21100	2535	QPSK	75	LOW	20.71	21.61	0.90
15	21100	2535	Q16	1	LOW	20.46	21.57	1.11
15	21100	2535	Q16	1	MID	20.76	22.42	1.66
15	21100	2535	Q16	1	HIGH	20.72	22.13	1.41
15	21100	2535	Q16	36	LOW	21.1	22.23	1.13
15	21100	2535	Q16	36	MID	20.69	21.51	0.82
15	21100	2535	Q16	36	HIGH	20.98	21.78	0.80
15	21100	2535	Q16	75	LOW	20.8	22.04	1.24
15	21375	2562.5	QPSK	1	LOW	20.32	21.68	1.36
15	21375	2562.5	QPSK	1	MID	20.79	21.91	1.12
15	21375	2562.5	QPSK	1	HIGH	20.61	21.57	0.96
15	21375	2562.5	QPSK	36	LOW	20.69	21.64	0.95
15	21375	2562.5	QPSK	36	MID	20.51	21.9	1.39
15	21375	2562.5	QPSK	36	HIGH	21.14	21.9	0.76
15	21375	2562.5	QPSK	75	LOW	20.52	21.88	1.36
15	21375	2562.5	Q16	1	LOW	20.71	22.25	1.54
15	21375	2562.5	Q16	1	MID	20.53	21.75	1.22
15	21375	2562.5	Q16	1	HIGH	20.35	22.32	1.97
15	21375	2562.5	Q16	36	LOW	20.92	21.75	0.83
15	21375	2562.5	Q16	36	MID	20.64	21.84	1.20
15	21375	2562.5	Q16	36	HIGH	20.7	21.46	0.76
15	21375	2562.5	Q16	75	LOW	20.34	22.04	1.70
20	20850	2510	QPSK	1	LOW	21.02	21.94	0.92
20	20850	2510	QPSK	1	MID	21.04	22.15	1.11
20	20850	2510	QPSK	1	HIGH	20.44	22	1.56
20	20850	2510	QPSK	50	LOW	20.67	22.25	1.58
20	20850	2510	QPSK	50	MID	20.32	21.54	1.22
20	20850	2510	QPSK	50	HIGH	20.96	22.24	1.28
20	20850	2510	QPSK	100	LOW	20.92	22.06	1.14
20	20850	2510	Q16	1	LOW	20.96	22.23	1.27
20	20850	2510	Q16	1	MID	20.55	22.44	1.89
20	20850	2510	Q16	1	HIGH	20.68	22.02	1.34
20	20850	2510	Q16	50	LOW	20.33	21.89	1.56
20	20850	2510	Q16	50	MID	21.19	22.27	1.08
20	20850	2510	Q16	50	HIGH	20.39	21.52	1.13
20	20850	2510	Q16	100	LOW	21.03	21.93	0.90
20	21100	2535	QPSK	1	LOW	20.71	21.93	1.22
20	21100	2535	QPSK	1	MID	20.78	22.41	1.63
20	21100	2535	QPSK	1	HIGH	20.79	22.24	1.45
20	21100	2535	QPSK	50	LOW	21.01	21.99	0.98
20	21100	2535	QPSK	50	MID	20.83	21.83	1.00
20	21100	2535	QPSK	50	HIGH	20.75	21.99	1.24
20	21100	2535	QPSK	100	LOW	20.7	22.13	1.43
20	21100	2535	Q16	1	LOW	20.88	22.29	1.41





For Question,  
Please Contact with WSCT  
www.wsct-cert.com

Bandwidth	UL Channel	Frequency	Modulation	RB	RB	Average (dBm)	Peak (dBm)	PAPR (dB)
				Size	Offset			
20	21100	2535	Q16	1	MID	20.39	21.69	1.30
20	21100	2535	Q16	1	HIGH	21.16	21.96	0.80
20	21100	2535	Q16	50	LOW	21.25	21.68	0.43
20	21100	2535	Q16	50	MID	20.45	22.11	1.66
20	21100	2535	Q16	50	HIGH	21.11	22.32	1.21
20	21100	2535	Q16	100	LOW	20.41	21.76	1.35
20	21350	2560	QPSK	1	LOW	20.72	21.97	1.25
20	21350	2560	QPSK	1	MID	20.97	22.28	1.31
20	21350	2560	QPSK	1	HIGH	20.71	21.83	1.12
20	21350	2560	QPSK	50	LOW	20.81	21.59	0.78
20	21350	2560	QPSK	50	MID	20.54	21.49	0.95
20	21350	2560	QPSK	50	HIGH	20.46	21.86	1.40
20	21350	2560	QPSK	100	LOW	21.02	21.69	0.67
20	21350	2560	Q16	1	LOW	21.09	21.54	0.45
20	21350	2560	Q16	1	MID	20.84	22.26	1.42
20	21350	2560	Q16	1	HIGH	20.98	21.92	0.94
20	21350	2560	Q16	50	LOW	21.16	22.01	0.85
20	21350	2560	Q16	50	MID	20.74	21.76	1.02
20	21350	2560	Q16	50	HIGH	21.1	21.87	0.77
20	21350	2560	Q16	100	LOW	21.01	21.54	0.53





## Radiation power test

Note: Record the condition when max power has been detector for radiated method.(X axis)

### Radiated Power (ERP) for GSM 850 MHZ

Mode	Frequency (MHz)	P <sub>Mea</sub> (dBm)	Amplifier Gain (dBi)	Path Loss (dB)	Antenna Gain (dB)	Correcti on (dB)	ERP (Peak) (dBm)	Polarization
GSM850	824.2	10.46	31.23	1.02	-6.07	2.15	32.45	H
	836.6	10.62	31.23	1.02	-6.07	2.15	<b>32.61</b>	H
	848.8	10.39	31.23	1.02	-6.07	2.15	32.38	H

### Radiated Power (ERP) for EGPRS850 MHZ

Mode	Frequency (MHz)	P <sub>Mea</sub> (dBm)	Amplifier Gain (dBi)	Path Loss (dB)	Antenna Gain (dB)	Correcti on (dB)	ERP (Peak) (dBm)	Polarization
EGPRS 850	824.2	4.86	31.23	1.02	-6.07	2.15	26.85	H
	836.6	4.49	31.23	1.02	-6.07	2.15	26.48	H
	848.8	4.76	31.23	1.02	-6.07	2.15	26.75	H

### Radiated Power (E.I.R.P) for PCS 1900 MHZ

Mode	Frequency (MHz)	P <sub>Mea</sub> (dBm)	Amplifier Gain (dBi)	Path Loss (dB)	Antenna Gain (dB)	Correcti on (dB)	E.I.R.P. (Peak) (dBm)	Polarization
GSM 1900	1850.2	-1.69	31.23	1.02	0.45	0	<b>28.97</b>	H
	1880.0	-1.84	31.23	1.02	0.45	0	28.82	H
	1909.8	-1.80	31.23	1.02	0.45	0	28.86	H

### Radiated Power (E.I.R.P) for EGPRS 1900 MHZ

Mode	Frequency (MHz)	P <sub>Mea</sub> (dBm)	Amplifier Gain (dBi)	Path Loss (dB)	Antenna Gain (dB)	Correcti on (dB)	E.I.R.P. (Peak) (dBm)	Polarization
EGPRS 1900	1850.2	-5.98	31.23	1.02	0.45	0	24.68	H
	1880.0	-6.09	31.23	1.02	0.45	0	24.57	H
	1909.8	-5.97	31.23	1.02	0.45	0	24.69	H

ERP or E.I.R.P = P<sub>Mea</sub> + Amplifier Gain – Path Loss + Antenna Gain – Correction Factor  
Note: Each channel is scanned 10 times, and the peak value of each channel is recorded.

### Radiated Power (E.I.R.P) for UTRA Band 2

Mode	Frequency (MHz)	P <sub>Mea</sub> (dBm)	Amplifier Gain (dBi)	Path Loss (dB)	Antenna Gain (dB)	Correcti on (dB)	E.I.R.P. (Peak) (dBm)	Polarization
UTRA Band 2	1852.4	-8.48	31.23	1.02	0.45	0	22.18	H
	1880	-8.50	31.23	1.02	0.45	0	22.16	H
	1907.6	-8.45	31.23	1.02	0.45	0	<b>22.21</b>	H

### Radiated Power (E.I.R.P) for UTRA Band 4

Mode	Frequency (MHz)	P <sub>Mea</sub> (dBm)	Amplifier Gain (dBi)	Path Loss (dB)	Antenna Gain (dB)	Correcti on (dB)	E.I.R.P. (Peak) (dBm)	Polarization
UTRA Band 4	1712.4	-8.40	31.23	1.02	0.45	0	22.26	H
	1732.6	-8.42	31.23	1.02	0.45	0	22.24	H
	1752.6	-8.30	31.23	1.02	0.45	0	<b>22.36</b>	H





For Question,  
Please Contact with WSCT  
www.wsct-cert.com

### Radiated Power (ERP) for UTRA Band 5

Mode	Frequency (MHz)	P <sub>Mea</sub> (dBm)	Amplifier Gain (dBi)	Path Loss	Antenna Gain	Correction (dB)	ERP (Peak) (dBm)	Polarization
UTRA Band 5	826.4	0.32	31.23	1.02	-6.07	2.15	22.31	H
	836.4	0.43	31.23	1.02	-6.07	2.15	<b>22.42</b>	H
	846.6	0.20	31.23	1.02	-6.07	2.15	22.19	H

ERP or E.I.R.P = P<sub>Mea</sub> + Amplifier Gain – Path Loss + Antenna Gain – Correction Factor

Note: Each channel is scanned 10 times, and the peak value of each channel is recorded.







LTE power is filtered as the worst mode data

**Radiated Power (E.I.R.P) for E-UTRA Band 2**

Mode	Band width (MHz)	Modulation	Frequency (MHz)	P <sub>Mea</sub> (dBm)	Amplifier Gain (dBi)	Path Loss (dB)	Antenna Gain (dB)	Correction (dB)	E.I.R.P. (Peak) (dBm)	Polarization
E-UTRA Band 2	1.4	QPSK	1880	-9.32	31.23	1.02	0.45	0	21.34	H
		Q16	1880	-8.65	31.23	1.02	0.45	0	<b>22.01</b>	H
	3	QPSK	1880	-9.37	31.23	1.02	0.45	0	21.29	H
		Q16	1880	-8.82	31.23	1.02	0.45	0	21.84	H
	5	QPSK	1880	-9.27	31.23	1.02	0.45	0	21.39	H
		Q16	1880	-9.18	31.23	1.02	0.45	0	21.48	H
	10	QPSK	1880	-9.03	31.23	1.02	0.45	0	21.63	H
		Q16	1880	-8.92	31.23	1.02	0.45	0	21.74	H
	15	QPSK	1880	-8.97	31.23	1.02	0.45	0	21.69	H
		Q16	1880	-8.68	31.23	1.02	0.45	0	21.98	H
	20	QPSK	1880	-8.91	31.23	1.02	0.45	0	21.75	H
		Q16	1880	-9.09	31.23	1.02	0.45	0	21.57	H

ERP or E.I.R.P = P<sub>Mea</sub> + Amplifier Gain – Path Loss + Antenna Gain – Correction Factor

Note: Each channel is scanned 10 times, the worst data is recorded.

**Radiated Power (E.I.R.P) for E-UTRA Band 4**

Mode	Band width (MHz)	Modulation	Frequency (MHz)	P <sub>Mea</sub> (dBm)	Amplifier Gain (dBi)	Path Loss (dB)	Antenna Gain (dB)	Correction (dB)	E.I.R.P. (Peak) (dBm)	Polarization
E-UTRA Band 4	1.4	QPSK	1732.5	-9.10	31.23	1.02	0.45	0	21.56	H
		Q16	1732.5	-8.65	31.23	1.02	0.45	0	<b>21.95</b>	H
	3	QPSK	1732.5	-8.81	31.23	1.02	0.45	0	21.85	H
		Q16	1732.5	-9.35	31.23	1.02	0.45	0	21.31	H
	5	QPSK	1732.5	-9.15	31.23	1.02	0.45	0	21.51	H
		Q16	1732.5	-8.94	31.23	1.02	0.45	0	21.72	H
	10	QPSK	1732.5	-9.30	31.23	1.02	0.45	0	21.36	H
		Q16	1732.5	-9.26	31.23	1.02	0.45	0	21.40	H
	15	QPSK	1732.5	-9.43	31.23	1.02	0.45	0	21.23	H
		Q16	1732.5	-9.45	31.23	1.02	0.45	0	21.21	H
	20	QPSK	1732.5	-9.50	31.23	1.02	0.45	0	21.16	H
		Q16	1732.5	-8.96	31.23	1.02	0.45	0	21.70	H

ERP or E.I.R.P = P<sub>Mea</sub> + Amplifier Gain – Path Loss + Antenna Gain – Correction Factor

Note: Each channel is scanned 10 times, the worst data is recorded.

**Radiated Power (ERP) for E-UTRA Band 5**

Mode	Band width (MHz)	Modulation	Frequency (MHz)	P <sub>Mea</sub> (dBm)	Amplifier Gain (dBi)	Path Loss (dB)	Antenna Gain (dB)	Correction (dB)	E.I.R.P. (Peak) (dBm)	Polarization
E-UTRA Band 5	1.4	QPSK	836.5	-0.15	31.23	1.02	-6.07	2.15	<b>21.84</b>	H
		Q16	836.5	-0.92	31.23	1.02	-6.07	2.15	21.07	H
	3	QPSK	836.5	-0.46	31.23	1.02	-6.07	2.15	21.53	H
		Q16	836.5	-0.36	31.23	1.02	-6.07	2.15	21.63	H
	5	QPSK	836.5	-0.65	31.23	1.02	-6.07	2.15	21.34	H
		Q16	836.5	-0.30	31.23	1.02	-6.07	2.15	21.69	H
	10	QPSK	836.5	-0.64	31.23	1.02	-6.07	2.15	21.35	H
		Q16	836.5	-0.86	31.23	1.02	-6.07	2.15	21.13	H

ERP or E.I.R.P = P<sub>Mea</sub> + Amplifier Gain – Path Loss + Antenna Gain – Correction Factor

Note: Each channel is scanned 10 times, the worst data is recorded.





For Question,  
Please Contact with WSCT  
www.wsct-cert.com

### Radiated Power (E.I.R.P) for E-UTRA Band 7

Mode	Band width (MHz)	Modulation	Frequency (MHz)	P <sub>Mea</sub> (dBm)	Amplifier Gain (dBi)	Path Loss (dB)	Antenna Gain (dB)	Correction (dB)	E.I.R.P. (Peak) (dBm)	Polarization
E-UTRA Band 7	5	QPSK	2535	-5.76	31.23	1.02	-2.55	0	21.90	H
		Q16	2535	-5.97	31.23	1.02	-2.55	0	21.69	H
	10	QPSK	2535	-6.39	31.23	1.02	-2.55	0	21.27	H
		Q16	2535	-5.64	31.23	1.02	-2.55	0	<b>22.02</b>	H
	15	QPSK	2535	-6.50	31.23	1.02	-2.55	0	21.16	H
		Q16	2535	-6.00	31.23	1.02	-2.55	0	21.66	H
	20	QPSK	2535	-5.93	31.23	1.02	-2.55	0	21.73	H
		Q16	2535	-6.54	31.23	1.02	-2.55	0	21.12	H

ERP or E.I.R.P = P<sub>Mea</sub> + Amplifier Gain – Path Loss + Antenna Gain – Correction Factor

Note: Each channel is scanned 10 times, the worst data is recorded.





For Question,  
Please Contact with WSCT  
www.wsct-cert.com

# 7. SPURIOUS EMISSION (Conducted and Radiated)

## 7.1. Measurement Result (Pre-measurement)





For Question,  
Please Contact with WSCT  
www.wsct-cert.com

**GSM850:**

Test Channel	BW(MHz)	UL Channel	Frequency(MHz)	Judgment
Low Range	0.2	128	824.2	Pass
Middle Range	0.2	190	836.6	Pass
High Range	0.2	251	848.8	Pass

**PCS 1900 :**

Test Channel	BW(MHz)	UL Channel	Frequency(MHz)	Judgment
Low Range	0.2	512	1850.2	Pass
Middle Range	0.2	661	1880.0	Pass
High Range	0.2	810	1909.8	Pass

**UTRA BANDS**

**BAND 2:**

Test Channel	BW(MHz)	UL Channel	Frequency(MHz)	Judgment
Low Range	5	9262	1852.4	Pass
Middle Range	5	9400	1880.0	Pass
High Range	5	9538	1907.6	Pass

**BAND 4:**

Test Channel	BW(MHz)	UL Channel	Frequency(MHz)	Judgment
Low Range	5	1312	1712.4	Pass
Middle Range	5	1413	1732.6	Pass
High Range	5	1513	1752.6	Pass

**BAND 5:**

Test Channel	BW(MHz)	UL Channel	Frequency(MHz)	Judgment
Low Range	5	4132	826.4	Pass
Middle Range	5	4182	836.4	Pass
High Range	5	4233	846.6	Pass





For Question,  
Please Contact with WSCT  
www.wsct-cert.com

**E-UTRA BANDS  
BAND 2:**

Bandwidth	UL Channel	Frequency	Modulation	RB Size	RB Offset	Judgement
1.4	18607	1850.7	QPSK	6	LOW	Pass
1.4	18607	1850.7	Q16	6	LOW	Pass
1.4	18900	1880	QPSK	6	LOW	Pass
1.4	18900	1880	Q16	6	LOW	Pass
1.4	19193	1909.3	QPSK	6	LOW	Pass
1.4	19193	1909.3	Q16	6	LOW	Pass
3	18615	1851.5	QPSK	15	LOW	Pass
3	18615	1851.5	Q16	15	LOW	Pass
3	18900	1880	QPSK	15	LOW	Pass
3	18900	1880	Q16	15	LOW	Pass
3	19185	1908.5	QPSK	15	LOW	Pass
3	19185	1908.5	Q16	15	LOW	Pass
5	18625	1852.5	QPSK	25	LOW	Pass
5	18625	1852.5	Q16	25	LOW	Pass
5	18900	1880	QPSK	25	LOW	Pass
5	18900	1880	Q16	25	LOW	Pass
5	19175	1907.5	QPSK	25	LOW	Pass
5	19175	1907.5	Q16	25	LOW	Pass
10	18650	1855	QPSK	50	LOW	Pass
10	18650	1855	Q16	50	LOW	Pass
10	18900	1880	QPSK	50	LOW	Pass
10	18900	1880	Q16	50	LOW	Pass
10	19150	1905	QPSK	50	LOW	Pass
10	19150	1905	Q16	50	LOW	Pass
15	18675	1857.5	QPSK	75	LOW	Pass
15	18675	1857.5	Q16	75	LOW	Pass
15	18900	1880	QPSK	75	LOW	Pass
15	18900	1880	Q16	75	LOW	Pass
15	19125	1902.5	QPSK	75	LOW	Pass
15	19125	1902.5	Q16	75	LOW	Pass
20	18700	1860	QPSK	100	LOW	Pass
20	18700	1860	Q16	100	LOW	Pass
20	18900	1880	QPSK	100	LOW	Pass
20	18900	1880	Q16	100	LOW	Pass
20	19100	1900	QPSK	100	LOW	Pass
20	19100	1900	Q16	100	LOW	Pass

**BAND 4:**

Bandwidth	UL Channel	Frequency	Modulation	RB Size	RB Offset	Judgement
1.4	19957	1710.7	QPSK	6	LOW	Pass
1.4	19957	1710.7	Q16	6	LOW	Pass
1.4	20393	1754.3	QPSK	6	LOW	Pass
1.4	20393	1754.3	Q16	6	LOW	Pass
1.4	20175	1732.5	QPSK	6	LOW	Pass
1.4	20175	1732.5	Q16	6	LOW	Pass
3	19965	1711.5	QPSK	15	LOW	Pass
3	19965	1711.5	Q16	15	LOW	Pass
3	20385	1753.5	QPSK	15	LOW	Pass



世标检测认证股份  
World Standardization Certification & Testing Group Co.,Ltd.

ADD: Building A-B Baoshi Science & technology Park, Baoshi Road, Bao'an District, Shenzhen, Guangdong, China  
TEL:86-755-26996143/26996144/26996145/26996192 FAX:86-755-86376605 E-mail:Fengbing.Wang@wsct-cert.com Http:www.wsct-cert.com



For Question,  
Please Contact with WSCT  
www.wsct-cert.com

Bandwidth	UL Channel	Frequency	Modulation	RB Size	RB Offset	Judgement
3	20385	1753.5	Q16	15	LOW	Pass
3	20175	1732.5	QPSK	15	LOW	Pass
3	20175	1732.5	Q16	15	LOW	Pass
5	19975	1712.5	QPSK	25	LOW	Pass
5	19975	1712.5	Q16	25	LOW	Pass
5	20375	1752.5	QPSK	25	LOW	Pass
5	20375	1752.5	Q16	25	LOW	Pass
5	20175	1732.5	QPSK	25	LOW	Pass
5	20175	1732.5	Q16	25	LOW	Pass
10	20000	1715	QPSK	50	LOW	Pass
10	20000	1715	Q16	50	LOW	Pass
10	20350	1750	QPSK	50	LOW	Pass
10	20350	1750	Q16	50	LOW	Pass
10	20175	1732.5	QPSK	50	LOW	Pass
10	20175	1732.5	Q16	50	LOW	Pass
15	20025	1717.5	QPSK	75	LOW	Pass
15	20025	1717.5	Q16	75	LOW	Pass
15	20325	1747.5	QPSK	75	LOW	Pass
15	20325	1747.5	Q16	75	LOW	Pass
15	20175	1732.5	QPSK	75	LOW	Pass
15	20175	1732.5	Q16	75	LOW	Pass
20	20050	1720	QPSK	100	LOW	Pass
20	20050	1720	Q16	100	LOW	Pass
20	20300	1745	QPSK	100	LOW	Pass
20	20300	1745	Q16	100	LOW	Pass
20	20175	1732.5	QPSK	100	LOW	Pass
20	20175	1732.5	Q16	100	LOW	Pass

**BAND 5:**

Bandwidth	UL Channel	Frequency	Modulation	RB Size	RB Offset	Judgement
1.4	20470	824.7	QPSK	6	LOW	Pass
1.4	20470	824.7	Q16	6	LOW	Pass
1.4	20525	836.5	QPSK	6	LOW	Pass
1.4	20525	836.5	Q16	6	LOW	Pass
1.4	20643	848.3	QPSK	6	LOW	Pass
1.4	20643	848.3	Q16	6	LOW	Pass
3	20415	825.5	QPSK	15	LOW	Pass
3	20415	825.5	Q16	15	LOW	Pass
3	20525	836.5	QPSK	15	LOW	Pass
3	20525	836.5	Q16	15	LOW	Pass
3	20635	847.5	QPSK	15	LOW	Pass
3	20635	847.5	Q16	15	LOW	Pass
5	20425	826.5	QPSK	25	LOW	Pass
5	20425	826.5	Q16	25	LOW	Pass
5	20525	836.5	QPSK	25	LOW	Pass
5	20525	836.5	Q16	25	LOW	Pass
5	20625	846.5	QPSK	25	LOW	Pass
5	20625	846.5	Q16	25	LOW	Pass
10	20450	829	QPSK	50	LOW	Pass
10	20450	829	Q16	50	LOW	Pass
10	20525	836.5	QPSK	50	LOW	Pass





For Question,  
Please Contact with WSCT  
www.wsct-cert.com

Bandwidth	UL Channel	Frequency	Modulation	RB Size	RB Offset	Judgement
10	20525	836.5	Q16	50	LOW	Pass
10	20600	844	QPSK	50	LOW	Pass
10	20600	844	Q16	50	LOW	Pass

**BAND 7:**

Bandwidth	UL Channel	Frequency	Modulation	RB Size	RB Offset	Judgement
5	20775	2502.5	QPSK	25	LOW	Pass
5	20775	2502.5	Q16	25	LOW	Pass
5	21425	2567.5	QPSK	25	LOW	Pass
5	21425	2567.5	Q16	25	LOW	Pass
5	21100	2535	QPSK	25	LOW	Pass
5	21100	2535	QPSK	25	LOW	Pass
10	20800	2505	QPSK	50	LOW	Pass
10	20800	2505	Q16	50	LOW	Pass
10	21400	2565	QPSK	50	LOW	Pass
10	21400	2565	Q16	50	LOW	Pass
10	21100	2535	QPSK	50	LOW	Pass
10	21100	2535	Q16	50	LOW	Pass
15	20825	2507.5	QPSK	75	LOW	Pass
15	20825	2507.5	Q16	75	LOW	Pass
15	21375	2562.5	QPSK	75	LOW	Pass
15	21375	2562.5	Q16	75	LOW	Pass
15	21100	2535	QPSK	75	LOW	Pass
15	21100	2535	Q16	75	LOW	Pass
20	20850	2510	QPSK	100	LOW	Pass
20	20850	2510	Q16	100	LOW	Pass
20	21350	2560	QPSK	100	LOW	Pass
20	21350	2560	Q16	100	LOW	Pass
20	21100	2535	QPSK	100	LOW	Pass
20	21100	2535	Q16	100	LOW	Pass





**Test Plot(s)  
Conducted method**

**Test limit:**

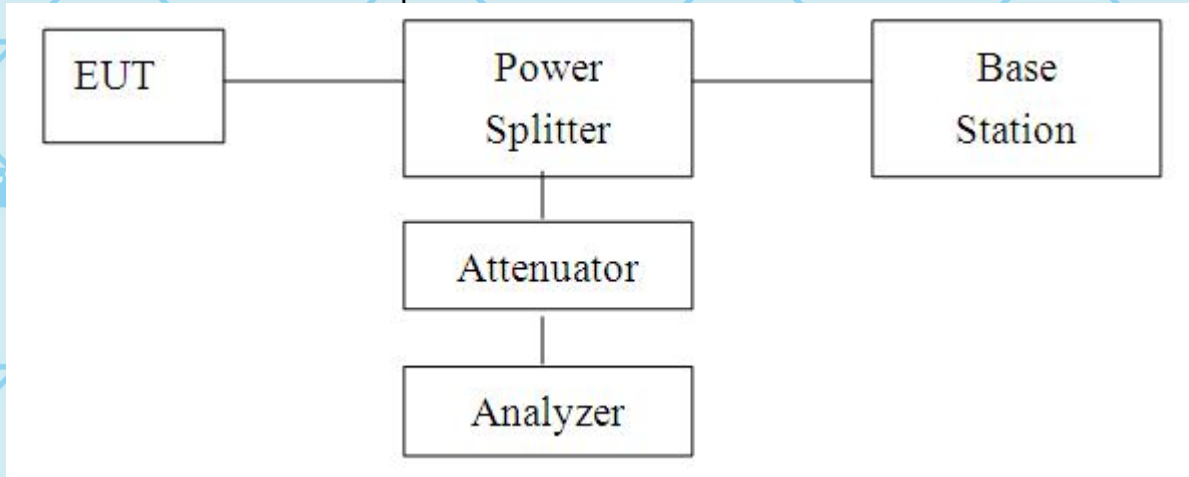
The spurious (unwanted) emission limits specified in the individual FCC rule parts applicable to licensed digital transmitters (typically referred to under the heading 'emission limits') normally apply to any and all emissions that are present outside of the authorized frequency band/block and apply to emissions in both the out-of-band and spurious domains. In some rule parts, the unwanted emission limits are specified by an emission mask that defines the applicable limit as a function of the frequency range relative to the authorized frequency block.

Typically, unwanted emissions are required by the licensed rule parts to be attenuated below the transmitter power by a factor of at least  $X + 10\log(P)$  dB, where P represents the transmitter power expressed in watts and X is a specified scalar value (e.g., 43). This specification can be interpreted in one of two equivalent ways. First, the required attenuation can be construed to be relative to the mean carrier power, with the resultant of the equation  $X + 10\log(P)$  being expressed in dBc (dB relative to the maximum carrier power). Alternatively, the specification can be interpreted as an absolute limit when the specified attenuation is actually subtracted from the maximum permissible transmitter power [i.e.,  $10\log(P) - \{X + 10\log(P)\}$ ], resulting in an absolute level of -X dBW [or  $(-X + 30)$  dBm]. See section 4.

**Test procedure:**

The RF output of the transceiver was connected to a spectrum analyzer and simulator through appropriate attenuation. The resolution bandwidth of the spectrum analyzer was set at 100 kHz below 1 GHz and 1 MHz above 1 GHz. Sufficient scans were taken to show any out of band emissions up to 10th harmonics.

**Conducted Emission Test-Up:**



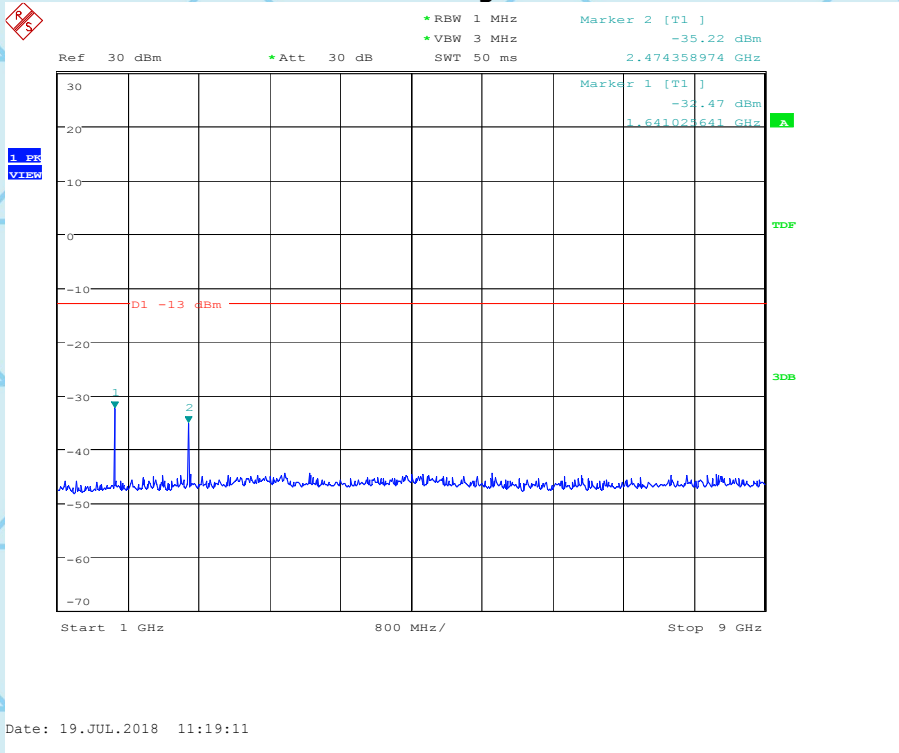




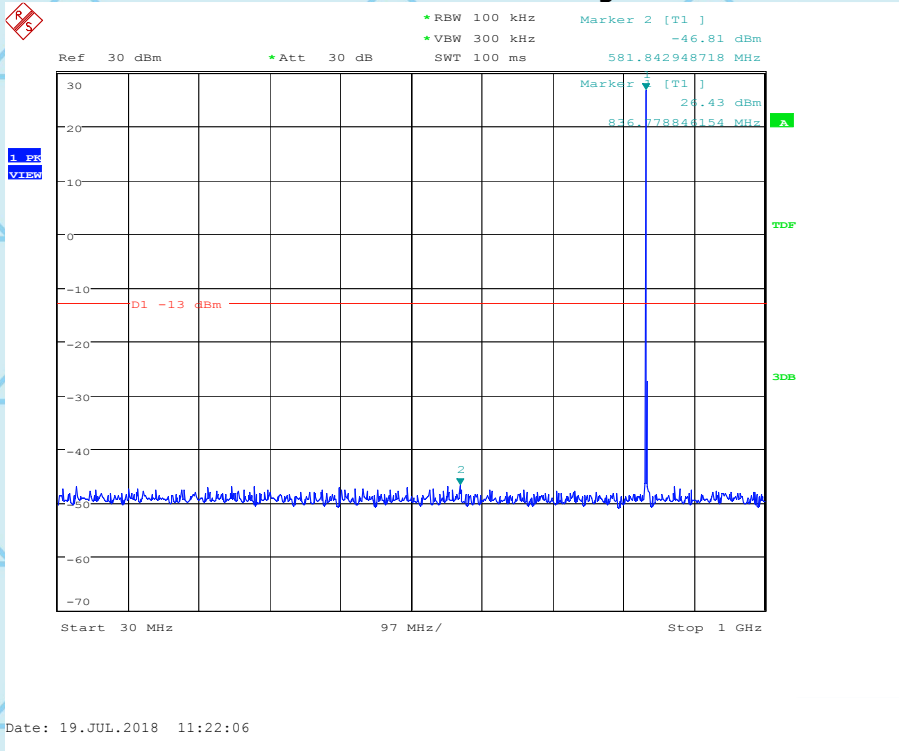


For Question,  
Please Contact with WSCT  
www.wsct-cert.com

### Conducted Emission Transmitting Mode CH 128 1GHz – 9GHz



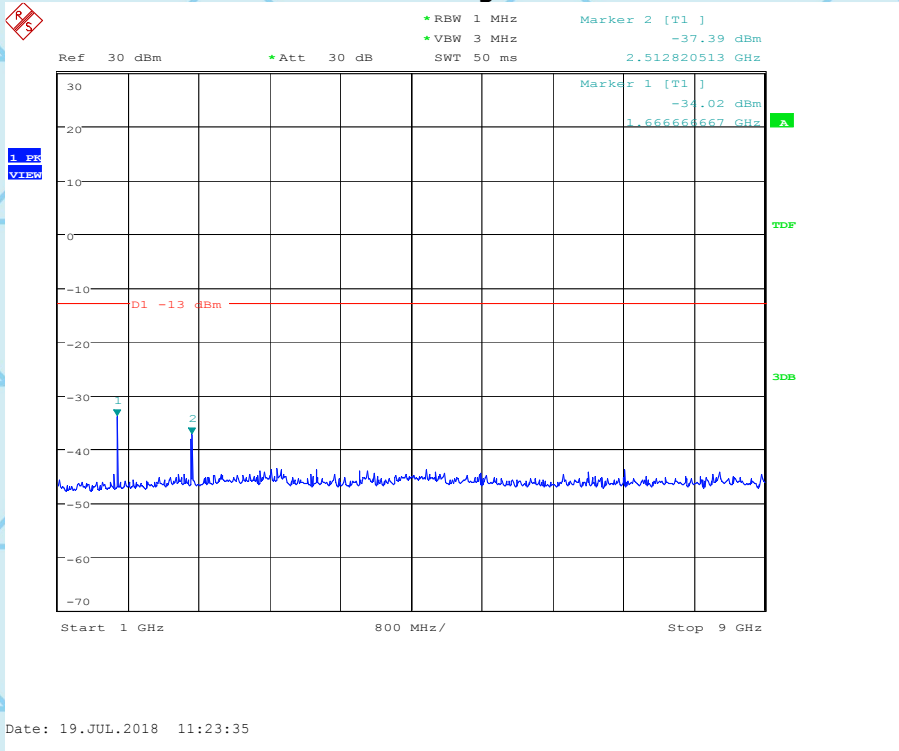
### Conducted Emission Transmitting Mode CH 190 30MHz – 1GHz



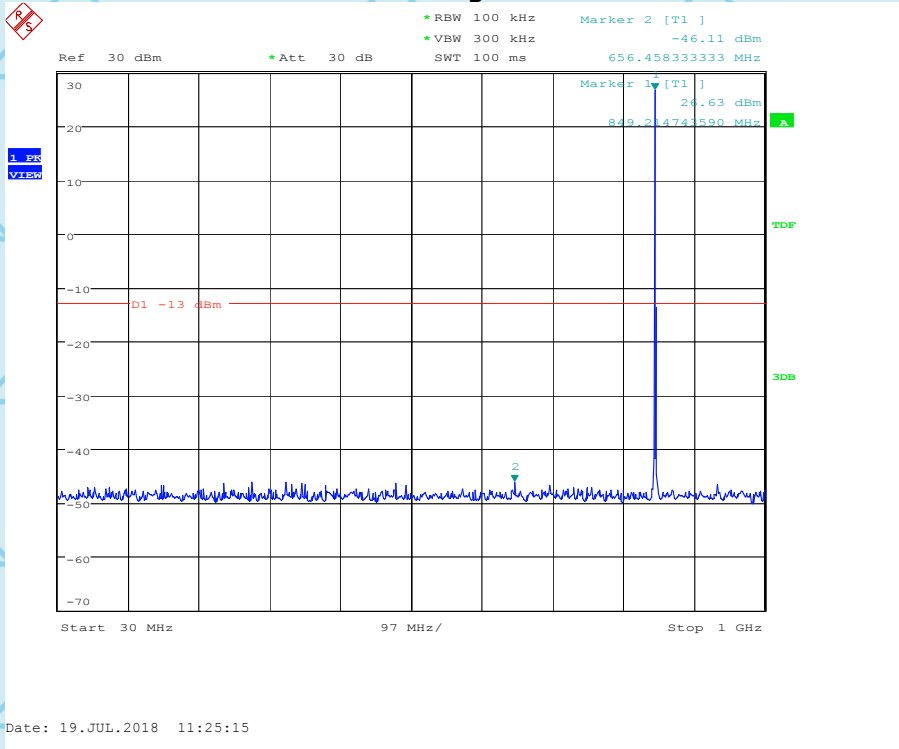


For Question,  
Please Contact with WSCT  
www.wsct-cert.com

### Conducted Emission Transmitting Mode CH 190 1GHz – 9GHz



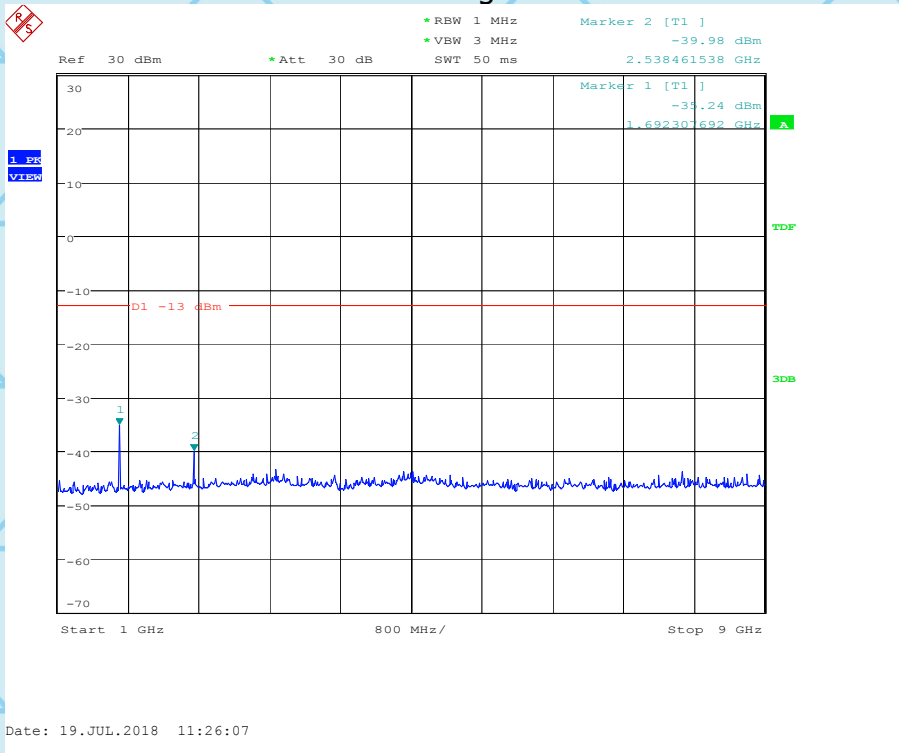
### Conducted Emission Transmitting Mode CH 251 30MHz – 1GHz



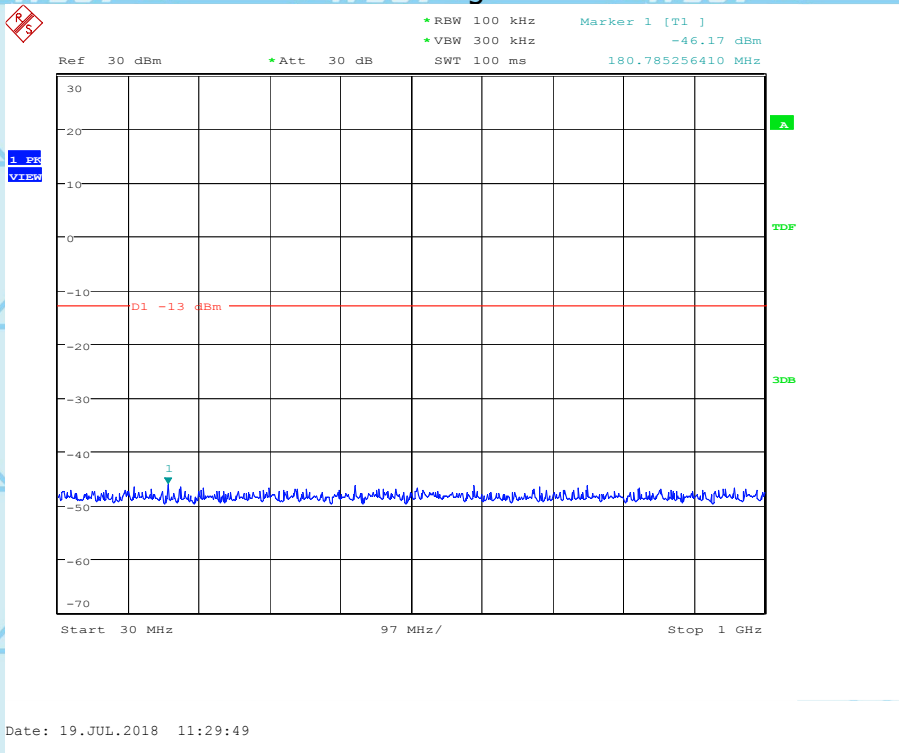


For Question,  
Please Contact with WSCT  
www.wsct-cert.com

### Conducted Emission Transmitting Mode CH 251 1GHz – 9GHz



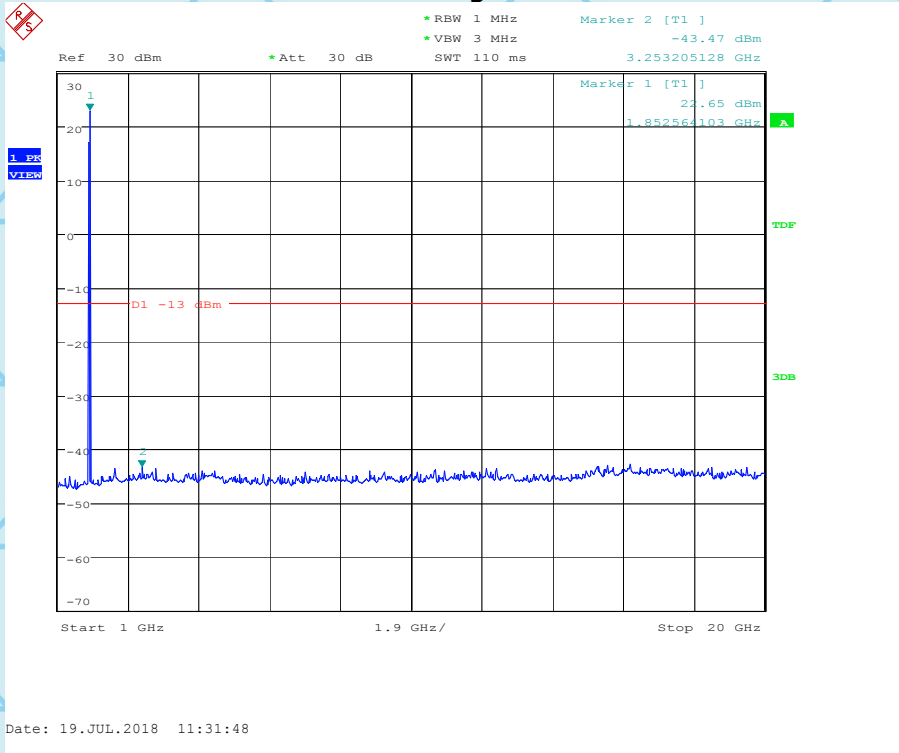
### CONDUCTED EMISSION IN PCS1900 BAND Conducted Emission Transmitting Mode CH 512 30MHz – 1GHz



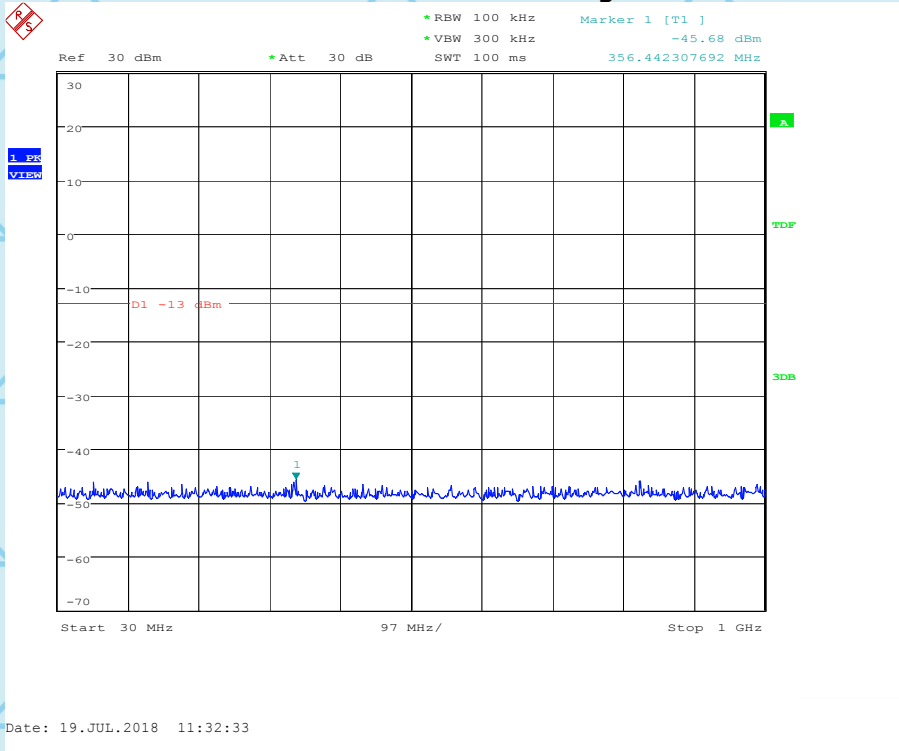


For Question, Please Contact with WSCT www.wsct-cert.com

Conducted Emission Transmitting Mode CH 512 1GHz – 20GHz



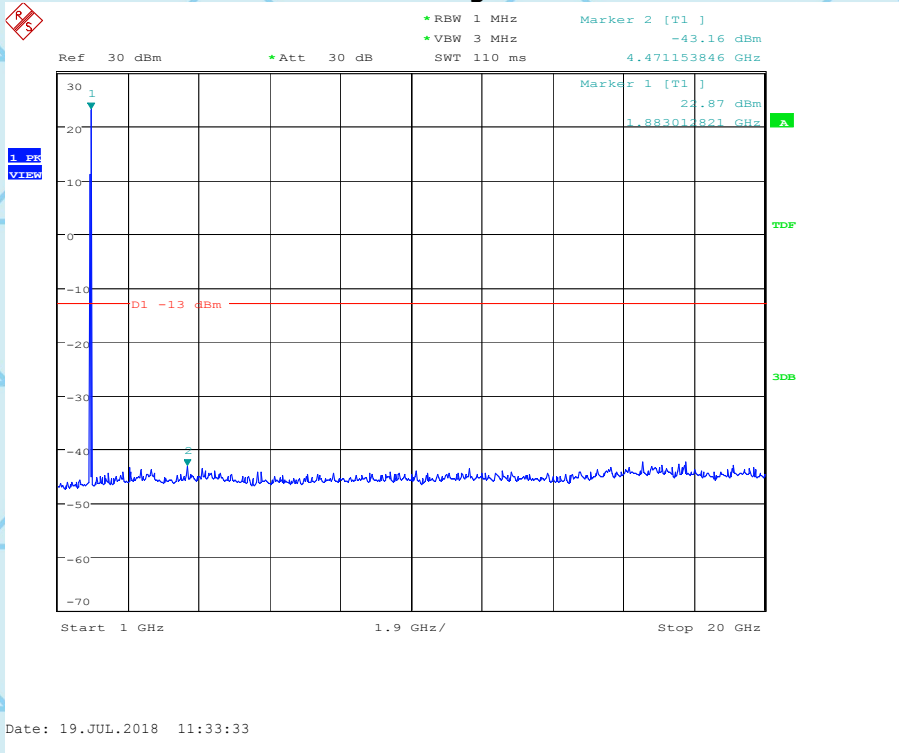
Conducted Emission Transmitting Mode CH 661 30MHz – 1GHz



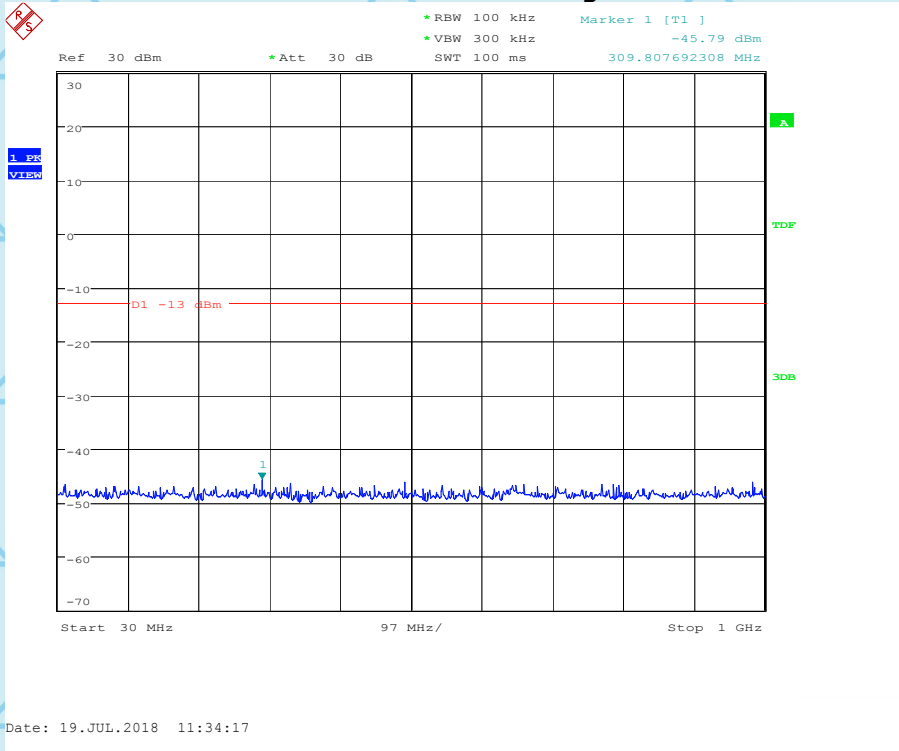


For Question,  
Please Contact with WSCT  
www.wsct-cert.com

### Conducted Emission Transmitting Mode CH 661 1GHz – 20GHz



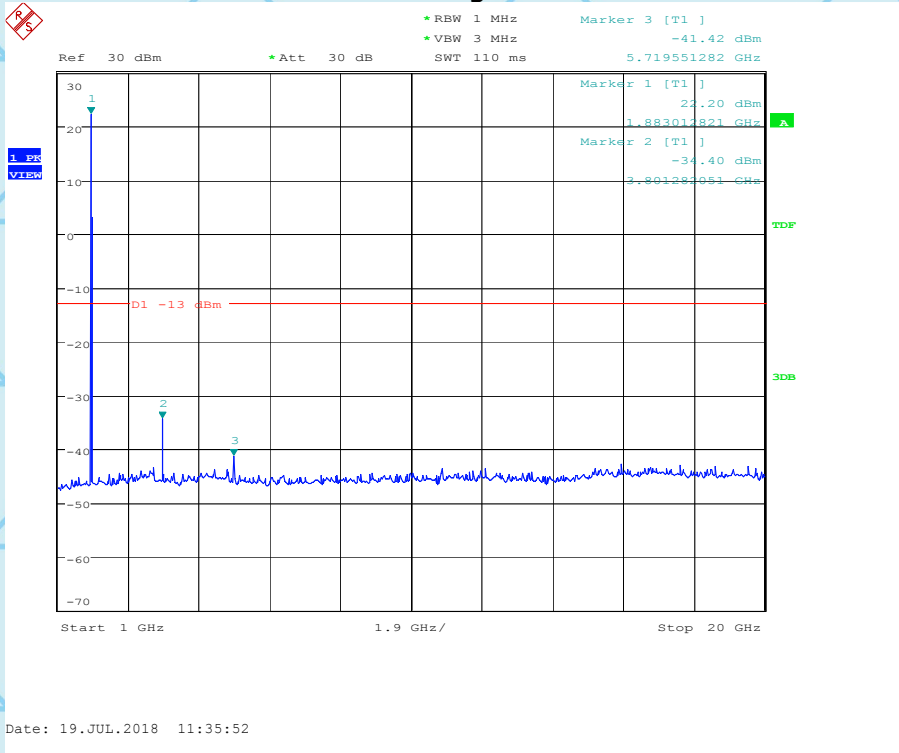
### Conducted Emission Transmitting Mode CH 810 30MHz – 1GHz



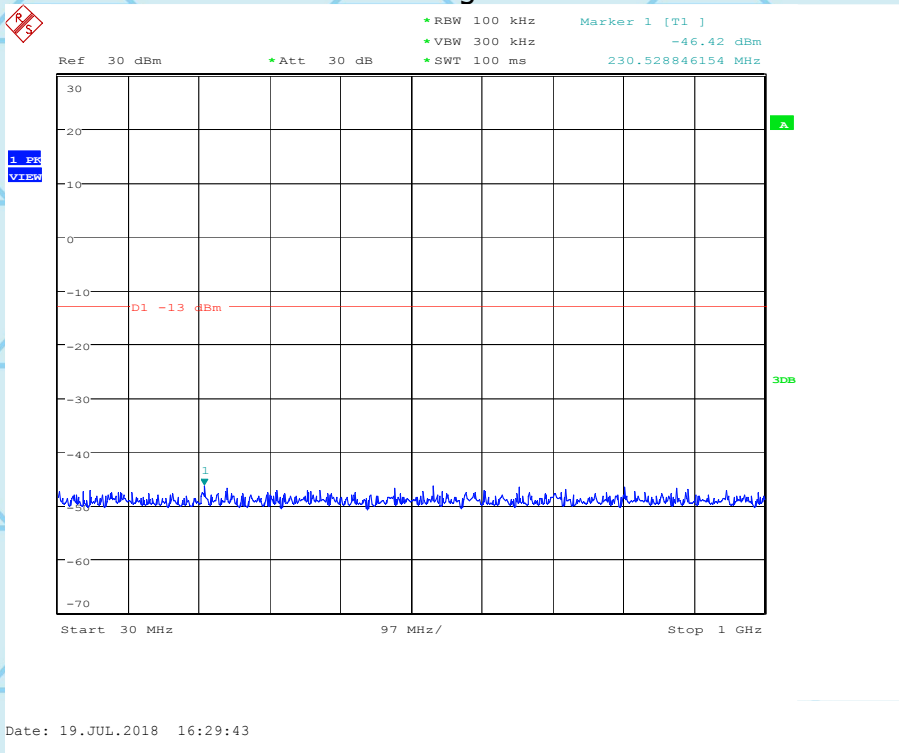


For Question, Please Contact with WSCT www.wsct-cert.com

### Conducted Emission Transmitting Mode CH 810 1GHz – 20GHz



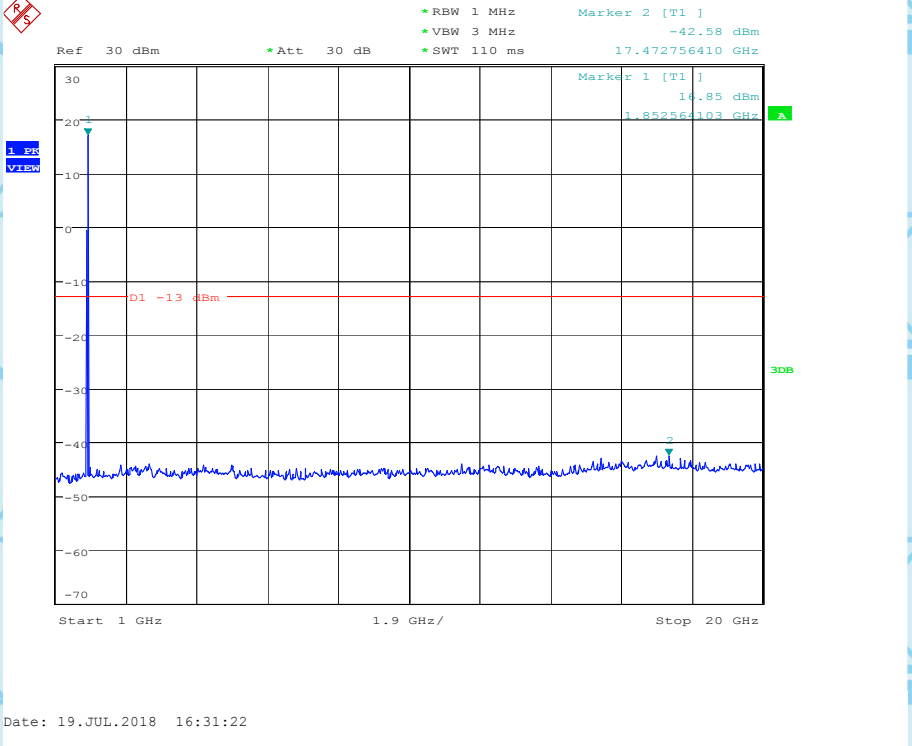
### CONDUCTED EMISSION IN WCDMA Band II Conducted Emission Transmitting Mode CH 9262 30MHz – 1GHz



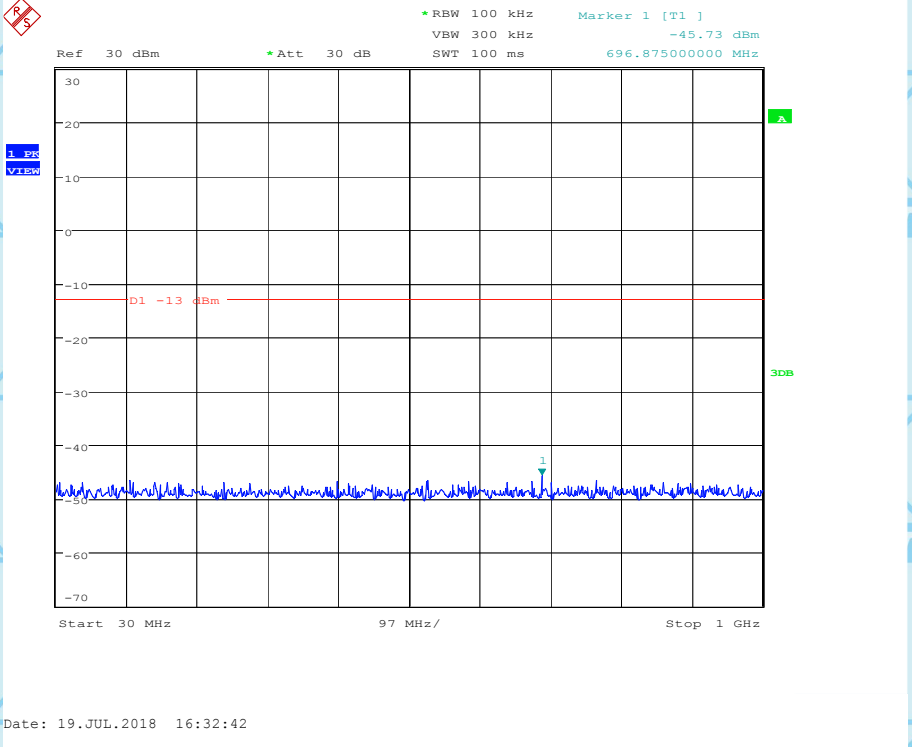


For Question, Please Contact with WSCT www.wsct-cert.com

Conducted Emission Transmitting Mode CH 9262 1GHz – 20GHz



Conducted Emission Transmitting Mode CH 9400 30MHz – 1GHz

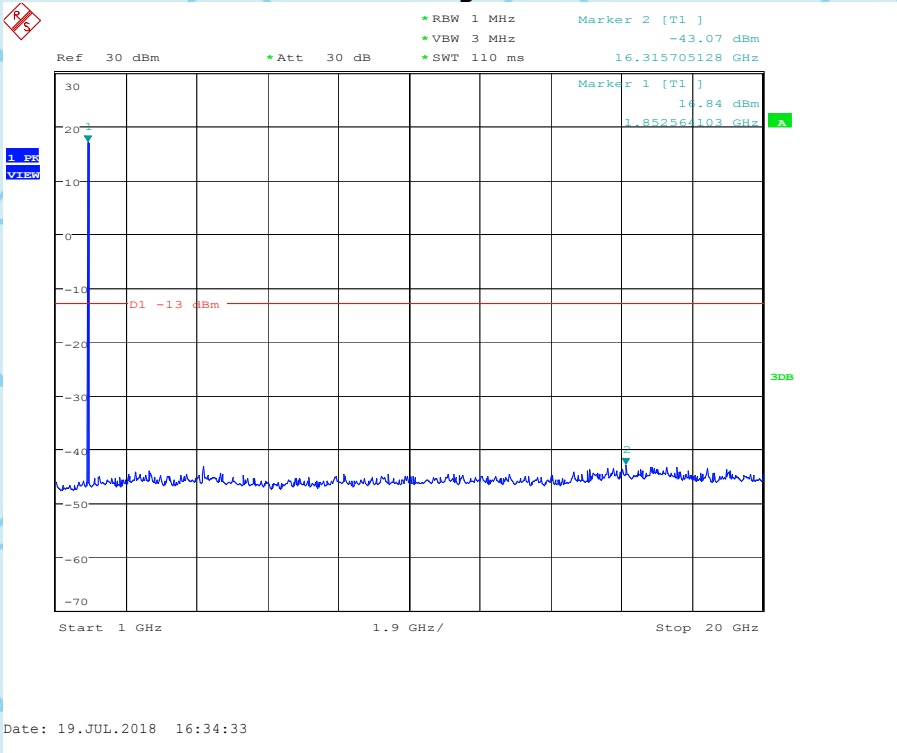




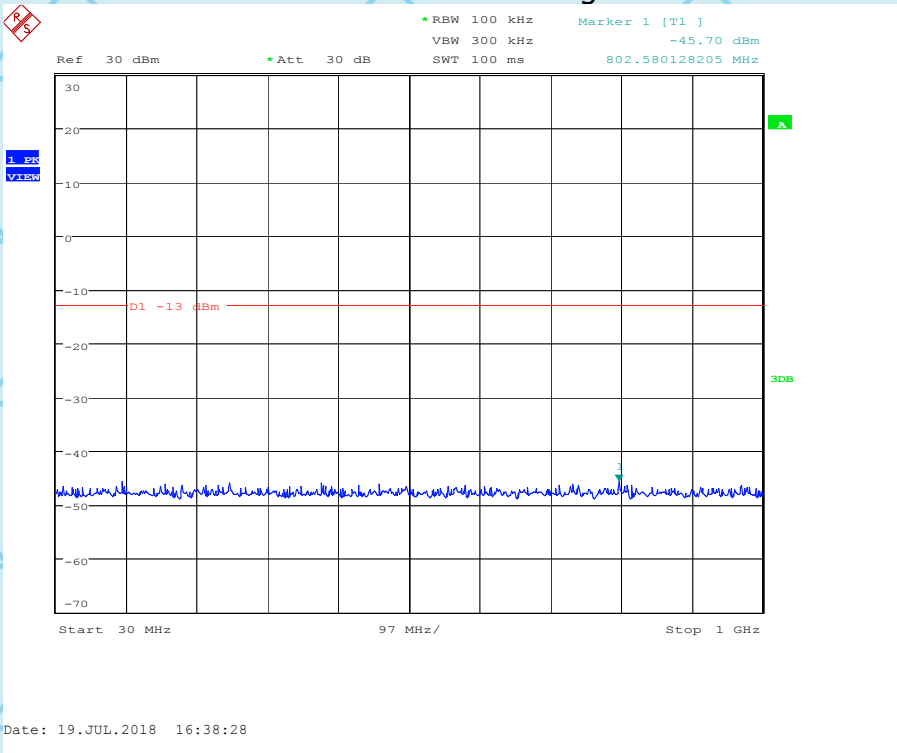


For Question,  
Please Contact with WSCT  
www.wsct-cert.com

### Conducted Emission Transmitting Mode CH 9400 1GHz – 20GHz



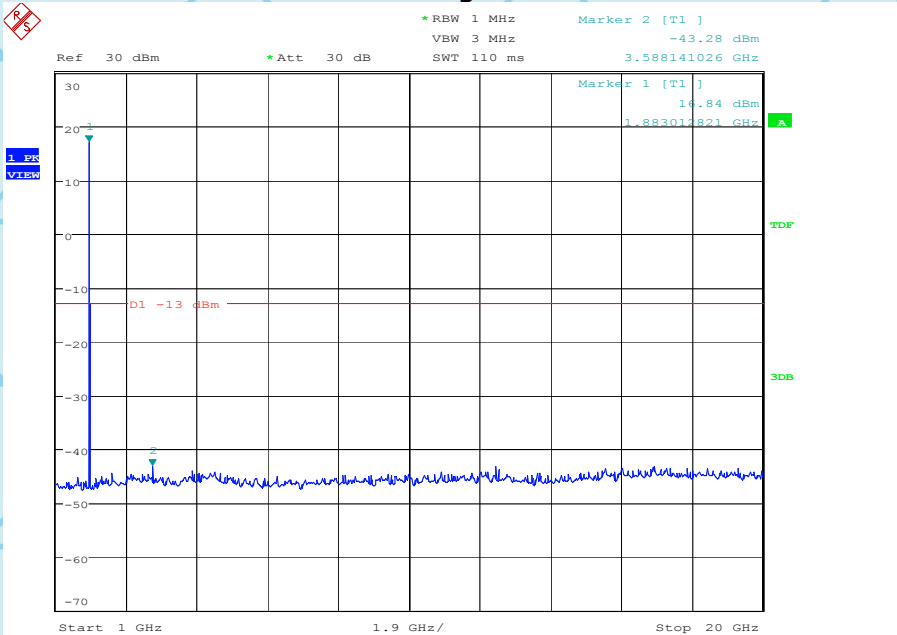
### Conducted Emission Transmitting Mode CH 9538 30MHz – 1GHz





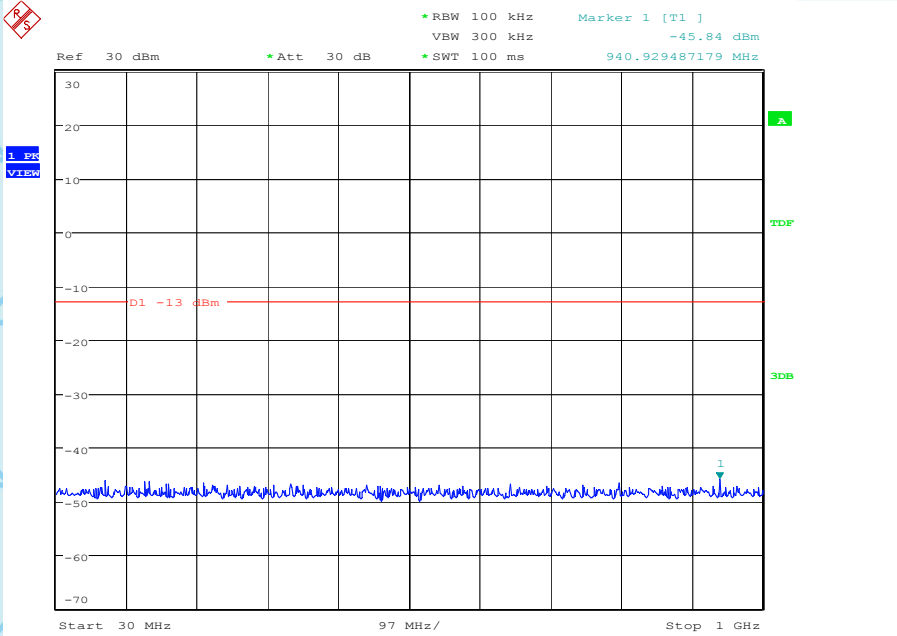
For Question, Please Contact with WSCT www.wsct-cert.com

Conducted Emission Transmitting Mode CH 9538 1GHz – 20GHz



Date: 19.JUL.2018 16:42:39

CONDUCTED EMISSION IN WCDMA Band IV  
Conducted Emission Transmitting Mode CH 1312 30MHz – 1GHz



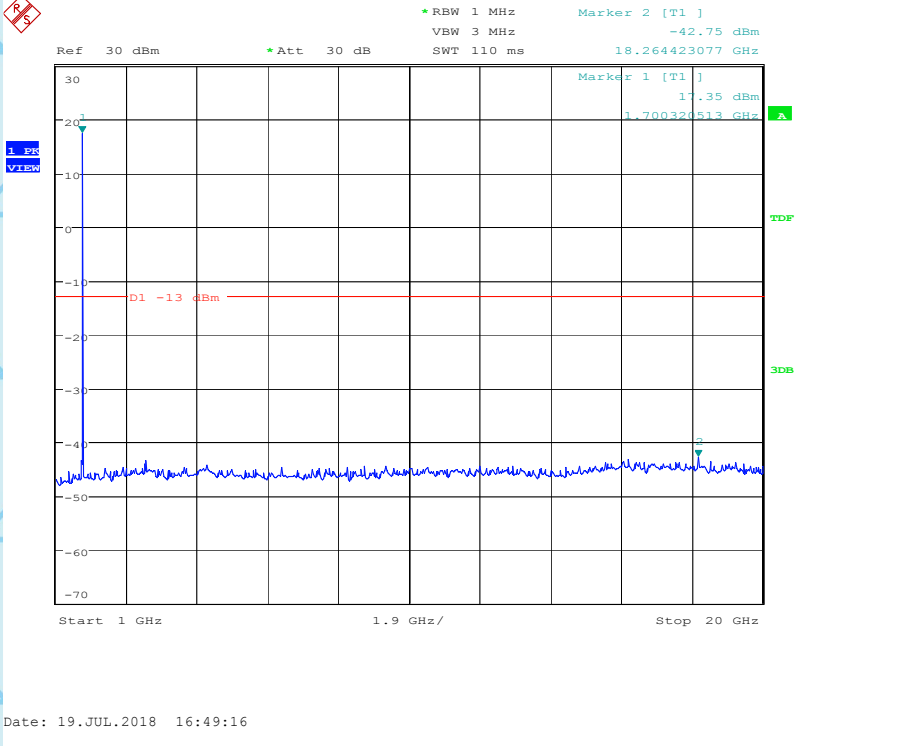
Date: 19.JUL.2018 16:47:42



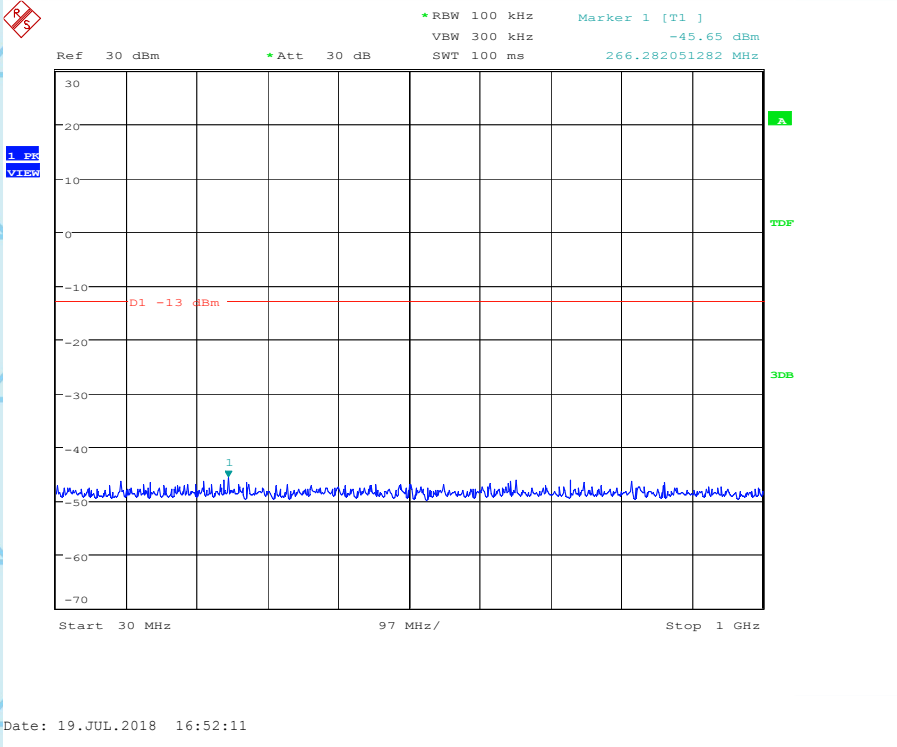


For Question, Please Contact with WSCT www.wsct-cert.com

### Conducted Emission Transmitting Mode CH 1312 1GHz – 20GHz



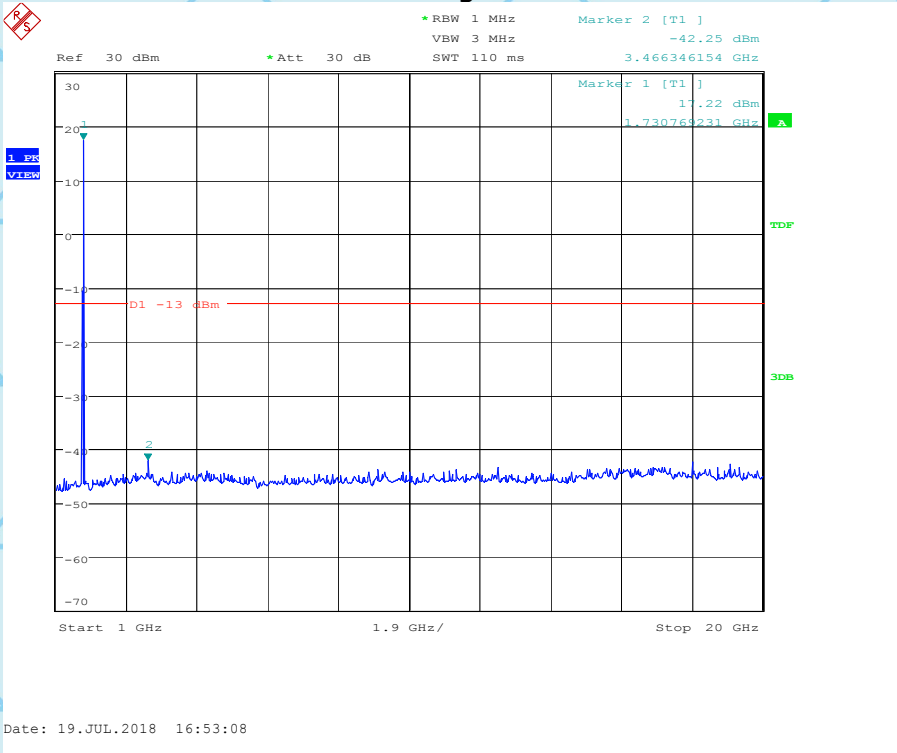
### Conducted Emission Transmitting Mode CH 1413 30MHz – 1GHz



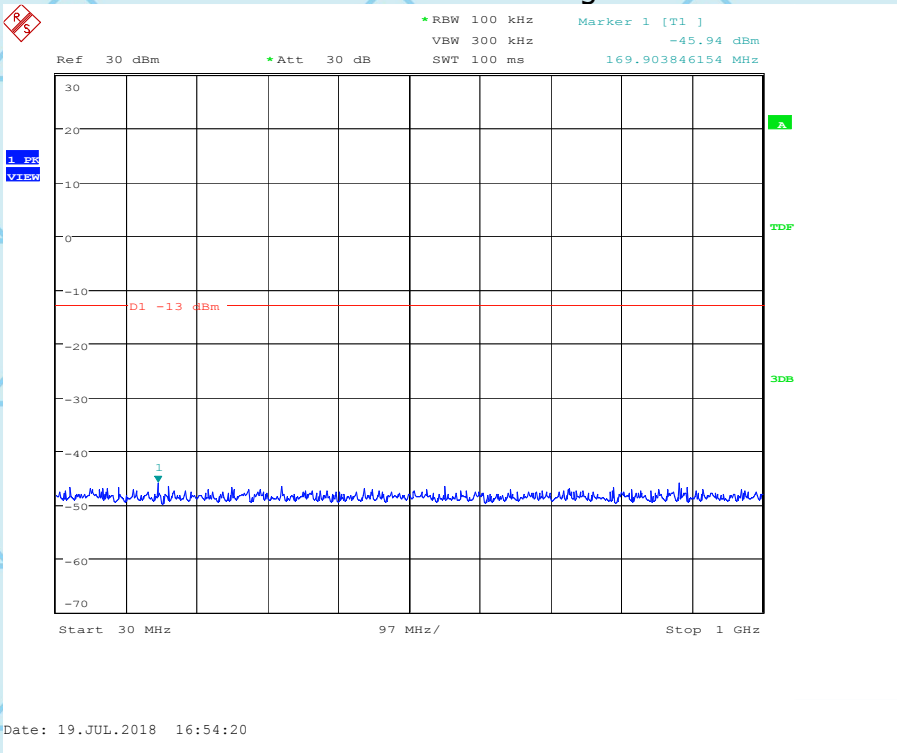


For Question,  
Please Contact with WSCT  
www.wsct-cert.com

### Conducted Emission Transmitting Mode CH 1413 1GHz – 20GHz



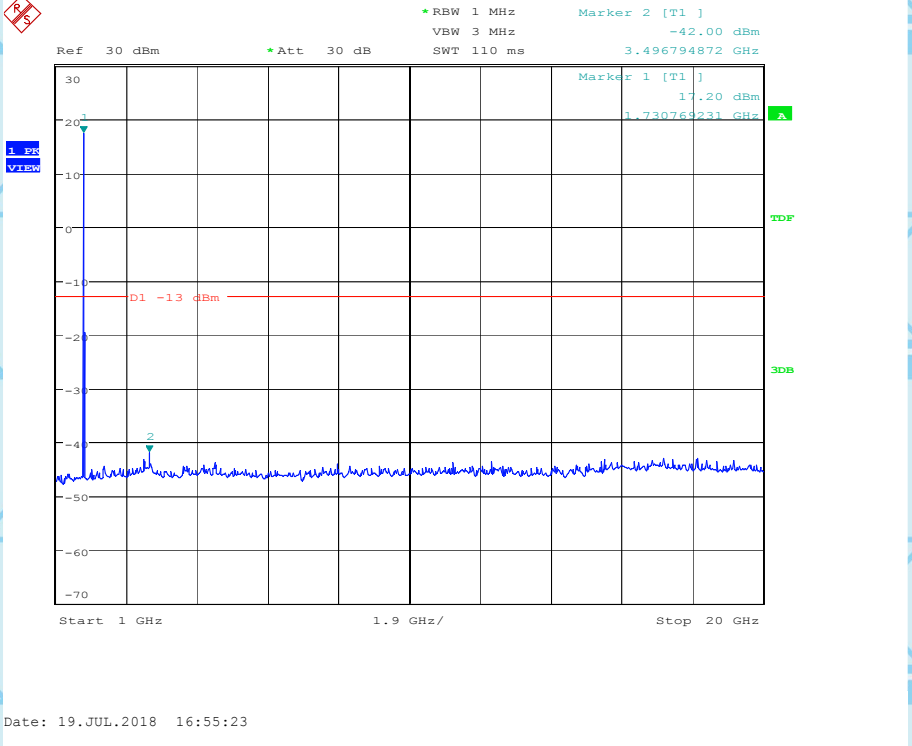
### Conducted Emission Transmitting Mode CH 1513 30MHz – 1GHz



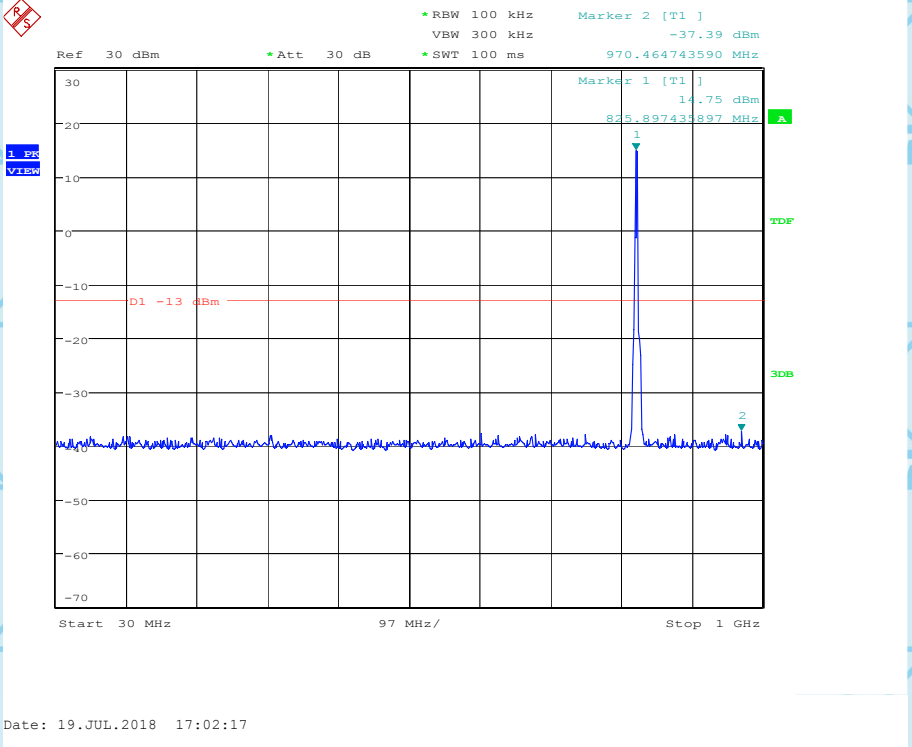


For Question,  
Please Contact with WSCT  
www.wsct-cert.com

### Conducted Emission Transmitting Mode CH 1513 1GHz – 20GHz



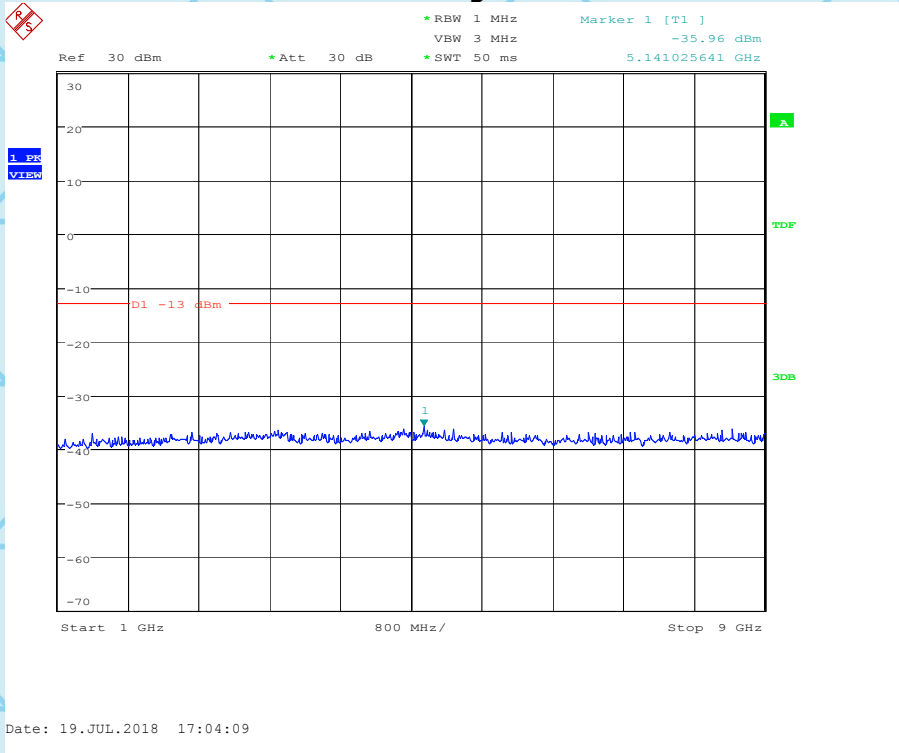
### CONDUCTED EMISSION IN WCDMA Band V Conducted Emission Transmitting Mode CH 4132 30MHz – 1GHz



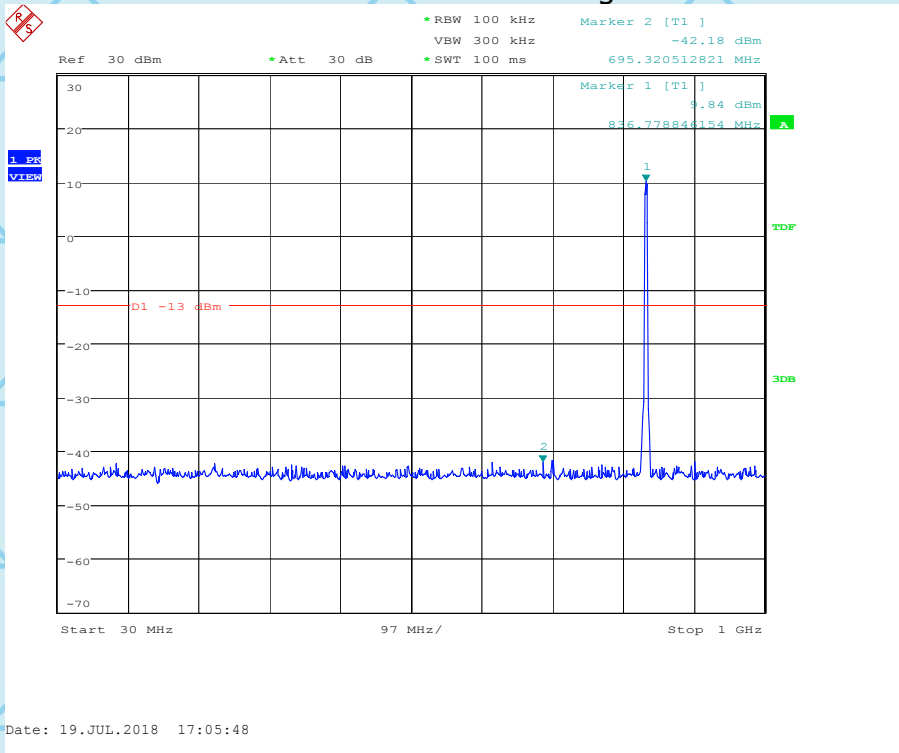


For Question,  
Please Contact with WSCT  
www.wsct-cert.com

### Conducted Emission Transmitting Mode CH 4132 1GHz – 9GHz



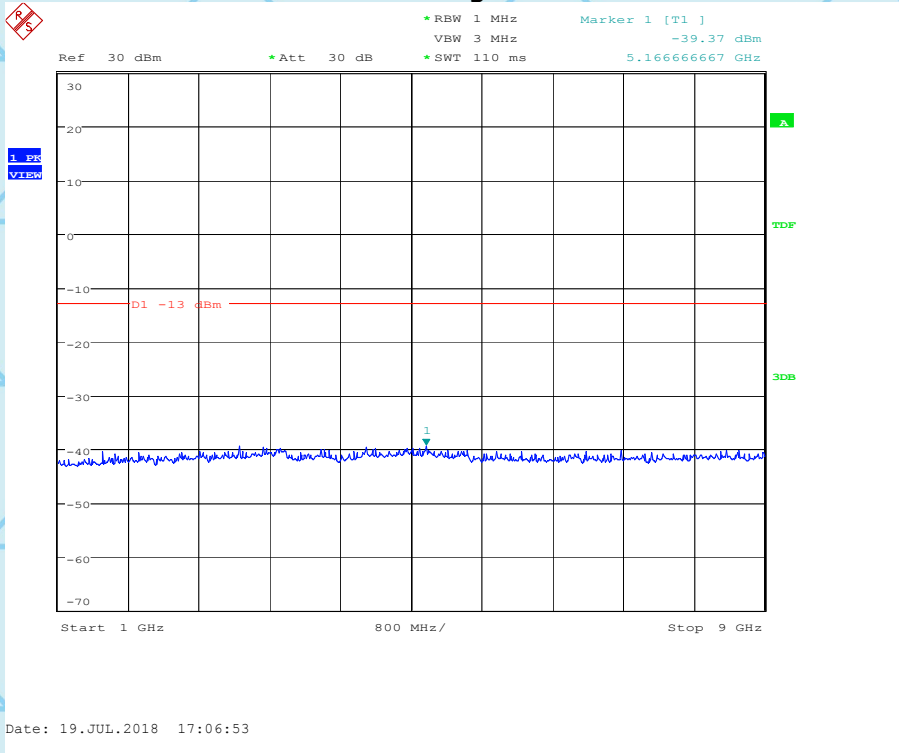
### Conducted Emission Transmitting Mode CH 4182 30MHz – 1GHz



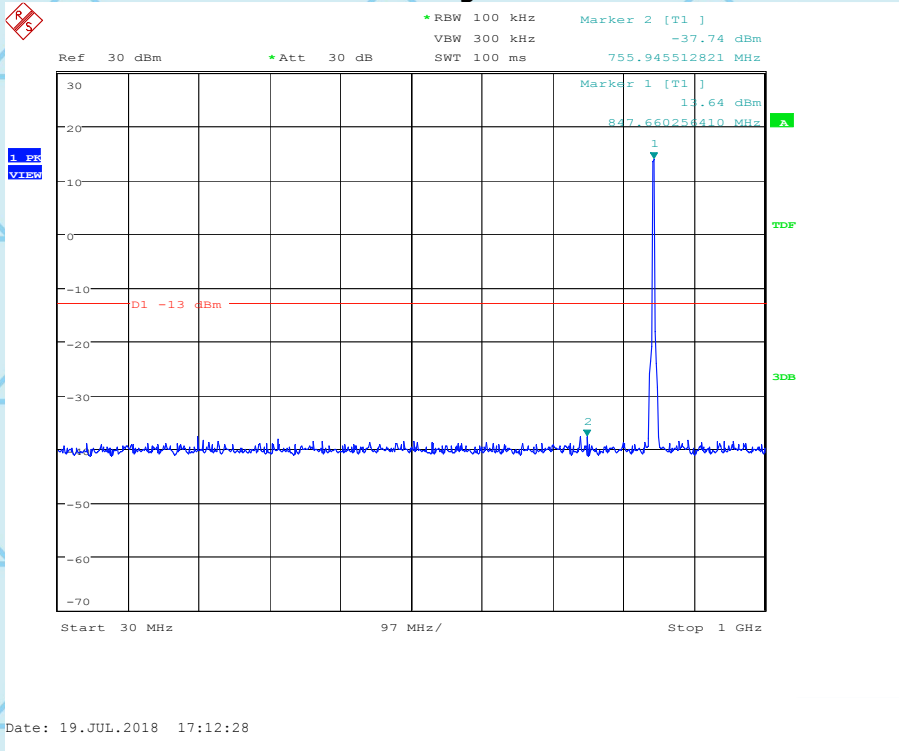


For Question,  
Please Contact with WSCT  
www.wsct-cert.com

### Conducted Emission Transmitting Mode CH 4182 1GHz – 9GHz



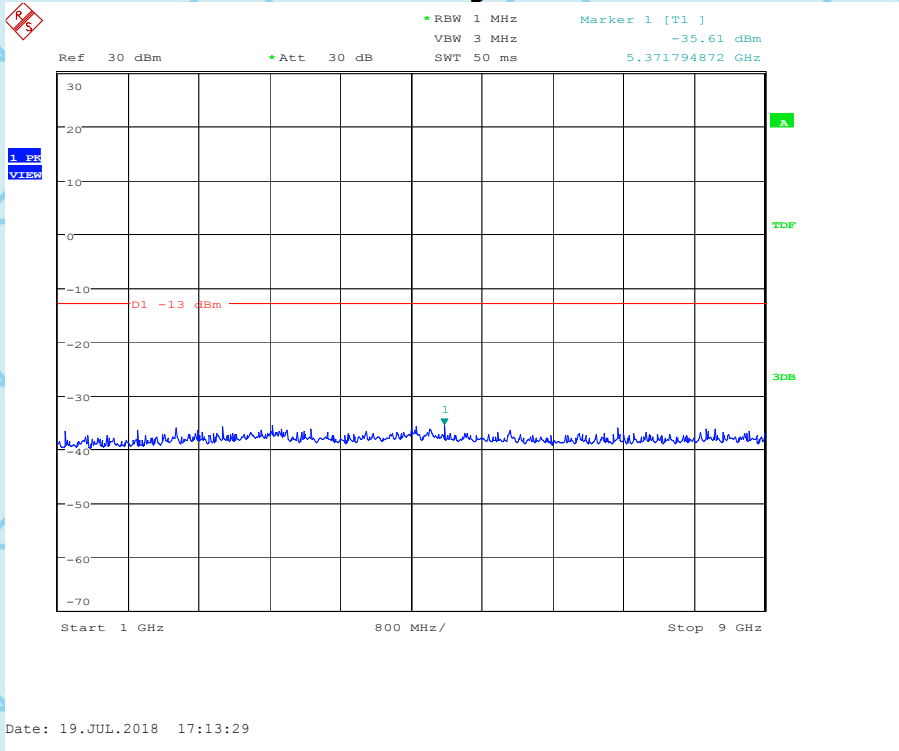
### Conducted Emission Transmitting Mode CH 4233 30MHz – 1GHz





For Question,  
Please Contact with WSCT  
www.wsct-cert.com

### Conducted Emission Transmitting Mode CH 4233 1GHz – 9GHz

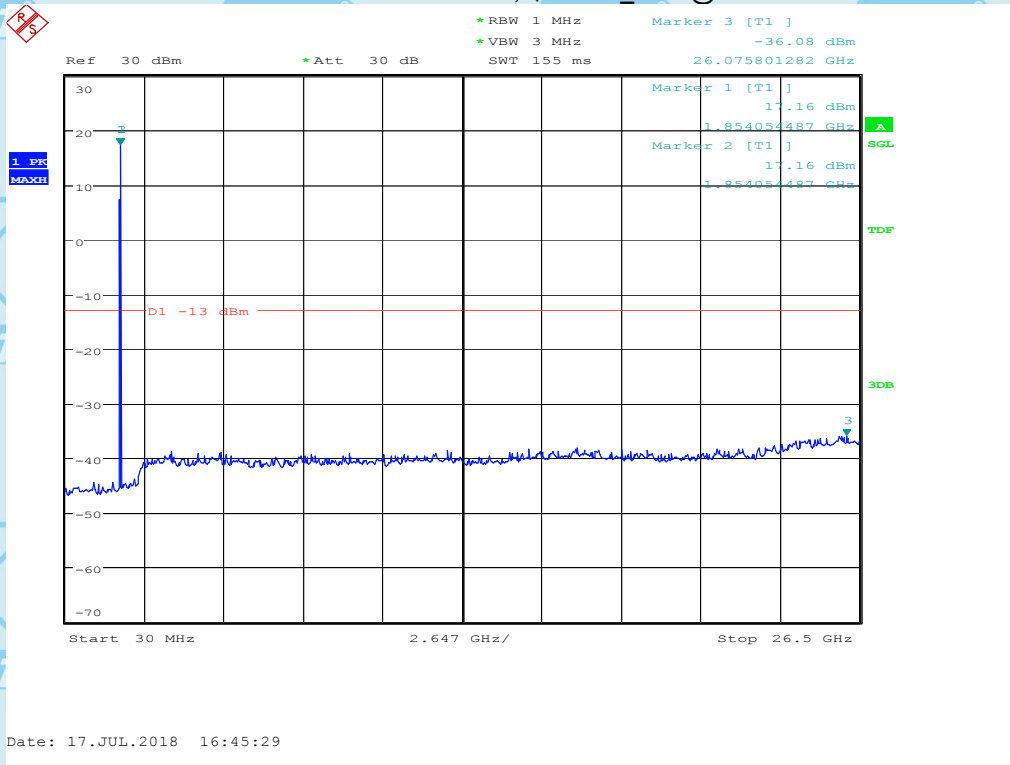




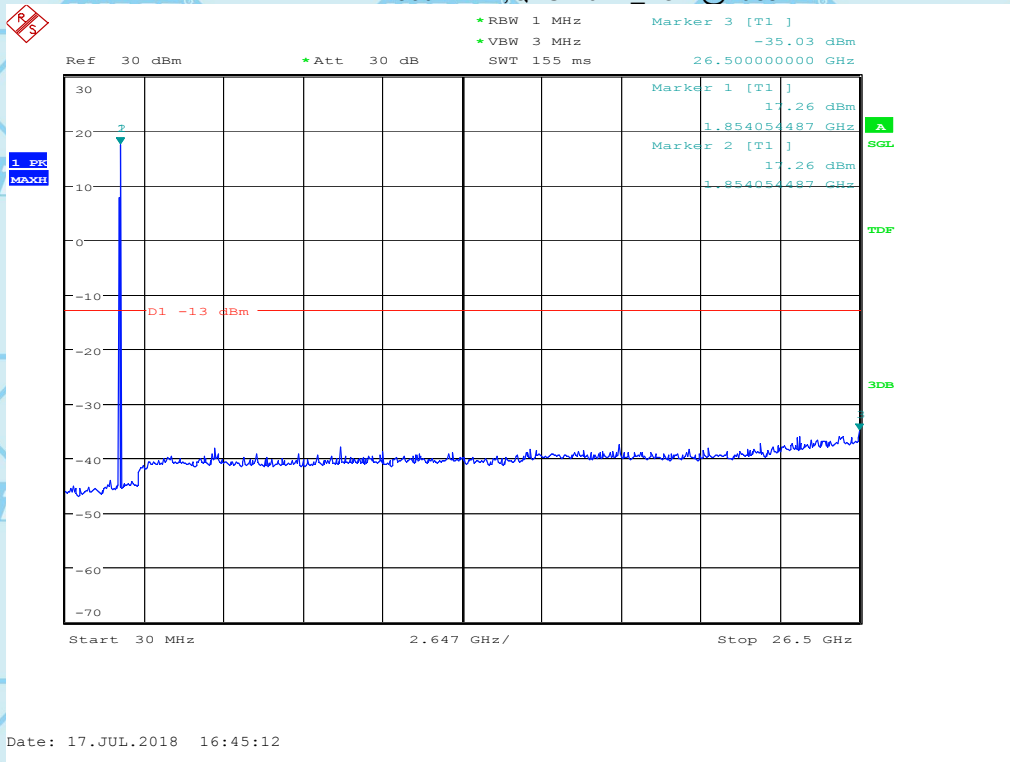


For Question,  
Please Contact with WSCT  
www.wsct-cert.com

### BAND 2@Conducted Spurious Emission BW1.4MHz-1850.7MHz,Q16-6RB\_LOW@Pass



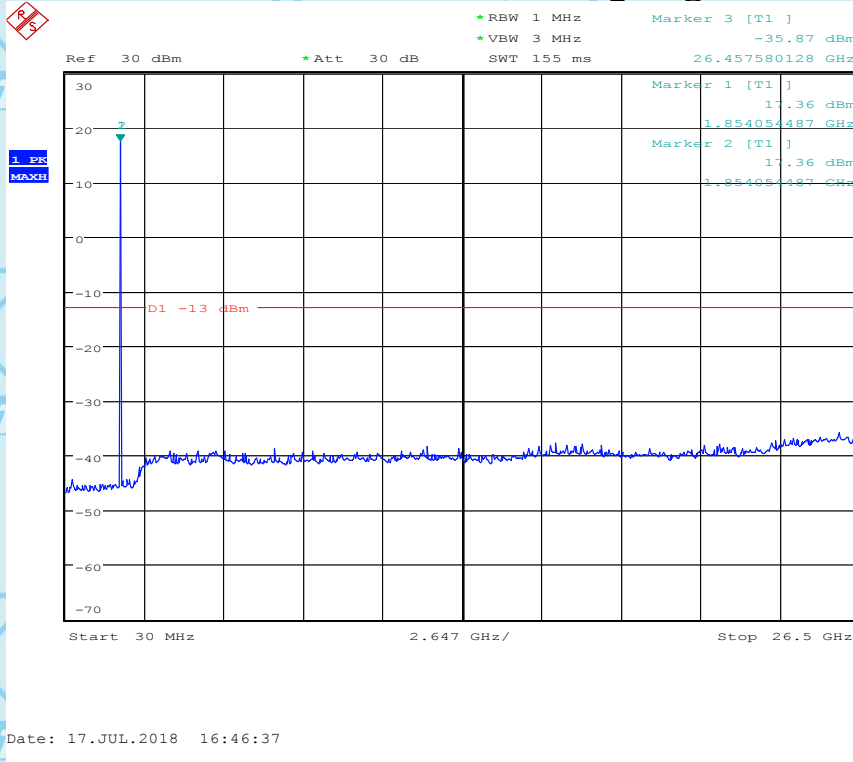
### BW1.4MHz-1850.7MHz,QPSK-6RB\_LOW@Pass



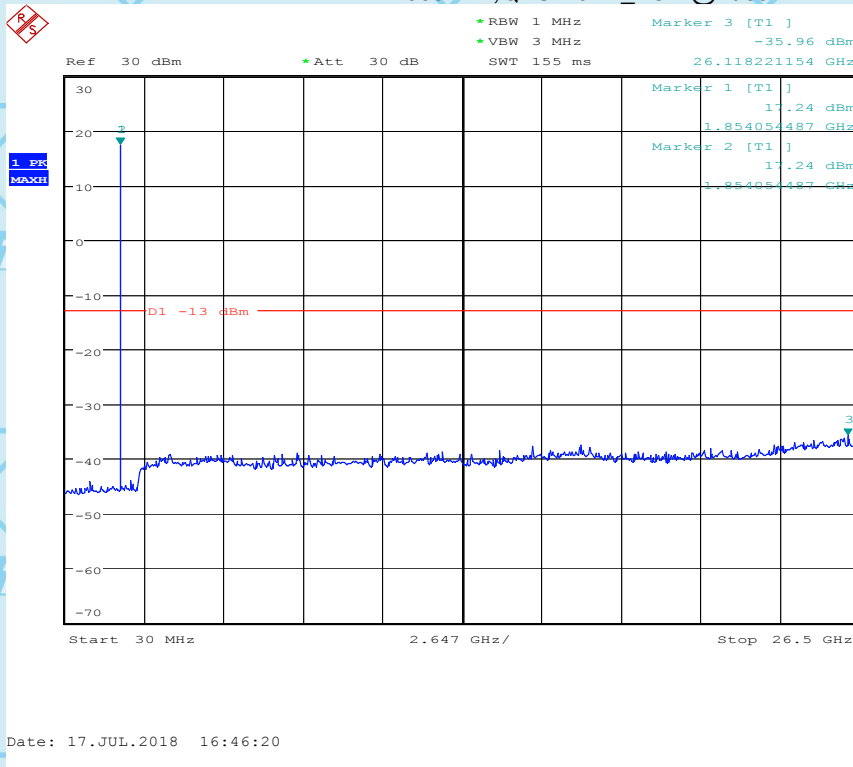


For Question,  
Please Contact with WSCT  
www.wsct-cert.com

BW1.4MHz-1880MHz,Q16-6RB\_LOW@Pass



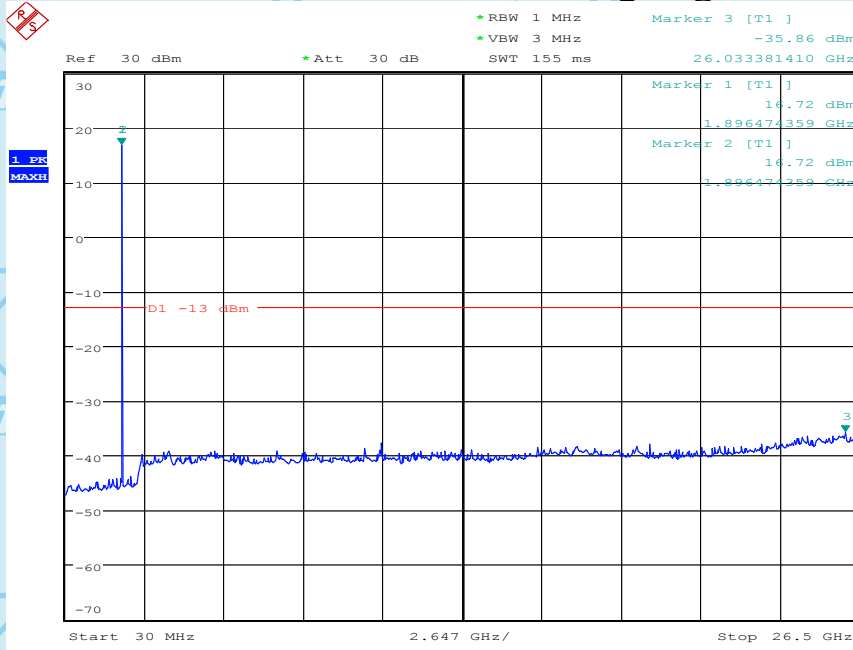
BW1.4MHz-1880MHz,QPSK-6RB\_LOW@Pass





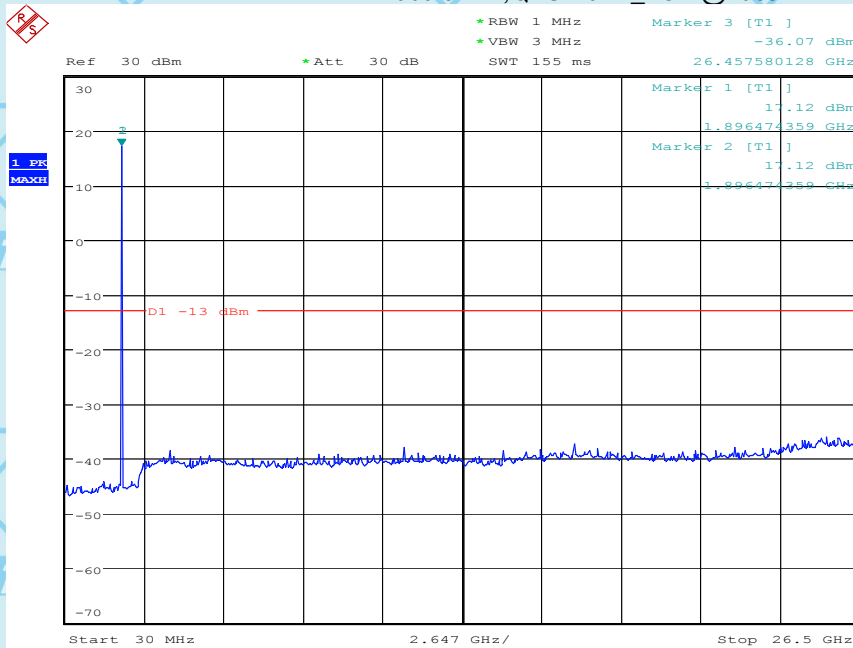
For Question,  
Please Contact with WSCT  
www.wsct-cert.com

BW1.4MHz-1909.3MHz,Q16-6RB\_LOW@Pass



Date: 17.JUL.2018 16:46:03

BW1.4MHz-1909.3MHz,QPSK-6RB\_LOW@Pass



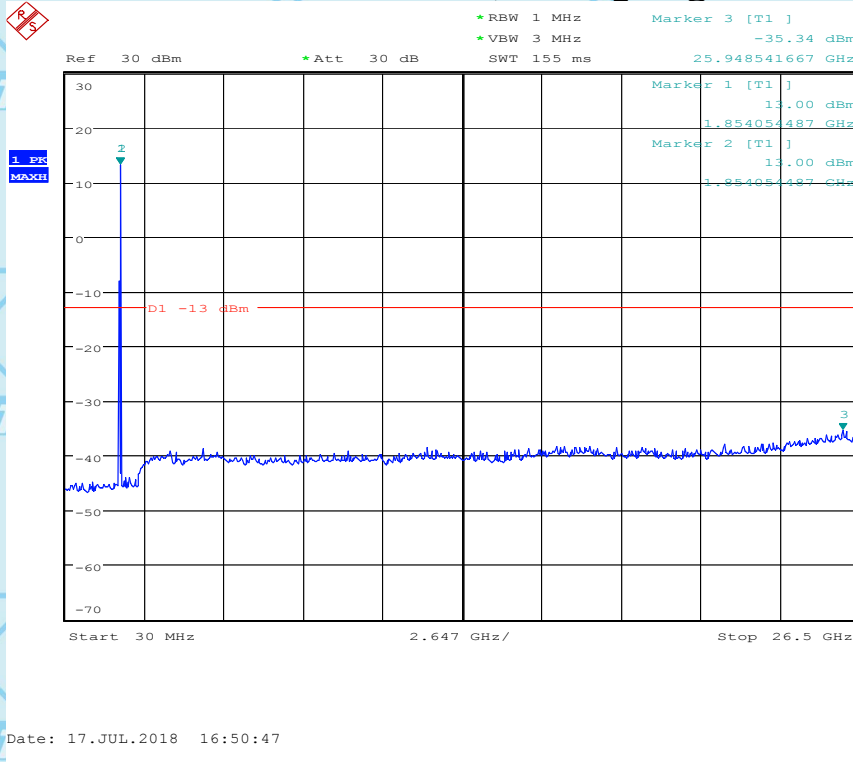
Date: 17.JUL.2018 16:45:46



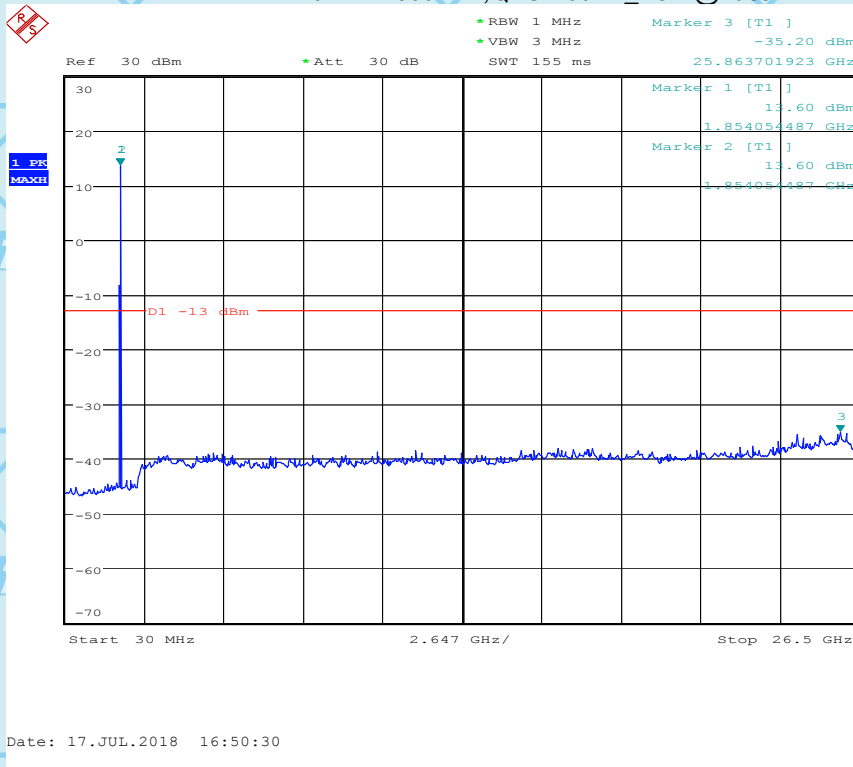


For Question,  
Please Contact with WSCT  
www.wsct-cert.com

BW10MHz-1855MHz,Q16-50RB\_LOW@Pass



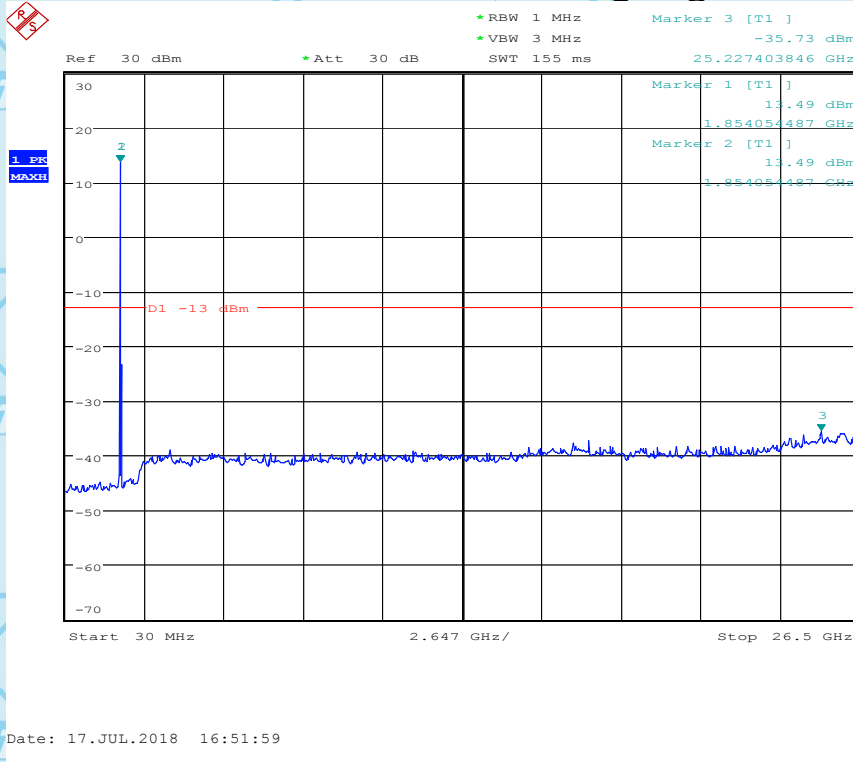
BW10MHz-1855MHz,QPSK-50RB\_LOW@Pass



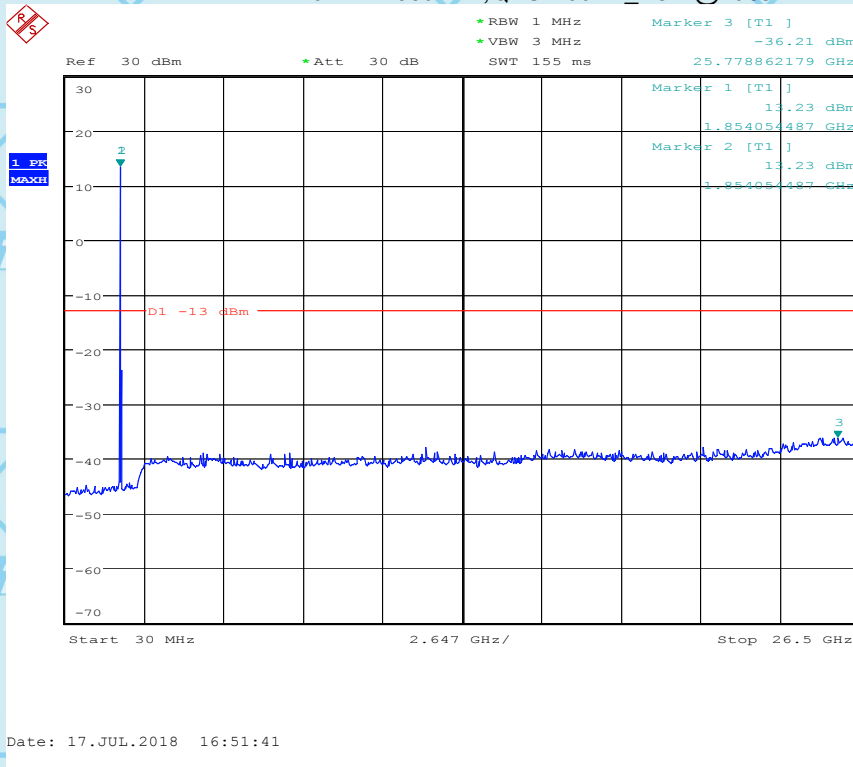


For Question,  
Please Contact with WSCT  
www.wsct-cert.com

BW10MHz-1880MHz,Q16-50RB\_LOW@Pass



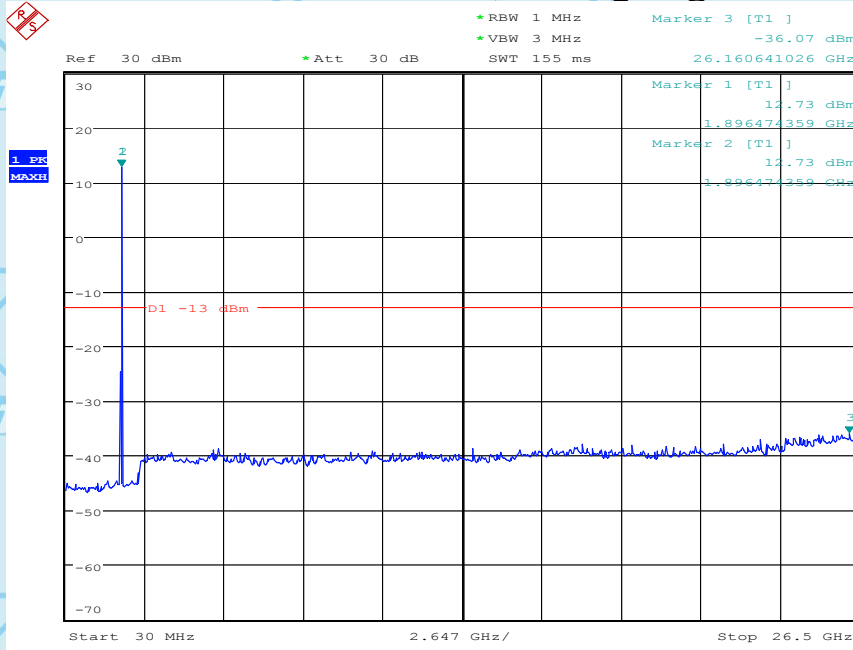
BW10MHz-1880MHz,QPSK-50RB\_LOW@Pass





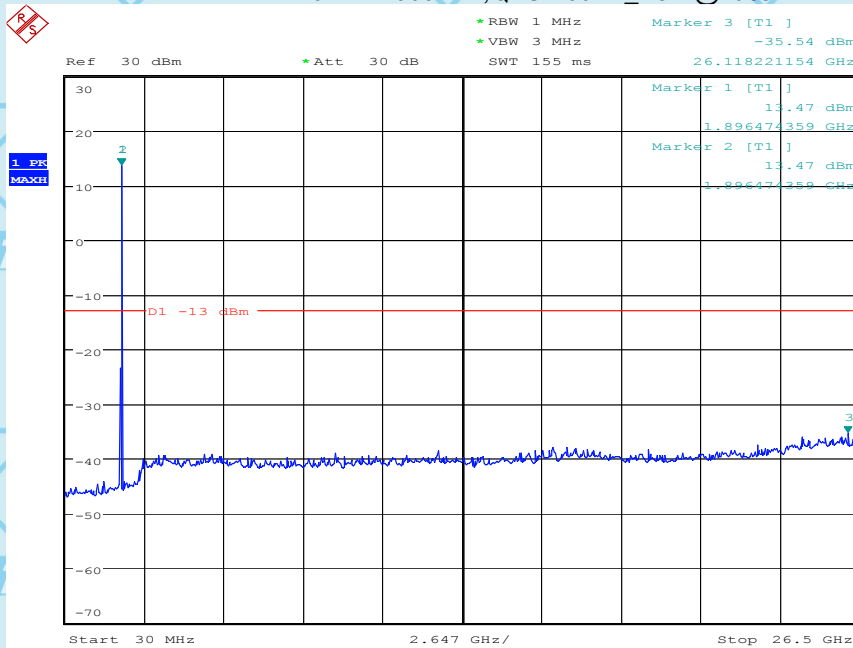
For Question,  
Please Contact with WSCT  
www.wsct-cert.com

BW10MHz-1905MHz,Q16-50RB\_LOW@Pass



Date: 17.JUL.2018 16:51:23

BW10MHz-1905MHz,QPSK-50RB\_LOW@Pass



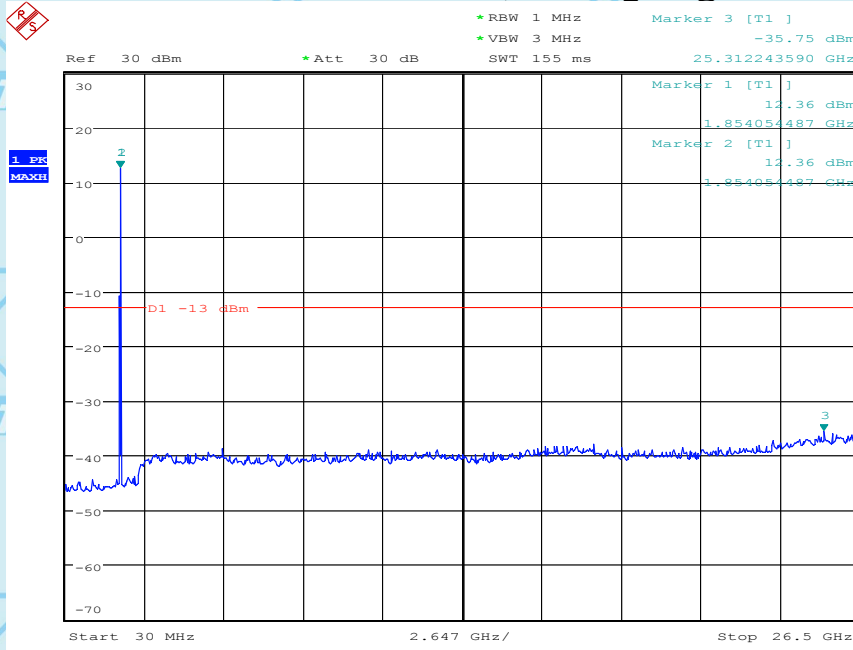
Date: 17.JUL.2018 16:51:05





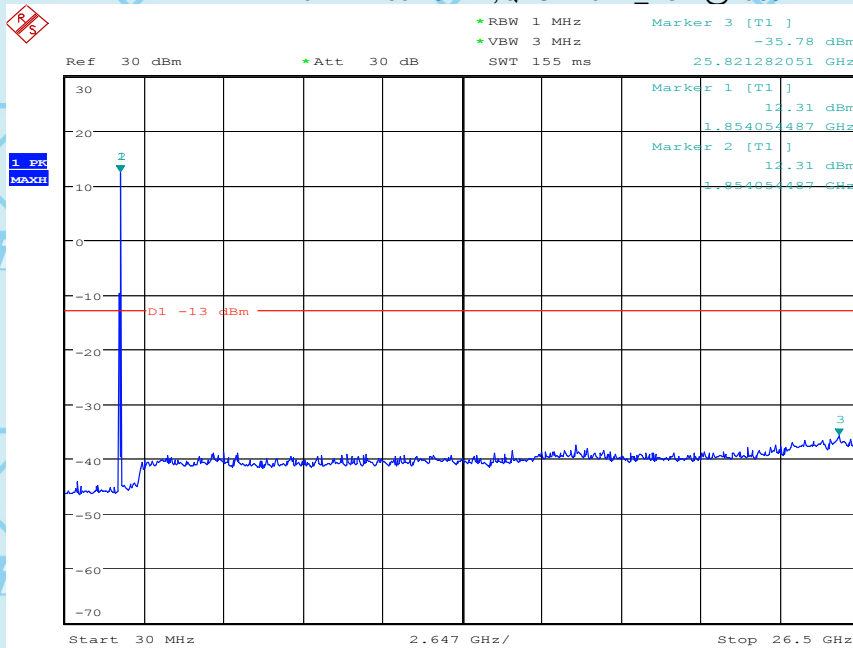
For Question,  
Please Contact with WSCT  
www.wsct-cert.com

BW15MHz-1857.5MHz,Q16-75RB\_LOW@Pass



Date: 17.JUL.2018 16:52:41

BW15MHz-1857.5MHz,QPSK-75RB\_LOW@Pass



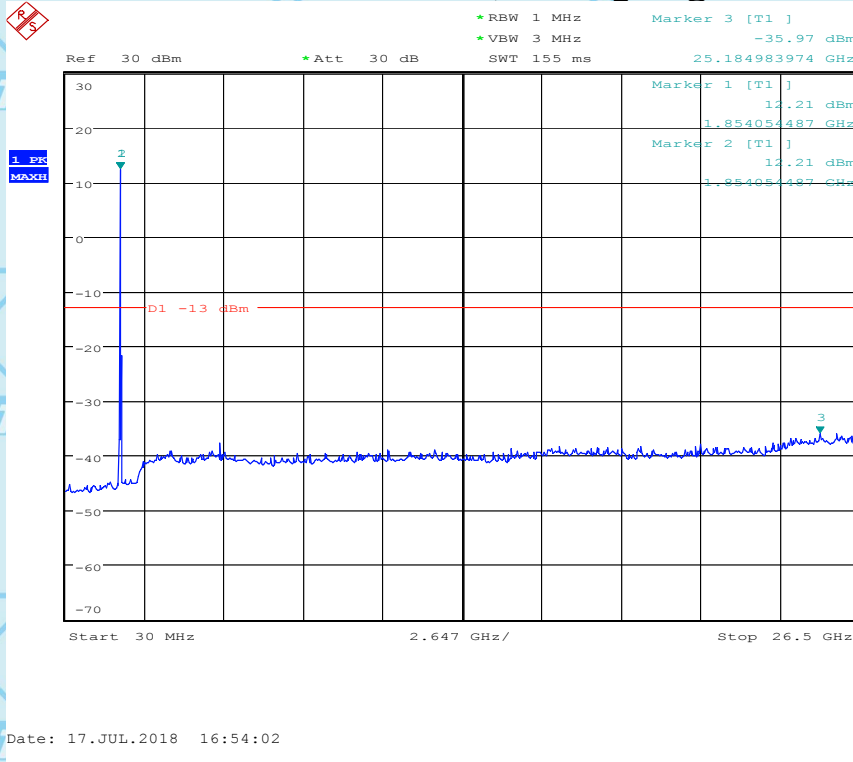
Date: 17.JUL.2018 16:52:21



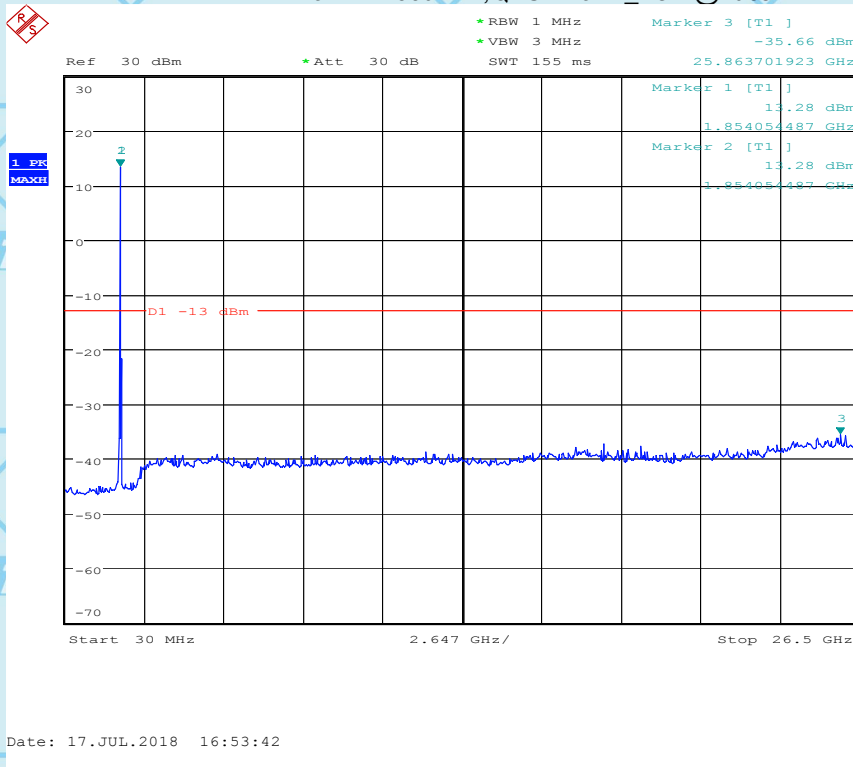


For Question,  
Please Contact with WSCT  
www.wsct-cert.com

BW15MHz-1880MHz,Q16-75RB\_LOW@Pass



BW15MHz-1880MHz,QPSK-75RB\_LOW@Pass

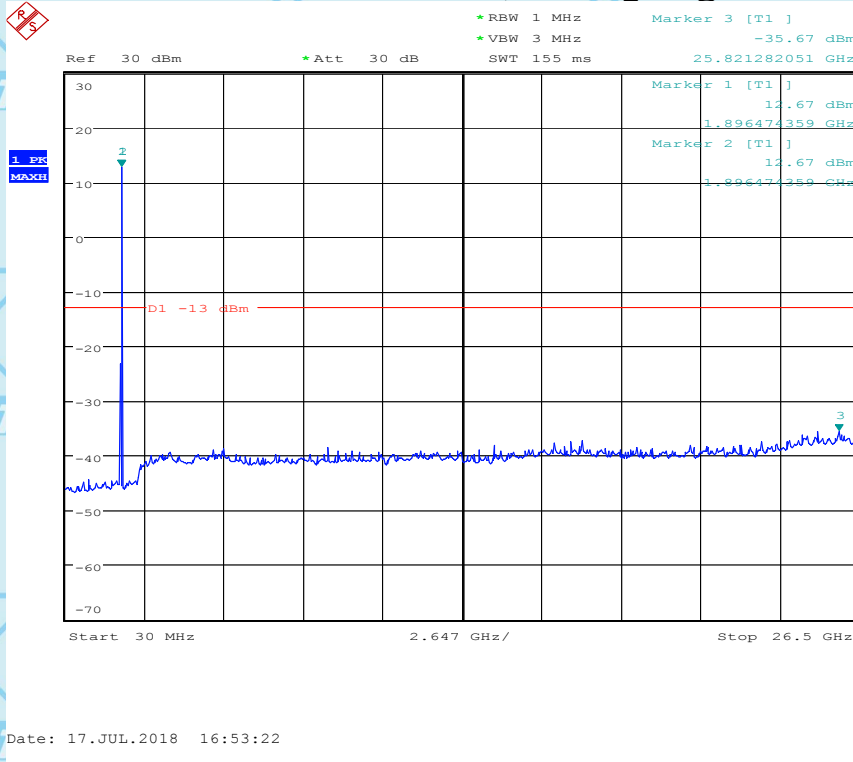




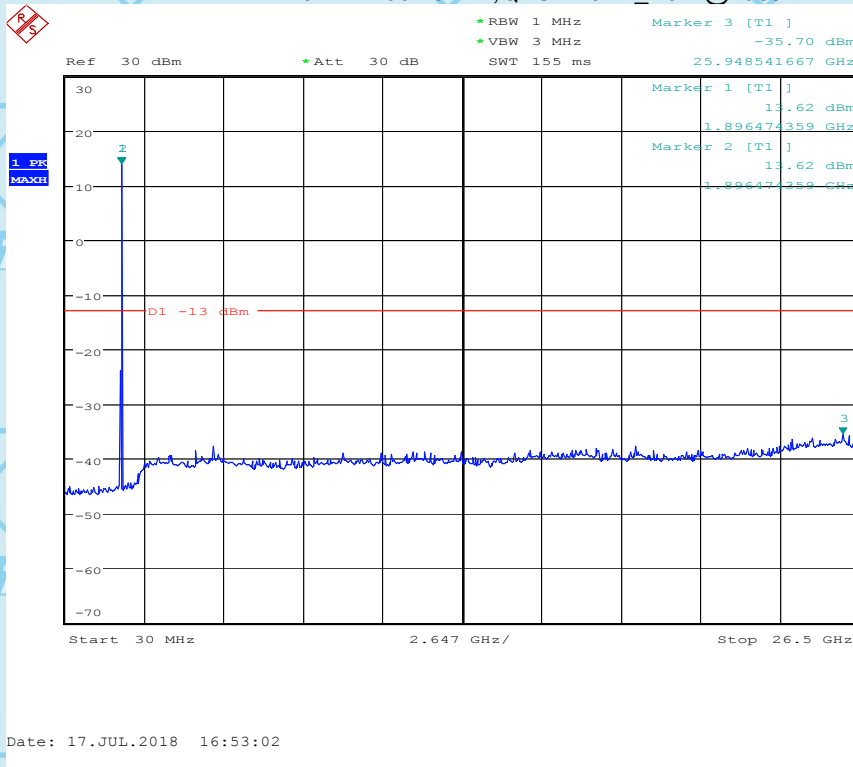


For Question,  
Please Contact with WSCT  
www.wsct-cert.com

BW15MHz-1902.5MHz,Q16-75RB\_LOW@Pass



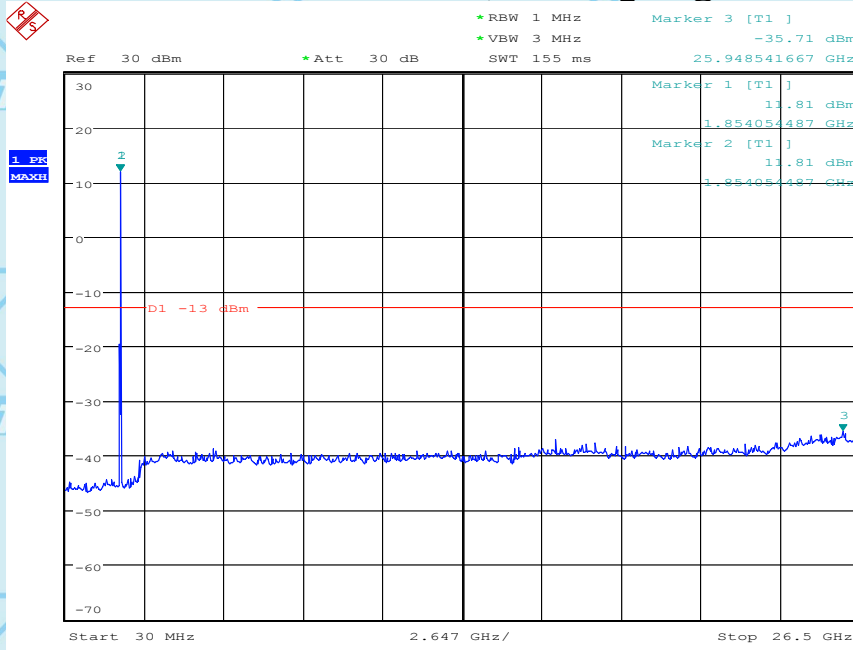
BW15MHz-1902.5MHz,QPSK-75RB\_LOW@Pass





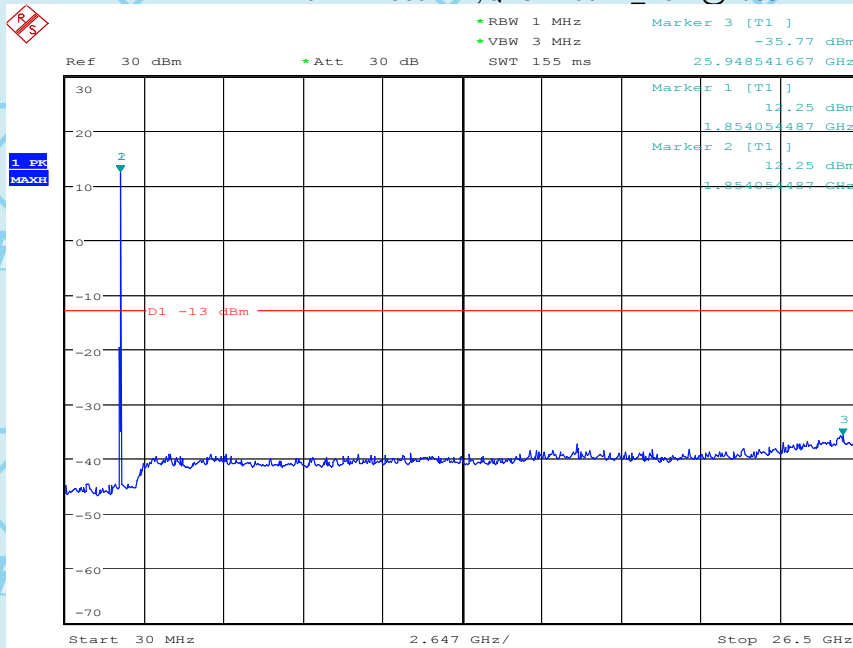
For Question,  
Please Contact with WSCT  
www.wsct-cert.com

BW20MHz-1860MHz,Q16-100RB\_LOW@Pass



Date: 17.JUL.2018 16:54:45

BW20MHz-1860MHz,QPSK-100RB\_LOW@Pass



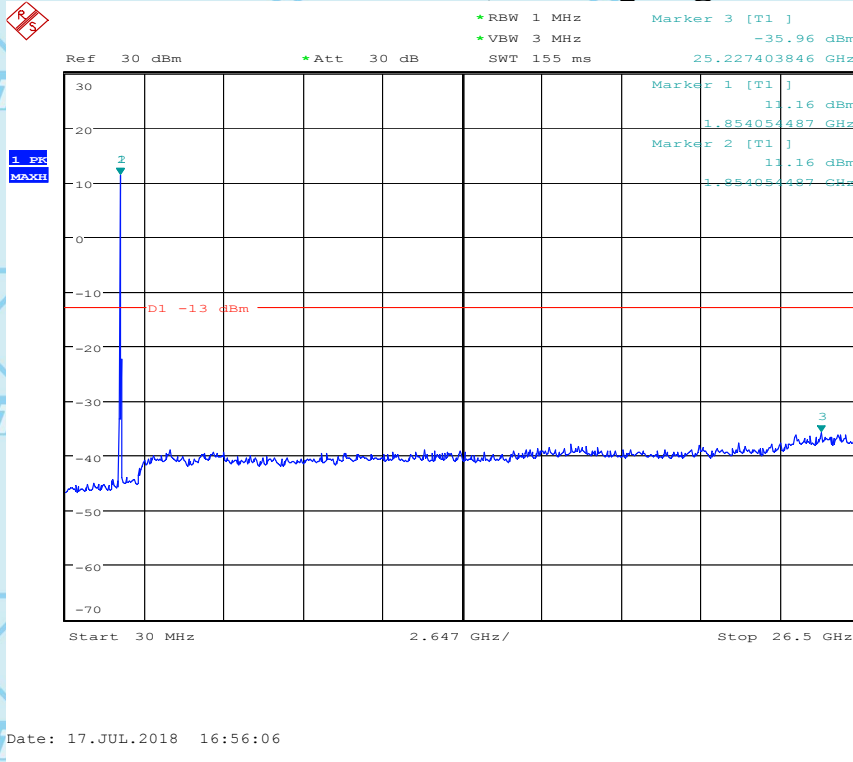
Date: 17.JUL.2018 16:54:25



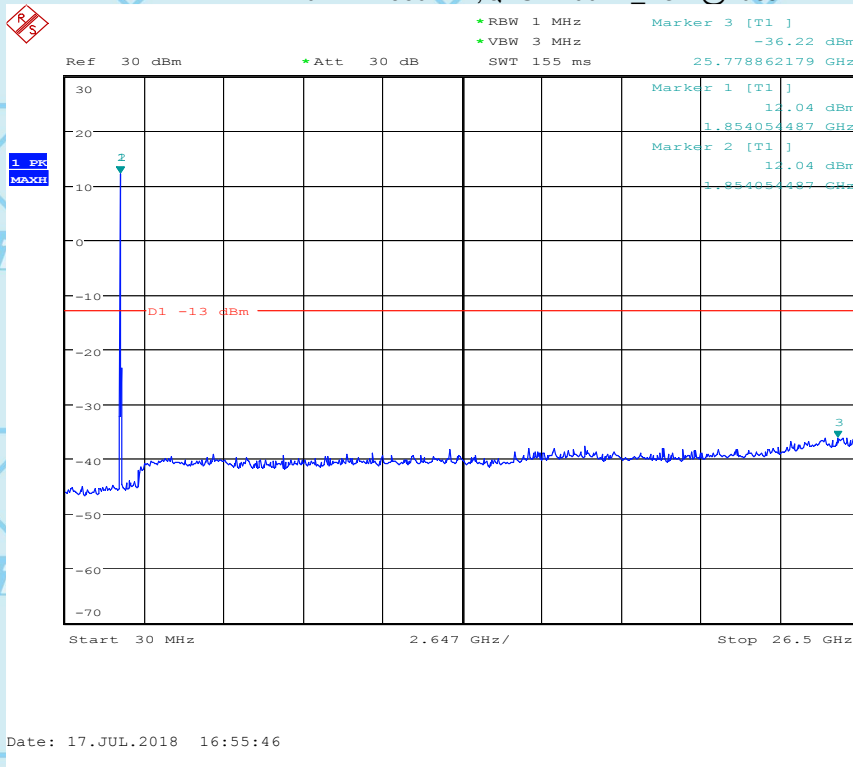


For Question,  
Please Contact with WSCT  
www.wsct-cert.com

BW20MHz-1880MHz,Q16-100RB\_LOW@Pass



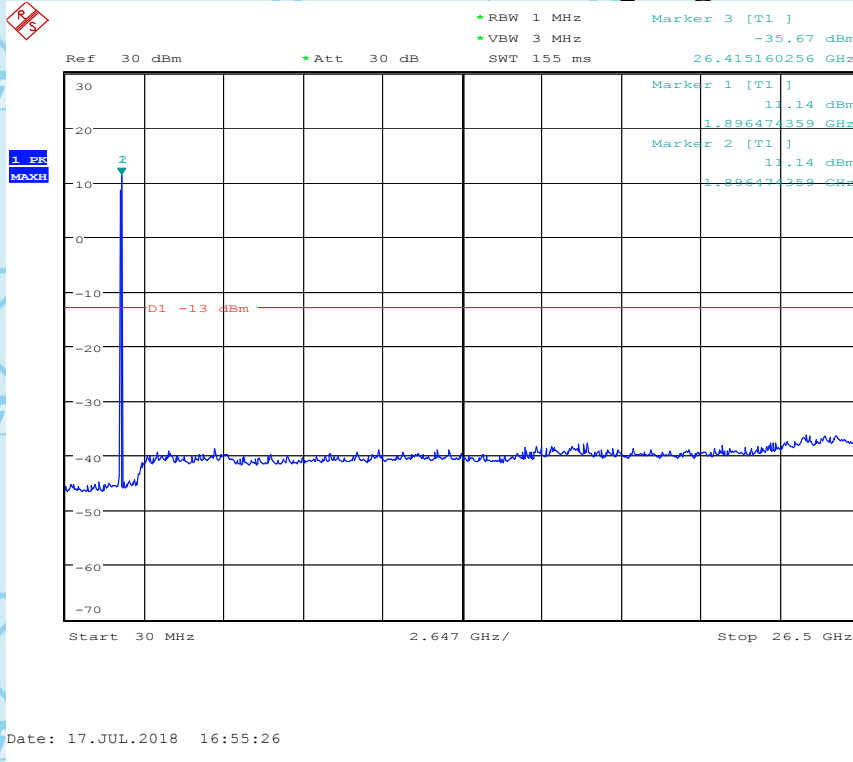
BW20MHz-1880MHz,QPSK-100RB\_LOW@Pass



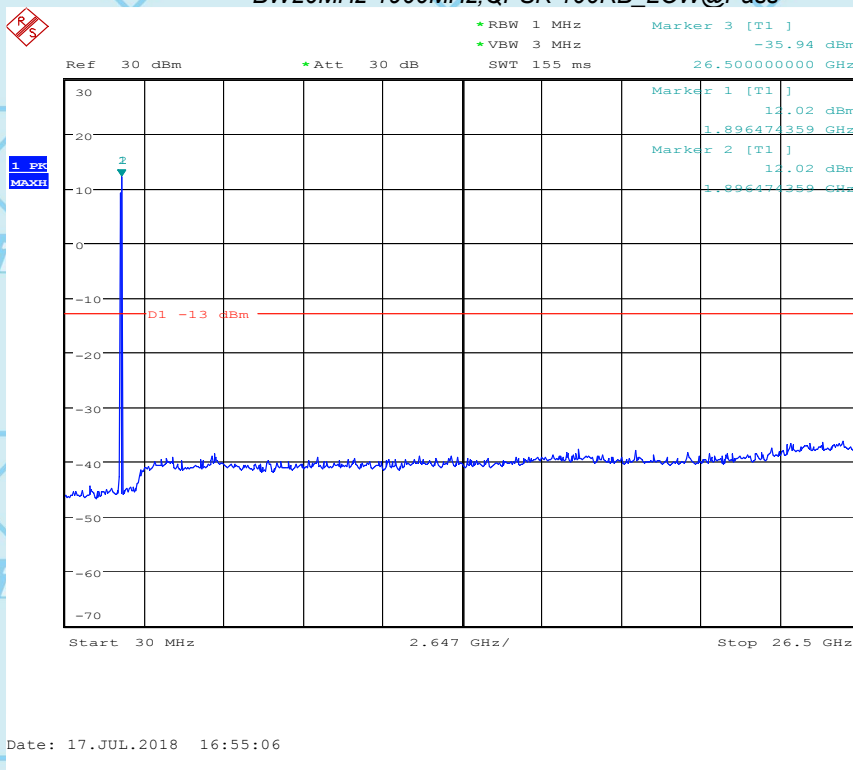


For Question,  
Please Contact with WSCT  
www.wsct-cert.com

BW20MHz-1900MHz,Q16-100RB\_LOW@Pass



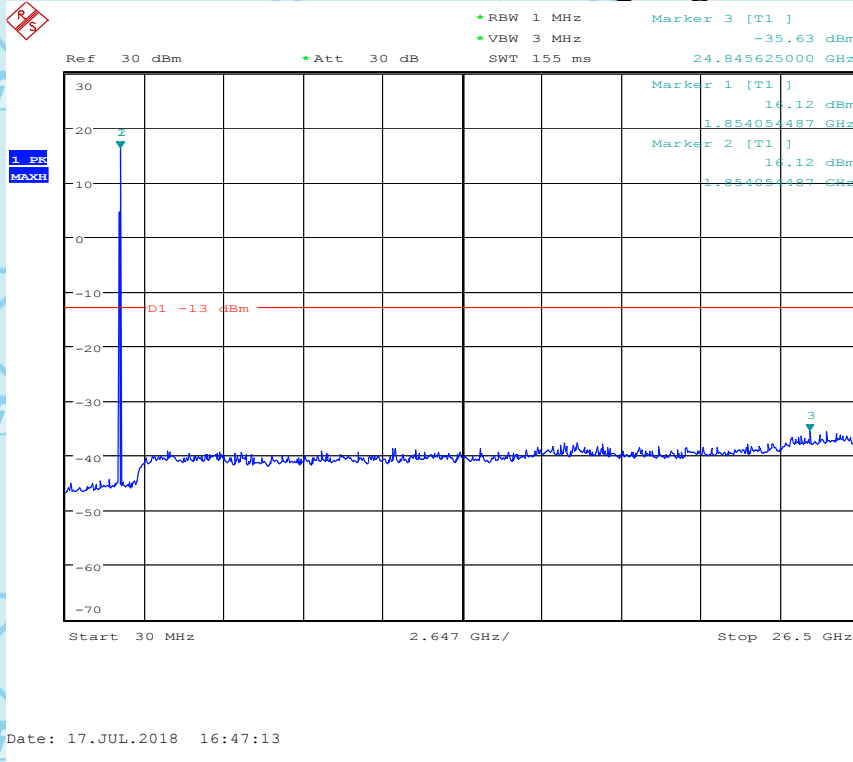
BW20MHz-1900MHz,QPSK-100RB\_LOW@Pass



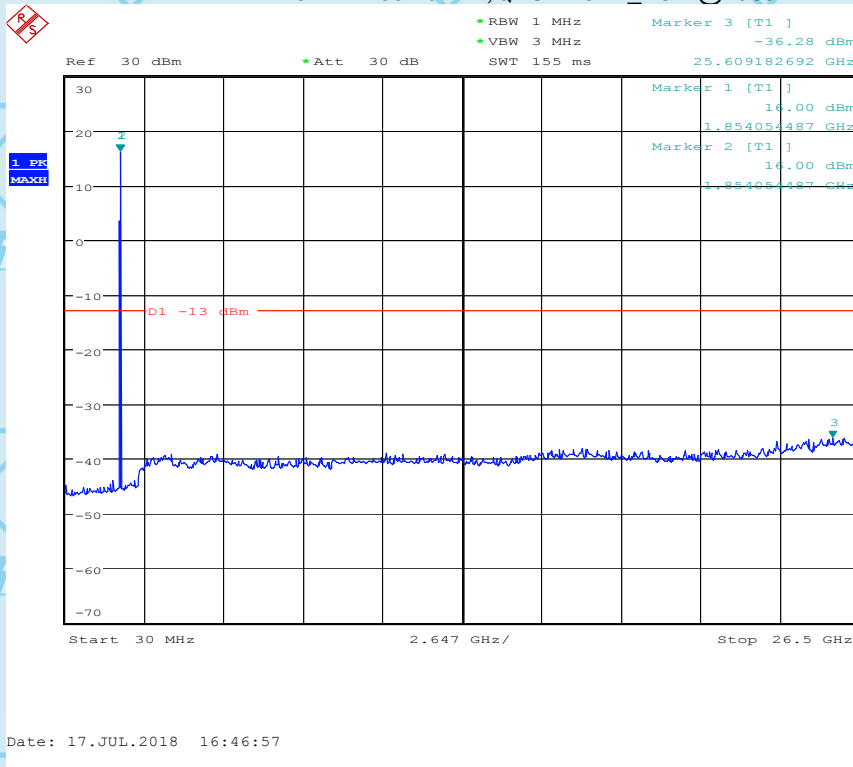


For Question,  
Please Contact with WSCT  
www.wsct-cert.com

BW3MHz-1851.5MHz,Q16-15RB\_LOW@Pass



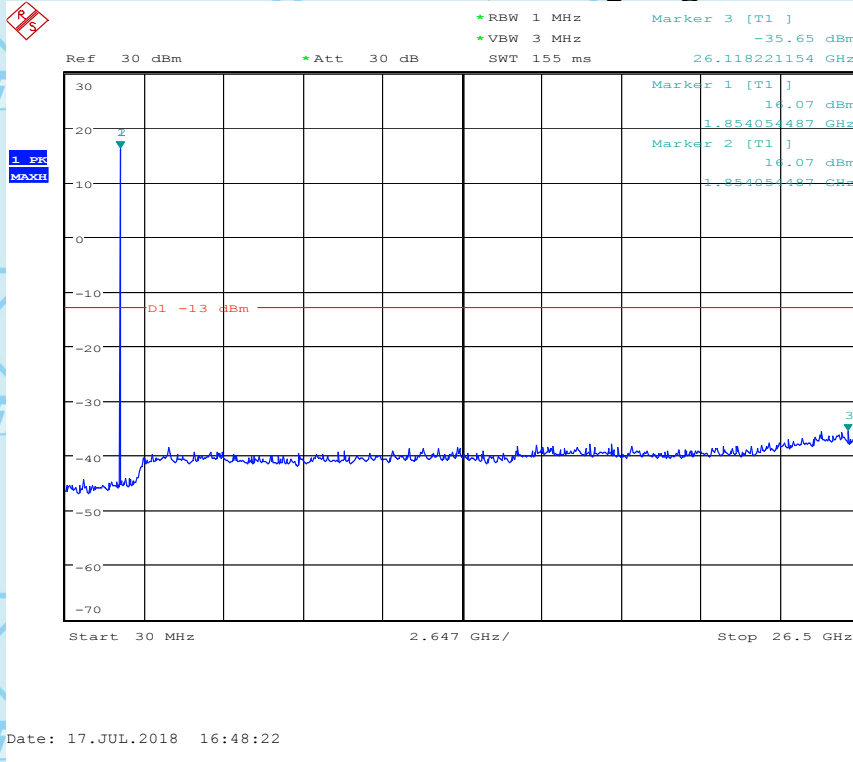
BW3MHz-1851.5MHz,QPSK-15RB\_LOW@Pass



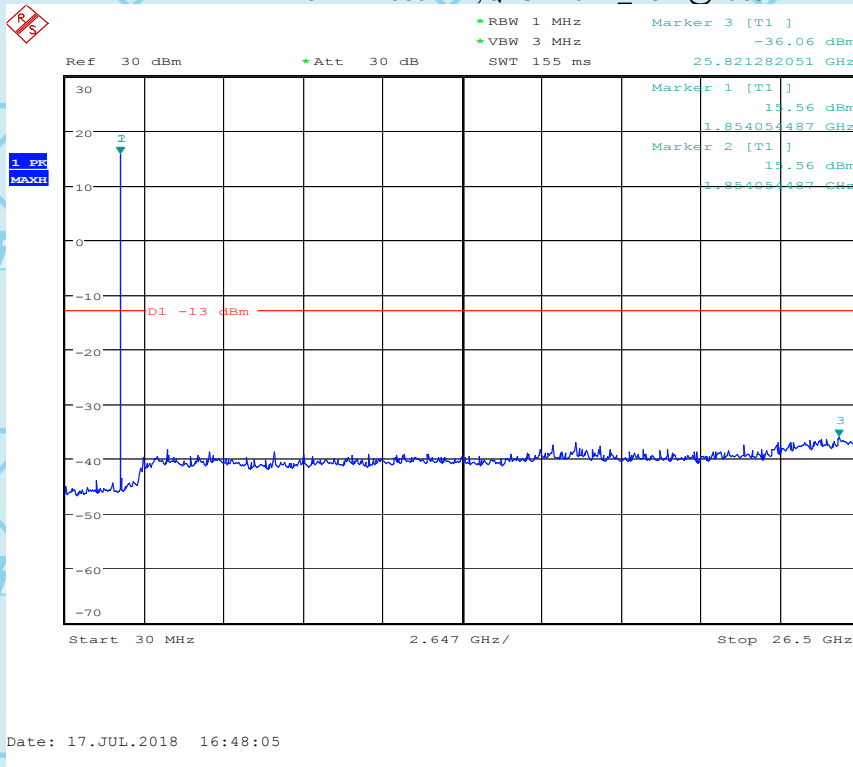


For Question,  
Please Contact with WSCT  
www.wsct-cert.com

BW3MHz-1880MHz,Q16-15RB\_LOW@Pass



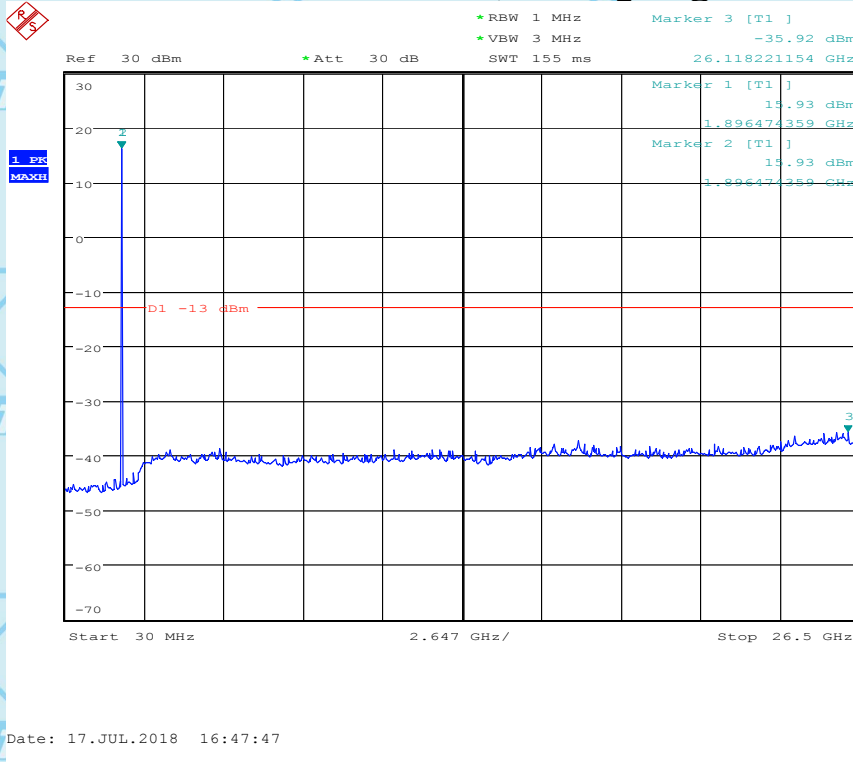
BW3MHz-1880MHz,QPSK-15RB\_LOW@Pass



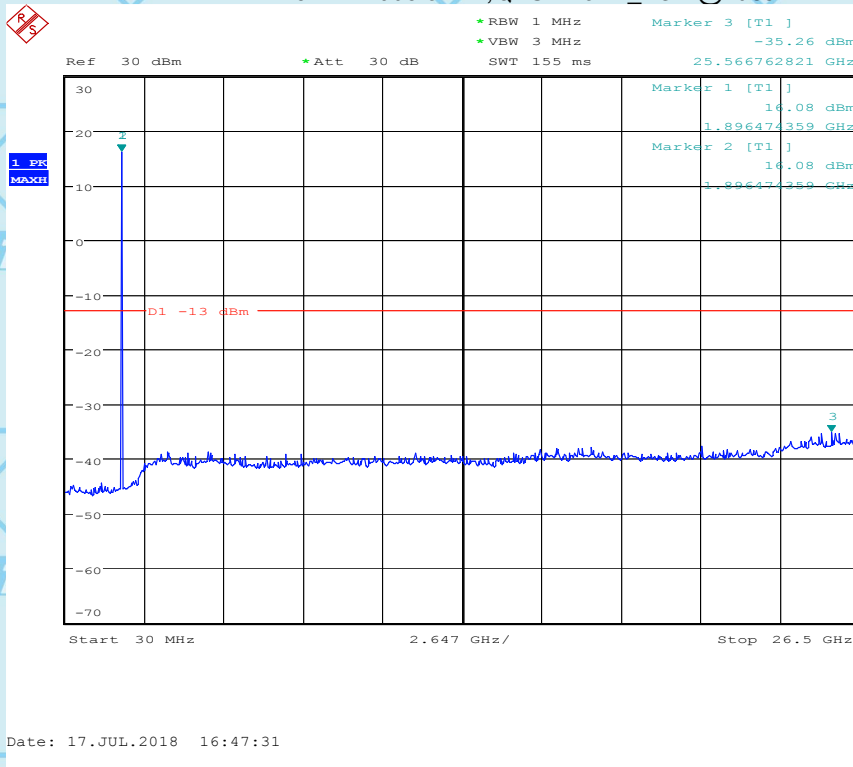


For Question,  
Please Contact with WSCT  
www.wsct-cert.com

BW3MHz-1908.5MHz,Q16-15RB\_LOW@Pass



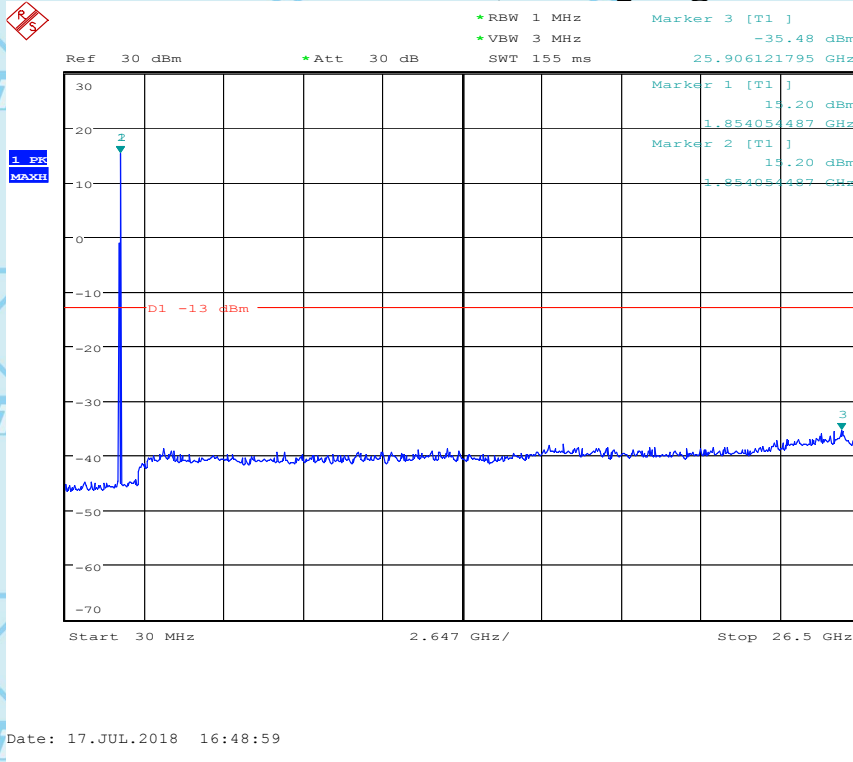
BW3MHz-1908.5MHz,QPSK-15RB\_LOW@Pass



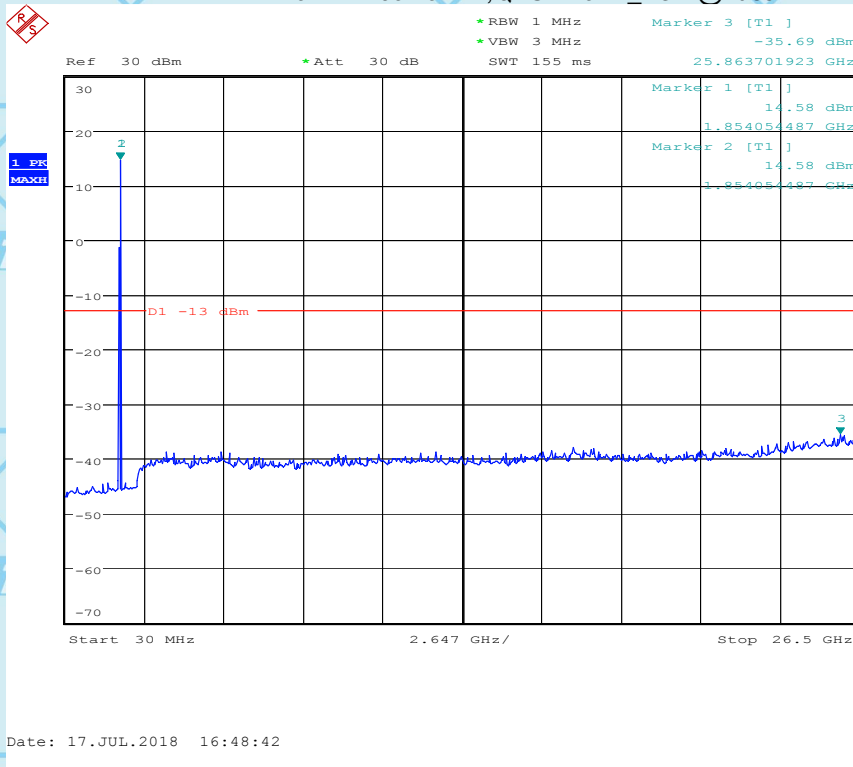


For Question,  
Please Contact with WSCT  
www.wsct-cert.com

BW5MHz-1852.5MHz,Q16-25RB\_LOW@Pass



BW5MHz-1852.5MHz,QPSK-25RB\_LOW@Pass

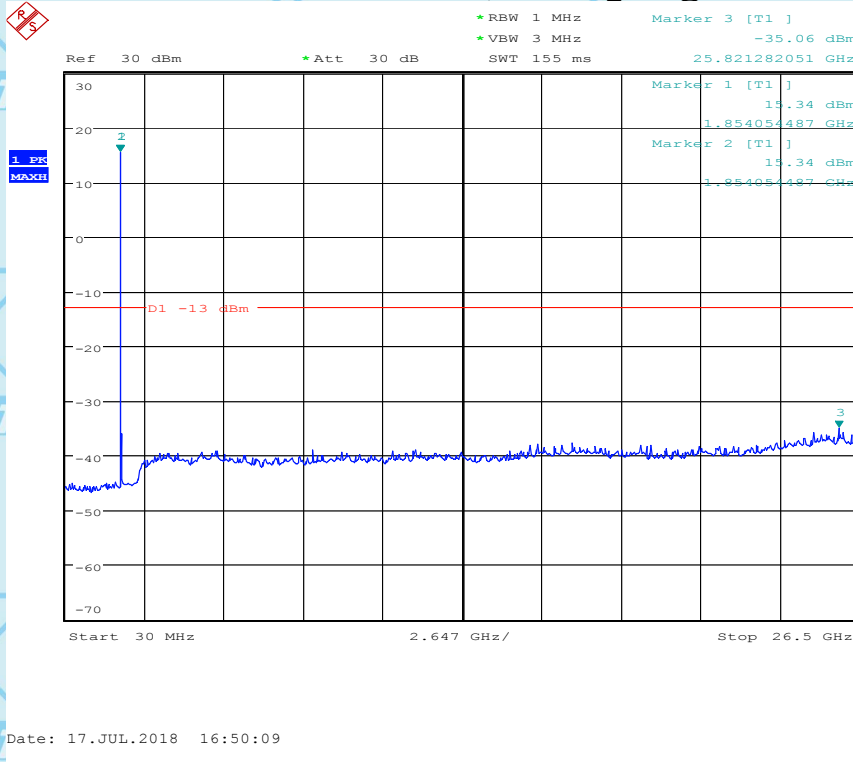




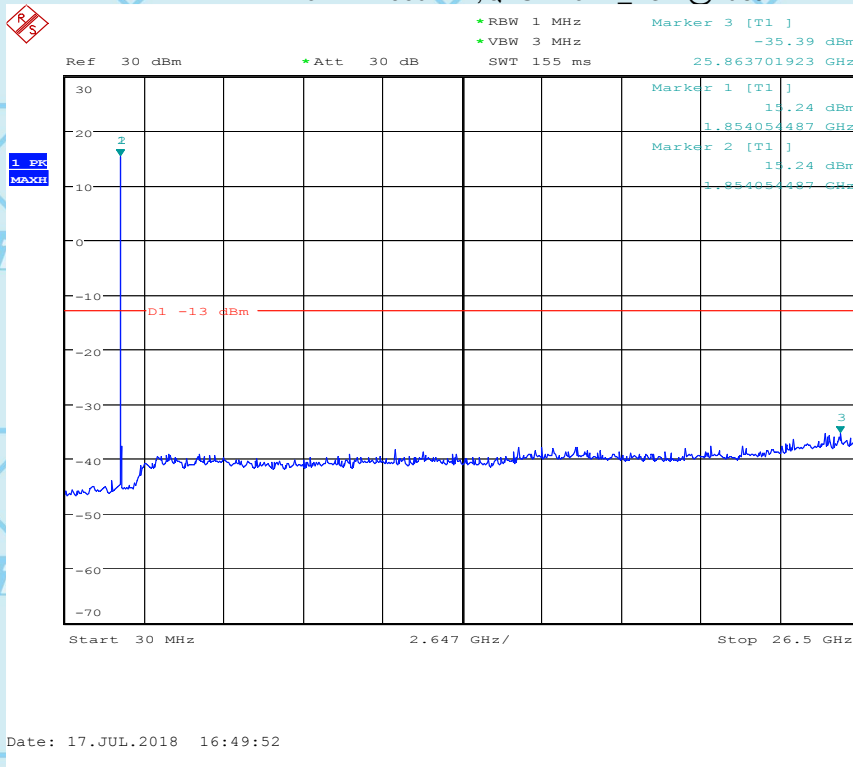


For Question,  
Please Contact with WSCT  
www.wsct-cert.com

BW5MHz-1880MHz,Q16-25RB\_LOW@Pass



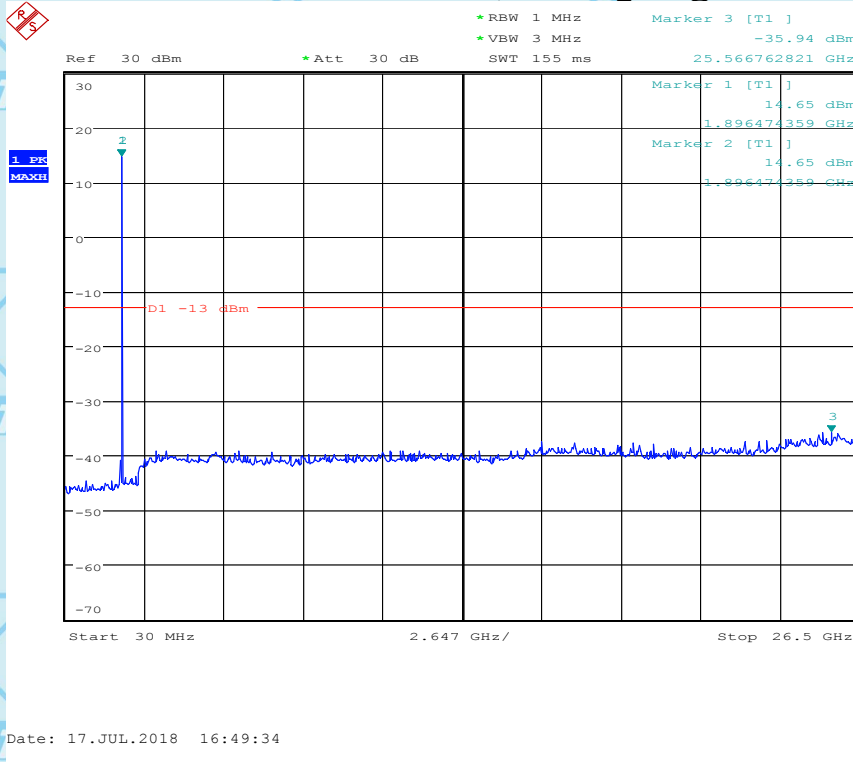
BW5MHz-1880MHz,QPSK-25RB\_LOW@Pass



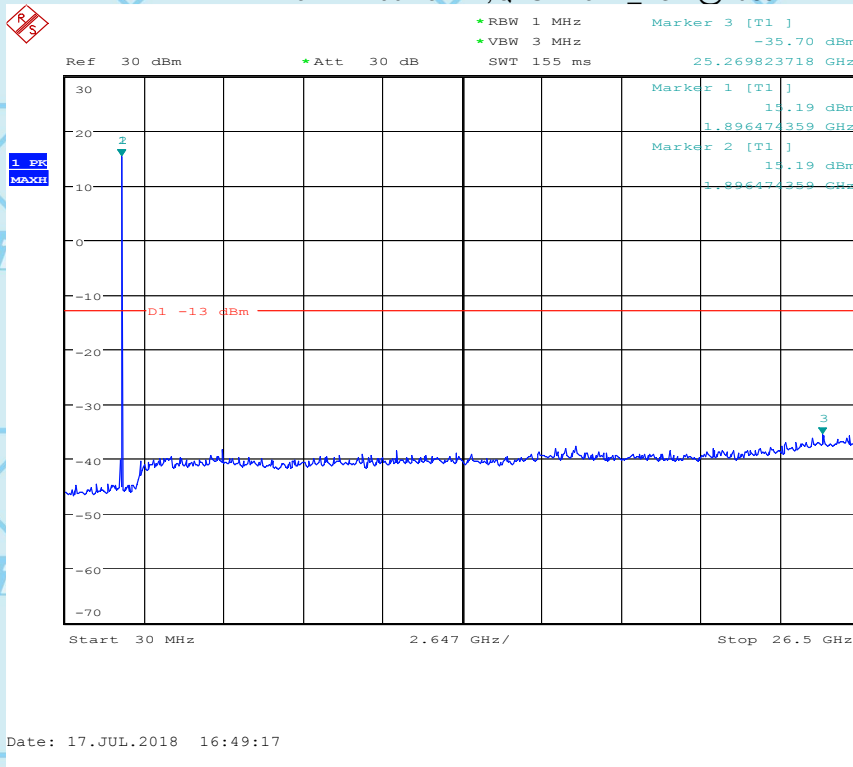


For Question,  
Please Contact with WSCT  
www.wsct-cert.com

BW5MHz-1907.5MHz,Q16-25RB\_LOW@Pass



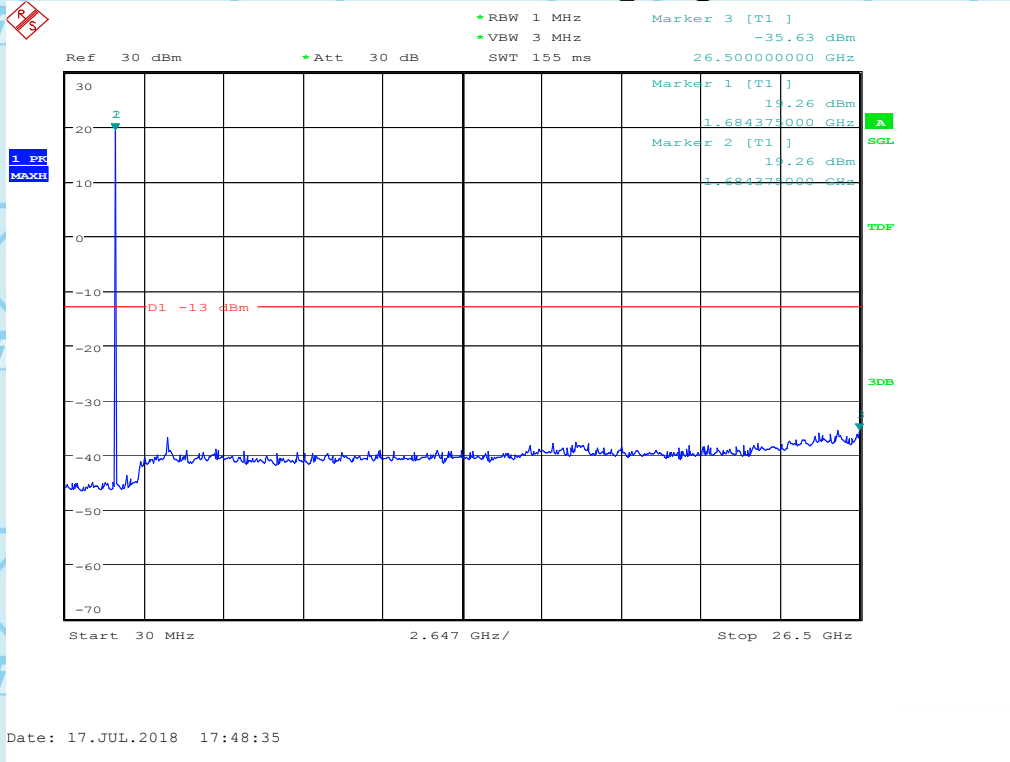
BW5MHz-1907.5MHz,QPSK-25RB\_LOW@Pass



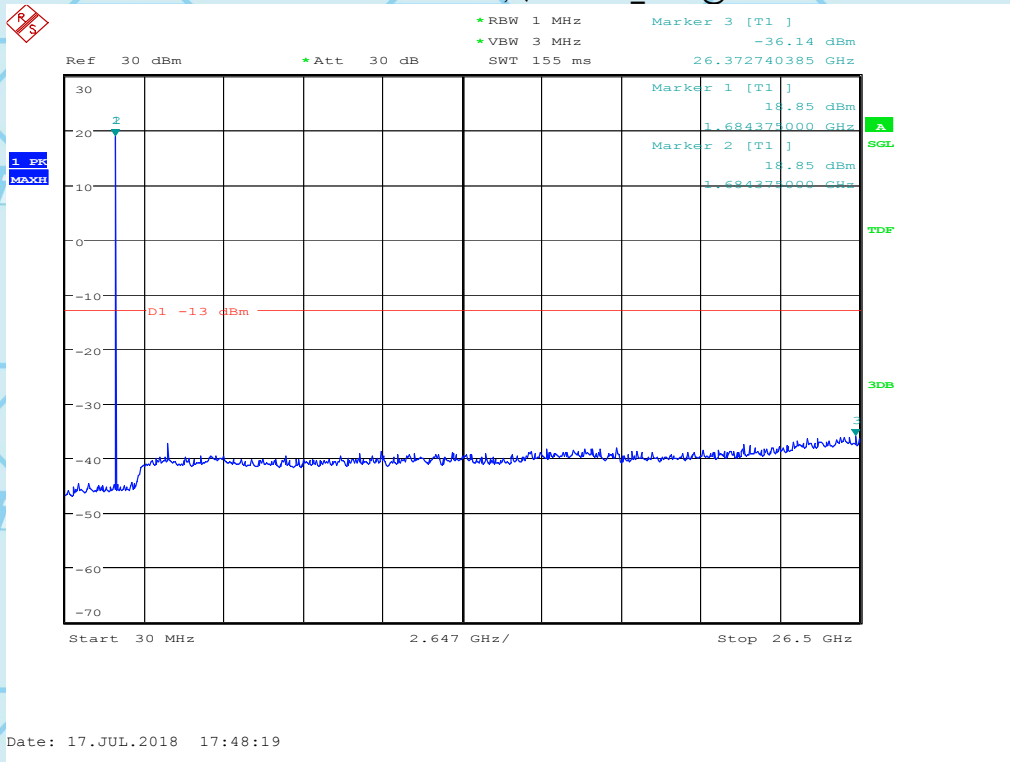


For Question,  
Please Contact with WSCT  
www.wsct-cert.com

### BAND 4@Conducted Spurious Emission BW1.4MHz-1710.7MHz,Q16-6RB\_LOW@Pass



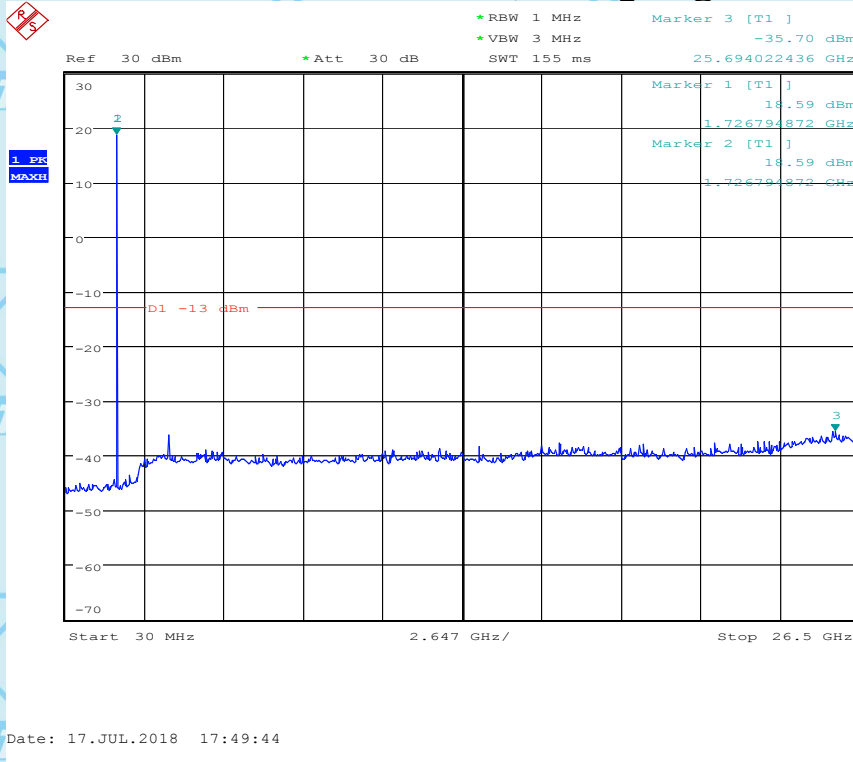
### BW1.4MHz-1710.7MHz,QPSK-6RB\_LOW@Pass



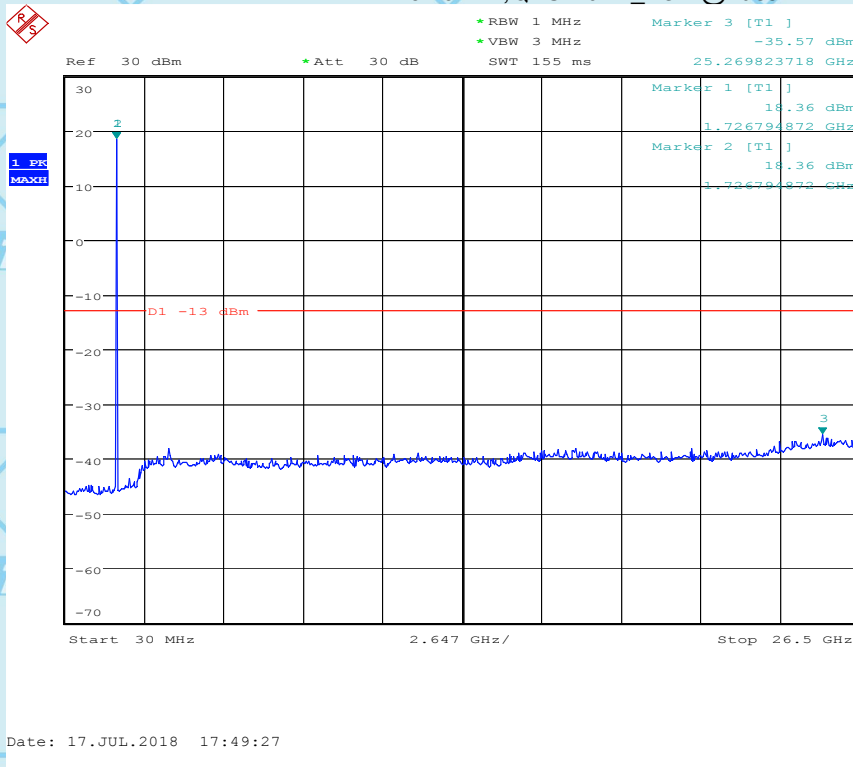


For Question,  
Please Contact with WSCT  
www.wsct-cert.com

BW1.4MHz-1732.5MHz,Q16-6RB\_LOW@Pass



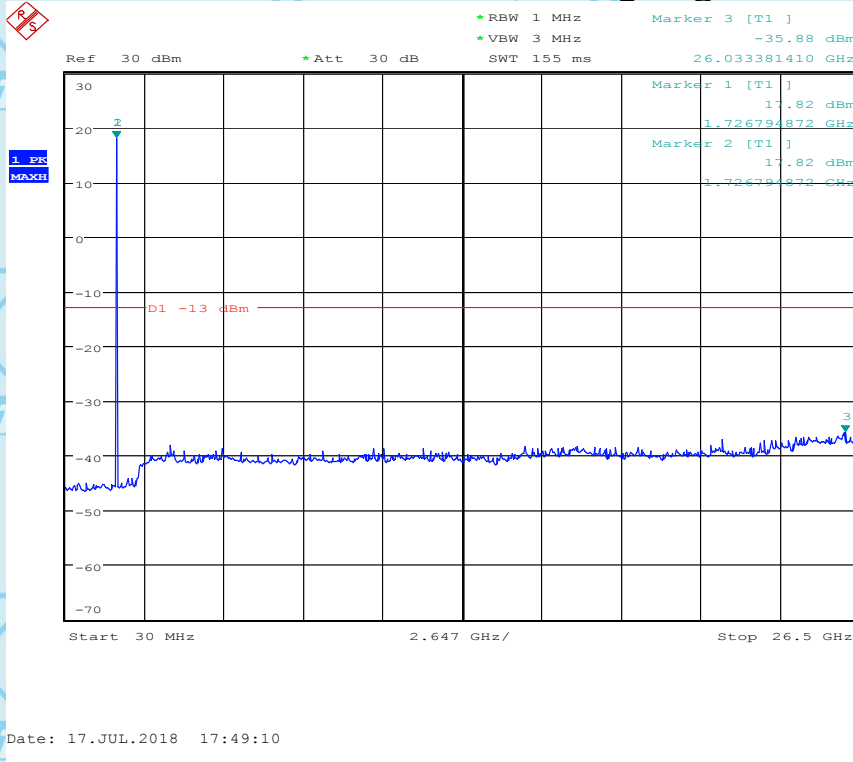
BW1.4MHz-1732.5MHz,QPSK-6RB\_LOW@Pass



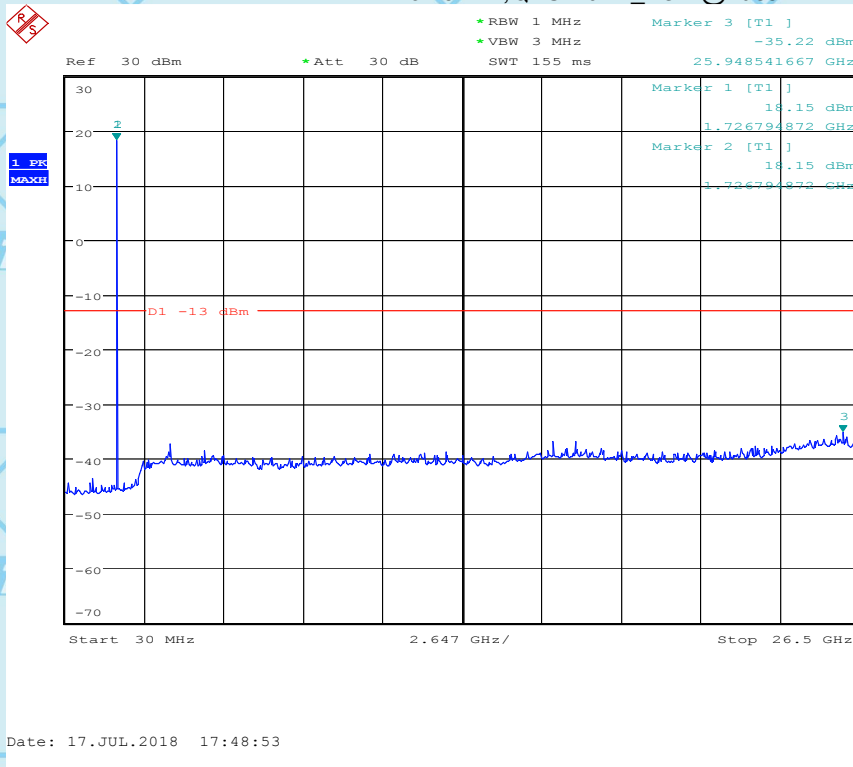


For Question,  
Please Contact with WSCT  
www.wsct-cert.com

BW1.4MHz-1754.3MHz,Q16-6RB\_LOW@Pass



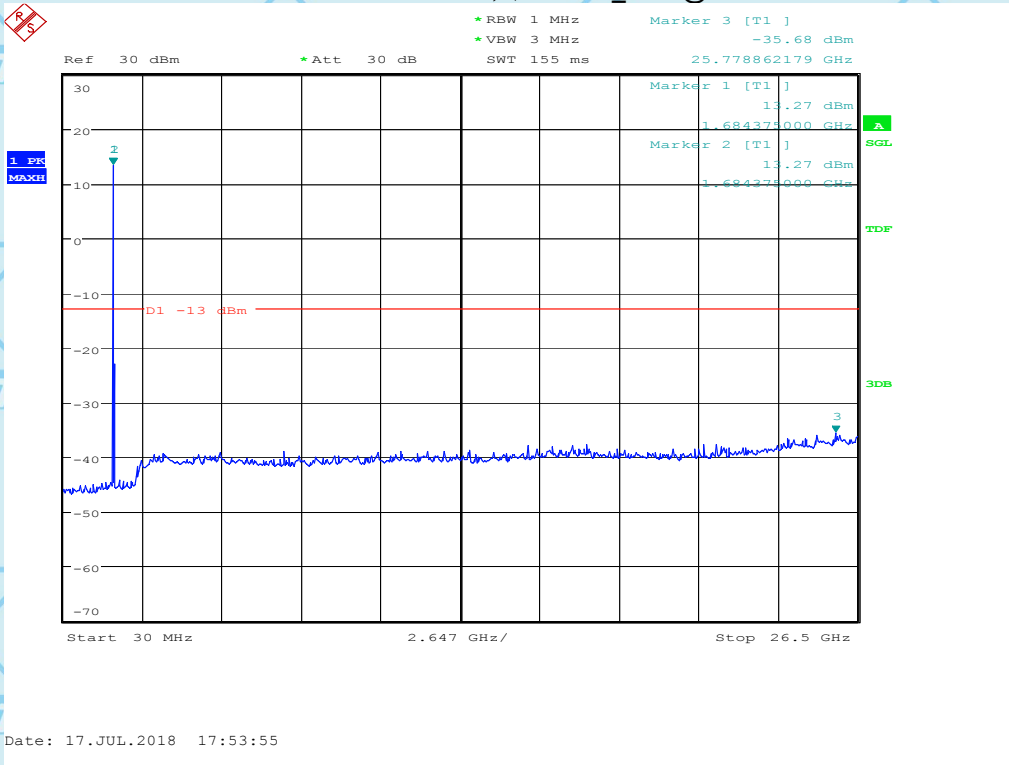
BW1.4MHz-1754.3MHz,QPSK-6RB\_LOW@Pass



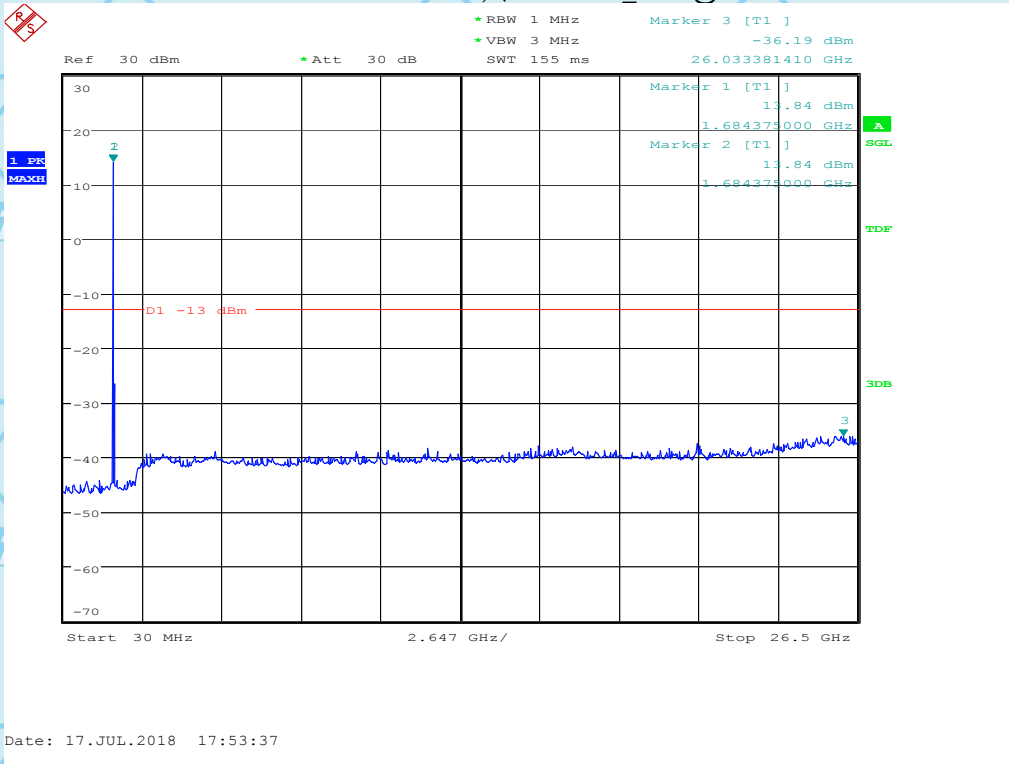


For Question, Please Contact with WSCT www.wsct-cert.com

BW10MHz-1715MHz,Q16-50RB\_LOW@Pass



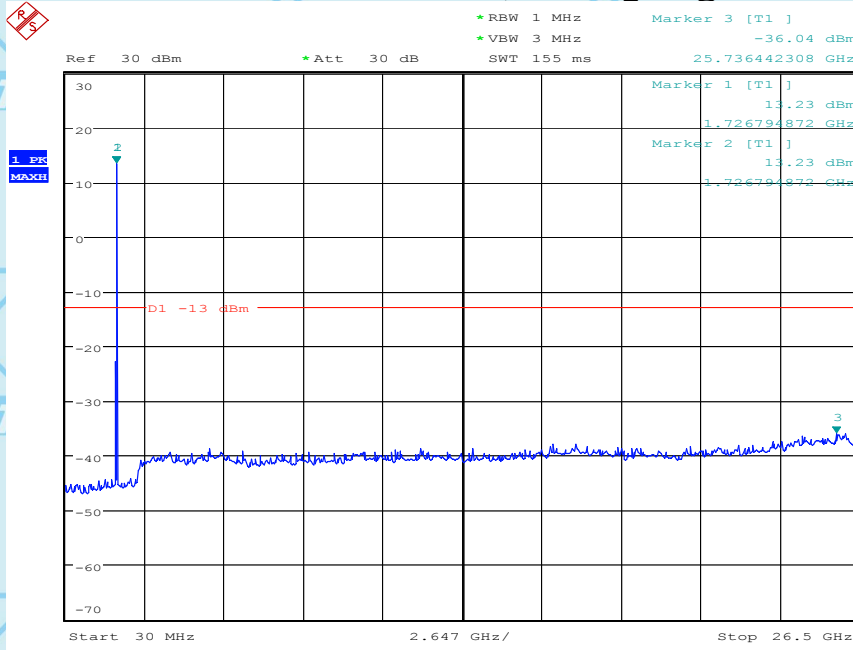
BW10MHz-1715MHz,QPSK-50RB\_LOW@Pass





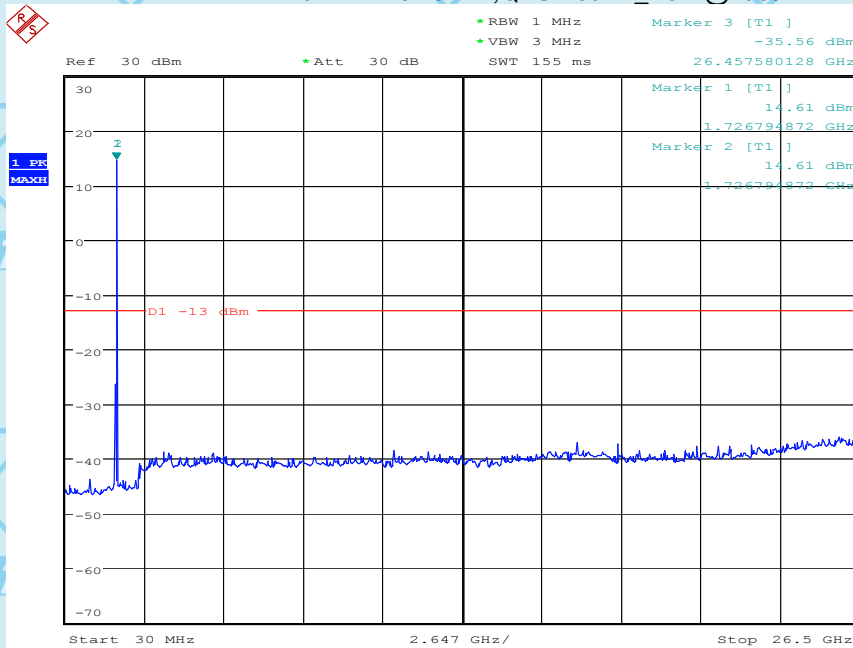
For Question,  
Please Contact with WSCT  
www.wsct-cert.com

BW10MHz-1732.5MHz,Q16-50RB\_LOW@Pass



Date: 17.JUL.2018 17:55:07

BW10MHz-1732.5MHz,QPSK-50RB\_LOW@Pass



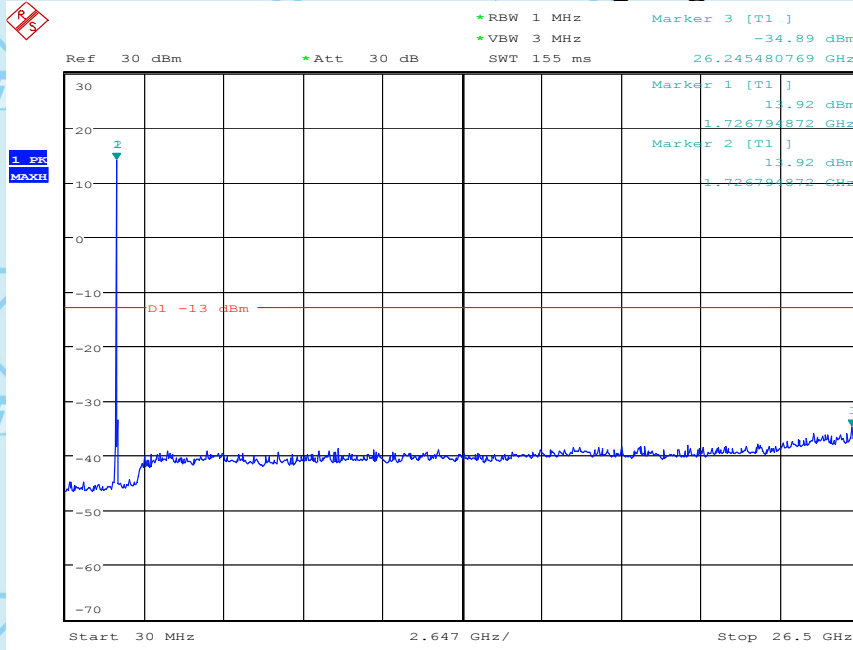
Date: 17.JUL.2018 17:54:49





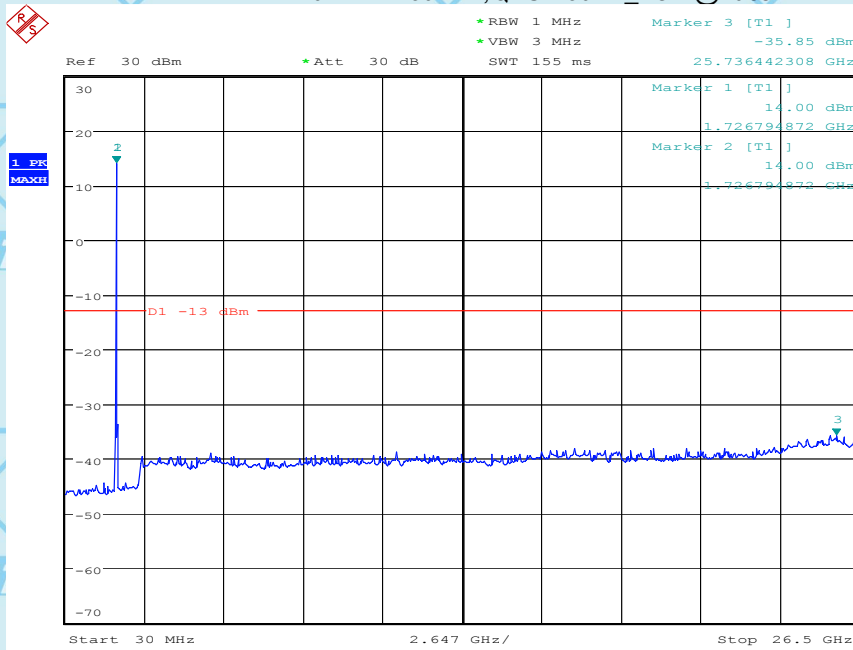
For Question,  
Please Contact with WSCT  
www.wsct-cert.com

BW10MHz-1750MHz,Q16-50RB\_LOW@Pass



Date: 17.JUL.2018 17:54:30

BW10MHz-1750MHz,QPSK-50RB\_LOW@Pass



Date: 17.JUL.2018 17:54:13

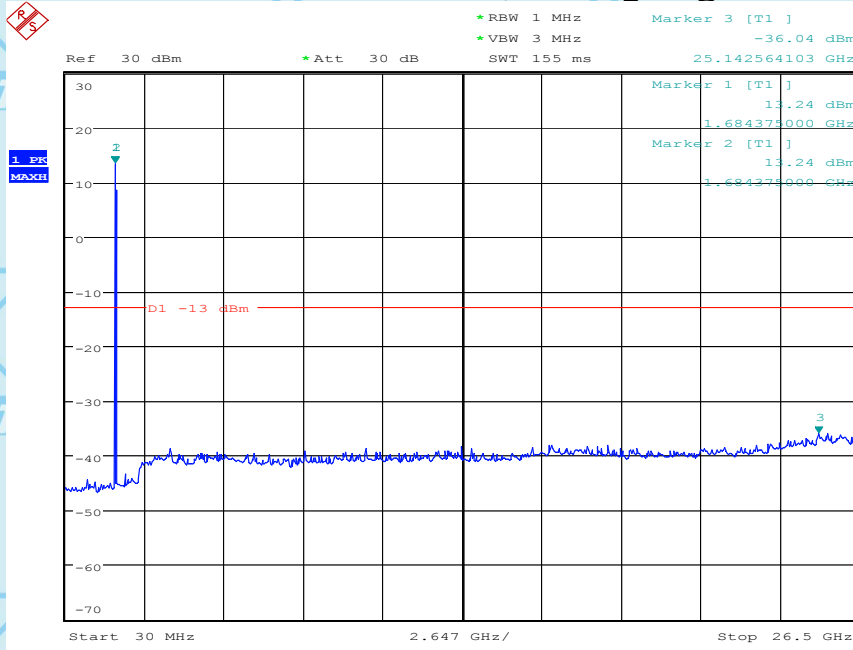






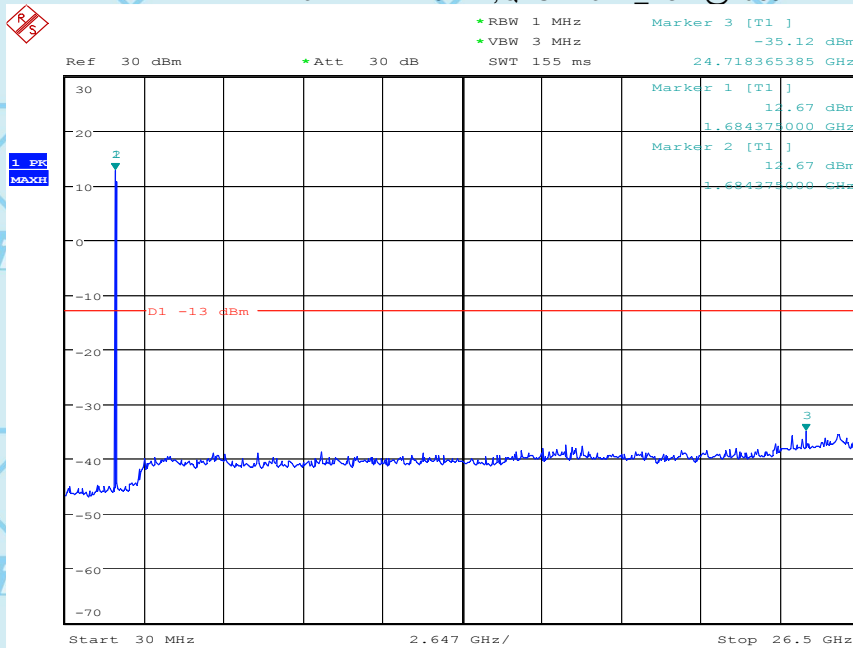
For Question,  
Please Contact with WSCT  
www.wsct-cert.com

BW15MHz-1717.5MHz,Q16-75RB\_LOW@Pass



Date: 17.JUL.2018 17:55:49

BW15MHz-1717.5MHz,QPSK-75RB\_LOW@Pass



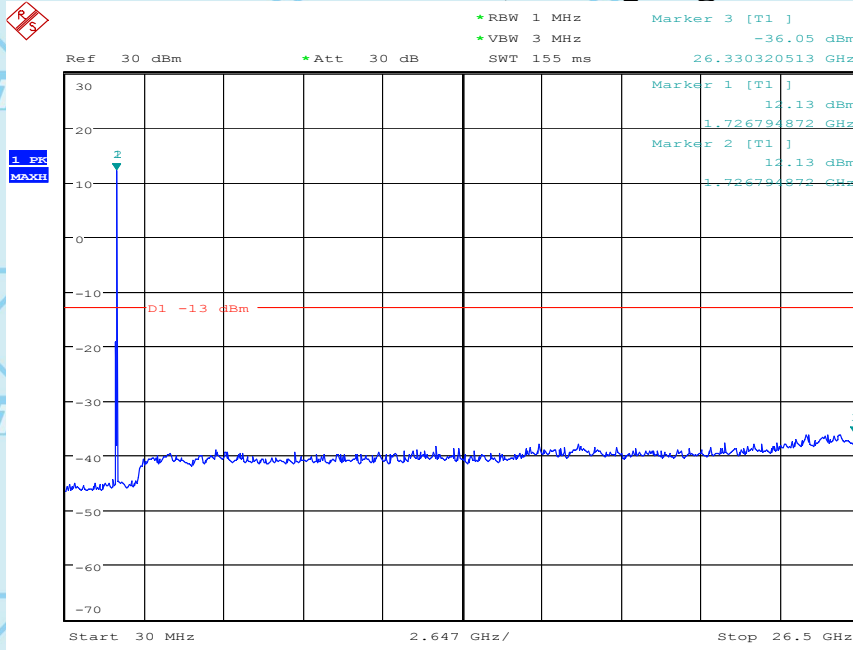
Date: 17.JUL.2018 17:55:29





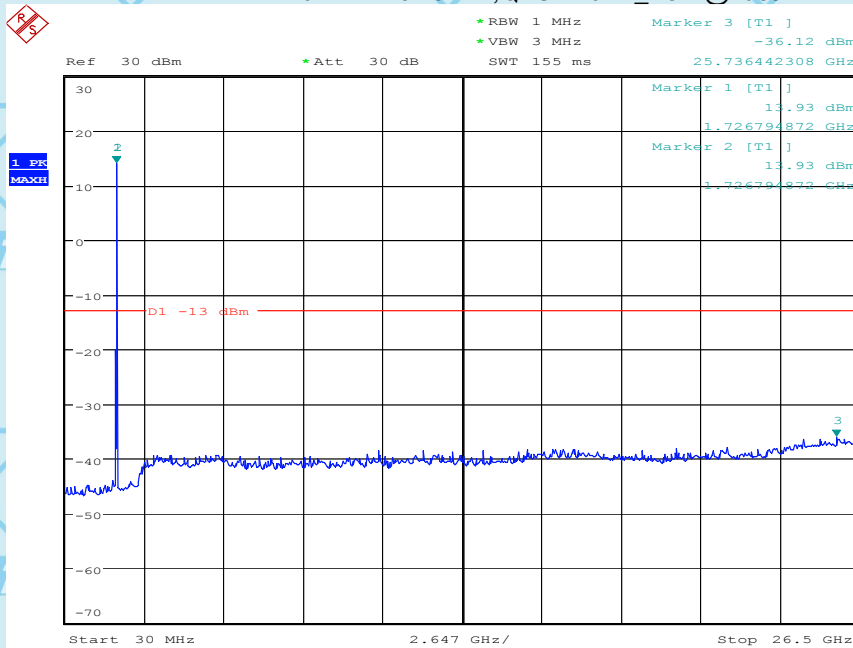
For Question,  
Please Contact with WSCT  
www.wsct-cert.com

BW15MHz-1732.5MHz,Q16-75RB\_LOW@Pass



Date: 17.JUL.2018 17:57:10

BW15MHz-1732.5MHz,QPSK-75RB\_LOW@Pass



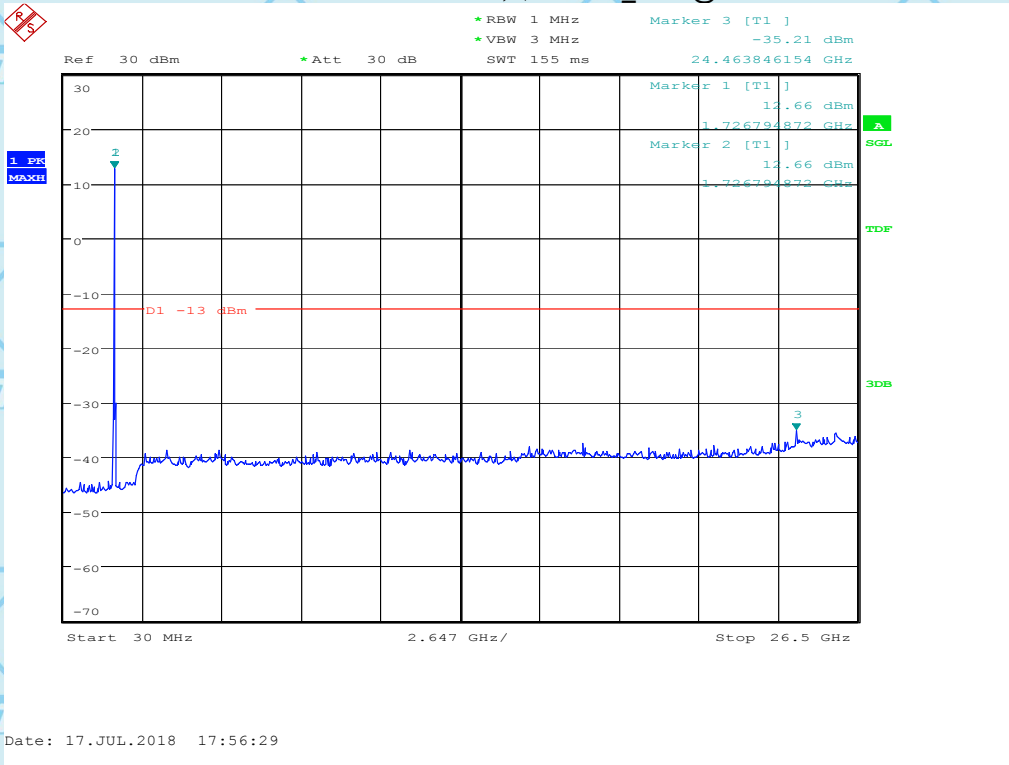
Date: 17.JUL.2018 17:56:50



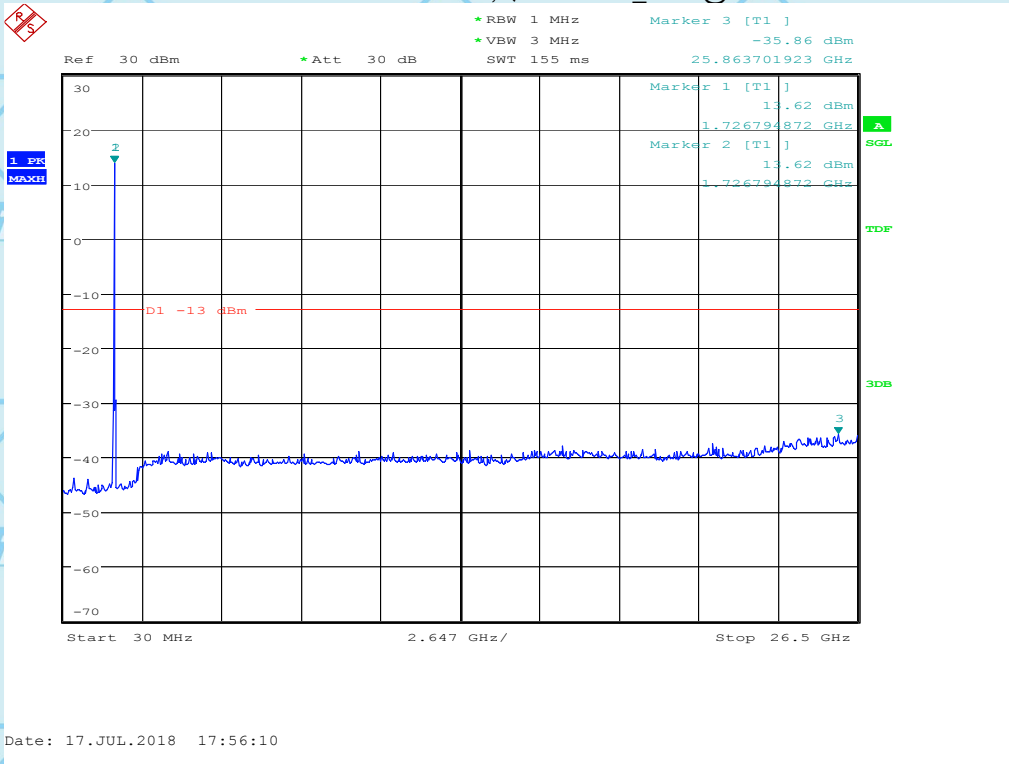


For Question,  
Please Contact with WSCT  
www.wsct-cert.com

BW15MHz-1747.5MHz,Q16-75RB\_LOW@Pass



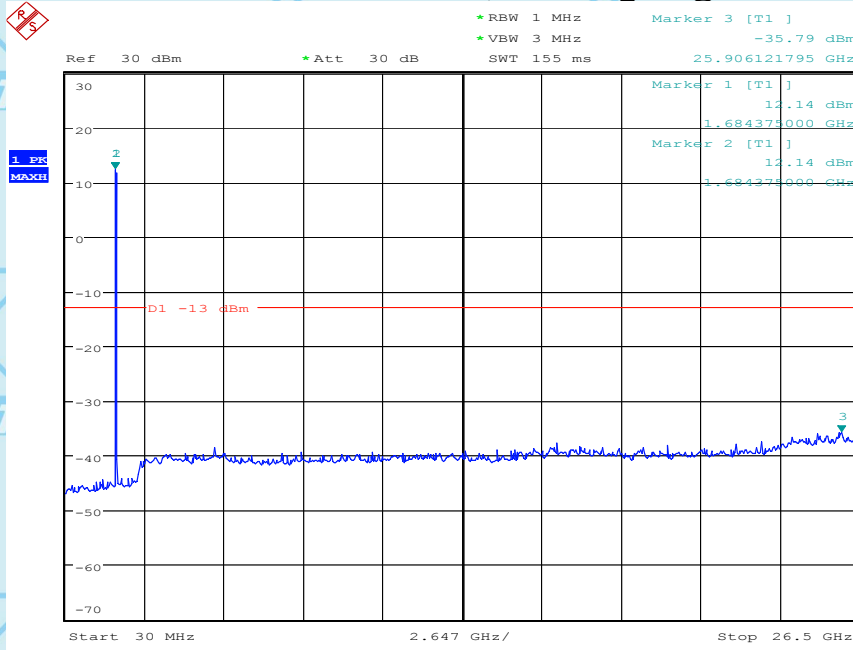
BW15MHz-1747.5MHz,QPSK-75RB\_LOW@Pass





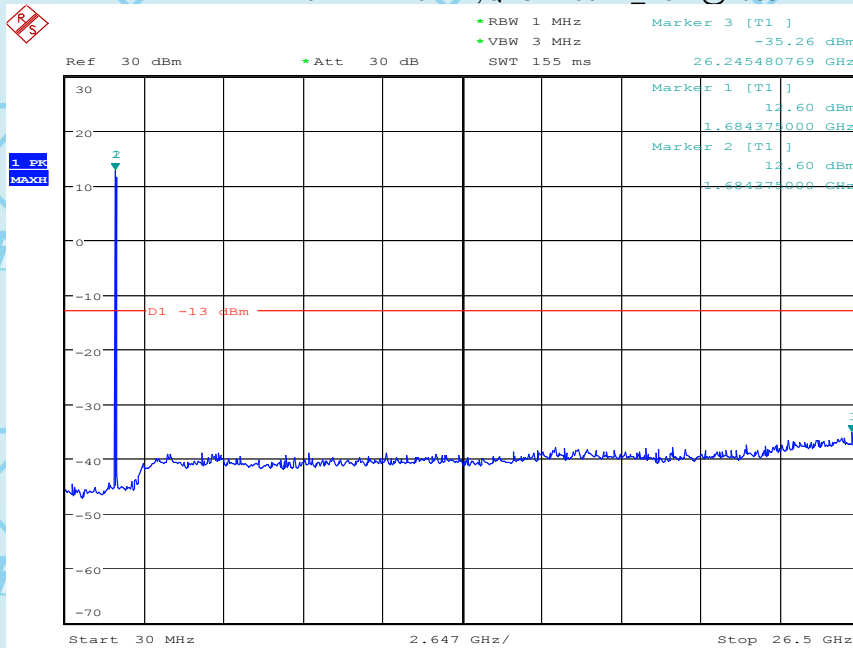
For Question,  
Please Contact with WSCT  
www.wsct-cert.com

BW20MHz-1720MHz,Q16-100RB\_LOW@Pass



Date: 17.JUL.2018 17:57:53

BW20MHz-1720MHz,QPSK-100RB\_LOW@Pass



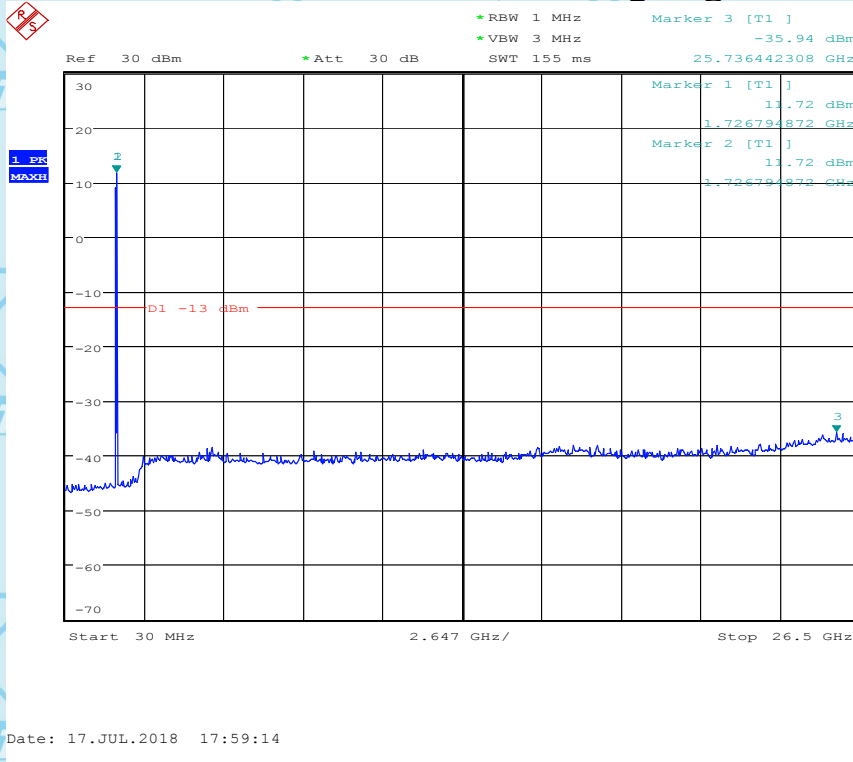
Date: 17.JUL.2018 17:57:33



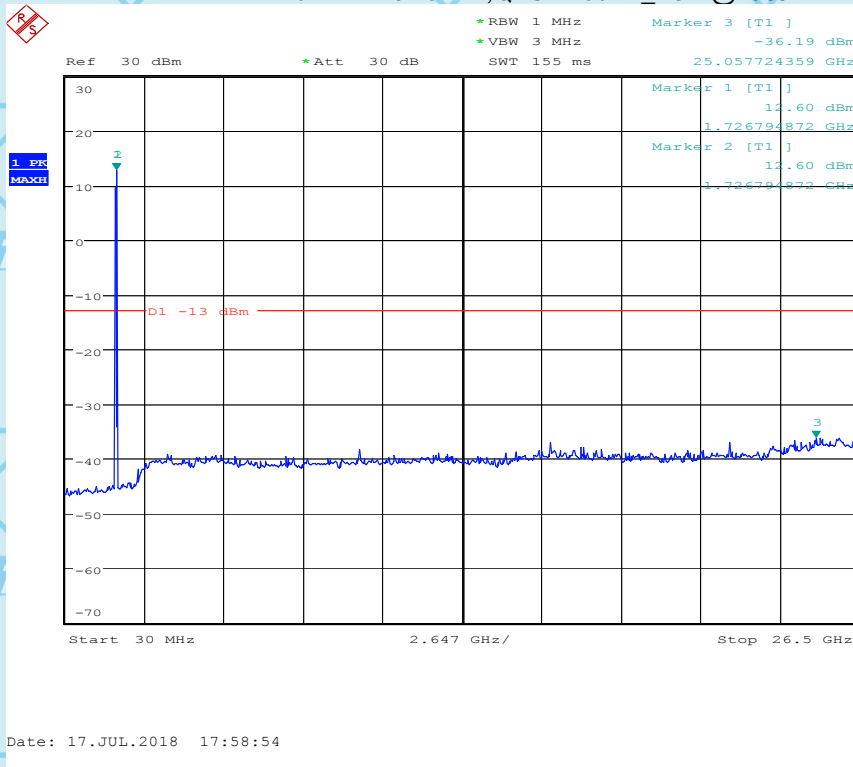


For Question,  
Please Contact with WSCT  
www.wsct-cert.com

BW20MHz-1732.5MHz,Q16-100RB\_LOW@Pass



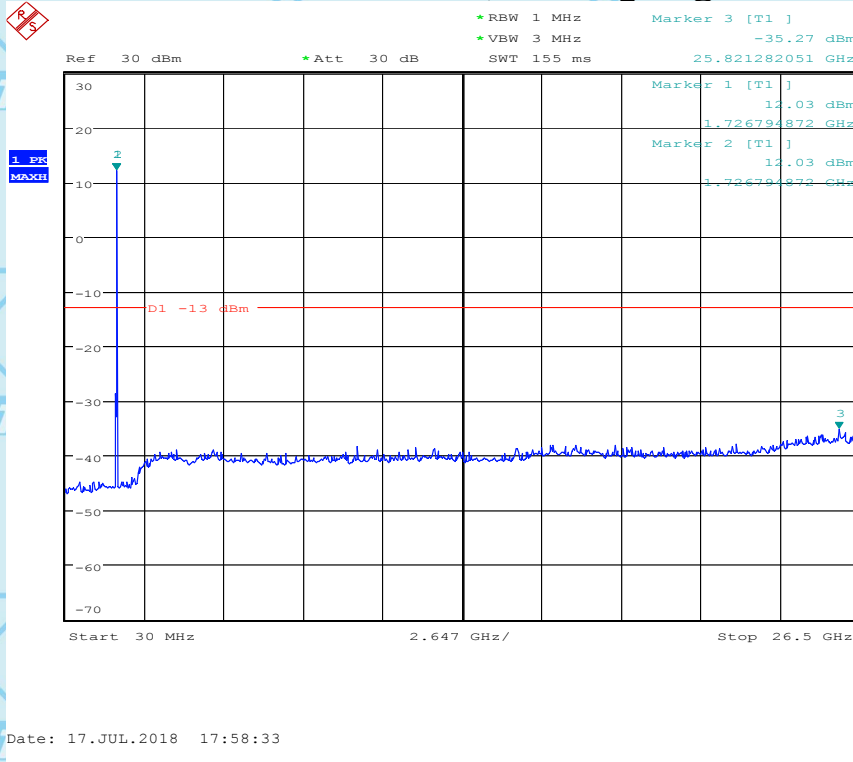
BW20MHz-1732.5MHz,QPSK-100RB\_LOW@Pass



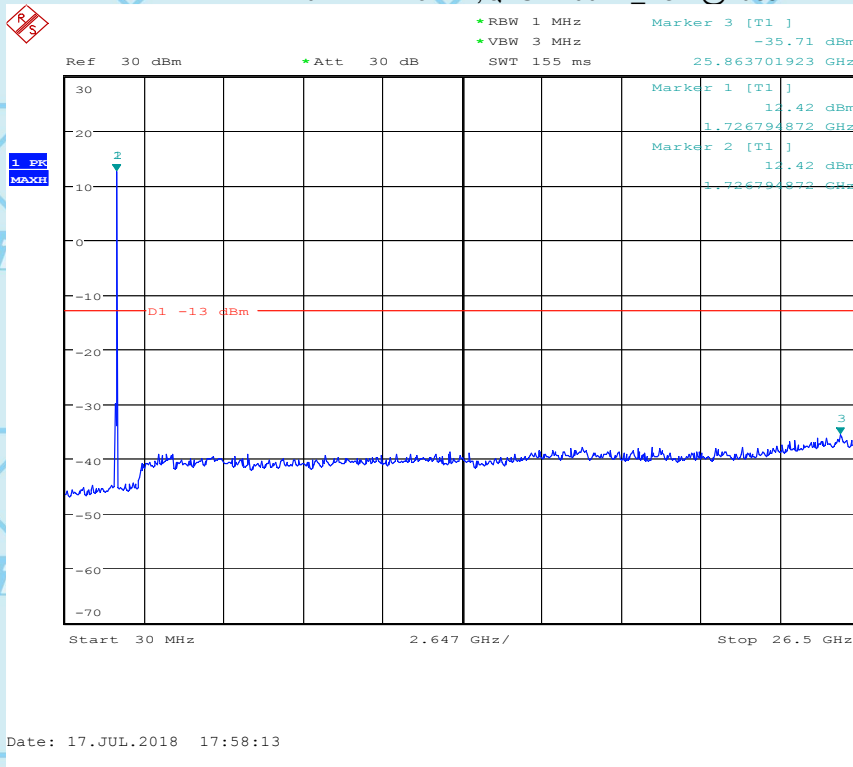


For Question,  
Please Contact with WSCT  
www.wsct-cert.com

BW20MHz-1745MHz,Q16-100RB\_LOW@Pass



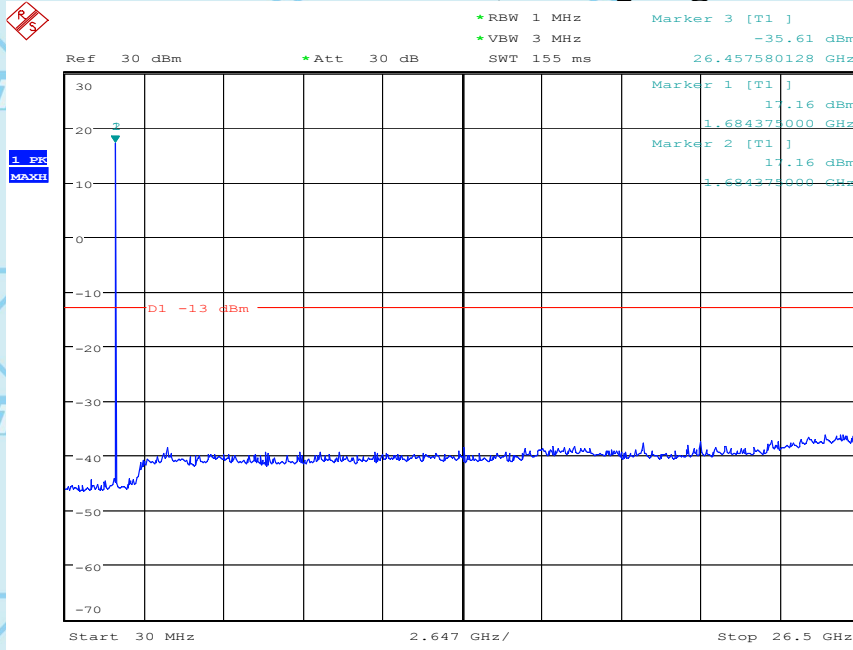
BW20MHz-1745MHz,QPSK-100RB\_LOW@Pass





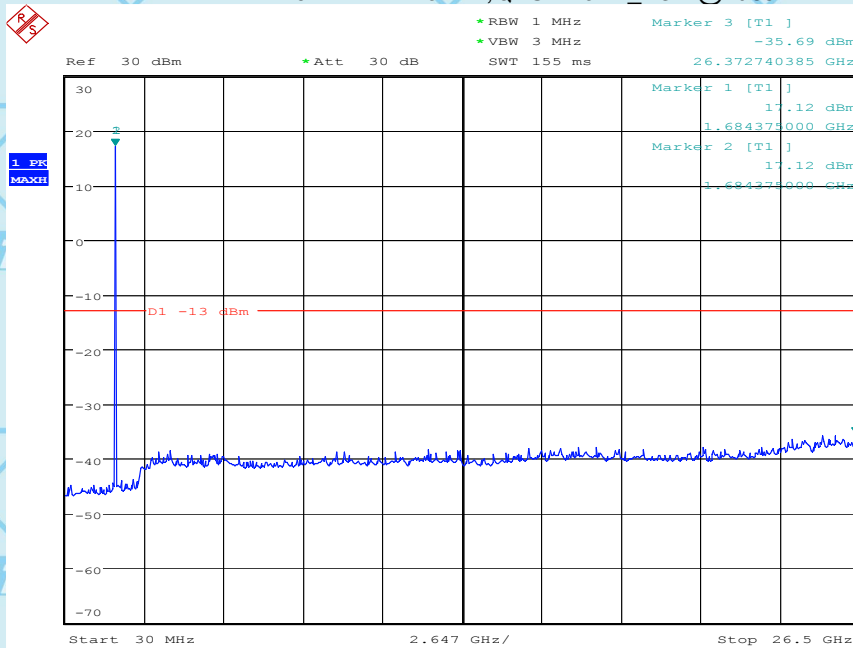
For Question,  
Please Contact with WSCT  
www.wsct-cert.com

BW3MHz-1711.5MHz,Q16-15RB\_LOW@Pass



Date: 17.JUL.2018 17:50:20

BW3MHz-1711.5MHz,QPSK-15RB\_LOW@Pass



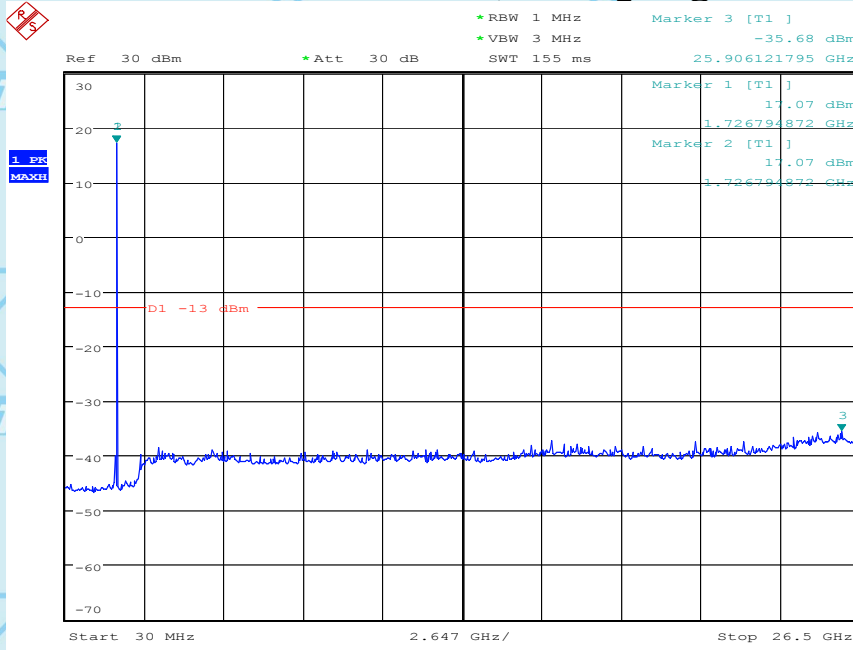
Date: 17.JUL.2018 17:50:04





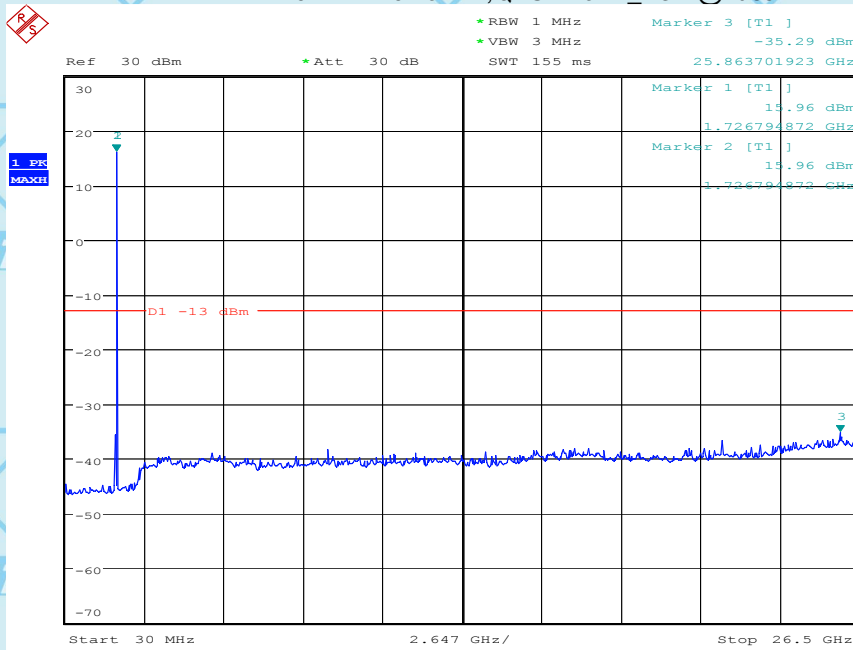
For Question,  
Please Contact with WSCT  
www.wsct-cert.com

BW3MHz-1732.5MHz,Q16-15RB\_LOW@Pass



Date: 17.JUL.2018 17:51:29

BW3MHz-1732.5MHz,QPSK-15RB\_LOW@Pass



Date: 17.JUL.2018 17:51:12

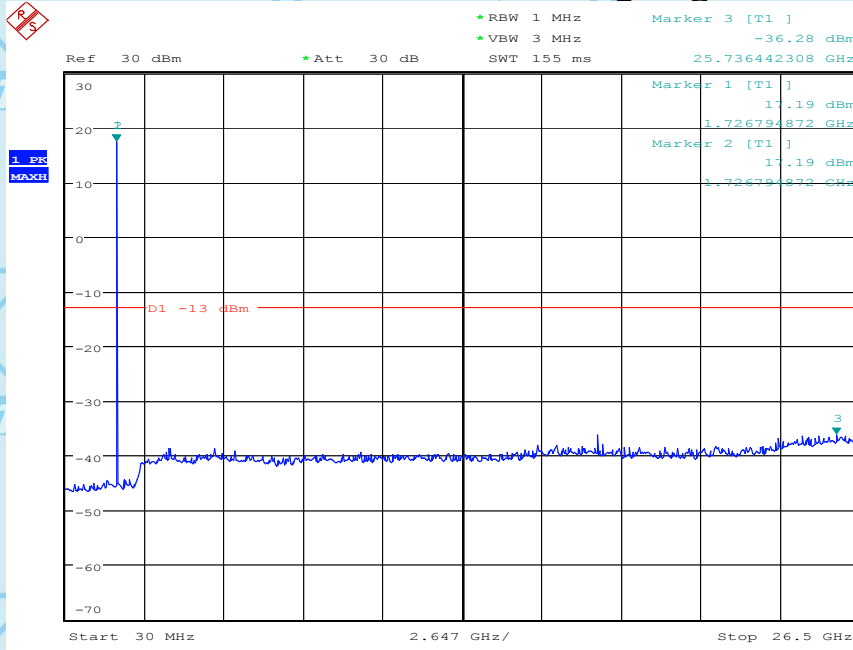






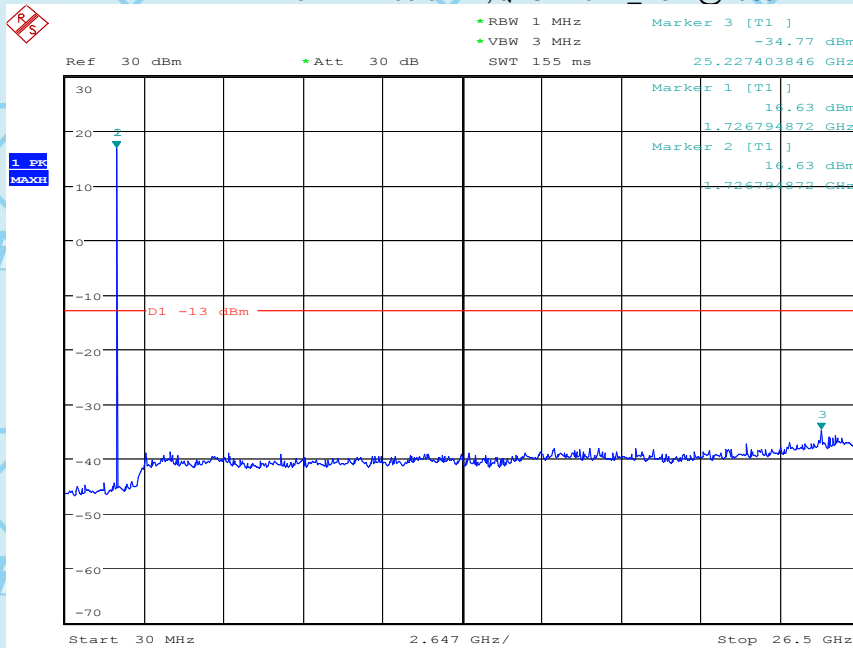
For Question,  
Please Contact with WSCT  
www.wsct-cert.com

BW3MHz-1753.5MHz,Q16-15RB\_LOW@Pass



Date: 17.JUL.2018 17:50:55

BW3MHz-1753.5MHz,QPSK-15RB\_LOW@Pass



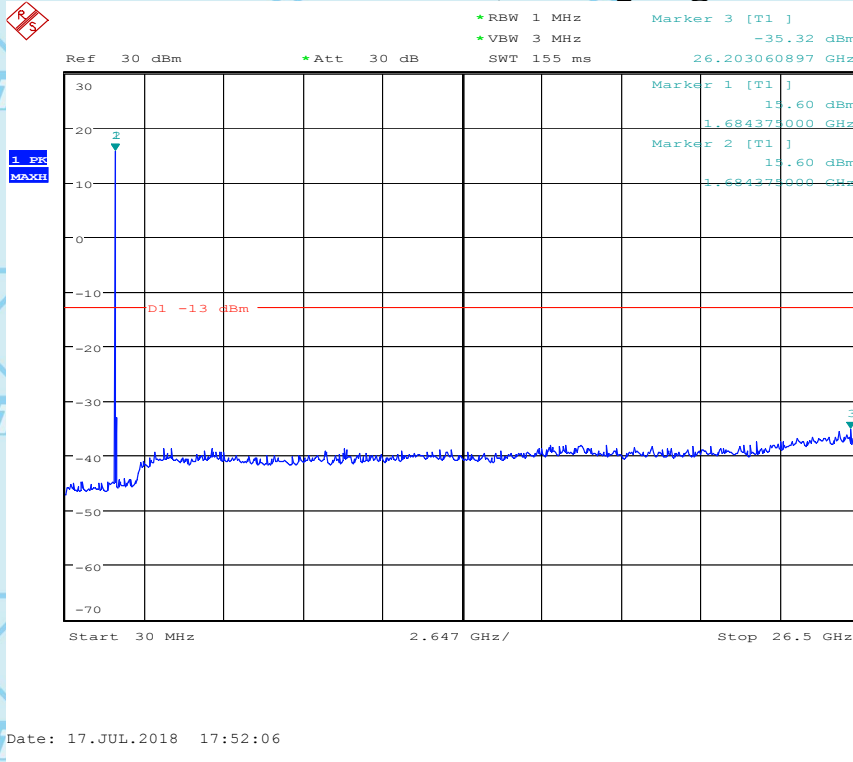
Date: 17.JUL.2018 17:50:38



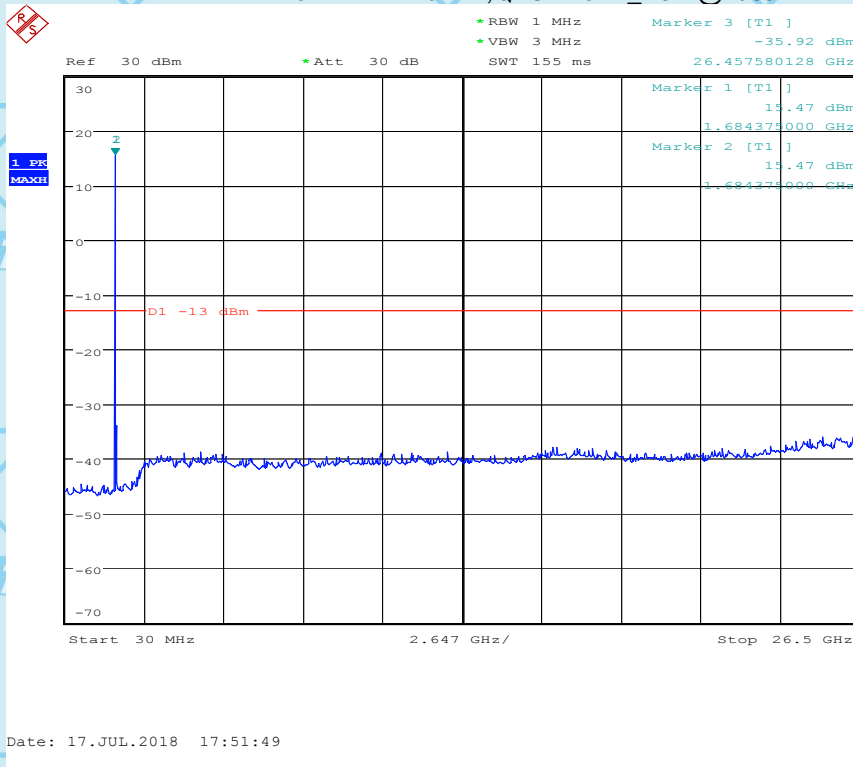


For Question,  
Please Contact with WSCT  
www.wsct-cert.com

BW5MHz-1712.5MHz,Q16-25RB\_LOW@Pass



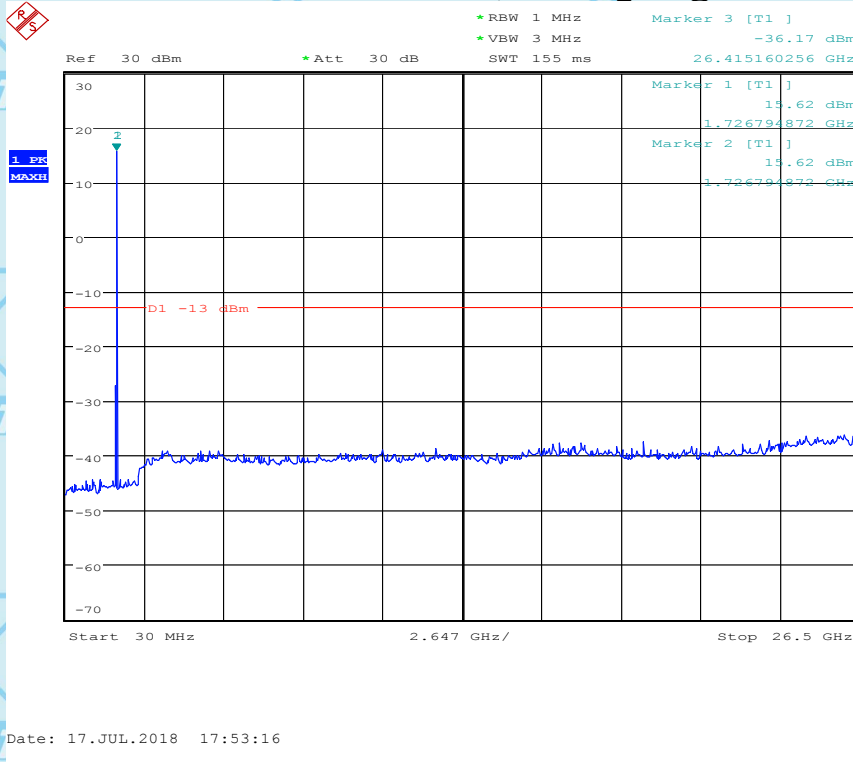
BW5MHz-1712.5MHz,QPSK-25RB\_LOW@Pass



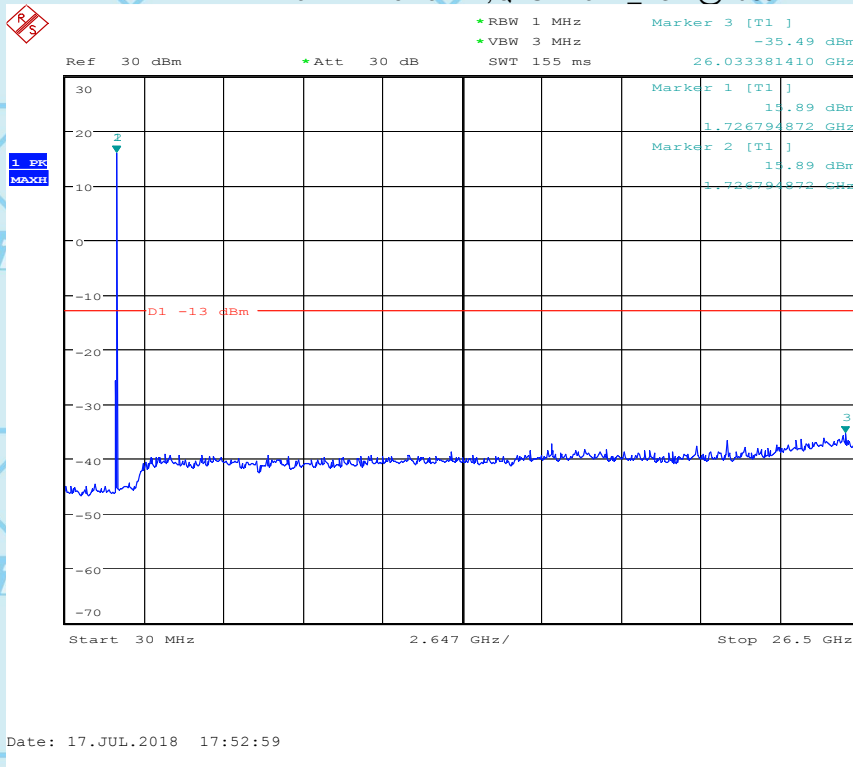


For Question,  
Please Contact with WSCT  
www.wsct-cert.com

BW5MHz-1732.5MHz,Q16-25RB\_LOW@Pass



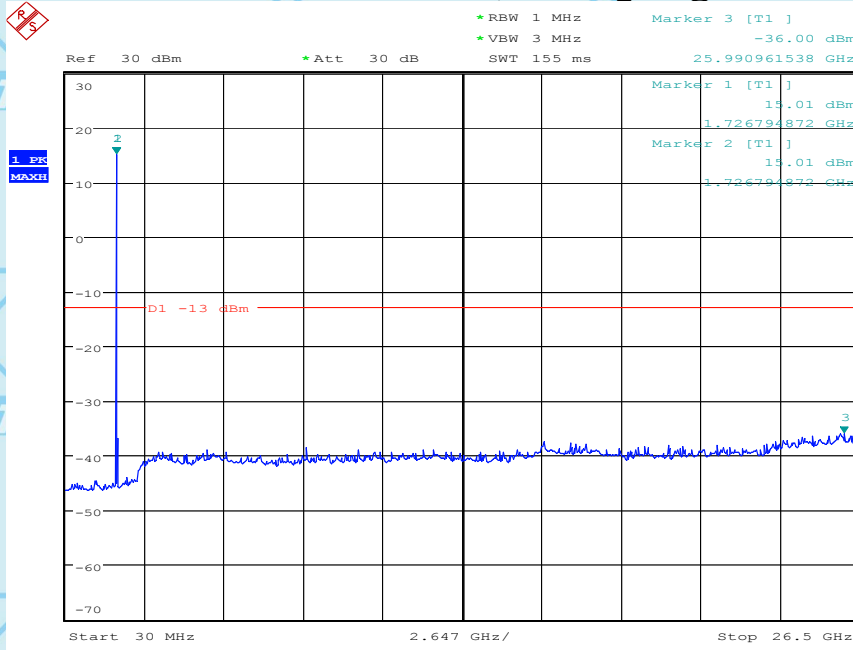
BW5MHz-1732.5MHz,QPSK-25RB\_LOW@Pass





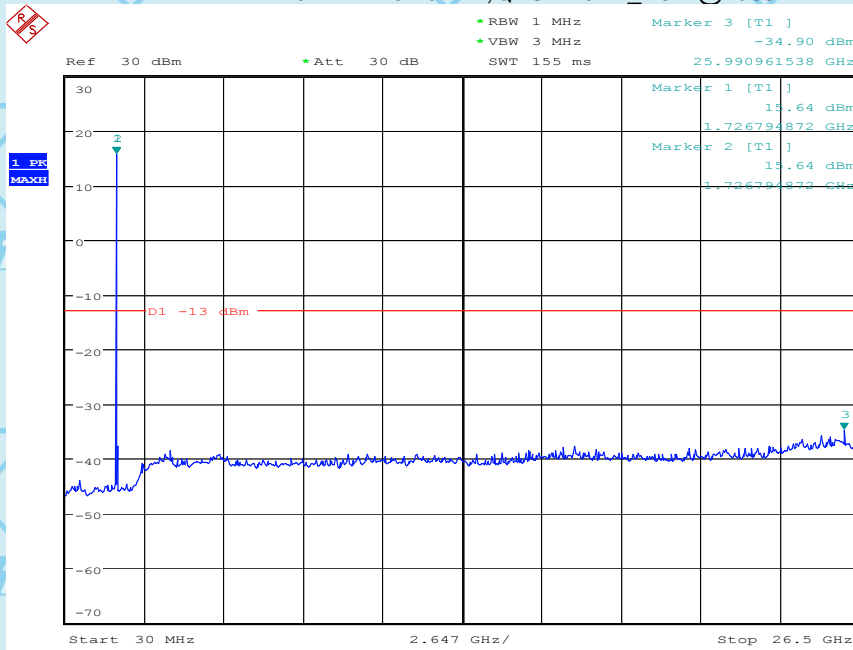
For Question,  
Please Contact with WSCT  
www.wsct-cert.com

BW5MHz-1752.5MHz,Q16-25RB\_LOW@Pass



Date: 17.JUL.2018 17:52:41

BW5MHz-1752.5MHz,QPSK-25RB\_LOW@Pass



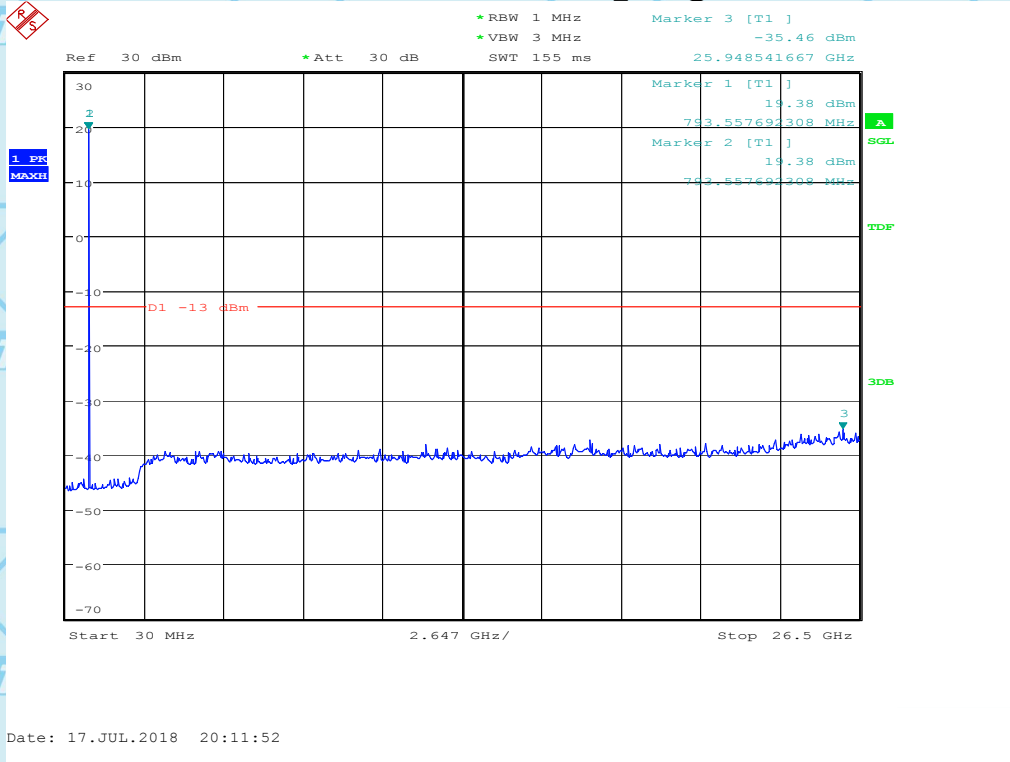
Date: 17.JUL.2018 17:52:24



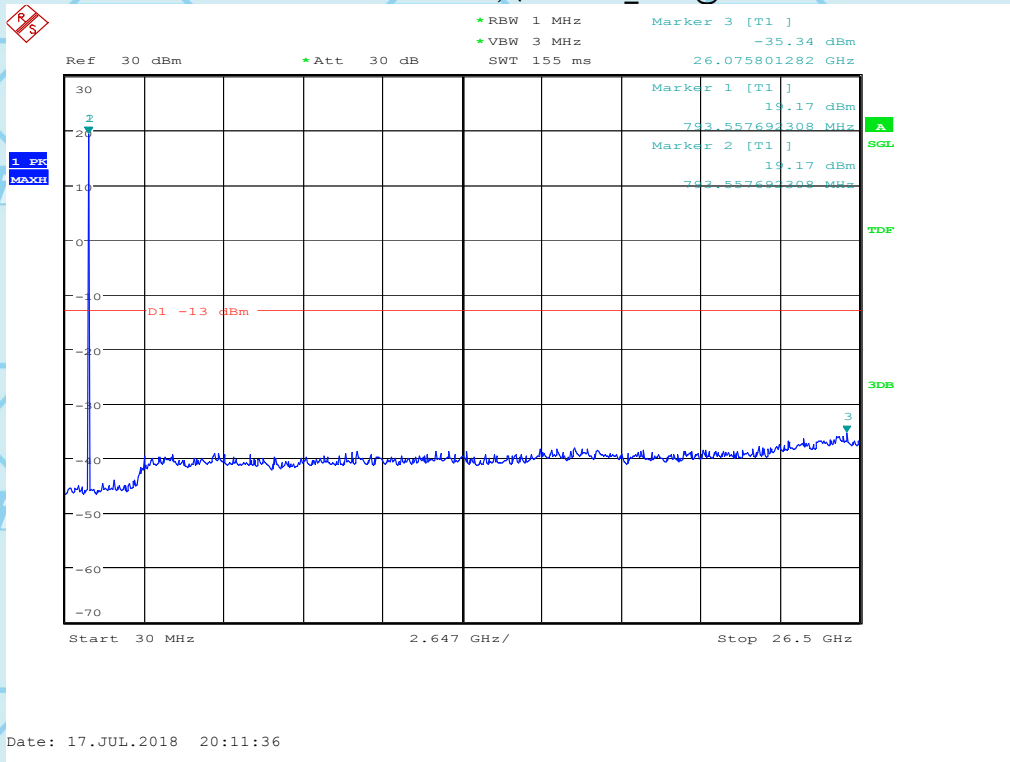


For Question,  
Please Contact with WSCT  
www.wsct-cert.com

### BAND 5@ Conducted Spurious Emission BW1.4MHz-824.7MHz,Q16-6RB\_LOW@Pass



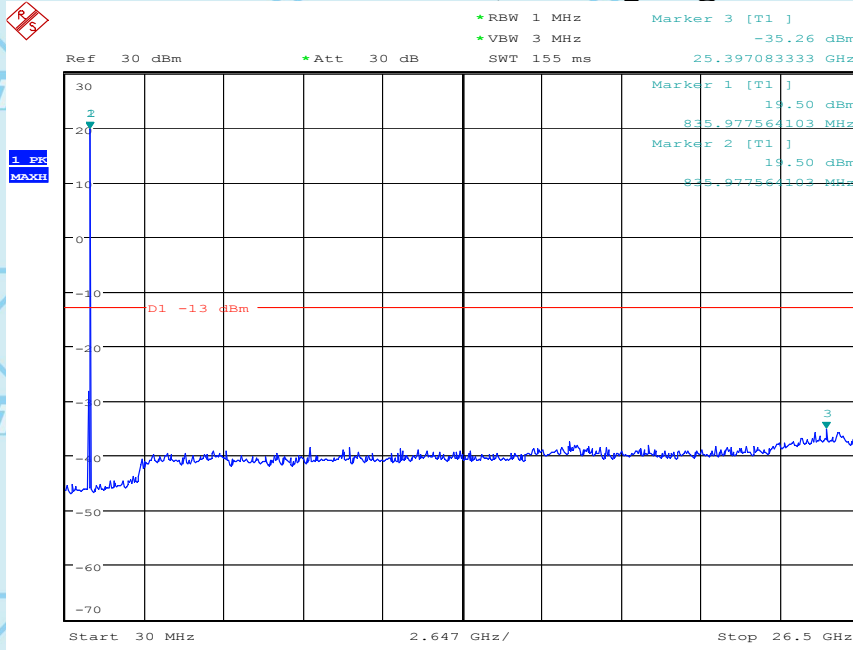
### BW1.4MHz-824.7MHz,QPSK-6RB\_LOW@Pass





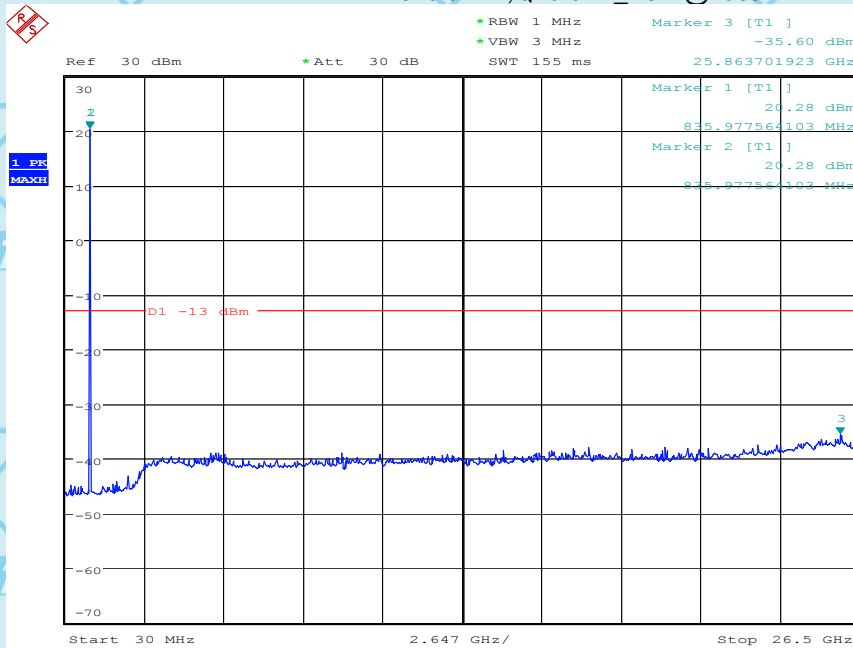
For Question,  
Please Contact with WSCT  
www.wsct-cert.com

BW1.4MHz-836.5MHz,QPSK-6RB\_LOW@Pass



Date: 17.JUL.2018 20:13:01

BW1.4MHz-848.3MHz,Q16-6RB\_LOW@Pass



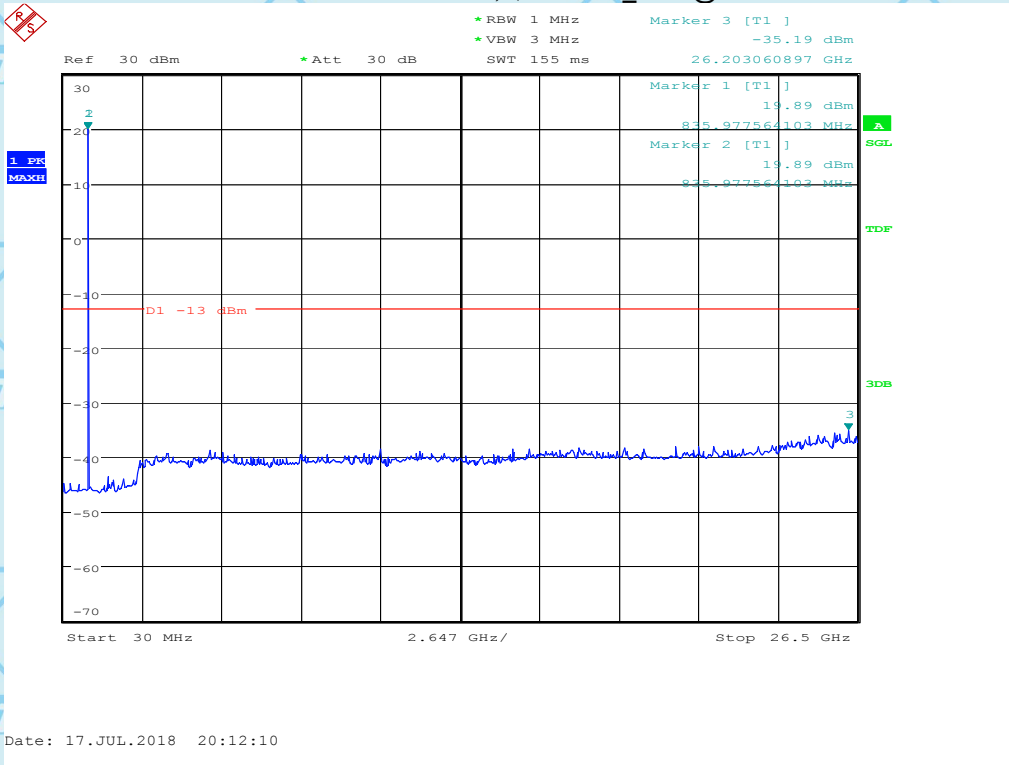
Date: 17.JUL.2018 20:12:27



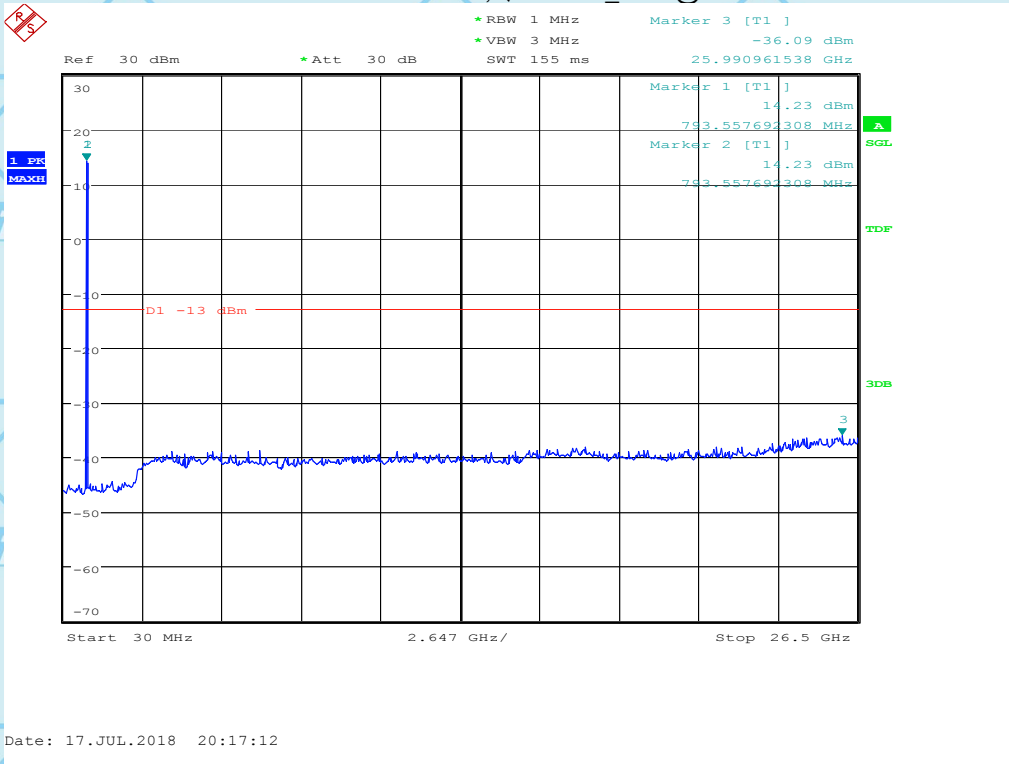


For Question,  
Please Contact with WSCT  
www.wsct-cert.com

BW1.4MHz-848.3MHz,QPSK-6RB\_LOW@Pass



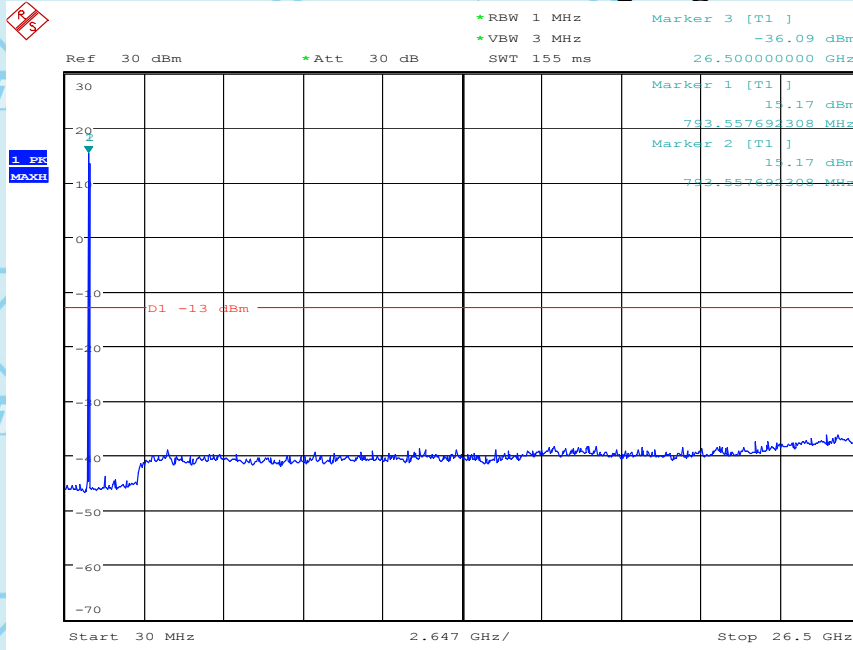
BW10MHz-829MHz,Q16-50RB\_LOW@Pass





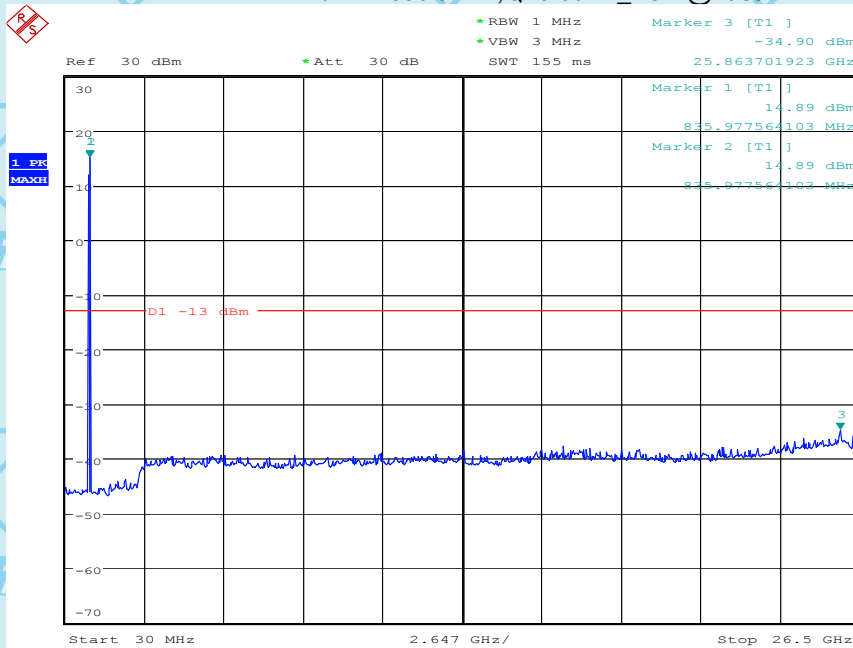
For Question,  
Please Contact with WSCT  
www.wsct-cert.com

**BW10MHz-829MHz,QPSK-50RB\_LOW@Pass**



Date: 17.JUL.2018 20:16:55

**BW10MHz-836.5MHz,Q16-50RB\_LOW@Pass**



Date: 17.JUL.2018 20:18:24

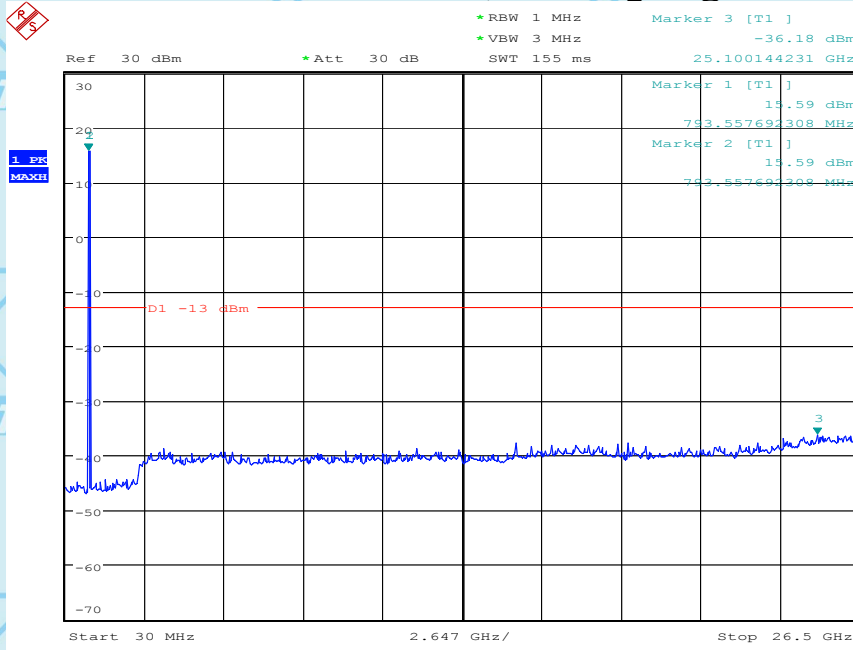






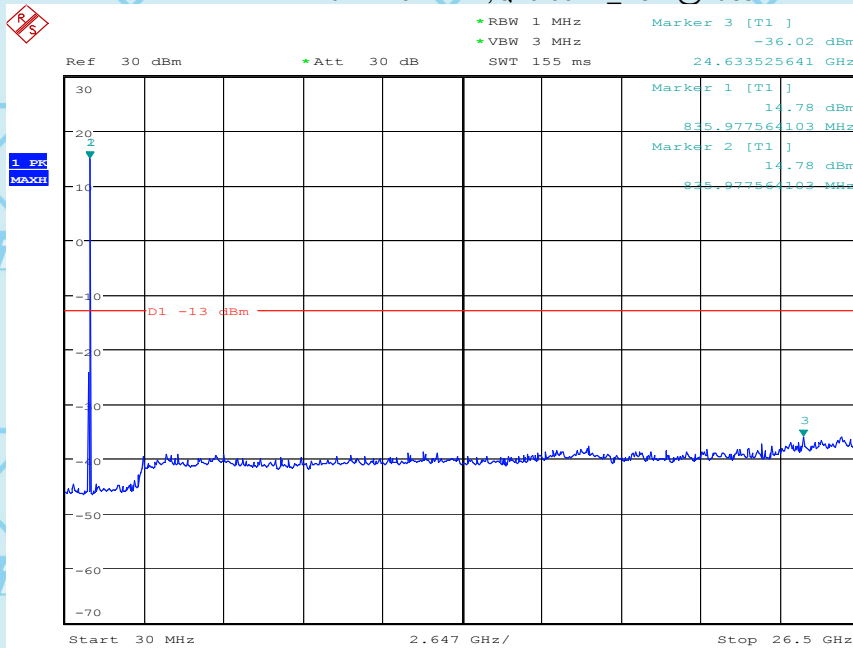
For Question,  
Please Contact with WSCT  
www.wsct-cert.com

BW10MHz-836.5MHz,QPSK-50RB\_LOW@Pass



Date: 17.JUL.2018 20:18:07

BW10MHz-844MHz,Q16-50RB\_LOW@Pass



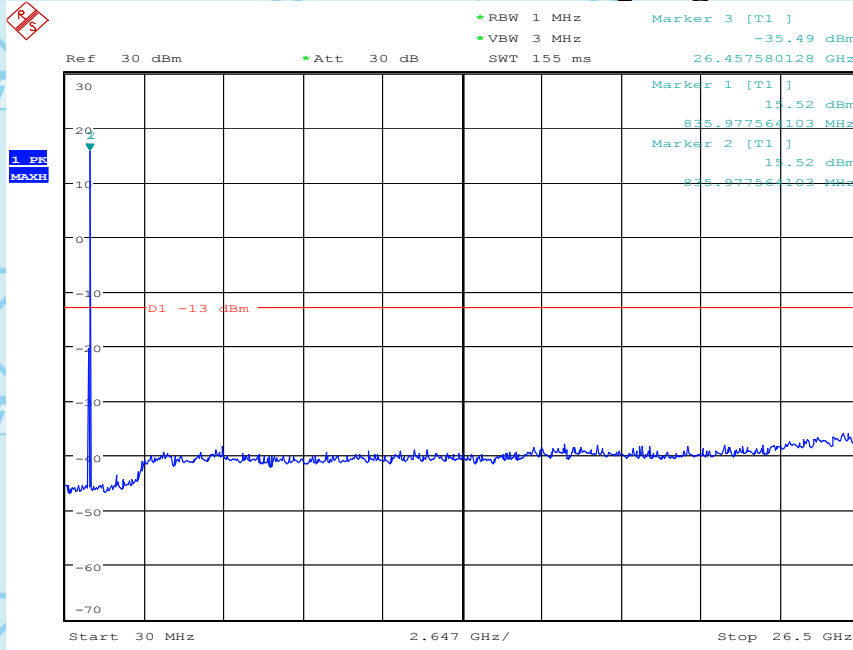
Date: 17.JUL.2018 20:17:48





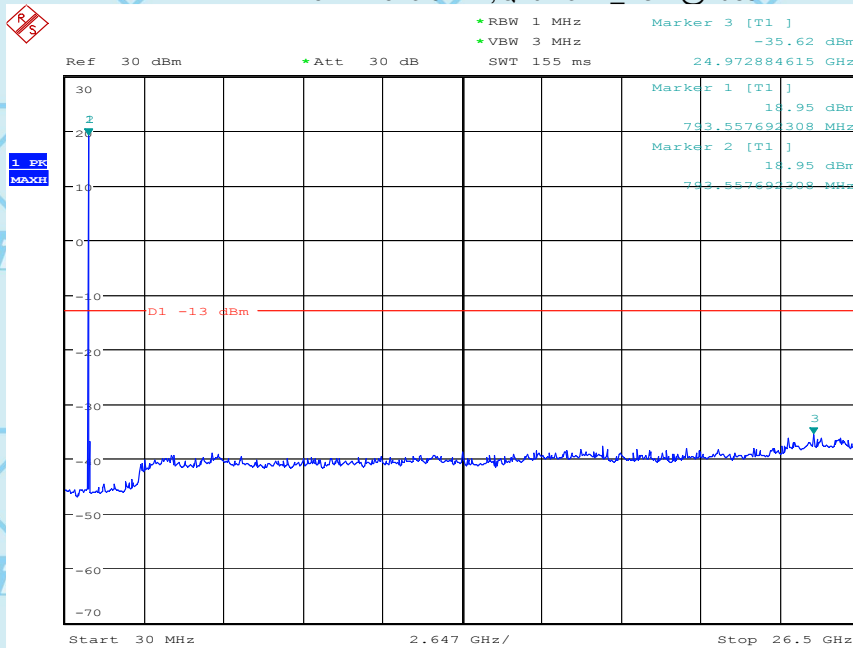
For Question,  
Please Contact with WSCT  
www.wsct-cert.com

BW10MHz-844MHz,QPSK-50RB\_LOW@Pass



Date: 17.JUL.2018 20:17:31

BW3MHz-825.5MHz,Q16-15RB\_LOW@Pass



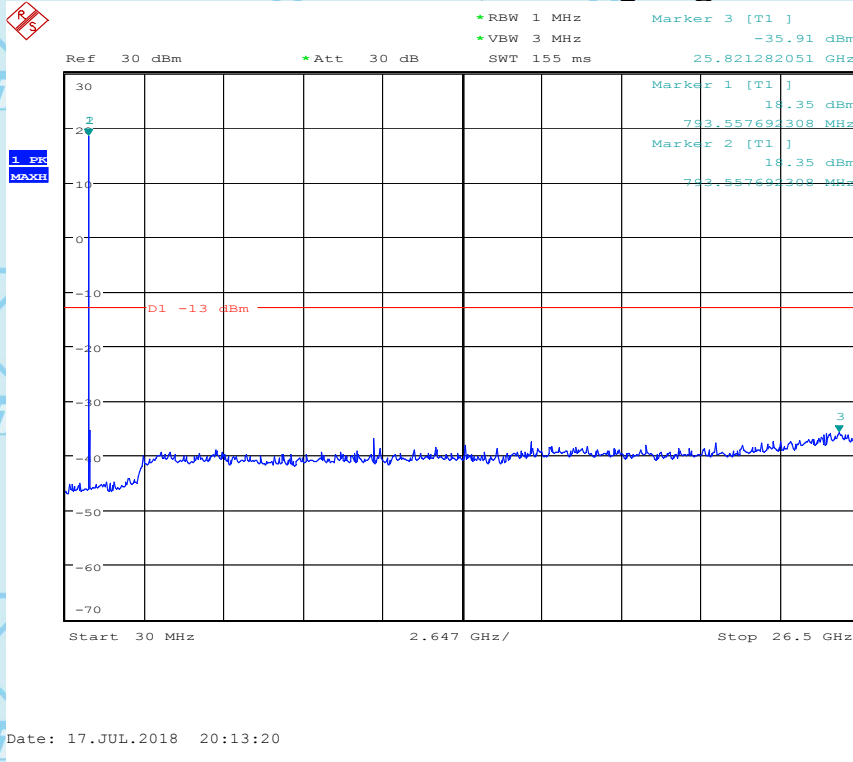
Date: 17.JUL.2018 20:13:37



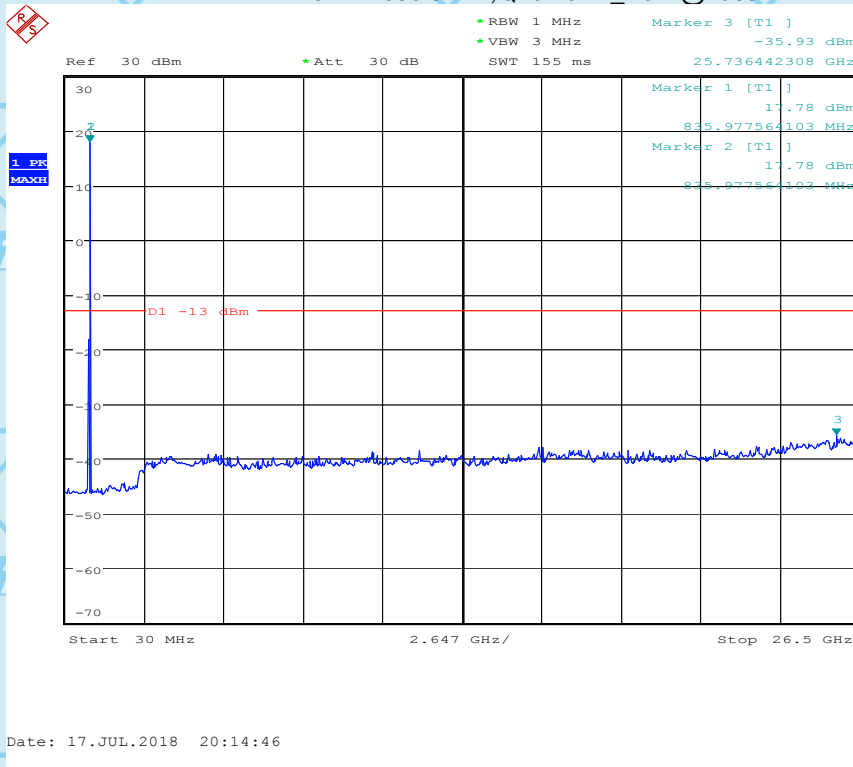


For Question,  
Please Contact with WSCT  
www.wsct-cert.com

**BW3MHz-825.5MHz,QPSK-15RB\_LOW@Pass**



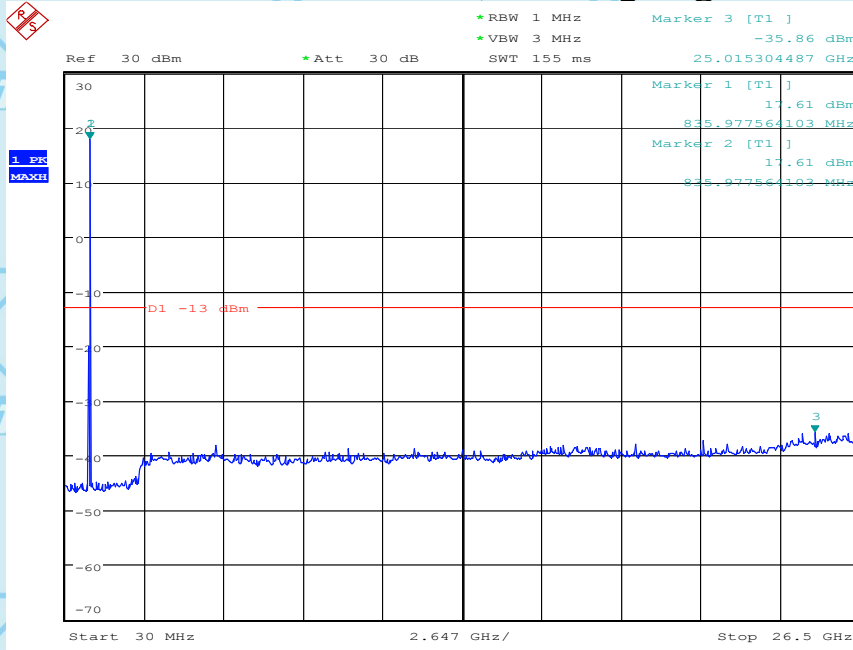
**BW3MHz-836.5MHz,Q16-15RB\_LOW@Pass**





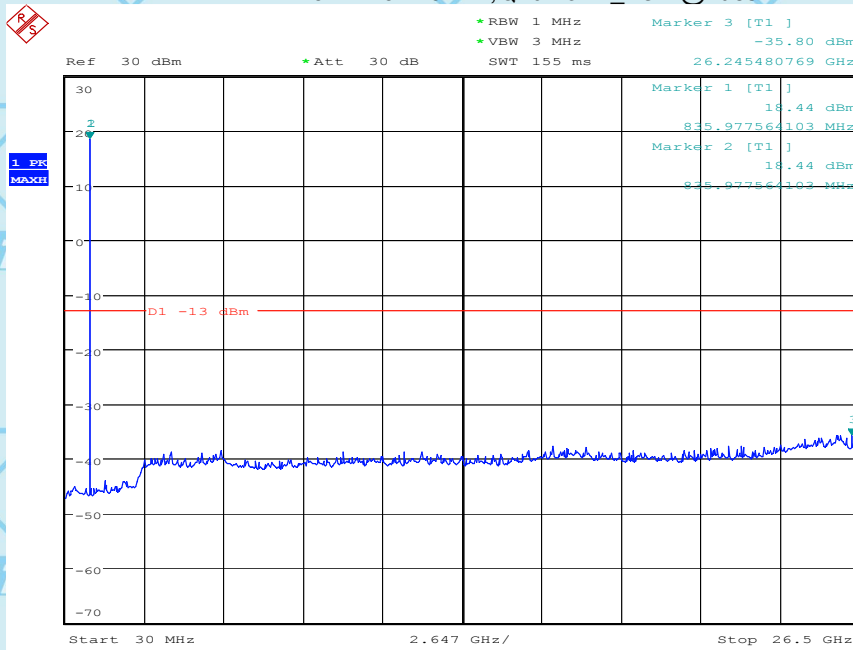
For Question,  
Please Contact with WSCT  
www.wsct-cert.com

BW3MHz-836.5MHz,QPSK-15RB\_LOW@Pass



Date: 17.JUL.2018 20:14:29

BW3MHz-847.5MHz,Q16-15RB\_LOW@Pass



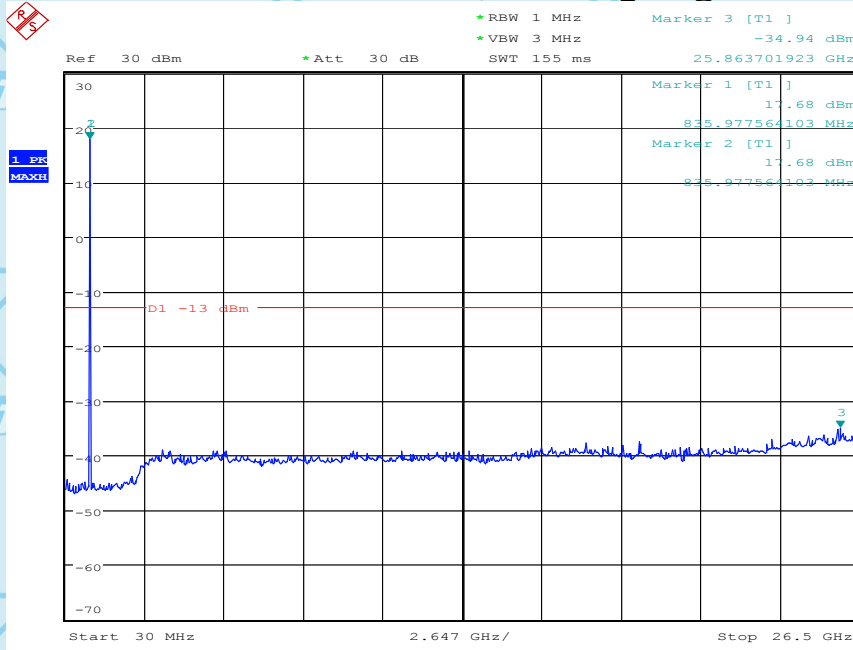
Date: 17.JUL.2018 20:14:12





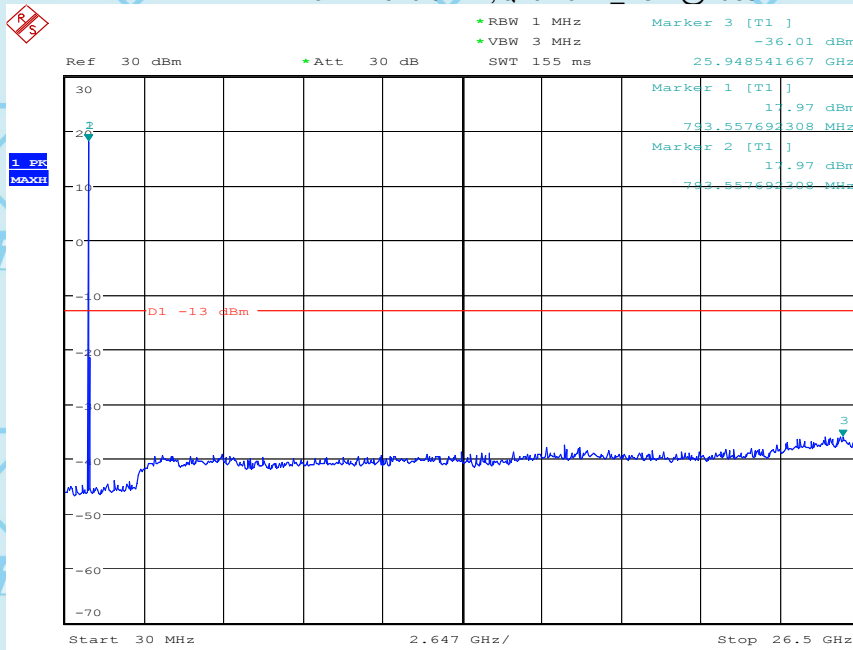
For Question, Please Contact with WSCT www.wsct-cert.com

BW3MHz-847.5MHz,QPSK-15RB\_LOW@Pass



Date: 17.JUL.2018 20:13:55

BW5MHz-826.5MHz,Q16-25RB\_LOW@Pass



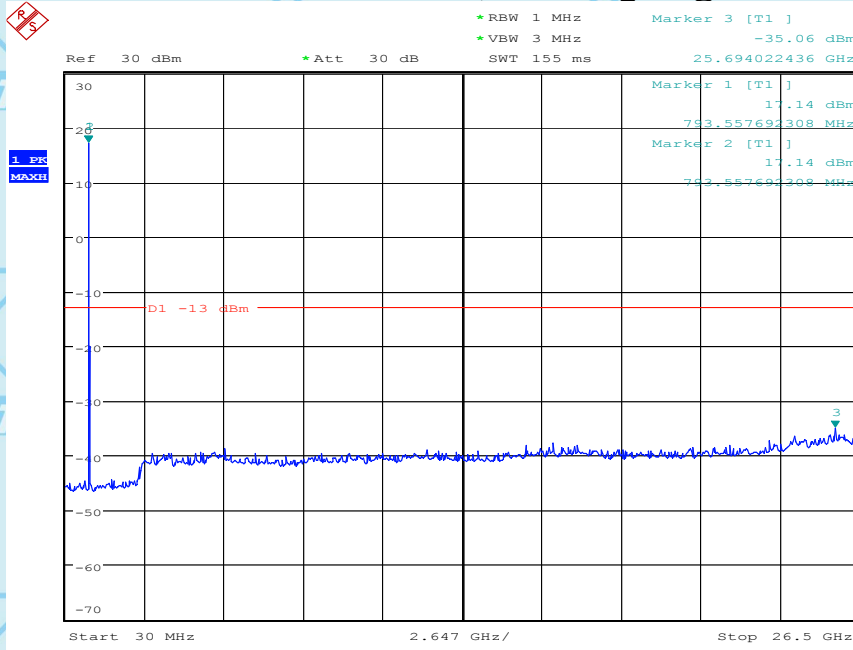
Date: 17.JUL.2018 20:15:23





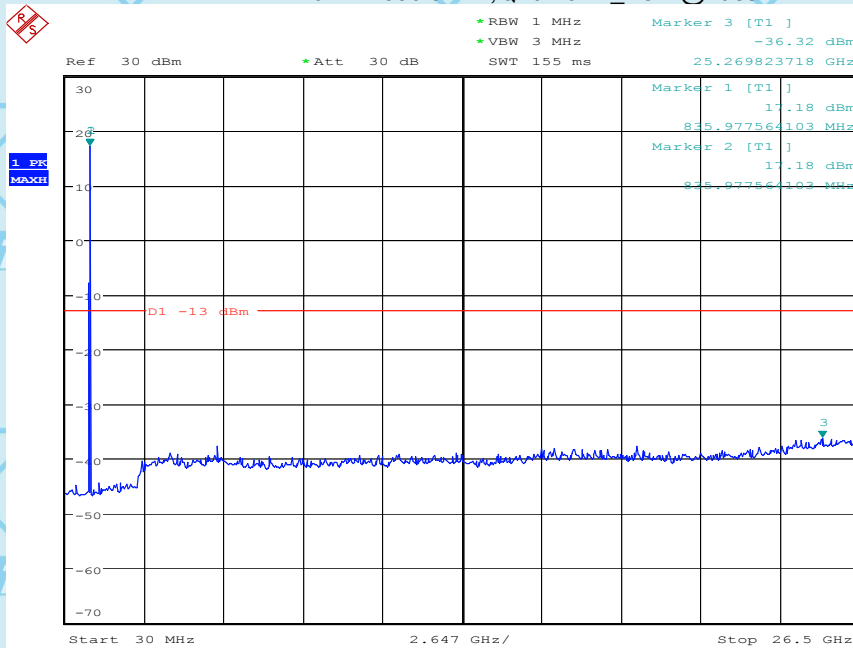
For Question,  
Please Contact with WSCT  
www.wsct-cert.com

BW5MHz-826.5MHz,QPSK-25RB\_LOW@Pass



Date: 17.JUL.2018 20:15:06

BW5MHz-836.5MHz,Q16-25RB\_LOW@Pass



Date: 17.JUL.2018 20:16:34

