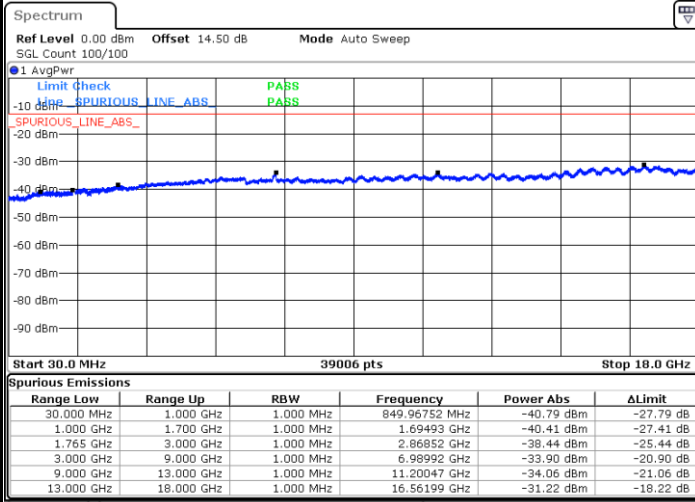




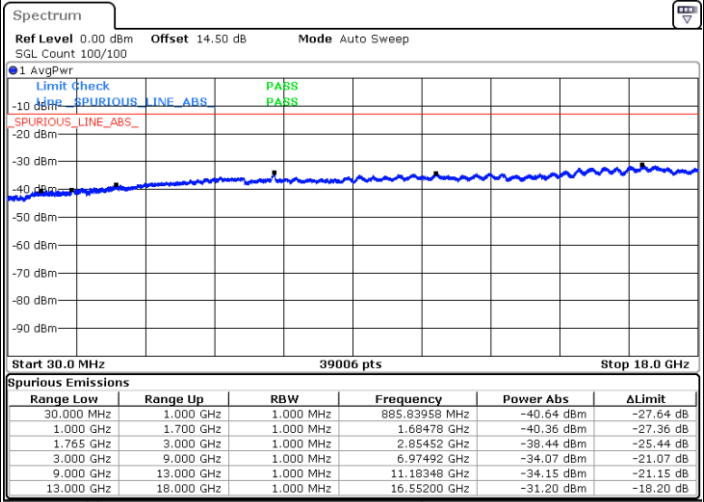
LTE Band 4 / 1.4MHz

Highest Channel / QPSK



Date: 23.APR.2018 14:28:15

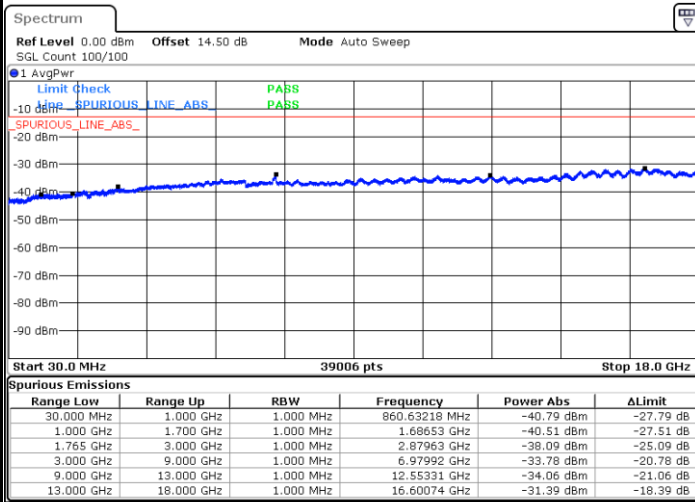
Highest Channel / 16QAM



Date: 23.APR.2018 14:29:11

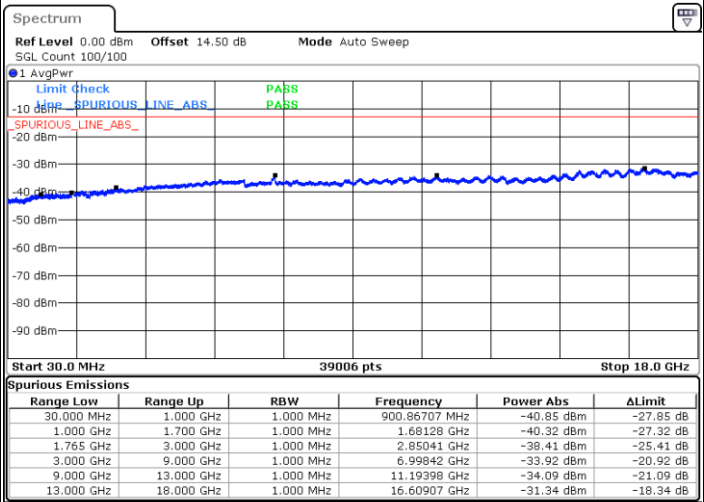
LTE Band 4 / 3MHz

Lowest Channel / QPSK



Date: 23.APR.2018 14:30:48

Lowest Channel / 16QAM

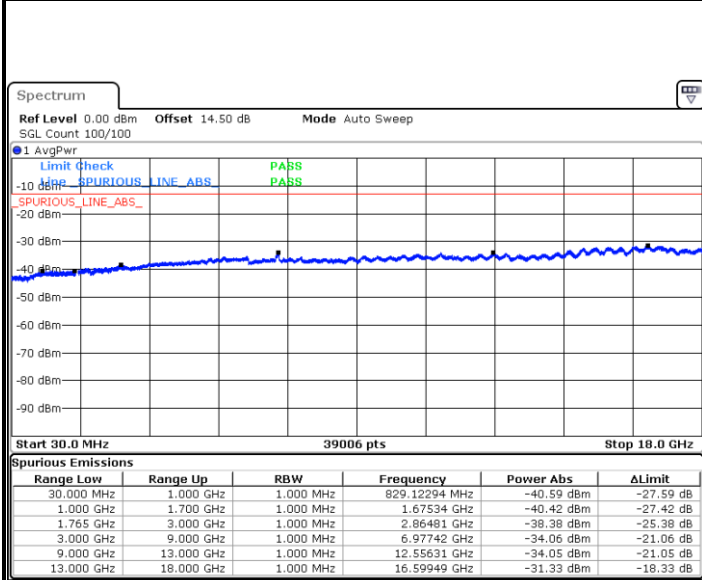


Date: 23.APR.2018 14:31:44



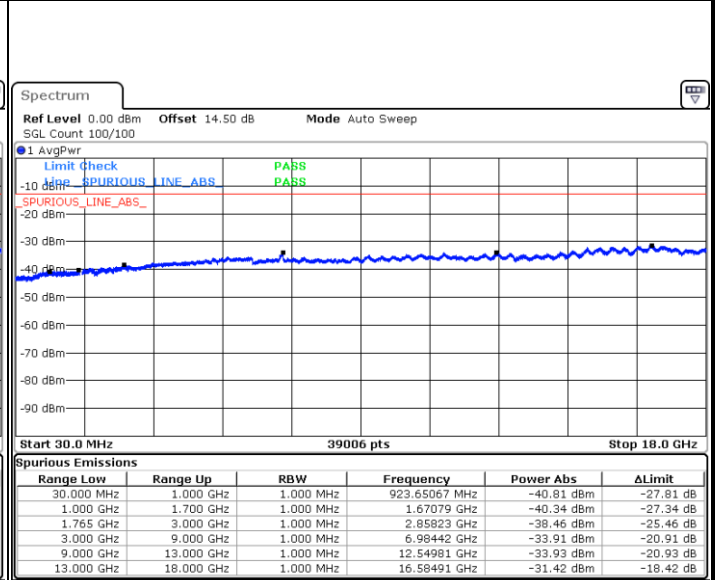
LTE Band 4 / 3MHz

Middle Channel / QPSK



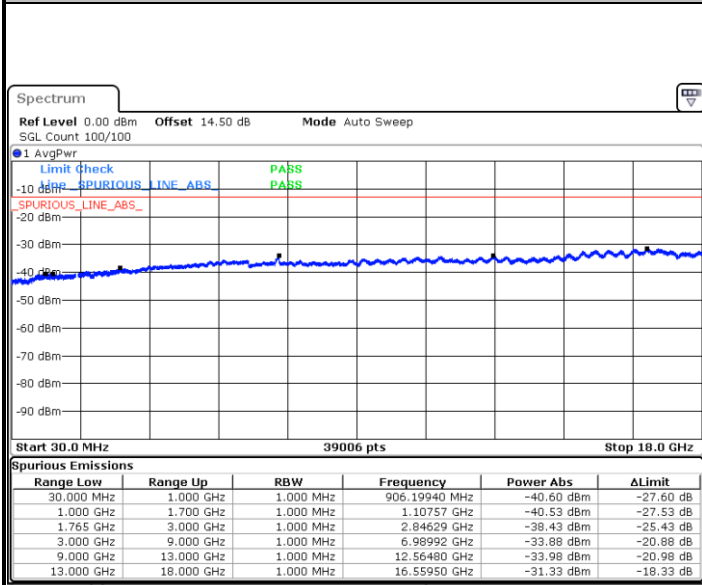
Date: 23.APR.2018 14:33:21

Middle Channel / 16QAM



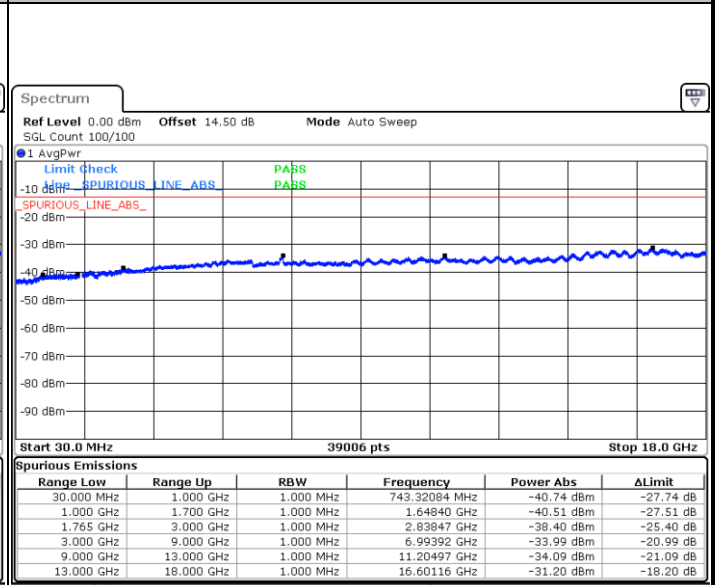
Date: 23.APR.2018 14:34:17

Highest Channel / QPSK



Date: 23.APR.2018 14:35:54

Highest Channel / 16QAM



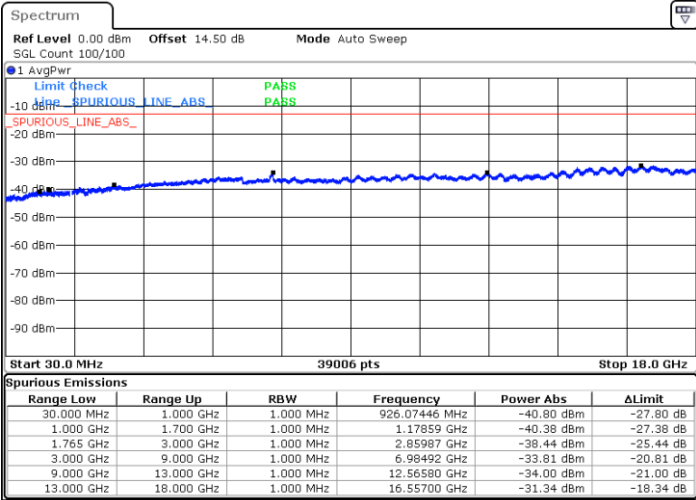
Date: 23.APR.2018 14:36:50



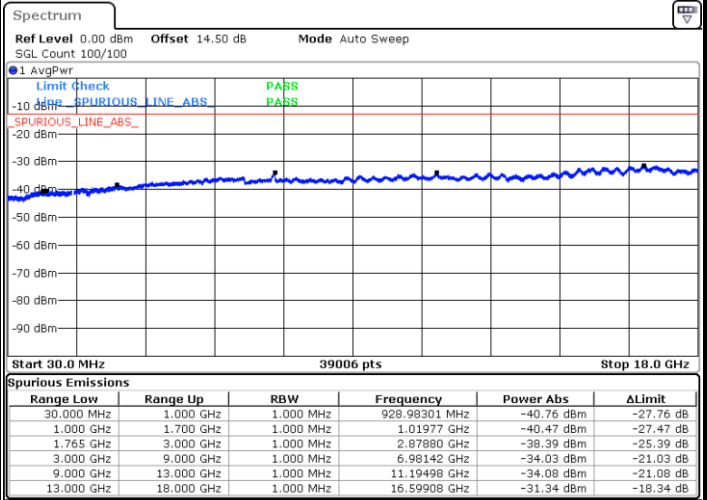
LTE Band 4 / 5MHz

Lowest Channel / QPSK

Lowest Channel / 16QAM



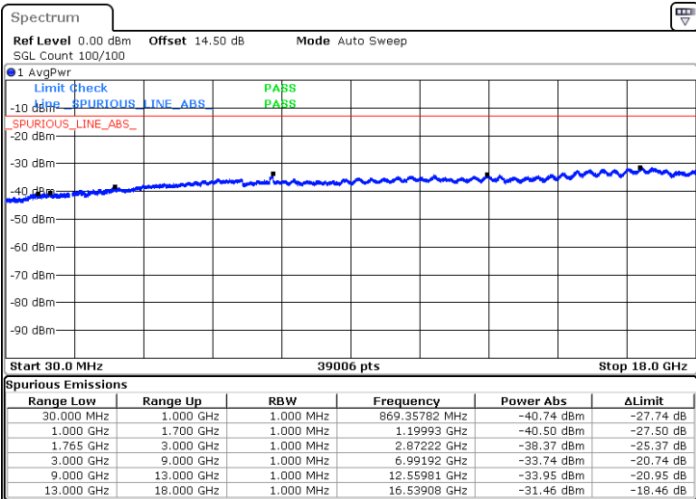
Date: 23.APR.2018 14:38:27



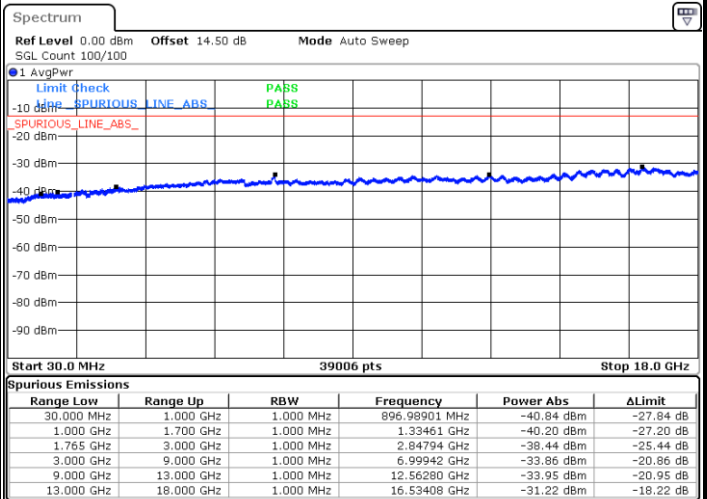
Date: 23.APR.2018 14:39:23

Middle Channel / QPSK

Middle Channel / 16QAM



Date: 23.APR.2018 14:41:00

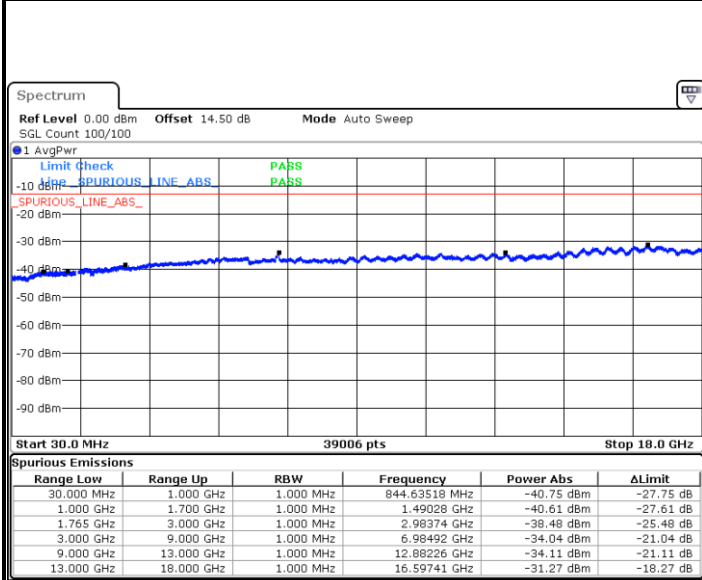


Date: 23.APR.2018 14:41:56



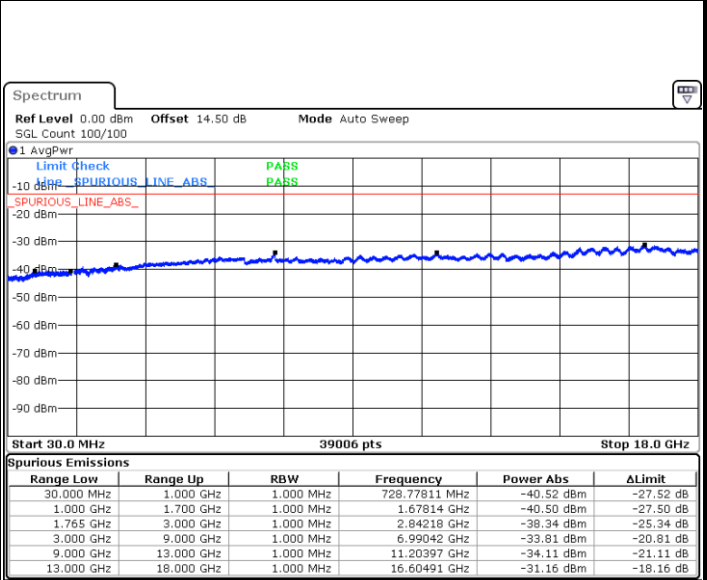
LTE Band 4 / 5MHz

Highest Channel / QPSK



Date: 23.APR.2018 14:43:32

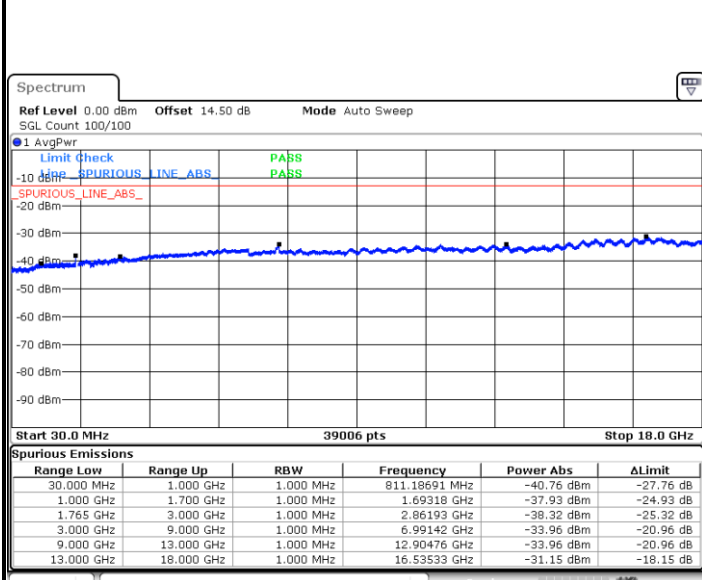
Highest Channel / 16QAM



Date: 23.APR.2018 14:44:28

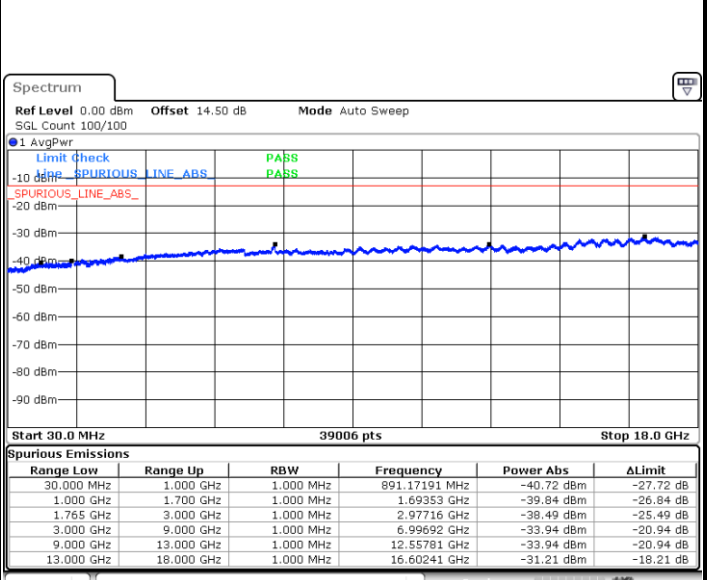
LTE Band 4 / 10MHz

Lowest Channel / QPSK



Date: 23.APR.2018 14:46:06

Lowest Channel / 16QAM



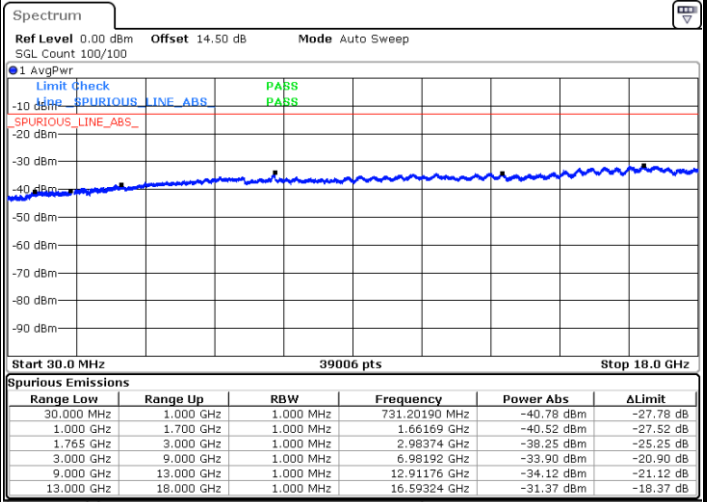
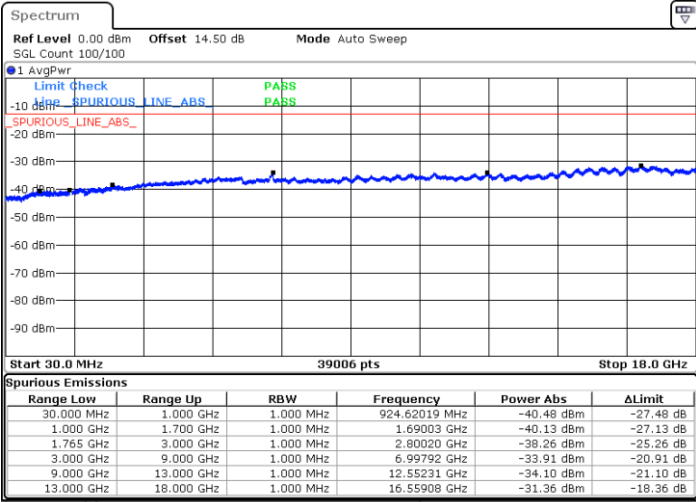
Date: 23.APR.2018 14:47:02



LTE Band 4 / 10MHz

Middle Channel / QPSK

Middle Channel / 16QAM

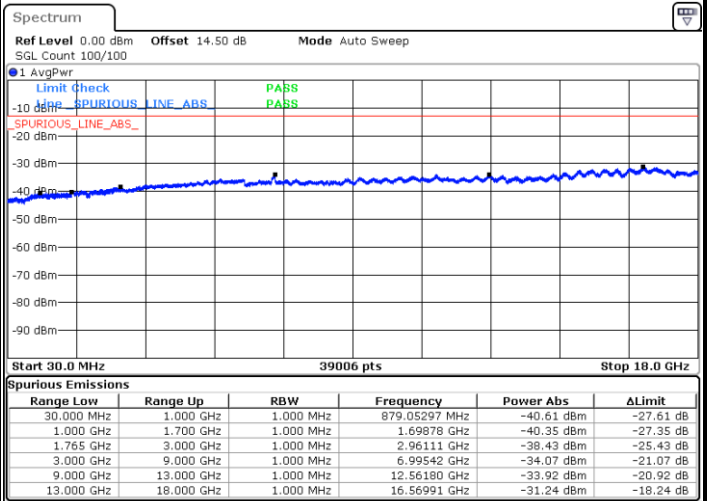
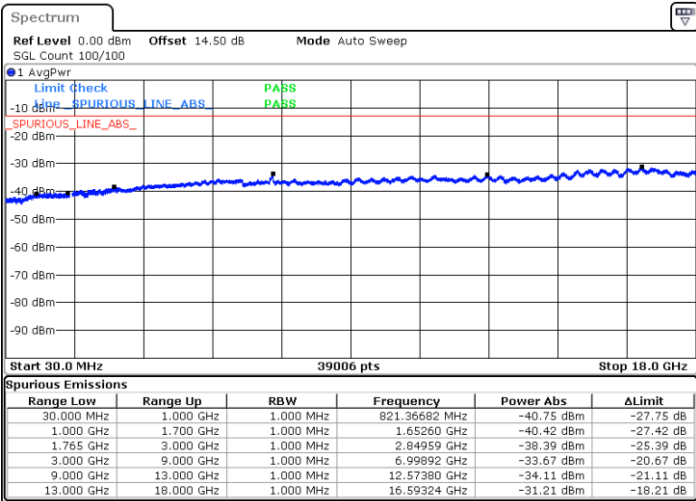


Date: 23.APR.2018 14:48:39

Date: 23.APR.2018 14:49:35

Highest Channel / QPSK

Highest Channel / 16QAM



Date: 23.APR.2018 14:51:12

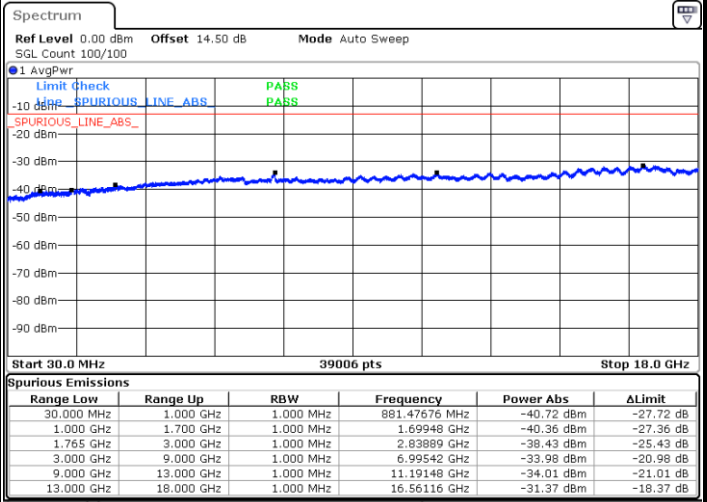
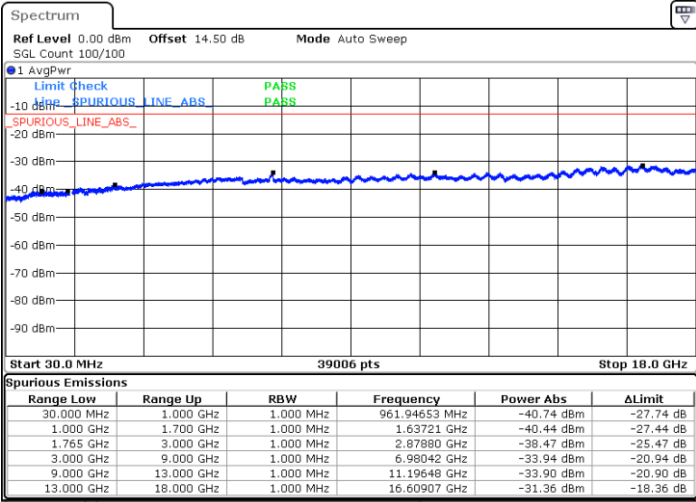
Date: 23.APR.2018 14:52:08



LTE Band 4 / 15MHz

Lowest Channel / QPSK

Lowest Channel / 16QAM

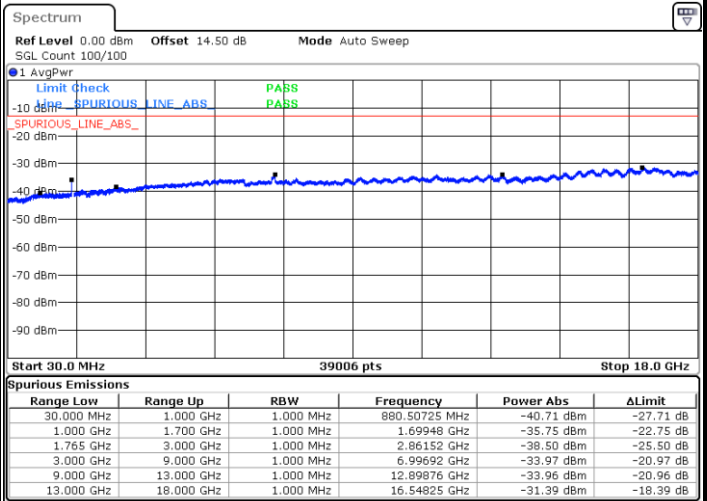
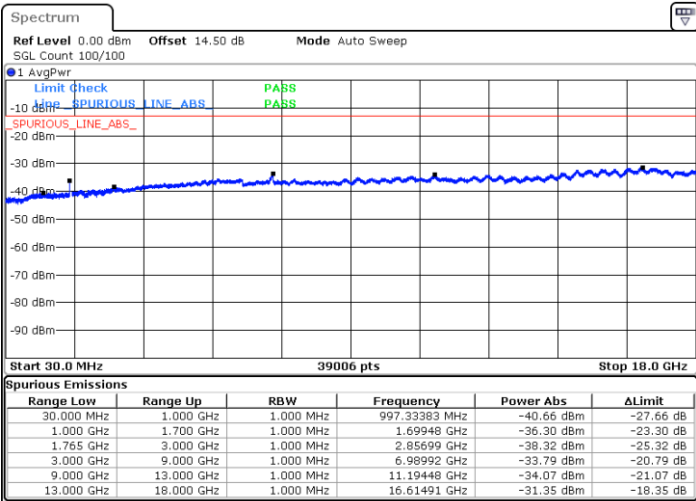


Date: 23.APR.2018 14:53:45

Date: 23.APR.2018 14:54:41

Middle Channel / QPSK

Middle Channel / 16QAM



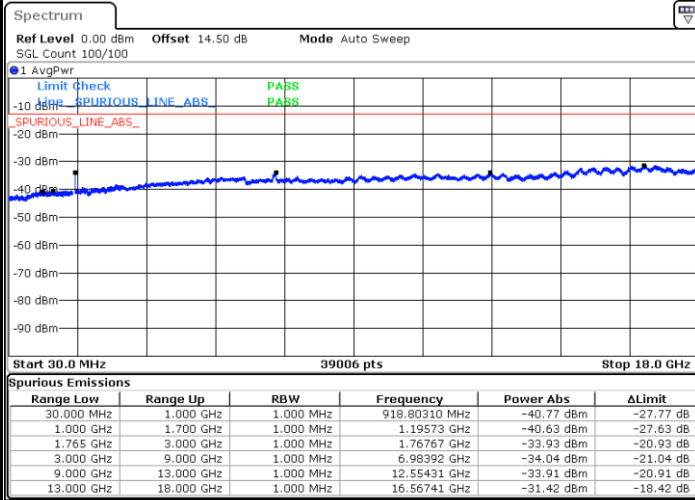
Date: 23.APR.2018 14:56:17

Date: 23.APR.2018 14:57:13



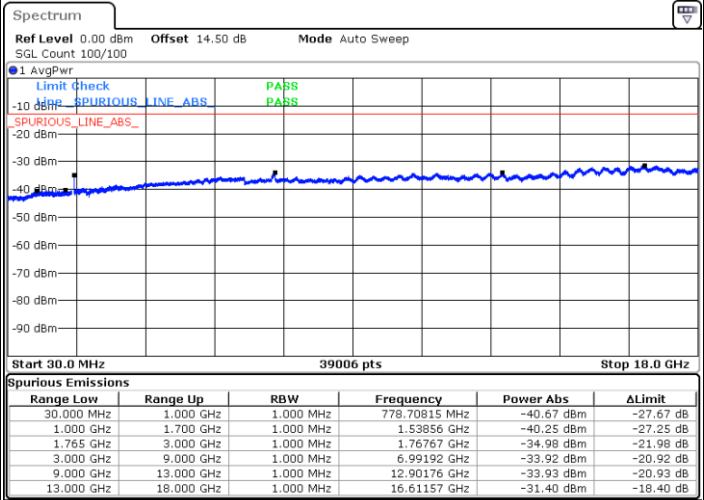
LTE Band 4 / 15MHz

Highest Channel / QPSK



Date: 23.APR.2018 14:58:50

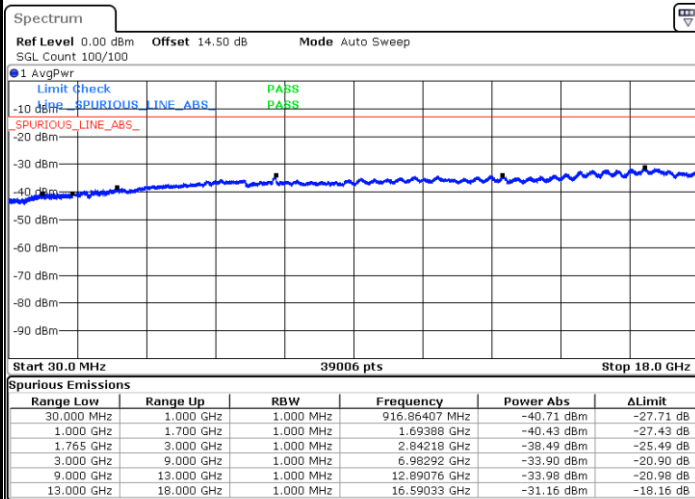
Highest Channel / 16QAM



Date: 23.APR.2018 14:59:46

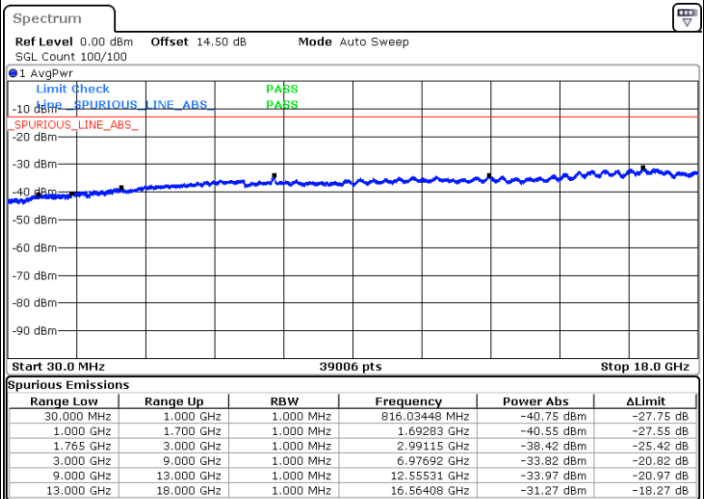
LTE Band 4 / 20MHz

Lowest Channel / QPSK



Date: 23.APR.2018 15:01:23

Lowest Channel / 16QAM



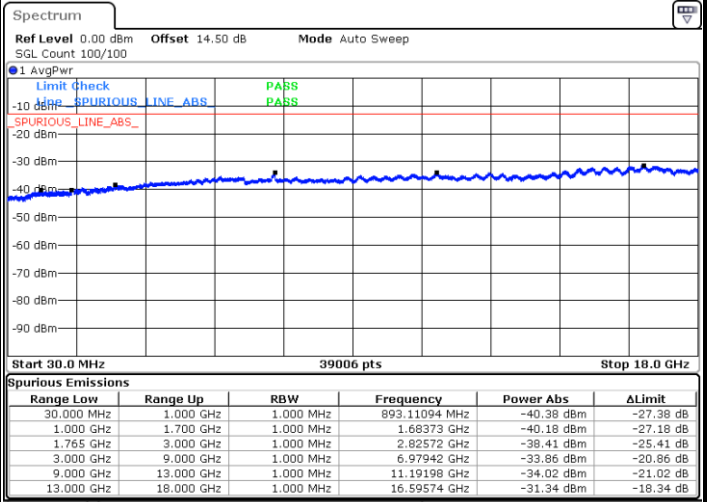
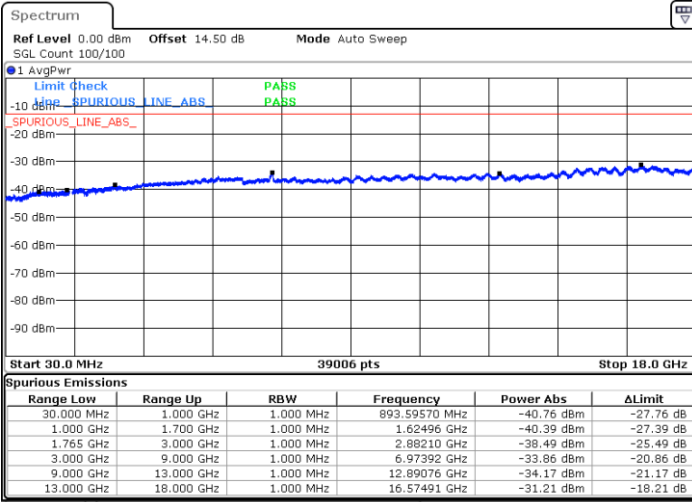
Date: 23.APR.2018 15:02:20



LTE Band 4 / 20MHz

Middle Channel / QPSK

Middle Channel / 16QAM

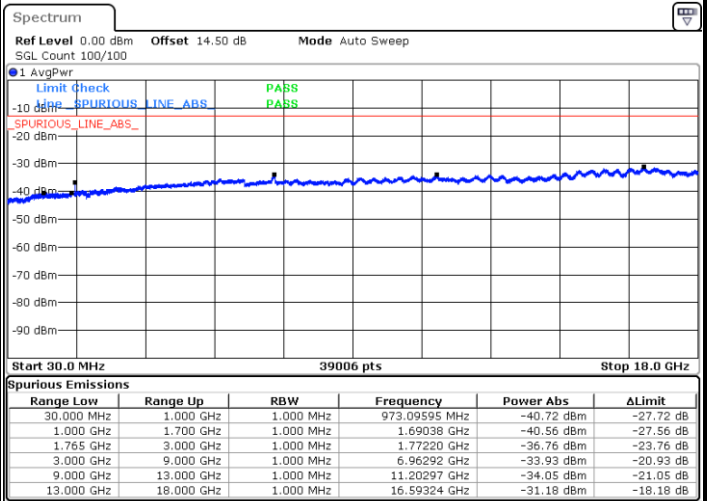
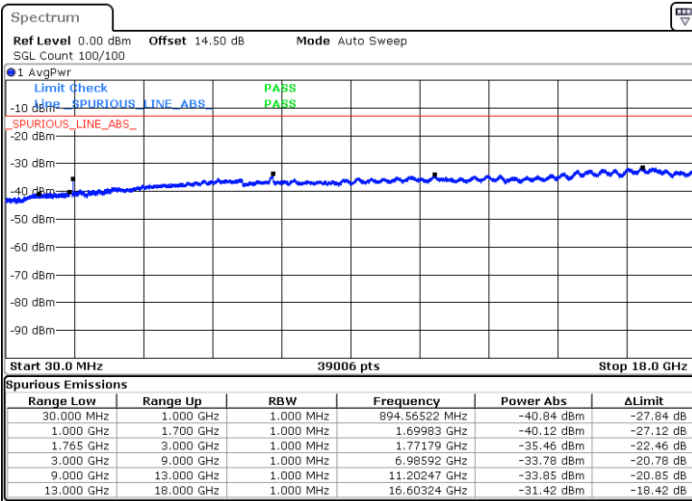


Date: 23.APR.2018 15:03:56

Date: 23.APR.2018 15:04:52

Highest Channel / QPSK

Highest Channel / 16QAM



Date: 23.APR.2018 15:06:29

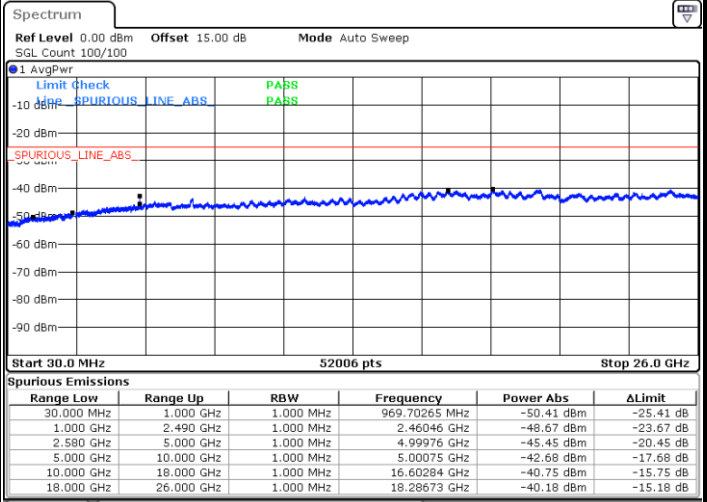
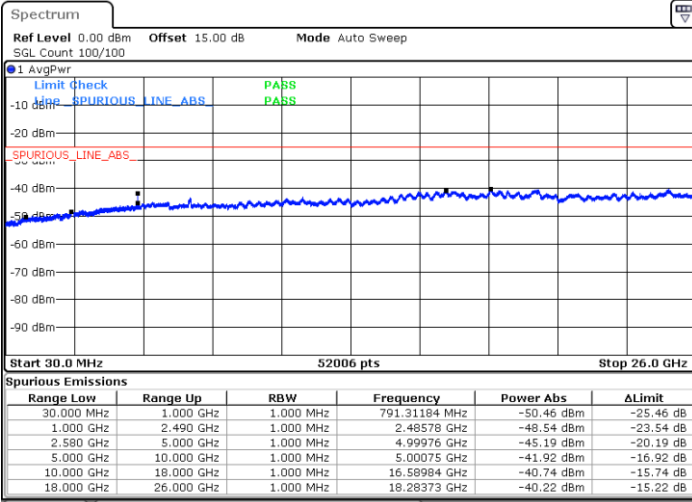
Date: 23.APR.2018 15:07:25



LTE Band 7 / 5MHz

Lowest Channel / QPSK

Lowest Channel / 16QAM

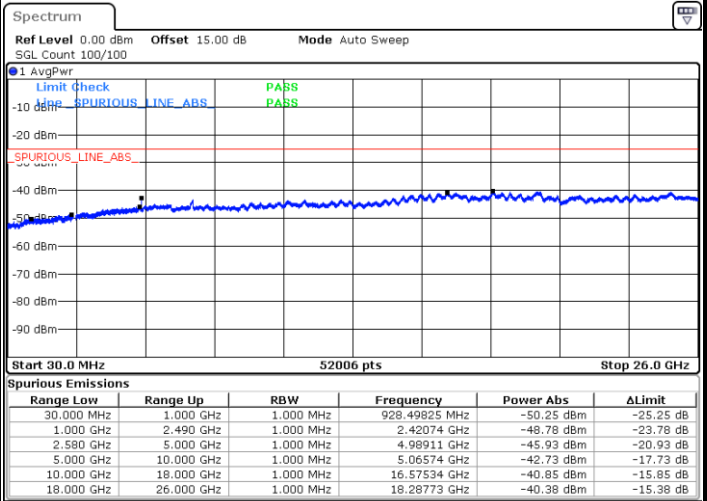
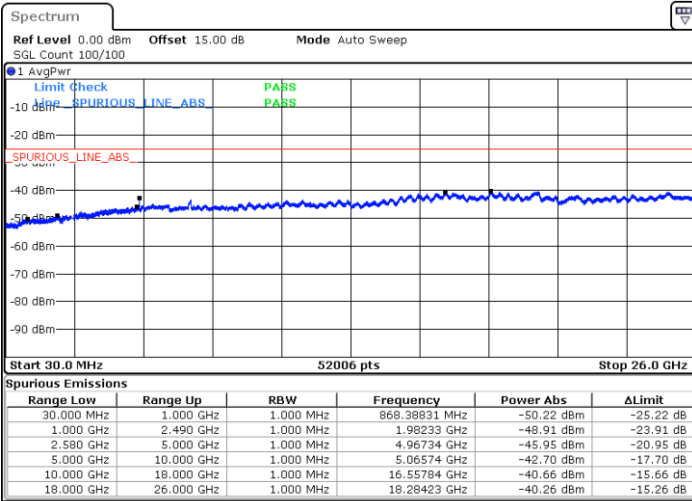


Date: 23.APR.2018 15:56:45

Date: 23.APR.2018 15:57:38

Middle Channel / QPSK

Middle Channel / 16QAM



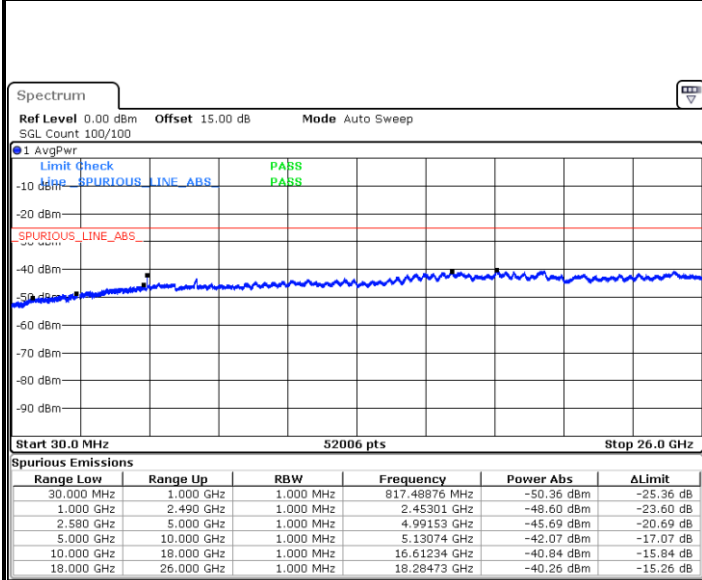
Date: 23.APR.2018 15:58:32

Date: 23.APR.2018 15:59:25



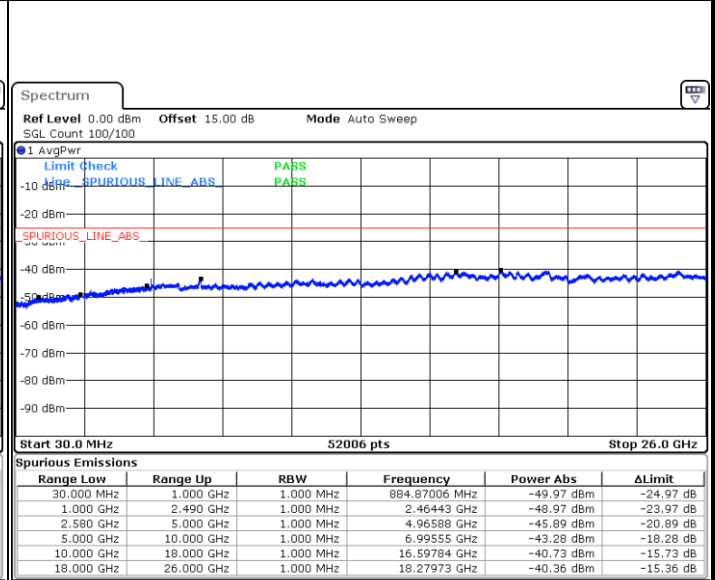
LTE Band 7 / 5MHz

Highest Channel / QPSK



Date: 23.APR.2018 16:00:18

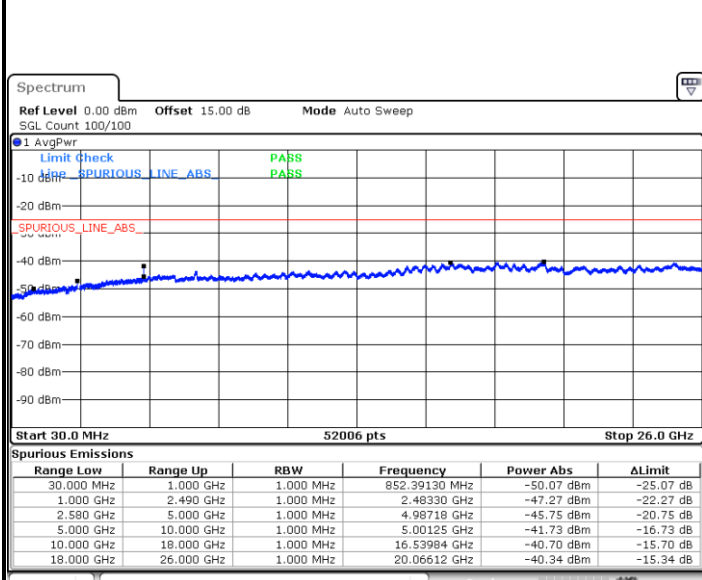
Highest Channel / 16QAM



Date: 23.APR.2018 16:01:11

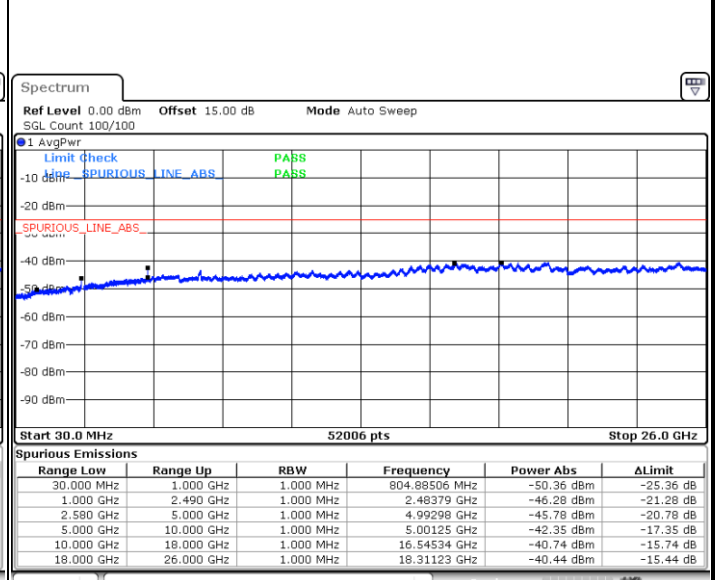
LTE Band 7 / 10MHz

Lowest Channel / QPSK



Date: 23.APR.2018 15:28:09

Lowest Channel / 16QAM



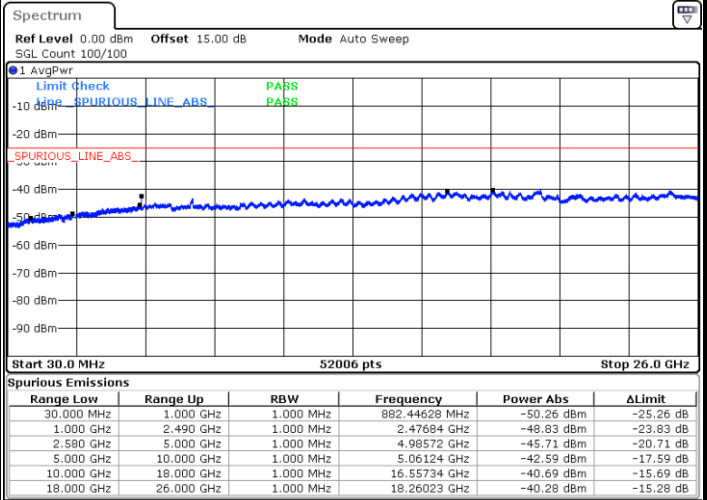
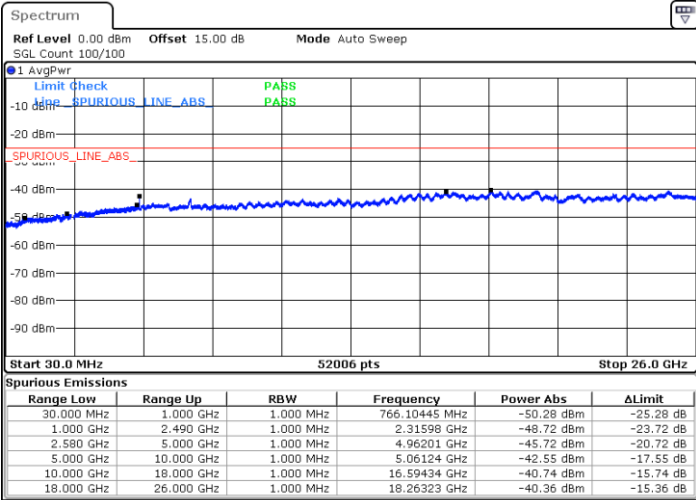
Date: 23.APR.2018 15:29:02



LTE Band 7 / 10MHz

Middle Channel / QPSK

Middle Channel / 16QAM

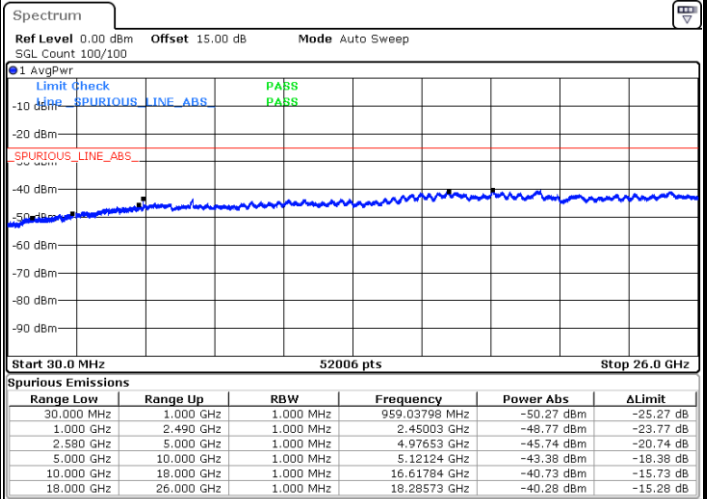
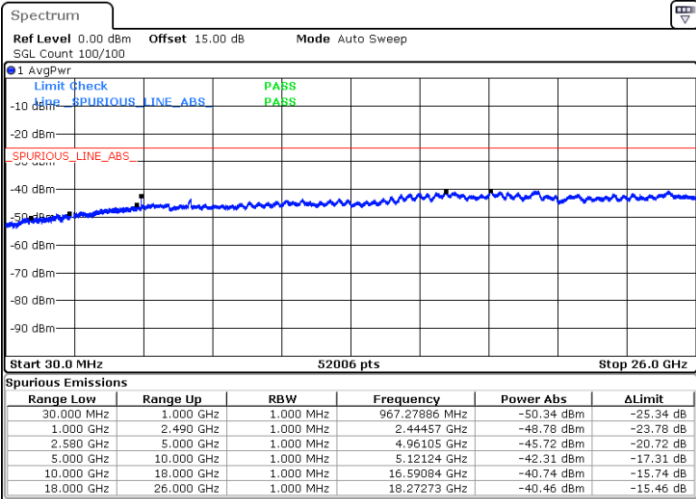


Date: 23.APR.2018 15:30:36

Date: 23.APR.2018 15:31:29

Highest Channel / QPSK

Highest Channel / 16QAM



Date: 23.APR.2018 15:33:03

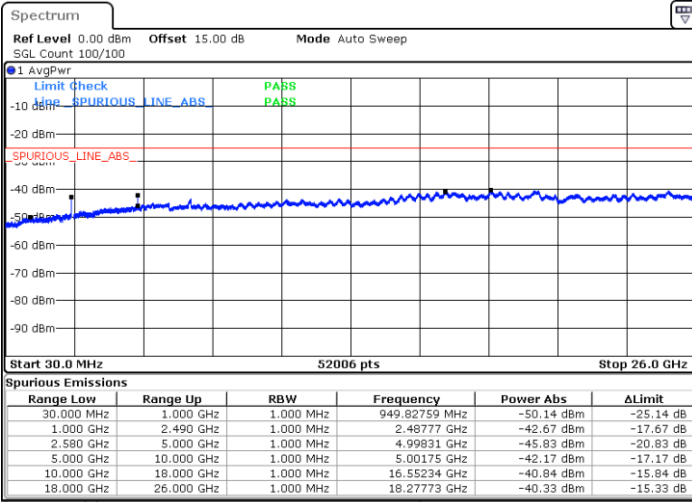
Date: 23.APR.2018 15:33:57



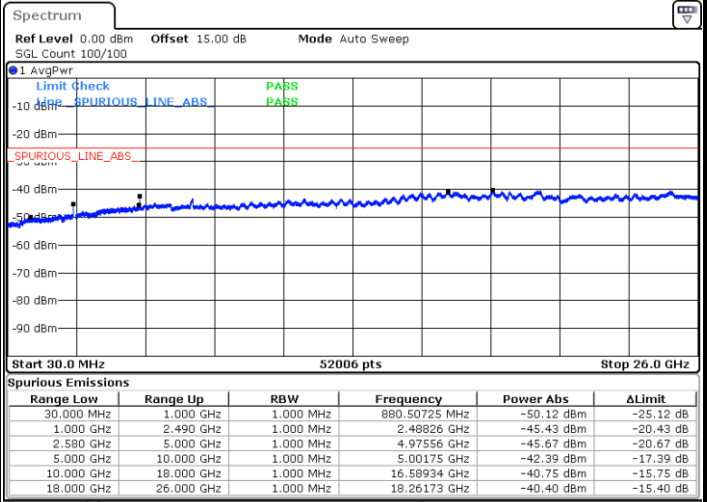
LTE Band 7 / 15MHz

Lowest Channel / QPSK

Lowest Channel / 16QAM



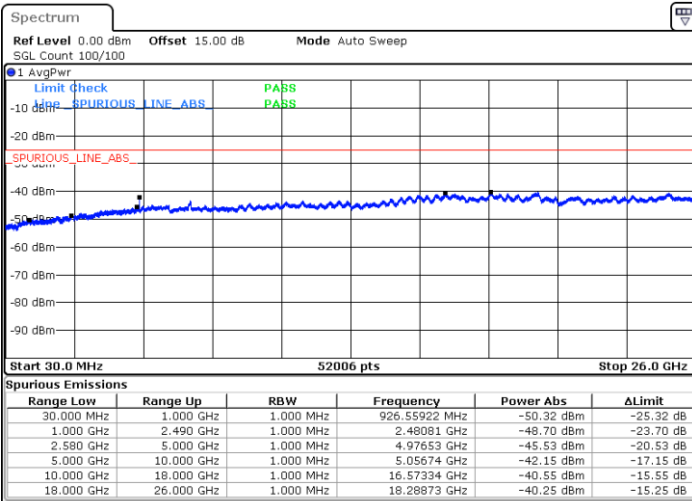
Date: 23.APR.2018 15:35:30



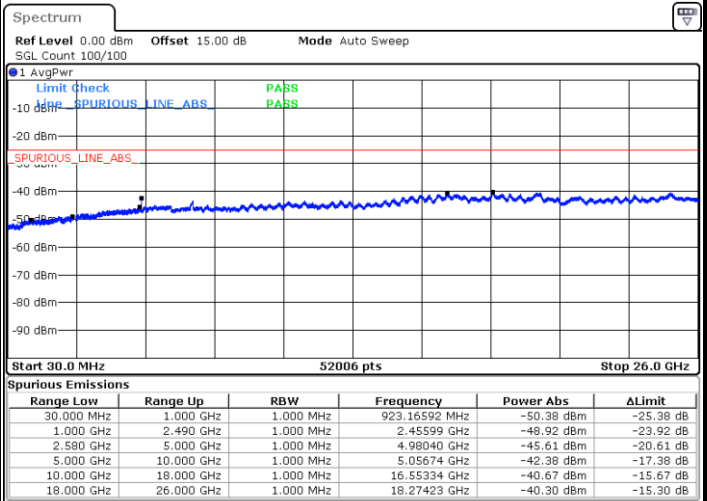
Date: 23.APR.2018 15:36:24

Middle Channel / QPSK

Middle Channel / 16QAM



Date: 23.APR.2018 16:02:05

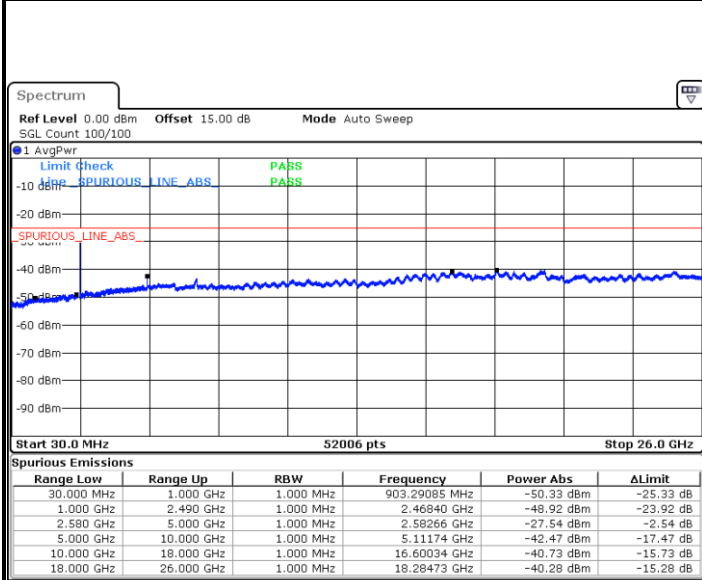


Date: 23.APR.2018 16:02:58



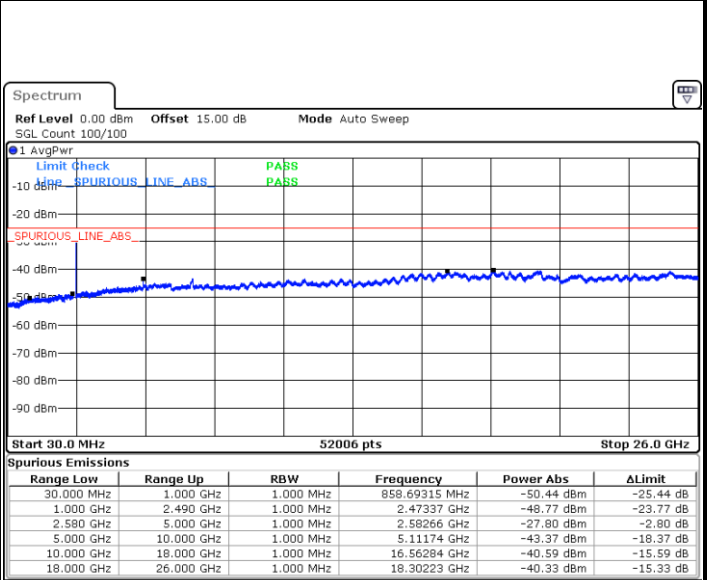
LTE Band7 / 15MHz

Highest Channel / QPSK



Date: 23.APR.2018 16:03:51

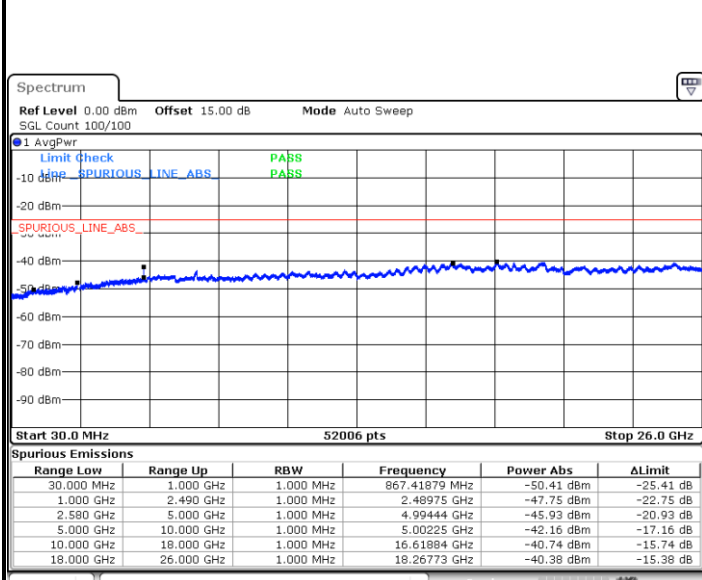
Highest Channel / 16QAM



Date: 23.APR.2018 16:04:44

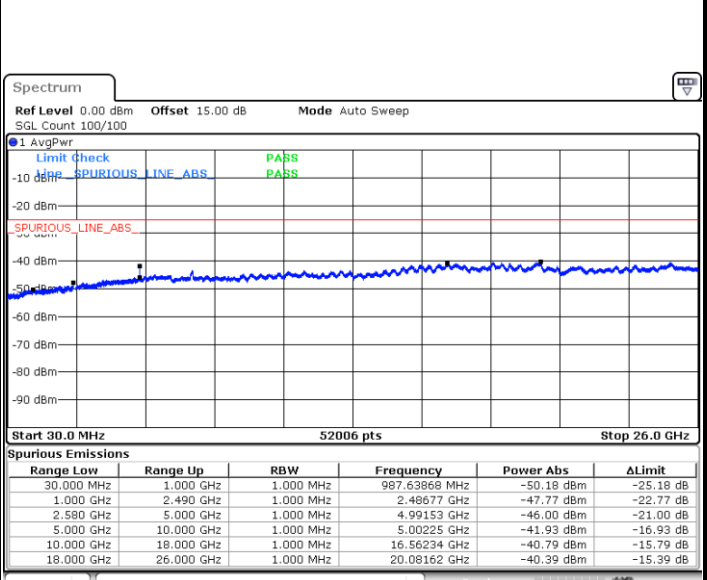
LTE Band 7 / 20MHz

Lowest Channel / QPSK



Date: 23.APR.2018 15:42:54

Lowest Channel / 16QAM



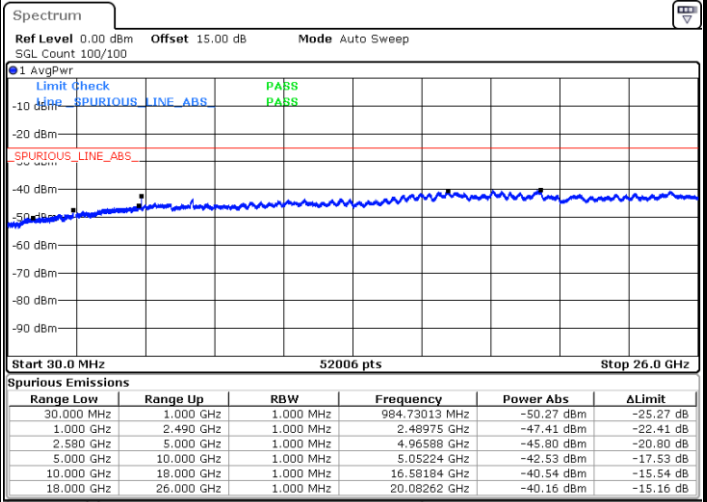
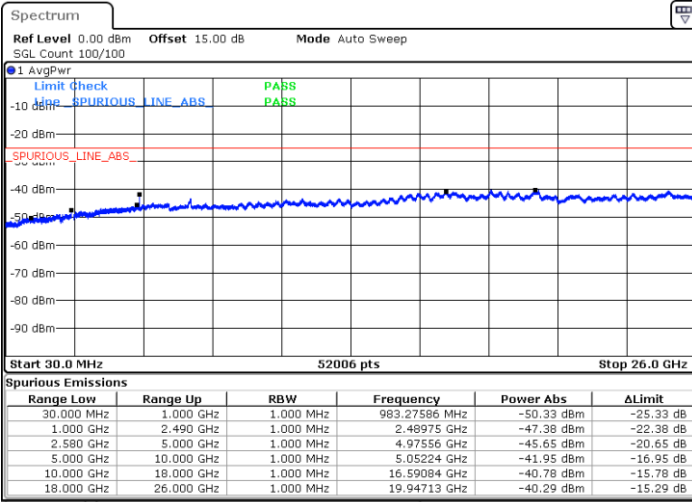
Date: 23.APR.2018 15:43:48



LTE Band 7 / 20MHz

Middle Channel / QPSK

Middle Channel / 16QAM

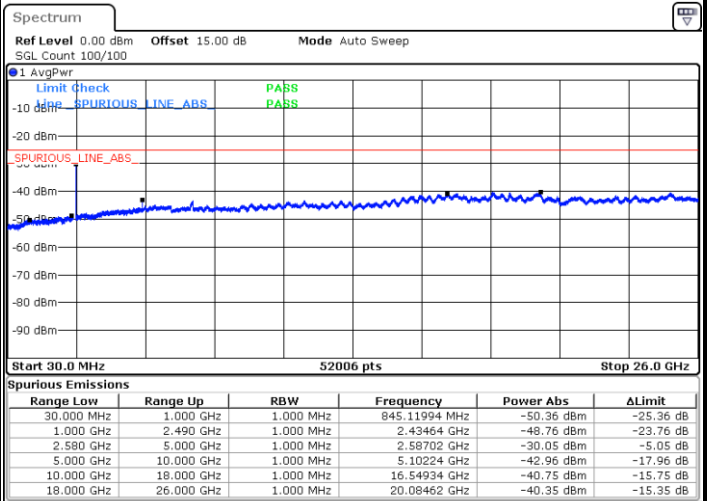
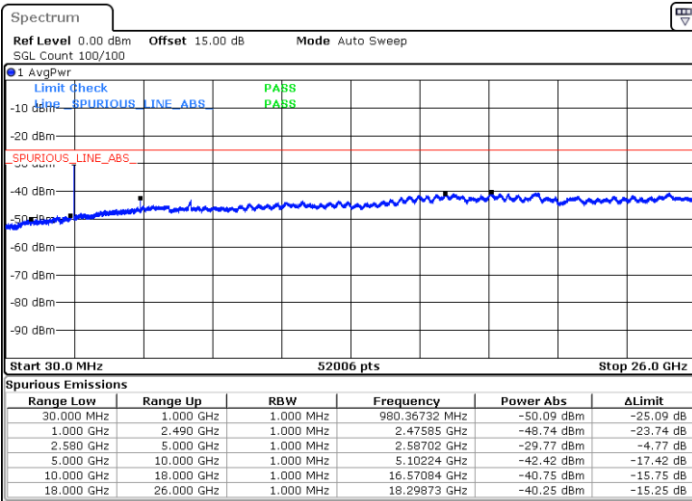


Date: 23.APR.2018 15:45:22

Date: 23.APR.2018 15:46:15

Highest Channel / QPSK

Highest Channel / 16QAM



Date: 23.APR.2018 16:05:38

Date: 23.APR.2018 16:06:31



Frequency Stability

Test Conditions		LTE Band 2 (QPSK) / Middle Channel	Limit
Temperature (°C)	Voltage (Volt)	BW 10MHz	Note 2.
		Deviation (ppm)	Result
50	Normal Voltage	0.0000	PASS
40	Normal Voltage	0.0021	
30	Normal Voltage	0.0011	
20(Ref.)	Normal Voltage	0.0000	
10	Normal Voltage	0.0133	
0	Normal Voltage	0.0106	
-10	Normal Voltage	0.0011	
-20	Normal Voltage	0.0117	
-30	Normal Voltage	0.0021	
20	Maximum Voltage	0.0005	
20	Normal Voltage	0.0000	
20	Battery End Point	0.0005	

Note:

1. Normal Voltage =3.85 V. ; Battery End Point (BEP) =3.6 V. ; Maximum Voltage =4.4 V.
2. Note: The frequency fundamental emissions stay within the authorized frequency block.



Test Conditions		LTE Band 4 (QPSK) / Middle Channel	Limit
Temperature (°C)	Voltage (Volt)	BW 10MHz	Note 2.
		Deviation (ppm)	Result
50	Normal Voltage	0.0110	PASS
40	Normal Voltage	0.0029	
30	Normal Voltage	0.0012	
20(Ref.)	Normal Voltage	0.0000	
10	Normal Voltage	0.0098	
0	Normal Voltage	0.0006	
-10	Normal Voltage	0.0121	
-20	Normal Voltage	0.0104	
-30	Normal Voltage	0.0092	
20	Maximum Voltage	0.0000	
20	Normal Voltage	0.0000	
20	Battery End Point	0.0012	

Note:

1. Normal Voltage =3.85 V. ; Battery End Point (BEP) =3.6 V. ; Maximum Voltage =4.4 V.
2. Note: The frequency fundamental emissions stay within the authorized frequency block.



Test Conditions		LTE Band 7 (QPSK) / Middle Channel	Limit
Temperature (°C)	Voltage (Volt)	BW 10MHz	Note 2.
		Deviation (ppm)	Result
50	Normal Voltage	0.0004	PASS
40	Normal Voltage	0.0079	
30	Normal Voltage	0.0063	
20(Ref.)	Normal Voltage	0.0000	
10	Normal Voltage	0.0083	
0	Normal Voltage	0.0004	
-10	Normal Voltage	0.0004	
-20	Normal Voltage	0.0008	
-30	Normal Voltage	0.0004	
20	Maximum Voltage	0.0099	
20	Normal Voltage	0.0000	
20	Battery End Point	0.0079	

Note:

1. Normal Voltage =3.85 V. ; Battery End Point (BEP) =3.6 V. ; Maximum Voltage =4.4 V.
2. Note: The frequency fundamental emissions stay within the authorized frequency block.



Appendix B. Test Results of Radiated Test

Radiated Spurious Emission

LTE Band 2 / 1.4MHz / QPSK / RB Size 1 Offset 0									
Channel	Frequency (MHz)	EIRP (dBm)	Limit (dBm)	Over Limit (dB)	SPA Reading (dBm)	S.G. Power (dBm)	TX Cable loss (dB)	TX Antenna Gain (dBi)	Polarization (H/V)
Middle	3758.74	-36.24	-13	-23.24	-48.46	-43.48	5.36	12.60	H
	5638.11	-49.81	-13	-36.81	-65.69	-55.39	7.52	13.10	H
	7517.48	-54.25	-13	-41.25	-72.57	-57.74	7.85	11.34	H
	9396.85	-50.53	-13	-37.53	-73.96	-54.12	8.31	11.90	H
	11276.22	-54.84	-13	-41.84	-77.89	-57.50	8.84	11.50	H
	3758.74	-33.43	-13	-20.43	-47.76	-40.67	5.36	12.60	V
	5638.11	-49.70	-13	-36.70	-66.02	-55.28	7.52	13.10	V
	7517.48	-53.33	-13	-40.33	-71.55	-56.82	7.85	11.34	V
	9396.85	-51.88	-13	-38.88	-74.69	-55.47	8.31	11.90	V
	11276.22	-46.22	-13	-33.22	-69.02	-48.88	8.84	11.50	V

Remark: Spurious emissions within 30-1000MHz were found more than 20dB below limit line.

LTE Band 2 / 3MHz / QPSK / RB Size 1 Offset 0									
Channel	Frequency (MHz)	EIRP (dBm)	Limit (dBm)	Over Limit (dB)	SPA Reading (dBm)	S.G. Power (dBm)	TX Cable loss (dB)	TX Antenna Gain (dBi)	Polarization (H/V)
Middle	3757.3	-35.22	-13	-22.22	-47.52	-42.46	5.36	12.60	H
	5635.95	-52.04	-13	-39.04	-67.92	-57.62	7.52	13.10	H
	7514.6	-57.57	-13	-44.57	-75.89	-61.06	7.85	11.34	H
	9393.25	-51.78	-13	-38.78	-75.21	-55.37	8.31	11.90	H
	11271.9	-53.80	-13	-40.80	-76.85	-56.46	8.84	11.50	H
	3757.3	-34.96	-13	-21.96	-49.09	-42.20	5.36	12.60	V
	5635.95	-50.45	-13	-37.45	-66.77	-56.03	7.52	13.10	V
	7514.6	-54.67	-13	-41.67	-72.89	-58.16	7.85	11.34	V
	9393.25	-50.71	-13	-37.71	-73.52	-54.30	8.31	11.90	V
	11271.9	-45.59	-13	-32.59	-68.39	-48.25	8.84	11.50	V

Remark: Spurious emissions within 30-1000MHz were found more than 20dB below limit line.



LTE Band 2 / 5MHz / QPSK / RB Size 1 Offset 0									
Channel	Frequency (MHz)	EIRP (dBm)	Limit (dBm)	Over Limit (dB)	SPA Reading (dBm)	S.G. Power (dBm)	TX Cable loss (dB)	TX Antenna Gain (dBi)	Polarization (H/V)
Middle	3755.5	-36.70	-13	-23.70	-48.84	-43.94	5.36	12.60	H
	5633.25	-52.11	-13	-39.11	-67.99	-57.69	7.52	13.10	H
	7511	-57.12	-13	-44.12	-75.44	-60.61	7.85	11.34	H
	9388.75	-51.97	-13	-38.97	-75.40	-55.56	8.31	11.90	H
	11266.5	-52.29	-13	-39.29	-75.34	-54.95	8.84	11.50	H
	3755.5	-36.52	-13	-23.52	-50.42	-43.76	5.36	12.60	V
	5633.25	-52.61	-13	-39.61	-68.93	-58.19	7.52	13.10	V
	7511	-55.03	-13	-42.03	-73.25	-58.52	7.85	11.34	V
	9388.75	-50.06	-13	-37.06	-72.87	-53.65	8.31	11.90	V
11266.5	-44.53	-13	-31.53	-67.33	-47.19	8.84	11.50	V	

Remark: Spurious emissions within 30-1000MHz were found more than 20dB below limit line.

LTE Band 2 / 10MHz / QPSK / RB Size 1 Offset 0									
Channel	Frequency (MHz)	EIRP (dBm)	Limit (dBm)	Over Limit (dB)	SPA Reading (dBm)	S.G. Power (dBm)	TX Cable loss (dB)	TX Antenna Gain (dBi)	Polarization (H/V)
Middle	3751	-36.01	-13	-23.01	-48.27	-43.25	5.36	12.60	H
	5626.5	-50.81	-13	-37.81	-66.69	-56.39	7.52	13.10	H
	7502	-57.00	-13	-44.00	-75.32	-60.49	7.85	11.34	H
	9377.5	-52.59	-13	-39.59	-76.02	-56.18	8.31	11.90	H
	11253	-53.40	-13	-40.40	-76.45	-56.06	8.84	11.50	H
	3751	-37.22	-13	-24.22	-51.01	-44.46	5.36	12.60	V
	5626.5	-50.60	-13	-37.60	-66.92	-56.18	7.52	13.10	V
	7502	-55.77	-13	-42.77	-73.99	-59.26	7.85	11.34	V
	9377.5	-51.25	-13	-38.25	-74.06	-54.84	8.31	11.90	V
11253	-46.02	-13	-33.02	-68.82	-48.68	8.84	11.50	V	

Remark: Spurious emissions within 30-1000MHz were found more than 20dB below limit line.



LTE Band 2 / 15MHz / QPSK / RB Size 1 Offset 0									
Channel	Frequency (MHz)	EIRP (dBm)	Limit (dBm)	Over Limit (dB)	SPA Reading (dBm)	S.G. Power (dBm)	TX Cable loss (dB)	TX Antenna Gain (dBi)	Polarization (H/V)
Middle	3746.5	-35.88	-13	-22.88	-48.15	-43.12	5.36	12.60	H
	5619.75	-49.94	-13	-36.94	-65.82	-55.52	7.52	13.10	H
	7493	-56.75	-13	-43.75	-75.07	-60.24	7.85	11.34	H
	9366.25	-50.92	-13	-37.92	-74.35	-54.51	8.31	11.90	H
	11239.5	-54.29	-13	-41.29	-77.34	-56.95	8.84	11.50	H
	3746.5	-34.47	-13	-21.47	-48.66	-41.71	5.36	12.60	V
	5619.75	-49.02	-13	-36.02	-65.34	-54.60	7.52	13.10	V
	7493	-54.71	-13	-41.71	-72.93	-58.20	7.85	11.34	V
	9366.25	-52.98	-13	-39.98	-75.79	-56.57	8.31	11.90	V
	11239.5	-49.14	-13	-36.14	-71.94	-51.80	8.84	11.50	V

Remark: Spurious emissions within 30-1000MHz were found more than 20dB below limit line.

LTE Band 2 / 20MHz / QPSK / RB Size 1 Offset 0									
Channel	Frequency (MHz)	EIRP (dBm)	Limit (dBm)	Over Limit (dB)	SPA Reading (dBm)	S.G. Power (dBm)	TX Cable loss (dB)	TX Antenna Gain (dBi)	Polarization (H/V)
Middle	3742	-42.34	-13	-29.34	-53.59	-49.58	5.36	12.60	H
	5613	-51.14	-13	-38.14	-67.02	-56.72	7.52	13.10	H
	7484	-59.59	-13	-46.59	-77.91	-63.08	7.85	11.34	H
	9355	-55.18	-13	-42.18	-78.61	-58.77	8.31	11.90	H
	11226	-56.26	-13	-43.26	-79.31	-58.92	8.84	11.50	H
	3742	-43.05	-13	-30.05	-55.52	-50.29	5.36	12.60	V
	5613	-53.01	-13	-40.01	-69.33	-58.59	7.52	13.10	V
	7484	-58.88	-13	-45.88	-77.1	-62.37	7.85	11.34	V
	9355	-54.83	-13	-41.83	-77.64	-58.42	8.31	11.90	V
	11226	-50.72	-13	-37.72	-73.52	-53.38	8.84	11.50	V

Remark: Spurious emissions within 30-1000MHz were found more than 20dB below limit line.



LTE Band 4 / 1.4MHz / QPSK / RB Size 1 Offset 0									
Channel	Frequency (MHz)	EIRP (dBm)	Limit (dBm)	Over Limit (dB)	SPA Reading (dBm)	S.G. Power (dBm)	TX Cable loss (dB)	TX Antenna Gain (dBi)	Polarization (H/V)
Middle	3463.74	-45.03	-13	-32.03	-58.73	-53.00	4.63	12.60	H
	5195.61	-55.65	-13	-42.65	-73.58	-62.10	6.25	12.70	H
	6927.48	-59.54	-13	-46.54	-79.16	-64.31	8.23	13.00	H
	3463.74	-44.38	-13	-31.38	-57.06	-52.35	4.63	12.6	V
	5195.61	-58.46	-13	-45.46	-72.07	-64.91	6.25	12.7	V
	6927.48	-60.41	-13	-47.41	-79.53	-65.18	8.23	13	V

Remark: Spurious emissions within 30-1000MHz were found more than 20dB below limit line.

LTE Band 4 / 3MHz / QPSK / RB Size 1 Offset 0									
Channel	Frequency (MHz)	EIRP (dBm)	Limit (dBm)	Over Limit (dB)	SPA Reading (dBm)	S.G. Power (dBm)	TX Cable loss (dB)	TX Antenna Gain (dBi)	Polarization (H/V)
Middle	3462.48	-46.21	-13	-33.21	-59.91	-54.18	4.63	12.60	H
	5193.72	-55.58	-13	-42.58	-73.51	-62.03	6.25	12.70	H
	6924.96	-59.78	-13	-46.78	-79.40	-64.55	8.23	13.00	H
	3462.48	-45.93	-13	-32.93	-57.88	-53.90	4.63	12.6	V
	5193.72	-59.40	-13	-46.40	-73.01	-65.85	6.25	12.7	V
	6924.96	-60.35	-13	-47.35	-79.47	-65.12	8.23	13	V

Remark: Spurious emissions within 30-1000MHz were found more than 20dB below limit line.

LTE Band 4 / 5MHz / QPSK / RB Size 1 Offset 0									
Channel	Frequency (MHz)	EIRP (dBm)	Limit (dBm)	Over Limit (dB)	SPA Reading (dBm)	S.G. Power (dBm)	TX Cable loss (dB)	TX Antenna Gain (dBi)	Polarization (H/V)
Middle	3460.68	-45.12	-13	-32.12	-58.82	-53.09	4.63	12.60	H
	5191.02	-55.59	-13	-42.59	-73.52	-62.04	6.25	12.70	H
	6921.36	-59.62	-13	-46.62	-79.24	-64.39	8.23	13.00	H
	3460.68	-43.19	-13	-30.19	-56.1	-51.16	4.63	12.6	V
	5191.02	-59.37	-13	-46.37	-72.98	-65.82	6.25	12.7	V
	6921.36	-59.90	-13	-46.90	-79.02	-64.67	8.23	13	V

Remark: Spurious emissions within 30-1000MHz were found more than 20dB below limit line.



LTE Band 4 / 10MHz / QPSK / RB Size 1 Offset 0									
Channel	Frequency (MHz)	EIRP (dBm)	Limit (dBm)	Over Limit (dB)	SPA Reading (dBm)	S.G. Power (dBm)	TX Cable loss (dB)	TX Antenna Gain (dBi)	Polarization (H/V)
Middle	3456.18	-46.03	-13	-33.03	-59.73	-54.00	4.63	12.60	H
	5184.27	-55.44	-13	-42.44	-73.37	-61.89	6.25	12.70	H
	6912.36	-59.44	-13	-46.44	-79.06	-64.21	8.23	13.00	H
	3456.18	-43.49	-13	-30.49	-56.38	-51.46	4.63	12.6	V
	5184.27	-61.48	-13	-48.48	-75.09	-67.93	6.25	12.7	V
	6912.36	-60.17	-13	-47.17	-79.29	-64.94	8.23	13	V

Remark: Spurious emissions within 30-1000MHz were found more than 20dB below limit line.

LTE Band 4 / 15MHz / QPSK / RB Size 1 Offset 0									
Channel	Frequency (MHz)	EIRP (dBm)	Limit (dBm)	Over Limit (dB)	SPA Reading (dBm)	S.G. Power (dBm)	TX Cable loss (dB)	TX Antenna Gain (dBi)	Polarization (H/V)
Middle	3451.68	-46.51	-13	-33.51	-60.21	-54.48	4.63	12.60	H
	5177.52	-57.78	-13	-44.78	-75.71	-64.23	6.25	12.70	H
	6903.36	-59.46	-13	-46.46	-79.08	-64.23	8.23	13.00	H
	3451.68	-43.68	-13	-30.68	-56.56	-51.65	4.63	12.6	V
	5177.52	-62.14	-13	-49.14	-75.75	-68.59	6.25	12.7	V
	6903.36	-60.15	-13	-47.15	-79.27	-64.92	8.23	13	V

Remark: Spurious emissions within 30-1000MHz were found more than 20dB below limit line.

LTE Band 4 / 20MHz / QPSK / RB Size 1 Offset 0									
Channel	Frequency (MHz)	EIRP (dBm)	Limit (dBm)	Over Limit (dB)	SPA Reading (dBm)	S.G. Power (dBm)	TX Cable loss (dB)	TX Antenna Gain (dBi)	Polarization (H/V)
Middle	3447.18	-43.40	-13	-30.40	-57.10	-51.37	4.63	12.60	H
	5170.77	-57.83	-13	-44.83	-75.76	-64.28	6.25	12.70	H
	6894.36	-59.21	-13	-46.21	-78.83	-63.98	8.23	13.00	H
	3447.18	-43.07	-13	-30.07	-55.99	-51.04	4.63	12.6	V
	5170.77	-61.30	-13	-48.30	-74.91	-67.75	6.25	12.7	V
	6894.36	-59.05	-13	-46.05	-78.17	-63.82	8.23	13	V

Remark: Spurious emissions within 30-1000MHz were found more than 20dB below limit line.



LTE Band 7 / 5MHz / QPSK / RB Size 1 Offset 0									
Channel	Frequency (MHz)	EIRP (dBm)	Limit (dBm)	Over Limit (dB)	SPA Reading (dBm)	S.G. Power (dBm)	TX Cable loss (dB)	TX Antenna Gain (dBi)	Polarization (H/V)
Middle	5065.7	-53.09	-25	-28.09	-70.16	-59.94	6.25	13.10	H
	7598.5	-51.77	-25	-26.77	-72.64	-55.34	7.73	11.30	H
	10131.4	-53.52	-25	-28.52	-79.62	-57.18	8.44	12.10	H
	5065.7	-52.77	-25	-27.77	-69.51	-59.62	6.25	13.10	V
	7598.5	-57.33	-25	-32.33	-77.87	-60.90	7.73	11.30	V
	10131.4	-55.48	-25	-30.48	-79.77	-59.14	8.44	12.10	V

Remark: Spurious emissions within 30-1000MHz were found more than 20dB below limit line.

LTE Band 7 / 10MHz / QPSK / RB Size 1 Offset 0									
Channel	Frequency (MHz)	EIRP (dBm)	Limit (dBm)	Over Limit (dB)	SPA Reading (dBm)	S.G. Power (dBm)	TX Cable loss (dB)	TX Antenna Gain (dBi)	Polarization (H/V)
Middle	5061.2	-52.53	-25	-27.53	-69.60	-59.38	6.25	13.10	H
	7591.8	-52.85	-25	-27.85	-73.72	-56.42	7.73	11.30	H
	10122.4	-53.53	-25	-28.53	-79.63	-57.19	8.44	12.10	H
	5061.2	-52.50	-25	-27.50	-69.24	-59.35	6.25	13.10	V
	7591.8	-56.79	-25	-31.79	-77.33	-60.36	7.73	11.30	V
	10122.4	-55.19	-25	-30.19	-79.48	-58.85	8.44	12.10	V

Remark: Spurious emissions within 30-1000MHz were found more than 20dB below limit line.

LTE Band 7 / 15MHz / QPSK / RB Size 1 Offset 0									
Channel	Frequency (MHz)	EIRP (dBm)	Limit (dBm)	Over Limit (dB)	SPA Reading (dBm)	S.G. Power (dBm)	TX Cable loss (dB)	TX Antenna Gain (dBi)	Polarization (H/V)
Middle	5056.7	-51.16	-25	-26.16	-68.23	-58.01	6.25	13.10	H
	7585.0	-55.22	-25	-30.22	-76.09	-58.79	7.73	11.30	H
	10113.4	-54.40	-25	-29.40	-80.50	-58.06	8.44	12.10	H
	5056.7	-56.75	-25	-31.75	-73.49	-63.60	6.25	13.10	V
	7585.0	-58.11	-25	-33.11	-78.65	-61.68	7.73	11.30	V
	10113.4	-56.26	-25	-31.26	-80.55	-59.92	8.44	12.10	V

Remark: Spurious emissions within 30-1000MHz were found more than 20dB below limit line.



LTE Band 7 / 20MHz / QPSK / RB Size 1 Offset 0									
Channel	Frequency (MHz)	EIRP (dBm)	Limit (dBm)	Over Limit (dB)	SPA Reading (dBm)	S.G. Power (dBm)	TX Cable loss (dB)	TX Antenna Gain (dBi)	Polarization (H/V)
Middle	5052.2	-52.52	-25	-27.52	-69.59	-59.37	6.25	13.10	H
	7578.3	-56.34	-25	-31.34	-77.21	-59.91	7.73	11.30	H
	10104.4	-53.55	-25	-28.55	-79.65	-57.21	8.44	12.10	H
	5052.2	-56.48	-25	-31.48	-73.22	-63.33	6.25	13.10	V
	7578.3	-58.07	-25	-33.07	-78.61	-61.64	7.73	11.30	V
	10104.4	-55.47	-25	-30.47	-79.76	-59.13	8.44	12.10	V

Remark: Spurious emissions within 30-1000MHz were found more than 20dB below limit line.