



## **Annex B: Measurement Results**

**Project Name : X601**

**Report Number:  
FCC16083894A-6**

# MEASUREMENT 1

Type: Phone measurement (Complete)

Date of measurement: 19/8/2016

Measurement duration: 9 minutes 18 seconds

## **A. Experimental conditions.**

<b><u>Area Scan</u></b>	<u>dx=15mm dy=15mm</u>
<b><u>ZoomScan</u></b>	<u>5x5x7,dx=8mm dy=8mm dz=5mm,Complete</u>
<b><u>Phantom</u></b>	<u>Right head</u>
<b><u>Device Position</u></b>	<u>Cheek</u>
<b><u>Band</u></b>	<u>CUSTOM (GPRS850 4TX)</u>
<b><u>Channels</u></b>	<u>Middle</u>
<b><u>Signal</u></b>	<u>Duty Cycle: 1:2</u>
<b><u>Conversion factor</u></b>	<u>4.93</u>

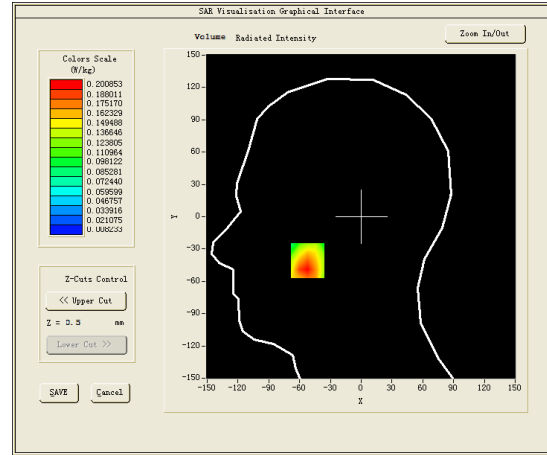
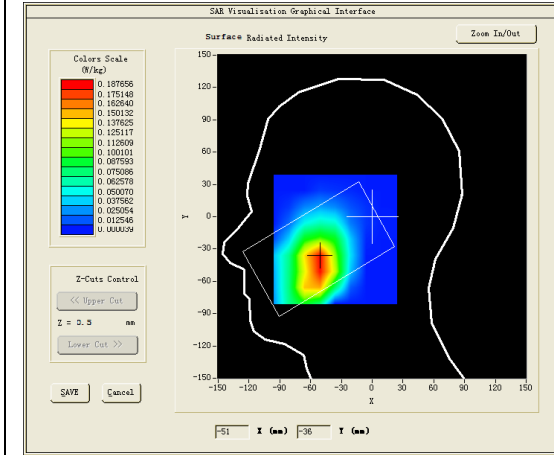
## **B. SAR Measurement Results**

Middle Band SAR (Channel 190):

<b>Frequency (MHz)</b>	836.599976
<b>Relative permittivity (real part)</b>	40.527519
<b>Relative permittivity (imaginary part)</b>	19.956440
<b>Conductivity (S/m)</b>	0.927531
<b>Variation (%)</b>	1.080000

### SURFACE SAR

### VOLUME SAR

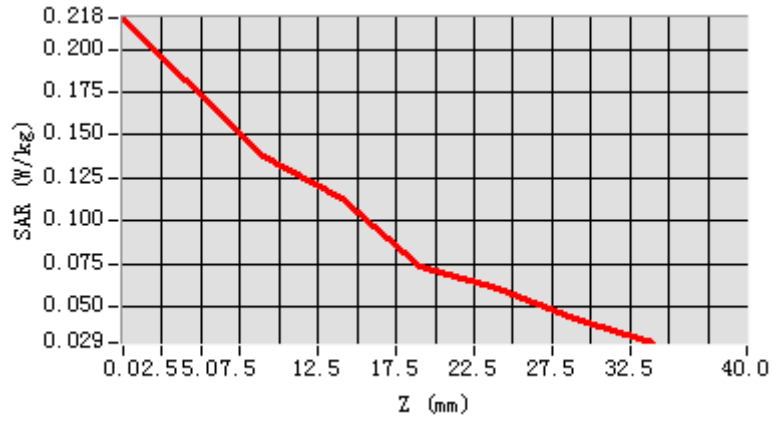


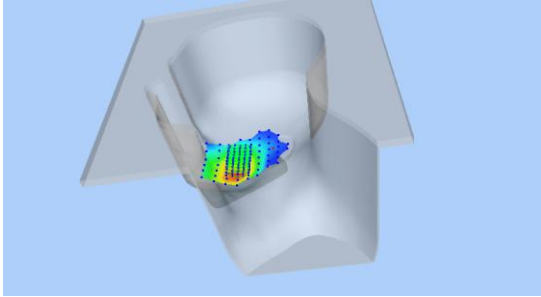
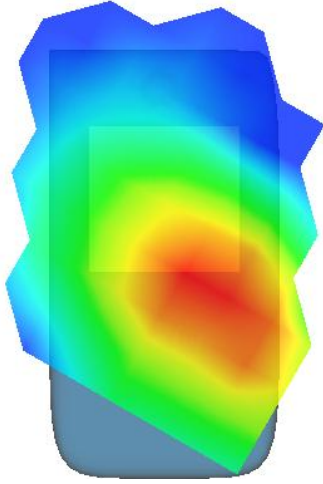
**Maximum location: X=-52.00, Y=-41.00**

**SAR Peak: 0.28 W/kg**

<b>SAR 10g (W/Kg)</b>	0.128429
<b>SAR 1g (W/Kg)</b>	0.296319

<b>Z (mm)</b>	<b>0.00</b>	<b>4.00</b>	<b>9.00</b>	<b>14.00</b>	<b>19.00</b>	<b>24.00</b>	<b>29.00</b>
<b>SAR (W/Kg)</b>	<b>0.2182</b>	<b>0.1820</b>	<b>0.1372</b>	<b>0.1130</b>	<b>0.0739</b>	<b>0.0605</b>	<b>0.0424</b>



3D screen shot	Hot spot position
	

## MEASUREMENT 2

Towards-ground-middle

Type: Phone measurement (Complete)

Date of measurement: 19/8/2016

Measurement duration: 10 minutes 46 seconds

### A. Experimental conditions.

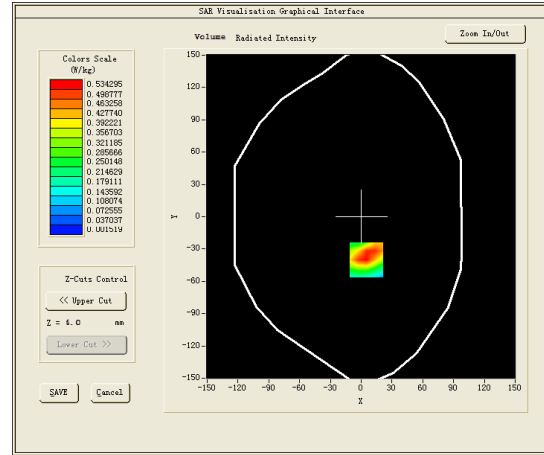
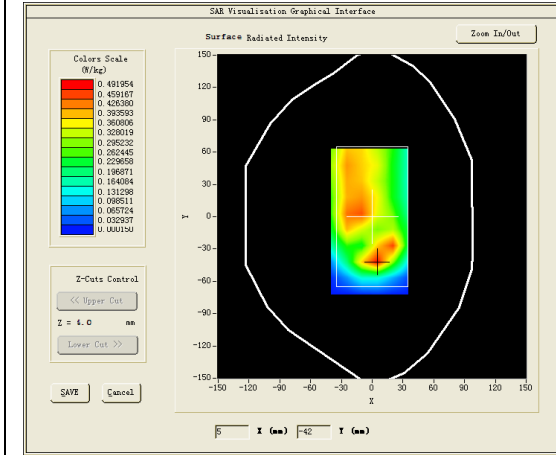
<b><u>Area Scan</u></b>	<u>dx=15mm dy=15mm</u>
<b><u>ZoomScan</u></b>	<u>5x5x7,dx=8mm dy=8mm dz=5mm,Complete</u>
<b><u>Phantom</u></b>	<u>Validation plane</u>
<b><u>Device Position</u></b>	<u>Body</u>
<b><u>Band</u></b>	<u>CUSTOM (GPRS850 4Tx)</u>
<b><u>Channels</u></b>	<u>Middle</u>
<b><u>Signal</u></b>	<u>Duty Cycle: 2.00 (Crest factor: 2.0)</u>
<b><u>Conversion factor</u></b>	<u>5.07</u>

### B. SAR Measurement Results

<b>Frequency (MHz)</b>	836.599976
<b>Relative permittivity (real part)</b>	53.395020
<b>Relative permittivity (imaginary part)</b>	21.690760
<b>Conductivity (S/m)</b>	1.008138
<b>Variation (%)</b>	0.580000

### SURFACE SAR

### VOLUME SAR

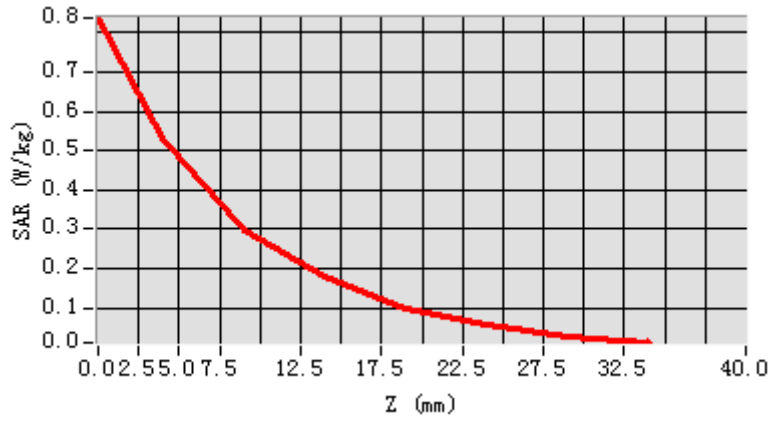


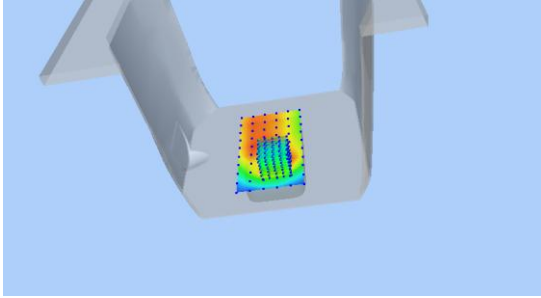
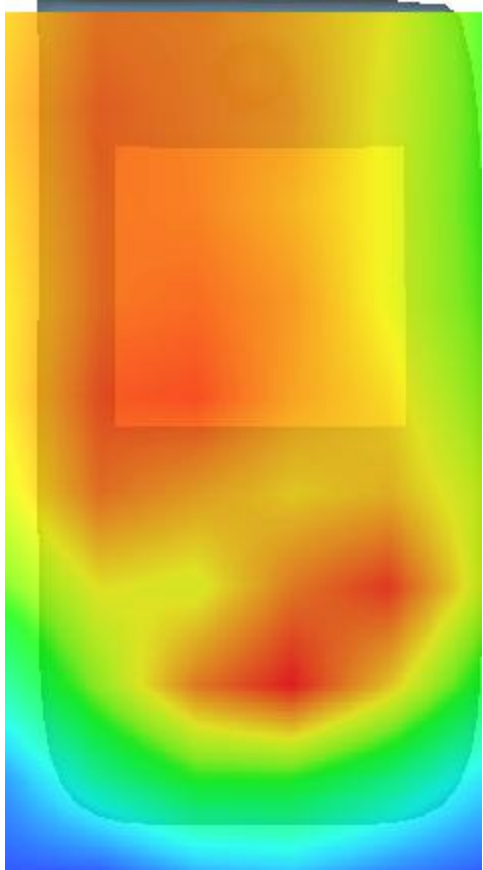
**Maximum location: X=5.00, Y=-40.00**

**SAR Peak: 0.89 W/kg**

<b>SAR 10g (W/Kg)</b>	0.282900
<b>SAR 1g (W/Kg)</b>	0.539898

Z (mm)	0.00	4.00	9.00	14.00	19.00	24.00	29.00
SAR (W/Kg)	0.8377	0.5343	0.2978	0.1783	0.1006	0.0561	0.0289



3D screen shot	Hot spot position
	

## MEASUREMENT 3

Rear Side-middle

Type: Phone measurement (Complete)

Date of measurement: 19/8/2016

Measurement duration: 10 minutes 57 seconds

### A. Experimental conditions.

<b><u>Area Scan</u></b>	<u>dx=15mm dy=15mm</u>
<b><u>ZoomScan</u></b>	<u>5x5x7,dx=8mm dy=8mm dz=5mm,Complete</u>
<b><u>Phantom</u></b>	<u>Validation plane</u>
<b><u>Device Position</u></b>	<u>Body</u>
<b><u>Band</u></b>	<u>CUSTOM (GPRS850 4Tx)</u>
<b><u>Channels</u></b>	<u>Middle</u>
<b><u>Signal</u></b>	<u>Duty Cycle: 2.00 (Crest factor: 2.0)</u>
<b><u>Conversion factor</u></b>	<u>5.07</u>

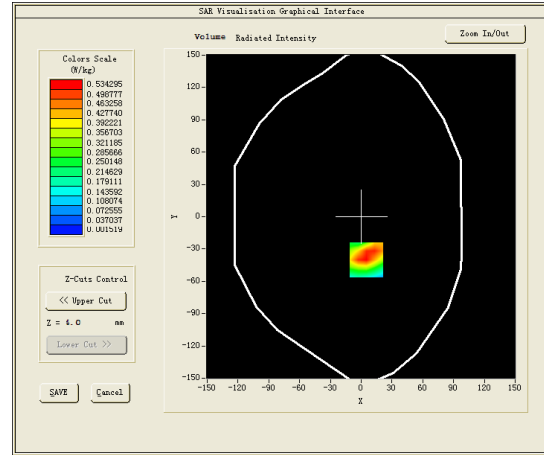
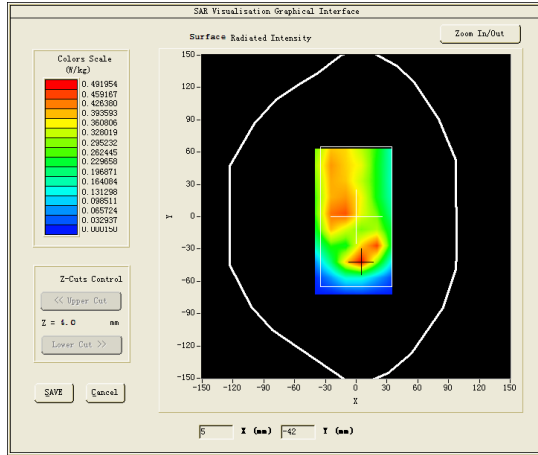
### B. SAR Measurement Results

<b>Frequency (MHz)</b>	836.599976
<b>Relative permittivity (real part)</b>	53.395020
<b>Relative permittivity (imaginary part)</b>	21.690760
<b>Conductivity (S/m)</b>	1.008138
<b>Variation (%)</b>	0.460000



### SURFACE SAR

### VOLUME SAR

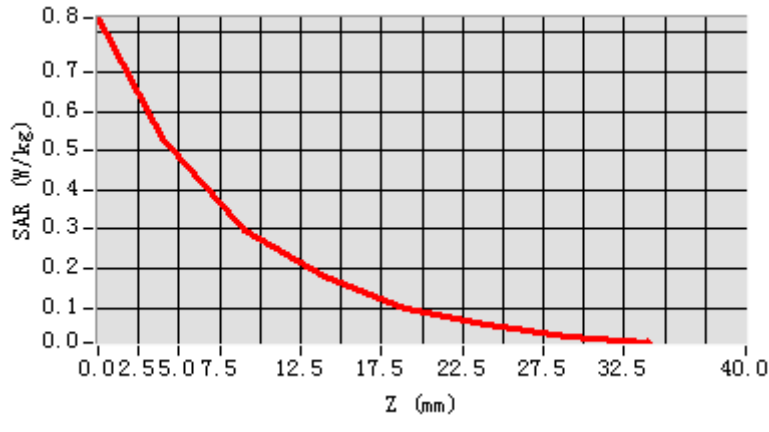


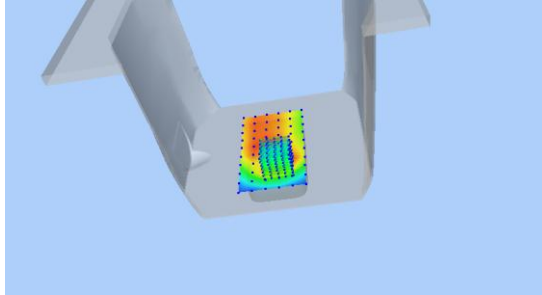
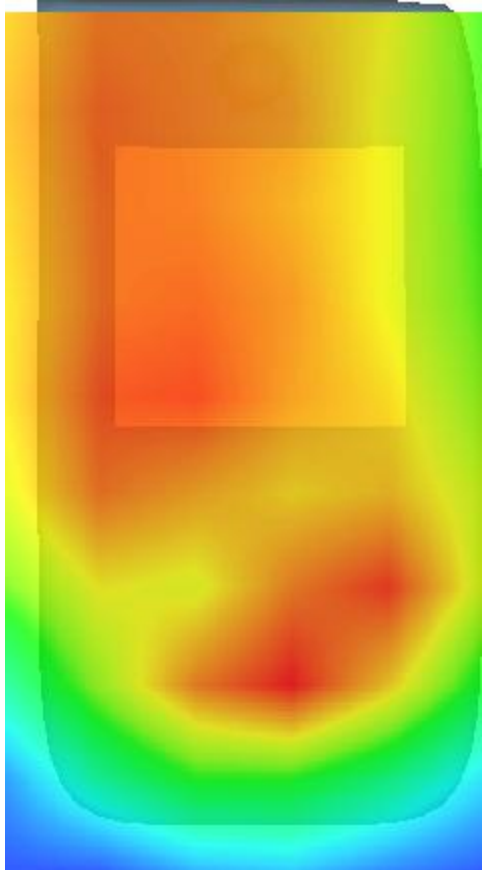
**Maximum location: X=5.00, Y=-40.00**

**SAR Peak: 0.89 W/kg**

<b>SAR 10g (W/Kg)</b>	0.272100
<b>SAR 1g (W/Kg)</b>	0.456898

<b>Z (mm)</b>	<b>0.00</b>	<b>4.00</b>	<b>9.00</b>	<b>14.00</b>	<b>19.00</b>	<b>24.00</b>	<b>29.00</b>
<b>SAR (W/Kg)</b>	<b>0.8377</b>	<b>0.5343</b>	<b>0.2978</b>	<b>0.1783</b>	<b>0.1006</b>	<b>0.0561</b>	<b>0.0289</b>



3D screen shot	Hot spot position
	

## MEASUREMENT 4

Type: Phone measurement (Complete)

Date of measurement: 24/8/2016

Measurement duration: 11 minutes 38 seconds

### **A. Experimental conditions.**

<b><u>Area Scan</u></b>	<u>dx=15mm dy=15mm</u>
<b><u>ZoomScan</u></b>	<u>5x5x7,dx=8mm dy=8mm dz=5mm,Complete</u>
<b><u>Phantom</u></b>	<u>Left head</u>
<b><u>Device Position</u></b>	<u>Cheek</u>
<b><u>Band</u></b>	<u>CUSTOM (GPRS1900 4TX)</u>
<b><u>Channels</u></b>	<u>Middle</u>
<b><u>Signal</u></b>	<u>Duty Cycle: 1:2</u>
<b><u>Conversion factor</u></b>	<u>4.63</u>

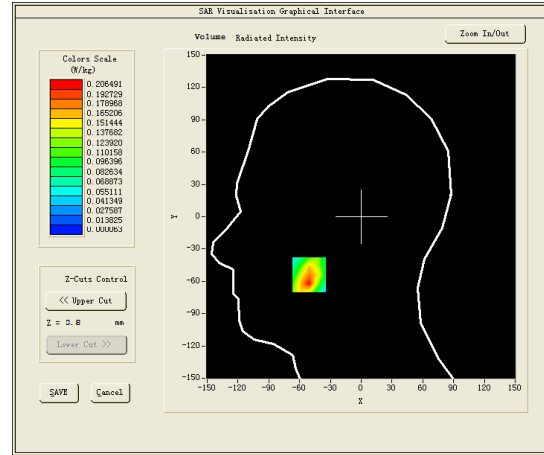
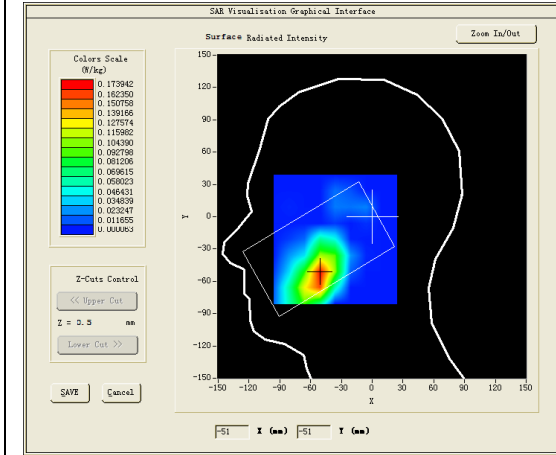
### **B. SAR Measurement Results**

Middle Band SAR (Channel 661):

<b>Frequency (MHz)</b>	1880.000000
<b>Relative permittivity (real part)</b>	40.054401
<b>Relative permittivity (imaginary part)</b>	13.497900
<b>Conductivity (S/m)</b>	1.409781
<b>Variation (%)</b>	-3.530000

### SURFACE SAR

### VOLUME SAR

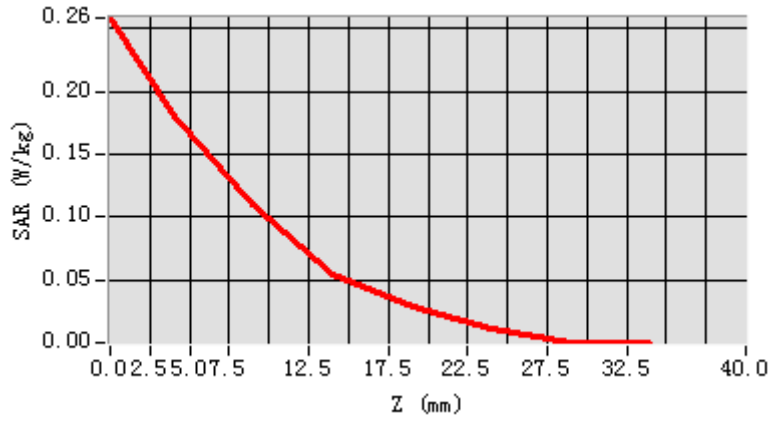


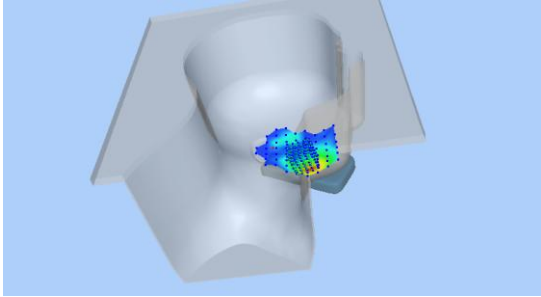
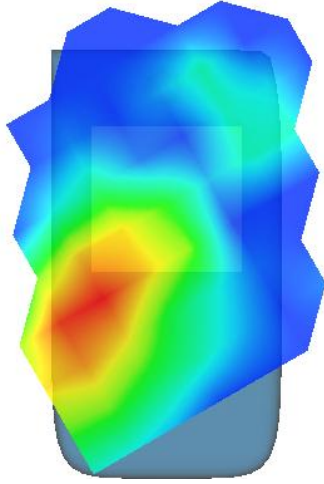
**Maximum location: X=-51.00, Y=-54.00**

**SAR Peak: 0.35 W/kg**

<b>SAR 10g (W/Kg)</b>	0.093874
<b>SAR 1g (W/Kg)</b>	0.290888

<b>Z (mm)</b>	<b>0.00</b>	<b>4.00</b>	<b>9.00</b>	<b>14.00</b>	<b>19.00</b>	<b>24.00</b>	<b>29.00</b>
<b>SAR (W/Kg)</b>	<b>0.2582</b>	<b>0.1793</b>	<b>0.1100</b>	<b>0.0537</b>	<b>0.0281</b>	<b>0.0115</b>	<b>0.0001</b>



3D screen shot	Hot spot position
	

## MEASUREMENT 5

Towards-ground-middle

Type: Phone measurement (Complete)

Date of measurement: 24/8/2016

Measurement duration: 8 minutes 49 seconds

### **A. Experimental conditions.**

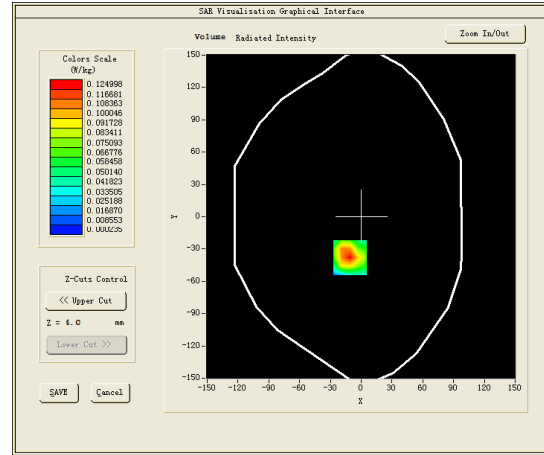
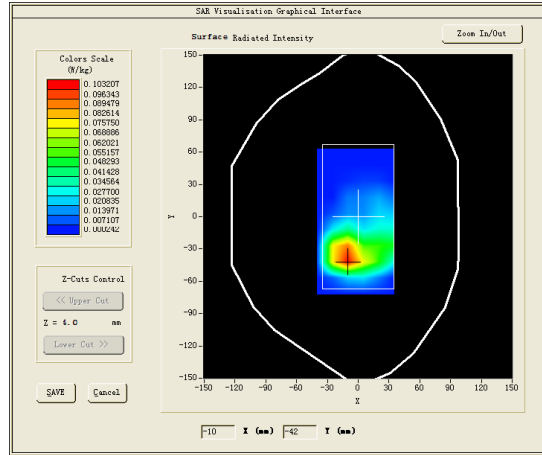
<b><u>Area Scan</u></b>	<u>dx=15mm dy=15mm</u>
<b><u>ZoomScan</u></b>	<u>5x5x7,dx=8mm dy=8mm dz=5mm,Complete</u>
<b><u>Phantom</u></b>	<u>Validation plane</u>
<b><u>Device Position</u></b>	<u>Body</u>
<b><u>Band</u></b>	<u>CUSTOM (GPRS1900 4Tx)</u>
<b><u>Channels</u></b>	<u>Middle</u>
<b><u>Signal</u></b>	<u>Duty Cycle: 2.00 (Crest factor: 2.0)</u>
<b><u>Conversion factor</u></b>	<u>4.78</u>

### **B. SAR Measurement Results**

<b>Frequency (MHz)</b>	1880.000000
<b>Relative permittivity (real part)</b>	52.254400
<b>Relative permittivity (imaginary part)</b>	14.597900
<b>Conductivity (S/m)</b>	1.525974
<b>Variation (%)</b>	-2.870000

### SURFACE SAR

### VOLUME SAR

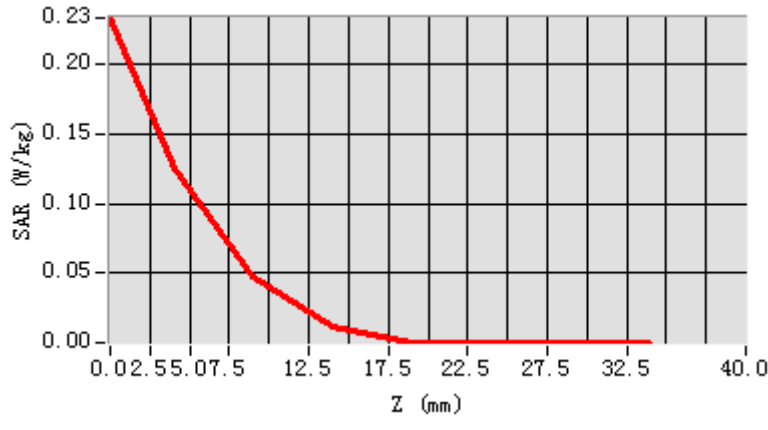


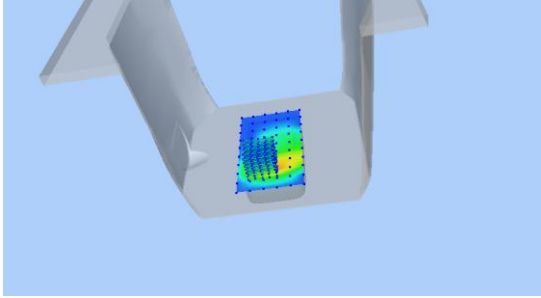
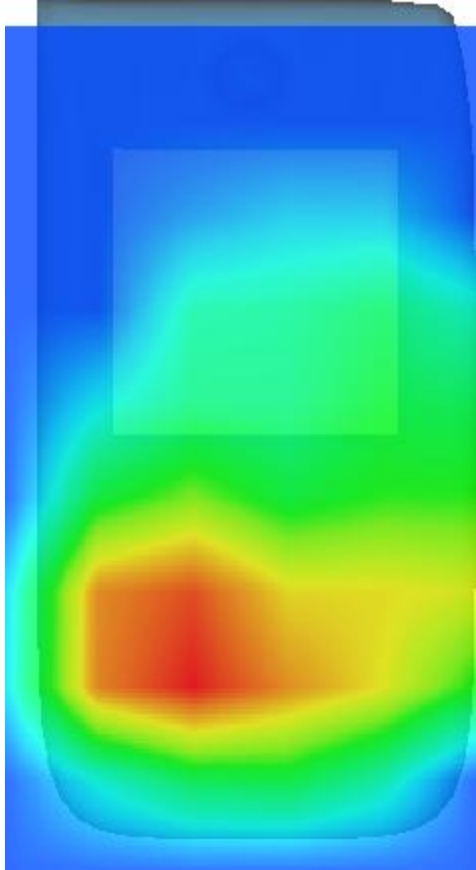
**Maximum location: X=-11.00, Y=-38.00**

**SAR Peak: 0.23 W/kg**

<b>SAR 10g (W/Kg)</b>	0.057078
<b>SAR 1g (W/Kg)</b>	0.131996

Z (mm)	0.00	4.00	9.00	14.00	19.00	24.00	29.00
SAR (W/Kg)	0.2337	0.1250	0.0473	0.0122	0.0002	0.0002	0.0002



3D screen shot	Hot spot position
	



## MEASUREMENT 6

### Rear Side-middle

Type: Phone measurement (Complete)

Date of measurement: 24/8/2016

Measurement duration: 8 minutes 53 seconds

### A. Experimental conditions.

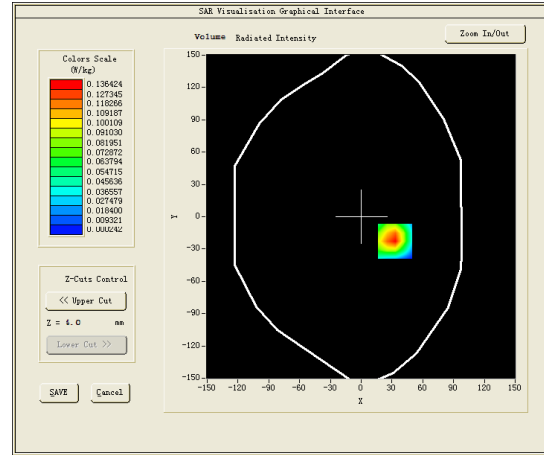
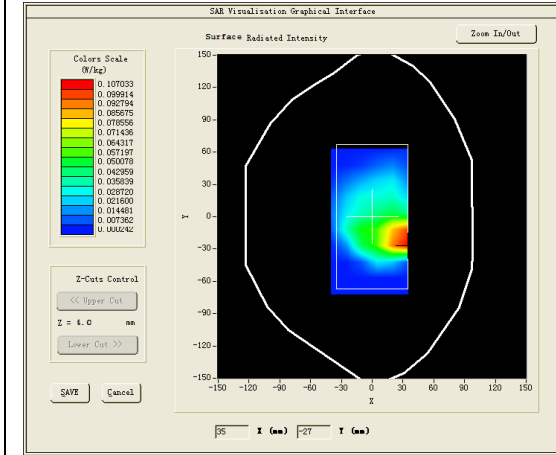
<b><u>Area Scan</u></b>	<u>dx=15mm dy=15mm</u>
<b><u>ZoomScan</u></b>	<u>5x5x7,dx=8mm dy=8mm dz=5mm,Complete</u>
<b><u>Phantom</u></b>	<u>Validation plane</u>
<b><u>Device Position</u></b>	<u>Body</u>
<b><u>Band</u></b>	<u>CUSTOM (GPRS1900 4Tx)</u>
<b><u>Channels</u></b>	<u>Middle</u>
<b><u>Signal</u></b>	<u>Duty Cycle: 2.00 (Crest factor: 2.0)</u>
<b><u>Conversion factor</u></b>	<u>4.78</u>

### B. SAR Measurement Results

<b>Frequency (MHz)</b>	1880.000000
<b>Relative permittivity (real part)</b>	52.254400
<b>Relative permittivity (imaginary part)</b>	14.597900
<b>Conductivity (S/m)</b>	1.525974
<b>Variation (%)</b>	2.810000

### SURFACE SAR

### VOLUME SAR

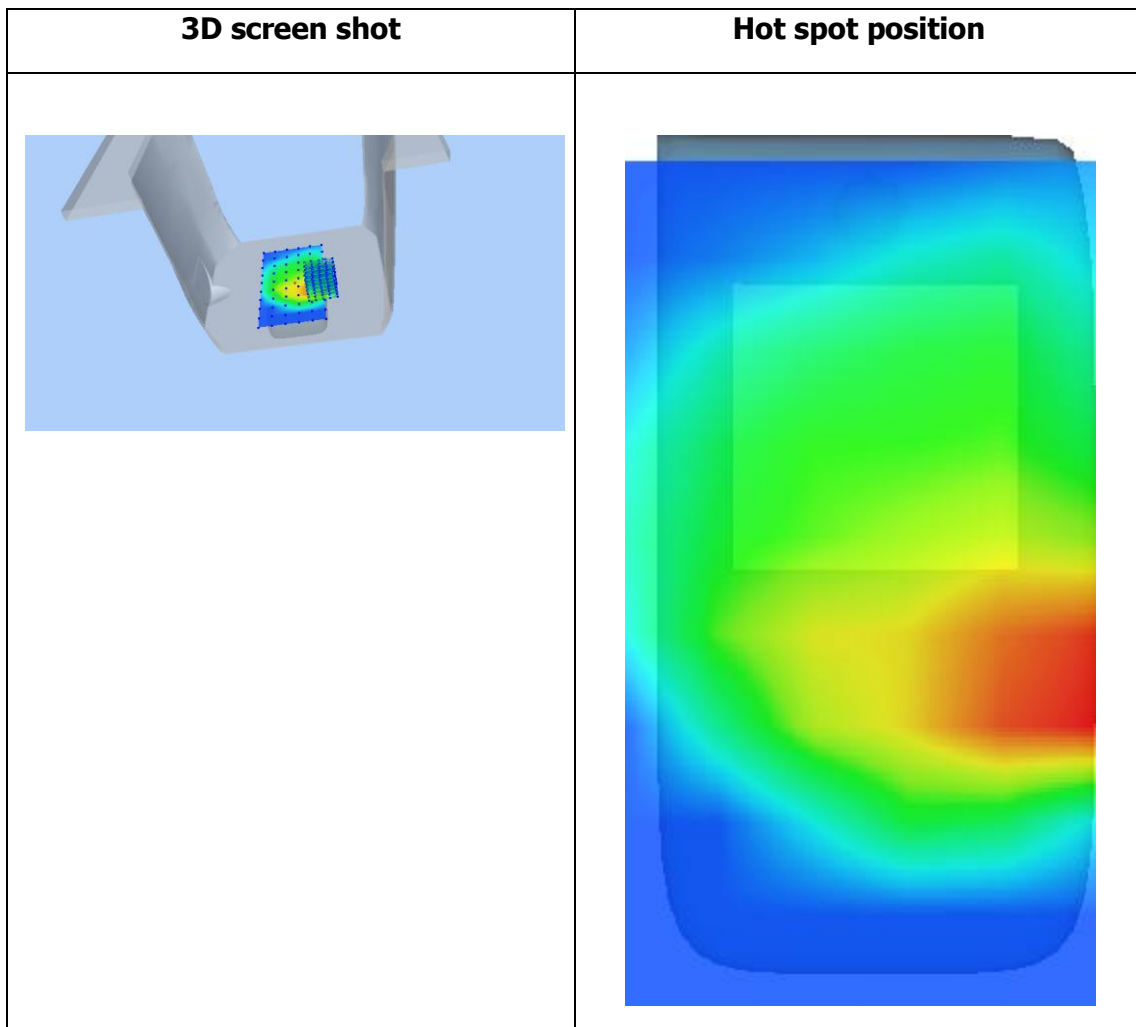
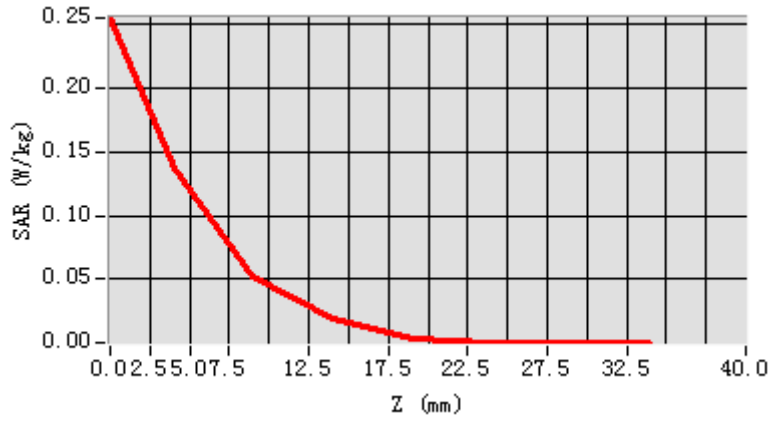


**Maximum location: X=33.00, Y=-23.00**

**SAR Peak: 0.25 W/kg**

<b>SAR 10g (W/Kg)</b>	0.052078
<b>SAR 1g (W/Kg)</b>	0.141096

Z (mm)	0.00	4.00	9.00	14.00	19.00	24.00	29.00
SAR (W/Kg)	0.2548	0.1364	0.0525	0.0188	0.0037	0.0002	0.0002



## MEASUREMENT 7

Type: Phone measurement (Complete)

Date of measurement: 24/8/2016

Measurement duration: 9 minutes 31 seconds

### **A. Experimental conditions.**

<b><u>Area Scan</u></b>	<u>dx=15mm dy=15mm</u>
<b><u>ZoomScan</u></b>	<u>5x5x7,dx=8mm dy=8mm dz=5mm,Complete</u>
<b><u>Phantom</u></b>	<u>Left head</u>
<b><u>Device Position</u></b>	<u>Cheek</u>
<b><u>Band</u></b>	<u>Band2 WCDMA1900</u>
<b><u>Channels</u></b>	<u>Middle</u>
<b><u>Signal</u></b>	<u>WCDMA (Crest factor: 1.0)</u>
<b><u>Conversion factor</u></b>	<u>4.63</u>

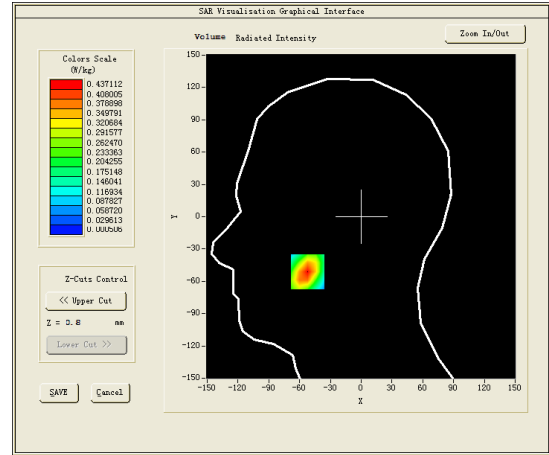
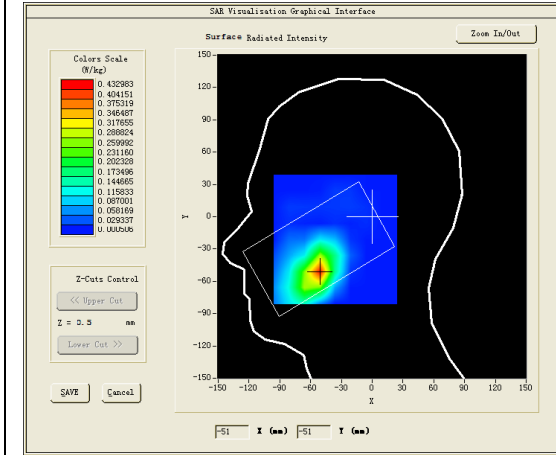
### **B. SAR Measurement Results**

Middle Band SAR (Channel 9400):

<b>Frequency (MHz)</b>	1880.000000
<b>Relative permittivity (real part)</b>	40.054401
<b>Relative permittivity (imaginary part)</b>	13.497900
<b>Conductivity (S/m)</b>	1.409781
<b>Variation (%)</b>	1.160000

### SURFACE SAR

### VOLUME SAR

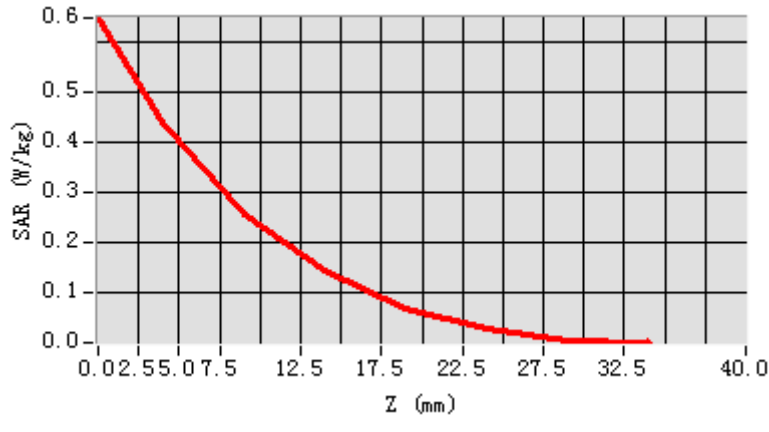


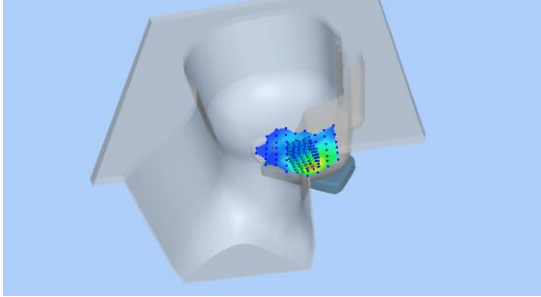
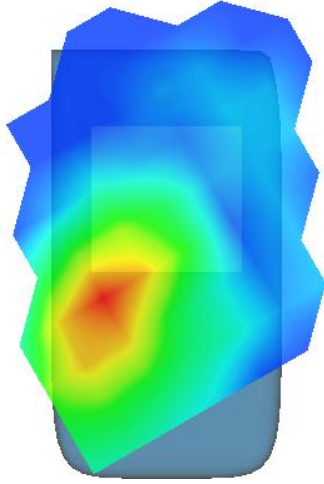
**Maximum location: X=-52.00, Y=-51.00**

**SAR Peak: 0.67 W/kg**

<b>SAR 10g (W/Kg)</b>	0.212395
<b>SAR 1g (W/Kg)</b>	0.412308

<b>Z (mm)</b>	<b>0.00</b>	<b>4.00</b>	<b>9.00</b>	<b>14.00</b>	<b>19.00</b>	<b>24.00</b>	<b>29.00</b>
<b>SAR (W/Kg)</b>	<b>0.6460</b>	<b>0.4371</b>	<b>0.2546</b>	<b>0.1452</b>	<b>0.0681</b>	<b>0.0279</b>	<b>0.0059</b>



3D screen shot	Hot spot position
	

## MEASUREMENT 8

Towards-phantom-middle

Type: Phone measurement (Complete)

Date of measurement: 24/8/2016

Measurement duration: 6 minutes 58 seconds

### **A. Experimental conditions.**

<b><u>Area Scan</u></b>	<u>dx=15mm dy=15mm</u>
<b><u>ZoomScan</u></b>	<u>5x5x7,dx=8mm dy=8mm dz=5mm,Complete</u>
<b><u>Phantom</u></b>	<u>Validation plane</u>
<b><u>Device Position</u></b>	<u>Body</u>
<b><u>Band</u></b>	<u>Band2 WCDMA1900</u>
<b><u>Channels</u></b>	<u>Middle</u>
<b><u>Signal</u></b>	<u>WCDMA (Crest factor: 1.0)</u>
<b><u>Conversion factor</u></b>	<u>4.78</u>

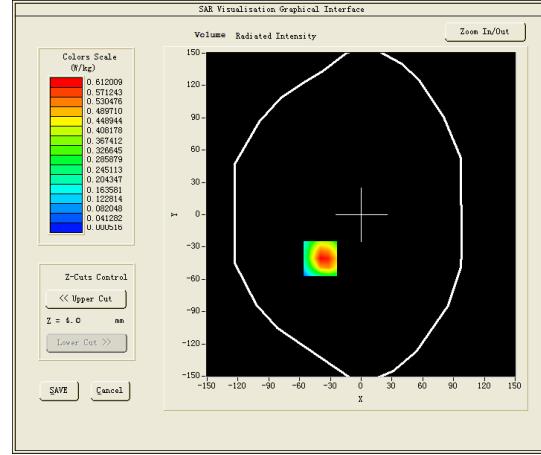
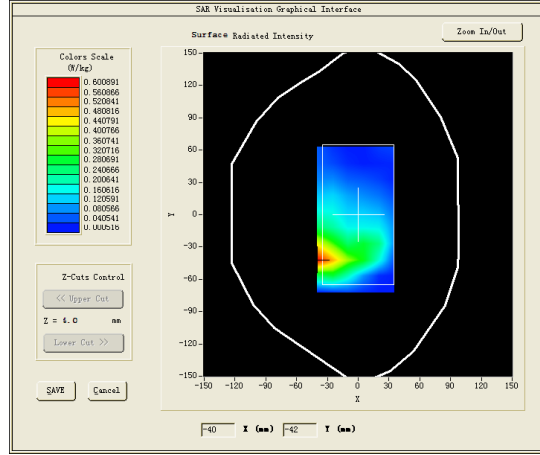
### **B. SAR Measurement Results**

Middle Band SAR (Channel 9400):

<b>Frequency (MHz)</b>	1880.000000
<b>Relative permittivity (real part)</b>	52.254398
<b>Relative permittivity (imaginary part)</b>	14.597900
<b>Conductivity (S/m)</b>	1.524670
<b>Variation (%)</b>	1.660000

### SURFACE SAR

### VOLUME SAR



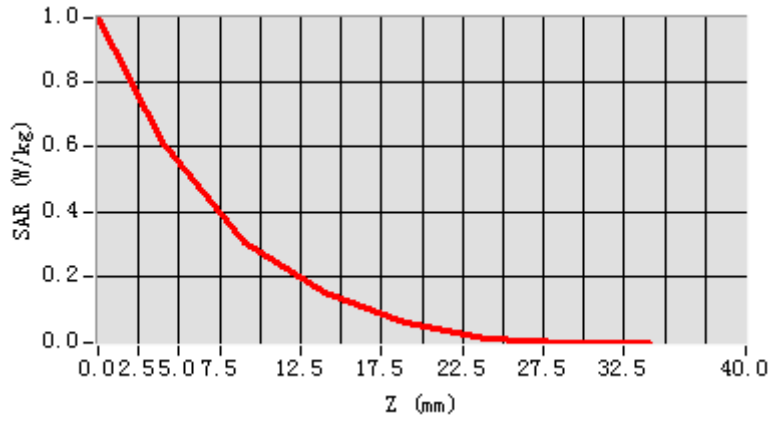
**Maximum location: X=-40.00, Y=-41.00**

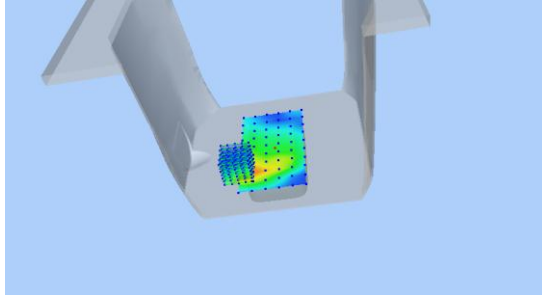
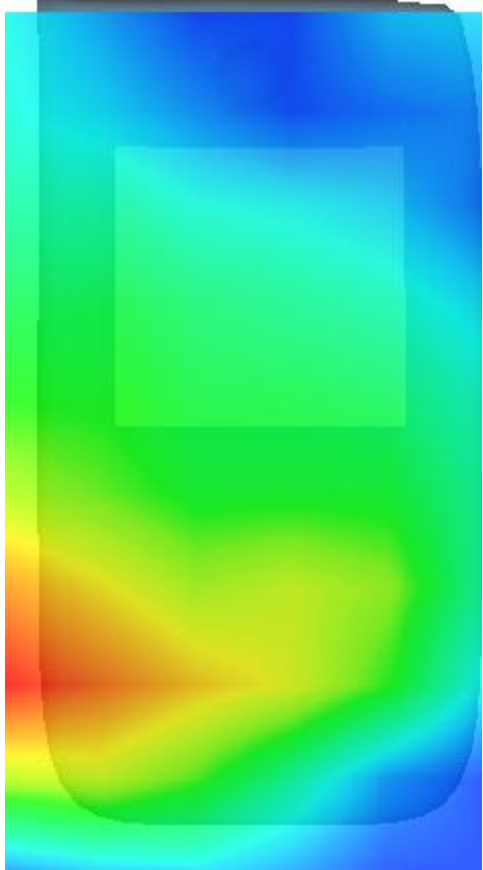
**SAR Peak: 1.09 W/kg**

<b>SAR 10g (W/Kg)</b>	0.317666
<b>SAR 1g (W/Kg)</b>	0.641992



<b>Z (mm)</b>	<b>0.00</b>	<b>4.00</b>	<b>9.00</b>	<b>14.00</b>	<b>19.00</b>	<b>24.00</b>	<b>29.00</b>
<b>SAR (W/Kg)</b>	<b>0.9931</b>	<b>0.6120</b>	<b>0.3096</b>	<b>0.1512</b>	<b>0.0609</b>	<b>0.0125</b>	<b>0.0005</b>



3D screen shot	Hot spot position
	

## MEASUREMENT 9

### Rear Side-middle

Type: Phone measurement (Complete)

Date of measurement: 24/8/2016

Measurement duration: 11 minutes 13 seconds

### **A. Experimental conditions.**

<b><u>Area Scan</u></b>	<u>dx=15mm dy=15mm</u>
<b><u>ZoomScan</u></b>	<u>5x5x7,dx=8mm dy=8mm dz=5mm,Complete</u>
<b><u>Phantom</u></b>	<u>Validation plane</u>
<b><u>Device Position</u></b>	<u>Body</u>
<b><u>Band</u></b>	<u>Band2 WCDMA1900</u>
<b><u>Channels</u></b>	<u>Middle</u>
<b><u>Signal</u></b>	<u>WCDMA (Crest factor: 1.0)</u>
<b><u>Conversion factor</u></b>	<u>4.78</u>

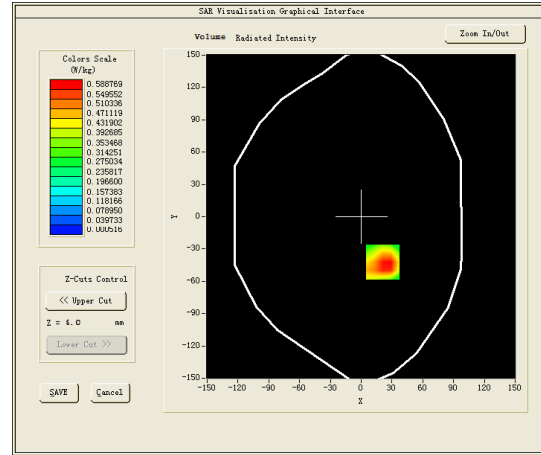
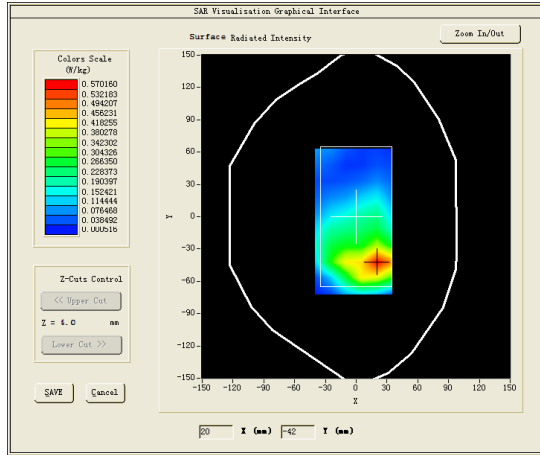
### **B. SAR Measurement Results**

Middle Band SAR (Channel 9400):

<b>Frequency (MHz)</b>	1880.000000
<b>Relative permittivity (real part)</b>	52.254398
<b>Relative permittivity (imaginary part)</b>	14.597900
<b>Conductivity (S/m)</b>	1.524670
<b>Variation (%)</b>	2.440000

### SURFACE SAR

### VOLUME SAR

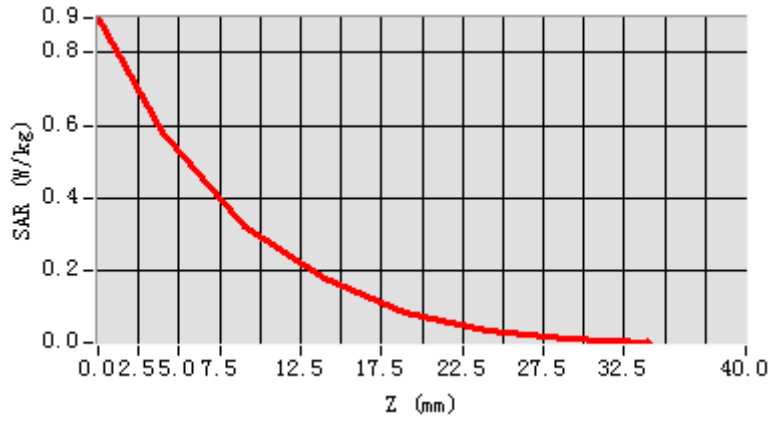


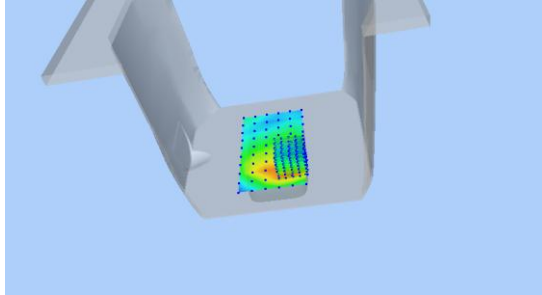
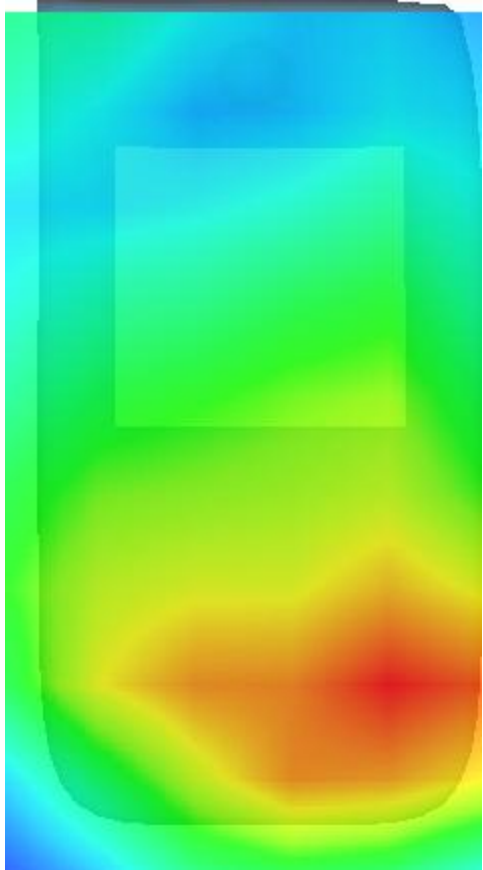
**Maximum location: X=21.00, Y=-42.00**

**SAR Peak: 1.11 W/kg**

<b>SAR 10g (W/Kg)</b>	0.324112
<b>SAR 1g (W/Kg)</b>	0.603307

<b>Z (mm)</b>	<b>0.00</b>	<b>4.00</b>	<b>9.00</b>	<b>14.00</b>	<b>19.00</b>	<b>24.00</b>	<b>29.00</b>
<b>SAR (W/Kg)</b>	<b>0.8959</b>	<b>0.5802</b>	<b>0.3219</b>	<b>0.1774</b>	<b>0.0885</b>	<b>0.0380</b>	<b>0.0147</b>



3D screen shot	Hot spot position
	

## MEASUREMENT 10

Type: Phone measurement (Complete)

Date of measurement: 27/8/2016

Measurement duration: 10 minutes 44 seconds

### **A. Experimental conditions.**

<b><u>Area Scan</u></b>	<u>dx=15mm dy=15mm</u>
<b><u>ZoomScan</u></b>	<u>5x5x7,dx=8mm dy=8mm dz=5mm,Complete</u>
<b><u>Phantom</u></b>	<u>Right head</u>
<b><u>Device Position</u></b>	<u>Cheek</u>
<b><u>Band</u></b>	<u>Band4 WCDMA1700</u>
<b><u>Channels</u></b>	<u>Middle</u>
<b><u>Signal</u></b>	<u>WCDMA (Crest factor: 1.0)</u>
<b><u>Conversion factor</u></b>	<u>4.01</u>

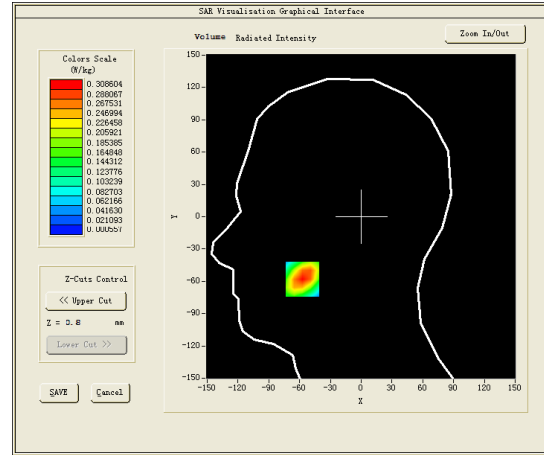
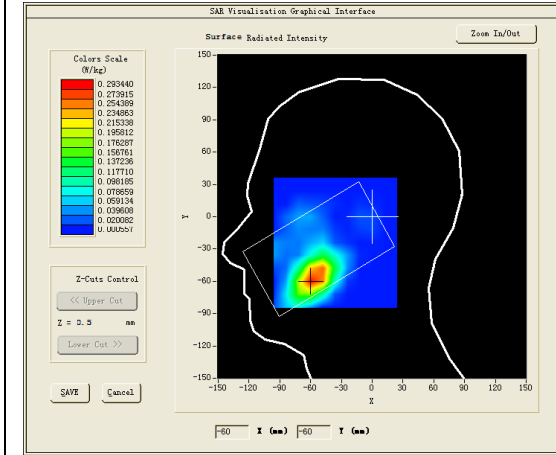
### **B. SAR Measurement Results**

Middle Band SAR (Channel 1413):

<b>Frequency (MHz)</b>	1732.500000
<b>Relative permittivity (real part)</b>	39.690201
<b>Relative permittivity (imaginary part)</b>	14.005500
<b>Conductivity (S/m)</b>	1.347640
<b>Variation (%)</b>	0.800000

### SURFACE SAR

### VOLUME SAR

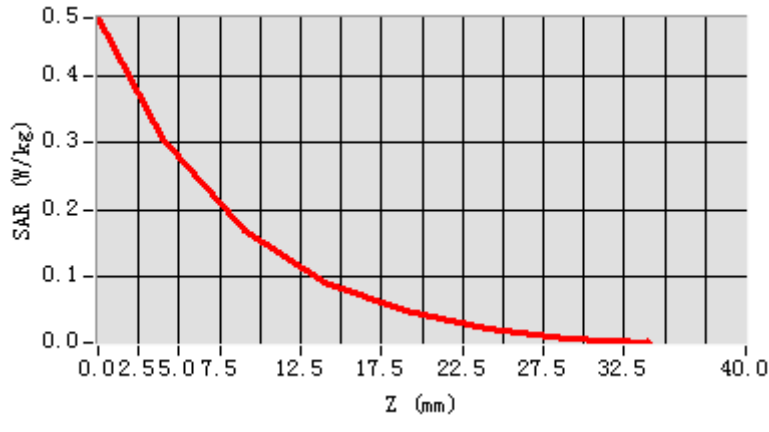


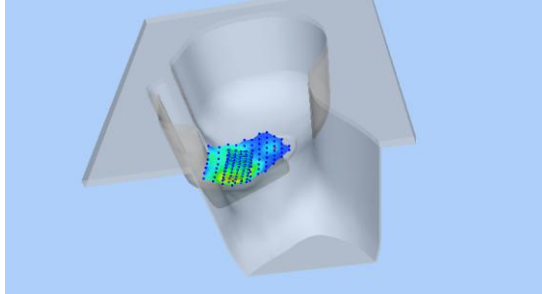
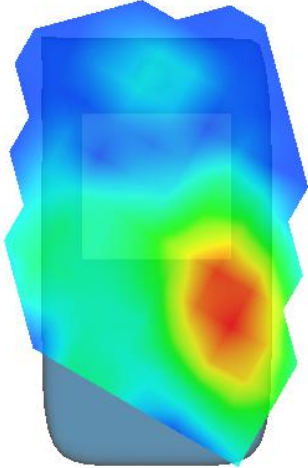
**Maximum location: X=-57.00, Y=-58.00**

**SAR Peak: 0.51 W/kg**

<b>SAR 10g (W/Kg)</b>	0.149292
<b>SAR 1g (W/Kg)</b>	0.295258

<b>Z (mm)</b>	<b>0.00</b>	<b>4.00</b>	<b>9.00</b>	<b>14.00</b>	<b>19.00</b>	<b>24.00</b>	<b>29.00</b>
<b>SAR (W/Kg)</b>	<b>0.4879</b>	<b>0.3086</b>	<b>0.1698</b>	<b>0.0908</b>	<b>0.0484</b>	<b>0.0222</b>	<b>0.0057</b>



3D screen shot	Hot spot position
	

## MEASUREMENT 11

Towards-phantom-middle

Type: Phone measurement (Complete)

Date of measurement: 27/8/2016

Measurement duration: 10 minutes 19 seconds

### **A. Experimental conditions.**

<b><u>Area Scan</u></b>	<u>dx=15mm dy=15mm</u>
<b><u>ZoomScan</u></b>	<u>5x5x7,dx=8mm dy=8mm dz=5mm,Complete</u>
<b><u>Phantom</u></b>	<u>Validation plane</u>
<b><u>Device Position</u></b>	<u>Body</u>
<b><u>Band</u></b>	<u>Band4 WCDMA1700</u>
<b><u>Channels</u></b>	<u>Middle</u>
<b><u>Signal</u></b>	<u>WCDMA (Crest factor: 1.0)</u>
<b><u>Conversion factor</u></b>	<u>4.16</u>

### **B. SAR Measurement Results**

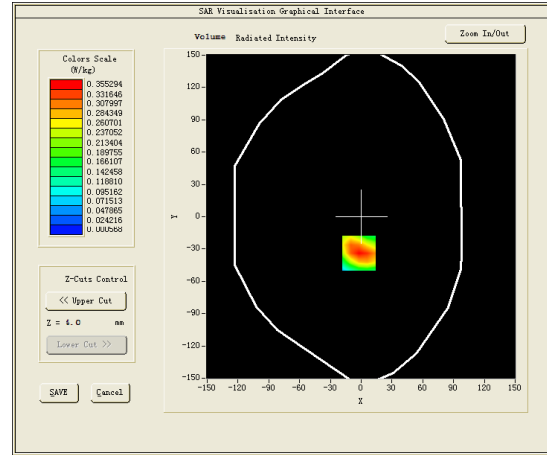
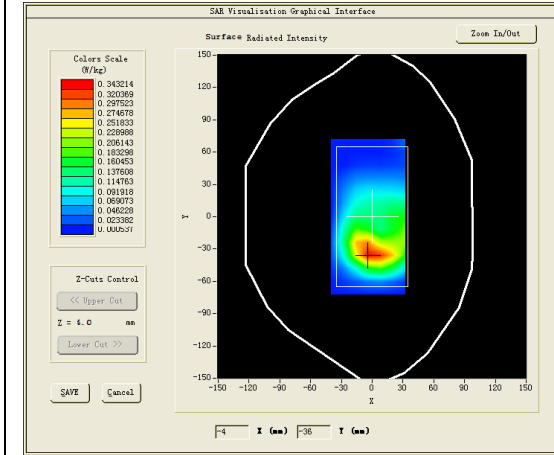
Middle Band SAR (Channel 1413):

<b>Frequency (MHz)</b>	1732.500000
<b>Relative permittivity (real part)</b>	53.297798
<b>Relative permittivity (imaginary part)</b>	14.675700
<b>Conductivity (S/m)</b>	1.412128
<b>Variation (%)</b>	0.960000



### SURFACE SAR

### VOLUME SAR

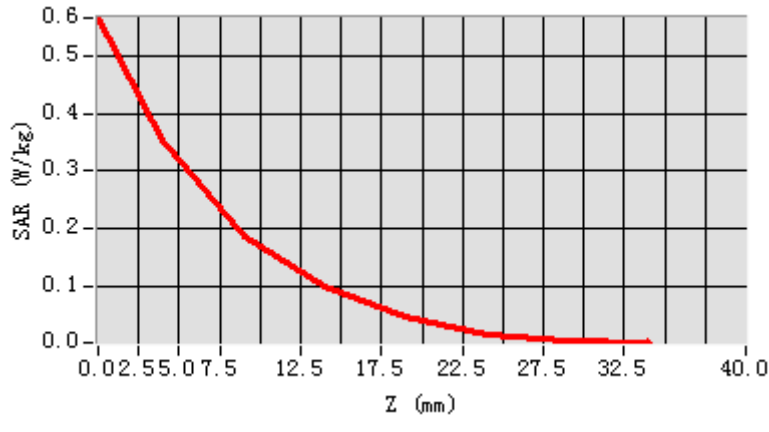


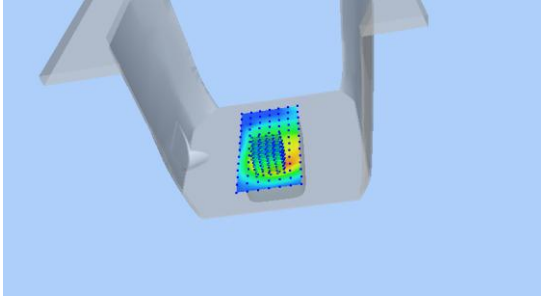
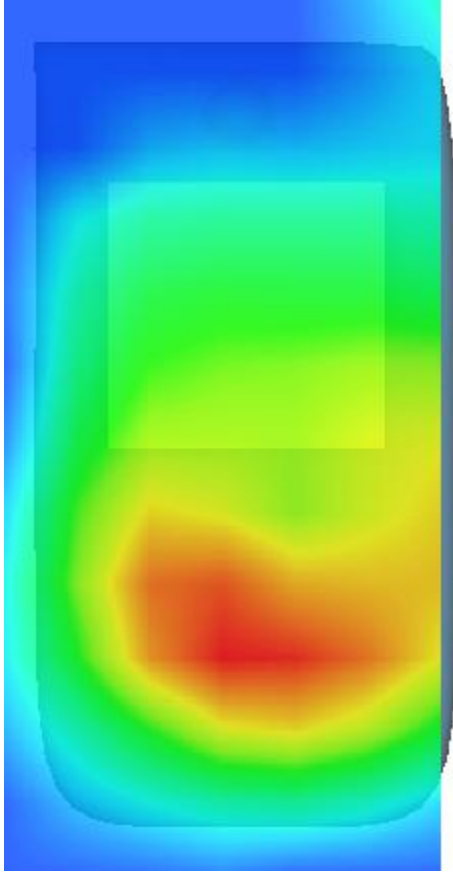
**Maximum location: X=-2.00, Y=-34.00**

**SAR Peak: 0.59 W/kg**

<b>SAR 10g (W/Kg)</b>	0.181949
<b>SAR 1g (W/Kg)</b>	0.353226

<b>Z (mm)</b>	<b>0.00</b>	<b>4.00</b>	<b>9.00</b>	<b>14.00</b>	<b>19.00</b>	<b>24.00</b>	<b>29.00</b>
<b>SAR (W/Kg)</b>	<b>0.5673</b>	<b>0.3553</b>	<b>0.1867</b>	<b>0.0986</b>	<b>0.0444</b>	<b>0.0159</b>	<b>0.0040</b>



3D screen shot	Hot spot position
	

## MEASUREMENT 12

### Front Side-middle

Type: Phone measurement (Complete)

Date of measurement: 27/8/2016

Measurement duration: 11 minutes 58 seconds

### **A. Experimental conditions.**

<b><u>Area Scan</u></b>	<u>dx=15mm dy=15mm</u>
<b><u>ZoomScan</u></b>	<u>5x5x7,dx=8mm dy=8mm dz=5mm,Complete</u>
<b><u>Phantom</u></b>	<u>Validation plane</u>
<b><u>Device Position</u></b>	<u>Body</u>
<b><u>Band</u></b>	<u>Band4 WCDMA1700</u>
<b><u>Channels</u></b>	<u>Middle</u>
<b><u>Signal</u></b>	<u>WCDMA (Crest factor: 1.0)</u>
<b><u>Conversion factor</u></b>	<u>4.16</u>

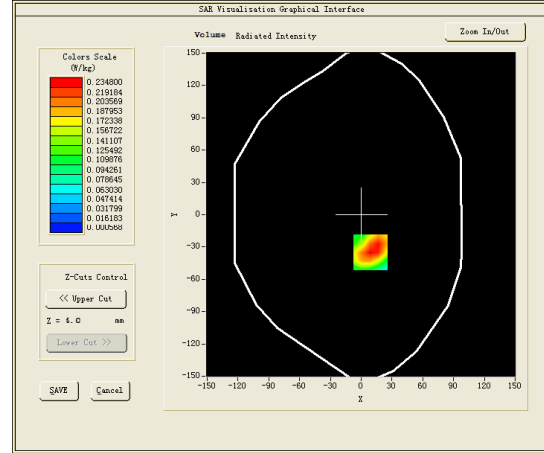
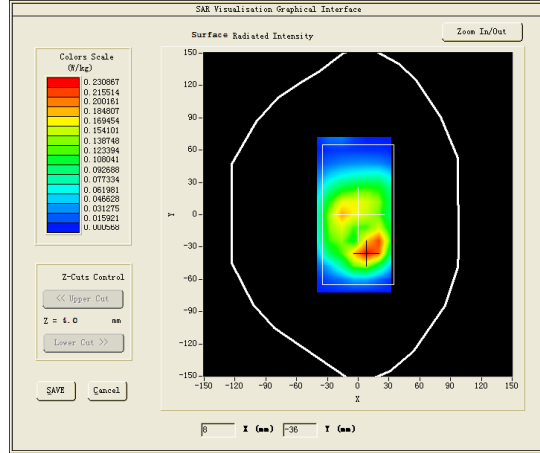
### **B. SAR Measurement Results**

Middle Band SAR (Channel 1413):

<b>Frequency (MHz)</b>	1732.500000
<b>Relative permittivity (real part)</b>	53.297798
<b>Relative permittivity (imaginary part)</b>	14.675700
<b>Conductivity (S/m)</b>	1.412128
<b>Variation (%)</b>	2.350000

### SURFACE SAR

### VOLUME SAR

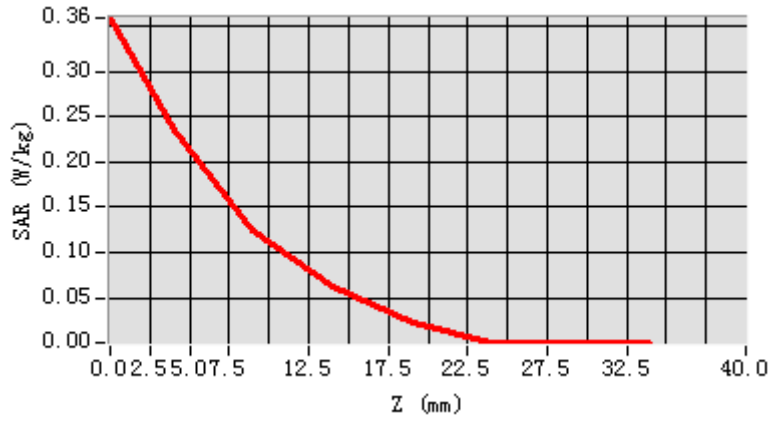


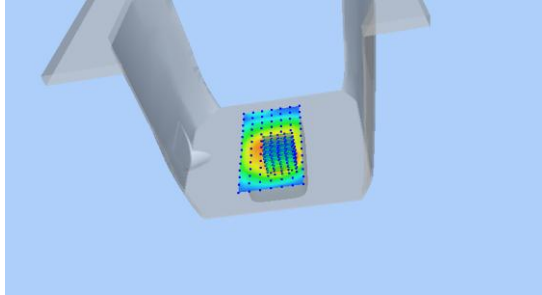
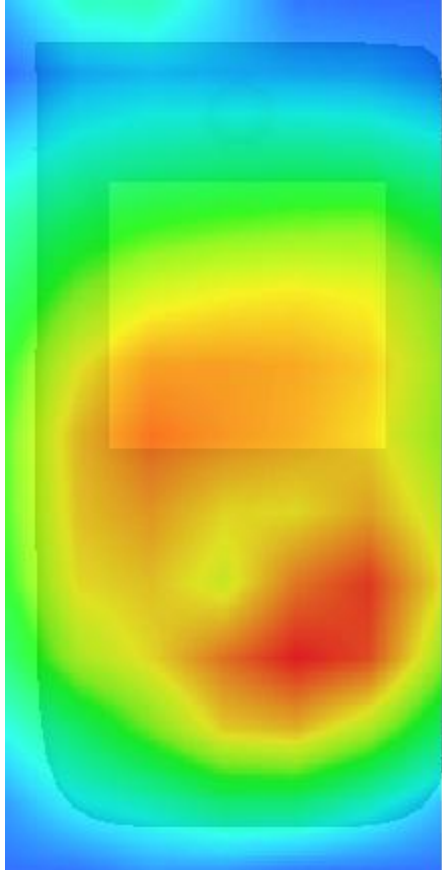
**Maximum location: X=9.00, Y=-35.00**

**SAR Peak: 0.41 W/kg**

<b>SAR 10g (W/Kg)</b>	0.197210
<b>SAR 1g (W/Kg)</b>	0.361960

Z (mm)	0.00	4.00	9.00	14.00	19.00	24.00	29.00
SAR (W/Kg)	0.3588	0.2348	0.1251	0.0628	0.0231	0.0008	0.0006



3D screen shot	Hot spot position
	

## MEASUREMENT 13

Type: Phone measurement (Complete)

Date of measurement: 19/8/2016

Measurement duration: 9 minutes 57 seconds

### **A. Experimental conditions.**

<b><u>Area Scan</u></b>	<u>dx=15mm dy=15mm</u>
<b><u>ZoomScan</u></b>	<u>5x5x7,dx=8mm dy=8mm dz=5mm,Complete</u>
<b><u>Phantom</u></b>	<u>Right head</u>
<b><u>Device Position</u></b>	<u>Cheek</u>
<b><u>Band</u></b>	<u>Band5 WCDMA850</u>
<b><u>Channels</u></b>	<u>Middle</u>
<b><u>Signal</u></b>	<u>WCDMA (Crest factor: 1.0)</u>
<b><u>Conversion factor</u></b>	<u>4.93</u>

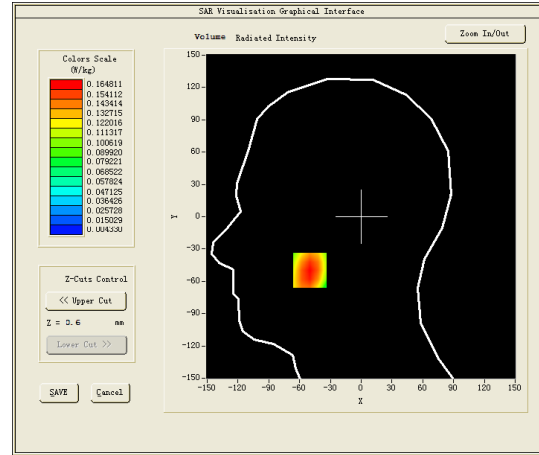
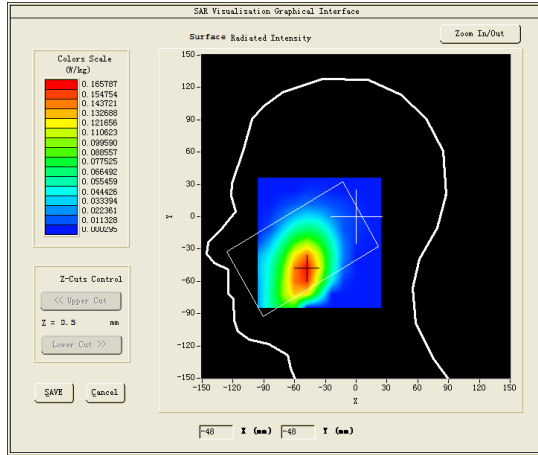
### **B. SAR Measurement Results**

Middle Band SAR (Channel 4182):

<b>Frequency (MHz)</b>	836.400024
<b>Relative permittivity (real part)</b>	40.538380
<b>Relative permittivity (imaginary part)</b>	19.960159
<b>Conductivity (S/m)</b>	0.927482
<b>Variation (%)</b>	-3.260000

### SURFACE SAR

### VOLUME SAR

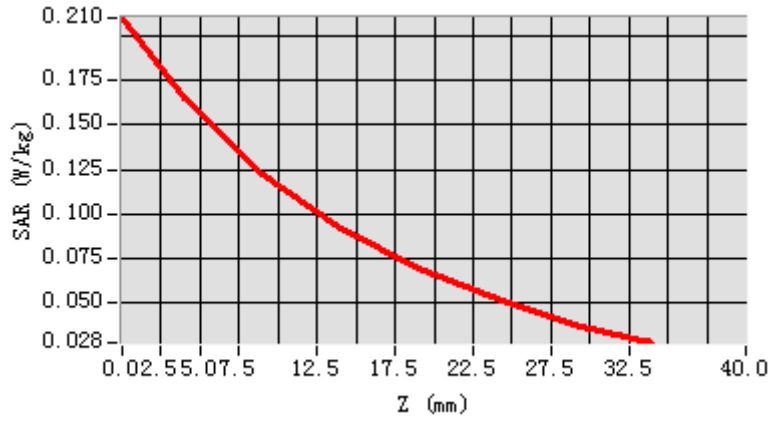


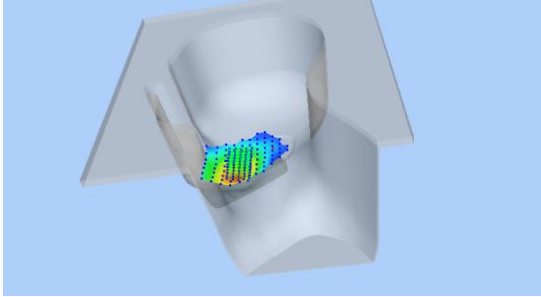
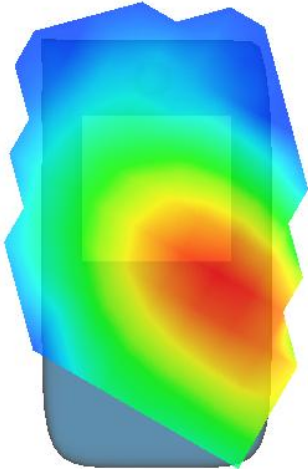
**Maximum location: X=-50.00, Y=-50.00**

**SAR Peak: 0.23 W/kg**

<b>SAR 10g (W/Kg)</b>	0.118105
<b>SAR 1g (W/Kg)</b>	0.170116

<b>Z (mm)</b>	<b>0.00</b>	<b>4.00</b>	<b>9.00</b>	<b>14.00</b>	<b>19.00</b>	<b>24.00</b>	<b>29.00</b>
<b>SAR (W/Kg)</b>	<b>0.2101</b>	<b>0.1648</b>	<b>0.1224</b>	<b>0.0923</b>	<b>0.0693</b>	<b>0.0518</b>	<b>0.0381</b>



3D screen shot	Hot spot position
	



## MEASUREMENT 14

Towards-ground-middle

Type: Phone measurement (Complete)

Date of measurement: 19/8/2016

Measurement duration: 9 minutes 4 seconds

### **A. Experimental conditions.**

<b><u>Area Scan</u></b>	<u>dx=15mm dy=15mm</u>
<b><u>ZoomScan</u></b>	<u>5x5x7,dx=8mm dy=8mm dz=5mm,Complete</u>
<b><u>Phantom</u></b>	<u>Validation plane</u>
<b><u>Device Position</u></b>	<u>Body</u>
<b><u>Band</u></b>	<u>Band5 WCDMA850</u>
<b><u>Channels</u></b>	<u>Middle</u>
<b><u>Signal</u></b>	<u>WCDMA (Crest factor: 1.0)</u>
<b><u>Conversion factor</u></b>	<u>5.07</u>

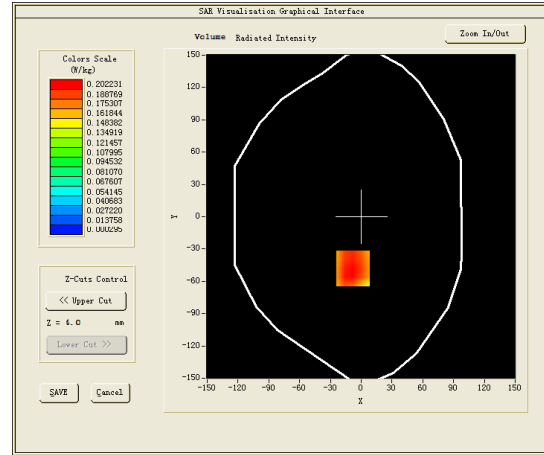
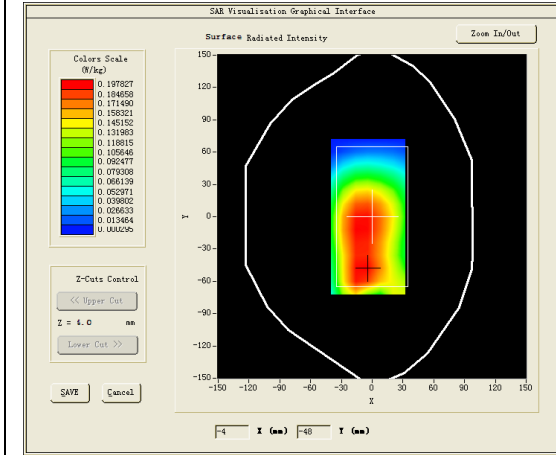
### **B. SAR Measurement Results**

Middle Band SAR (Channel 4182):

<b>Frequency (MHz)</b>	836.400024
<b>Relative permittivity (real part)</b>	55.265800
<b>Relative permittivity (imaginary part)</b>	20.888281
<b>Conductivity (S/m)</b>	0.970609
<b>Variation (%)</b>	0.920000

### SURFACE SAR

### VOLUME SAR

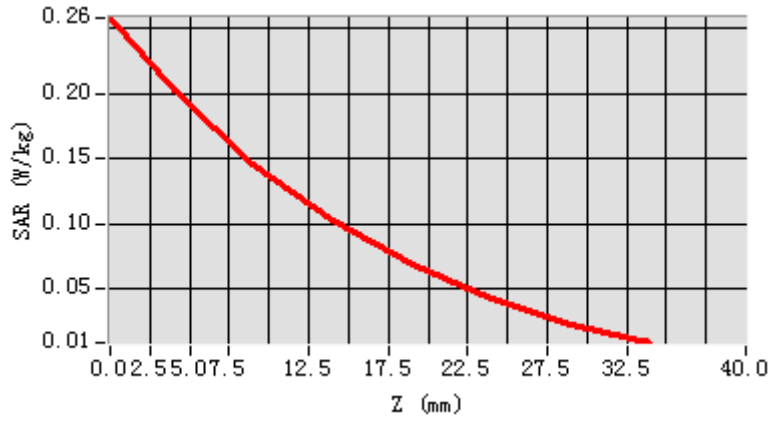


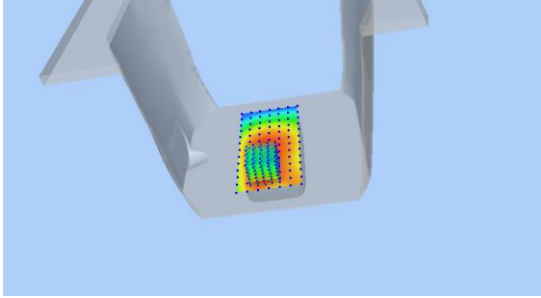
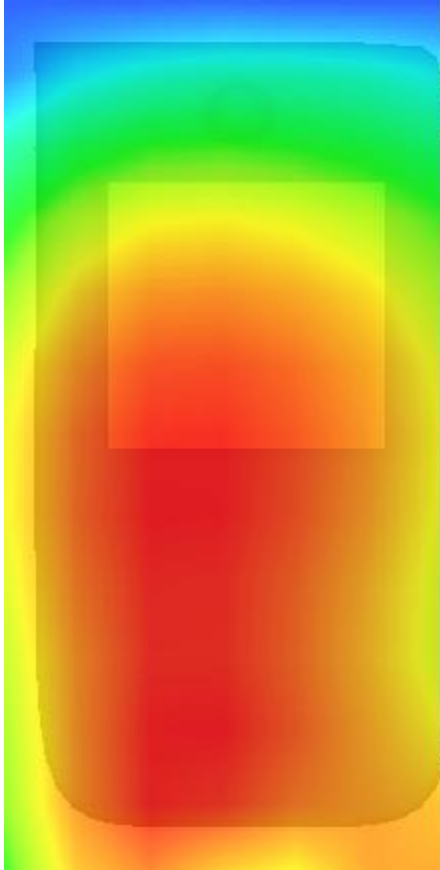
**Maximum location: X=-8.00, Y=-48.00**

**SAR Peak: 0.29 W/kg**

<b>SAR 10g (W/Kg)</b>	0.144412
<b>SAR 1g (W/Kg)</b>	0.211968

<b>Z (mm)</b>	<b>0.00</b>	<b>4.00</b>	<b>9.00</b>	<b>14.00</b>	<b>19.00</b>	<b>24.00</b>	<b>29.00</b>
<b>SAR (W/Kg)</b>	<b>0.2583</b>	<b>0.2022</b>	<b>0.1459</b>	<b>0.1032</b>	<b>0.0687</b>	<b>0.0422</b>	<b>0.0226</b>



3D screen shot	Hot spot position
	

## MEASUREMENT 15

### Rear Side-middle

Type: Phone measurement (Complete)

Date of measurement: 19/8/2016

Measurement duration: 9 minutes 8 seconds

### **A. Experimental conditions.**

<b><u>Area Scan</u></b>	<u>dx=15mm dy=15mm</u>
<b><u>ZoomScan</u></b>	<u>5x5x7,dx=8mm dy=8mm dz=5mm,Complete</u>
<b><u>Phantom</u></b>	<u>Validation plane</u>
<b><u>Device Position</u></b>	<u>Body</u>
<b><u>Band</u></b>	<u>Band5 WCDMA850</u>
<b><u>Channels</u></b>	<u>Middle</u>
<b><u>Signal</u></b>	<u>WCDMA (Crest factor: 1.0)</u>
<b><u>Conversion factor</u></b>	<u>5.07</u>

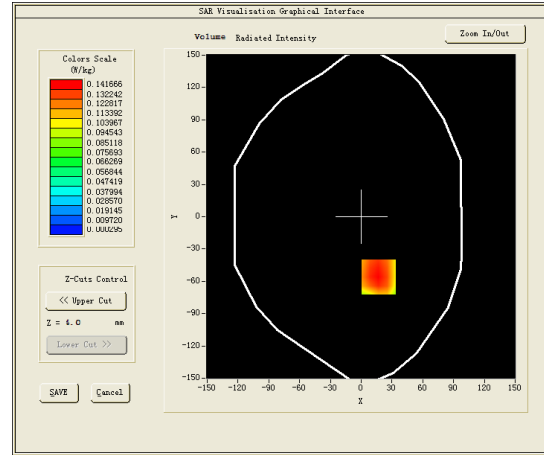
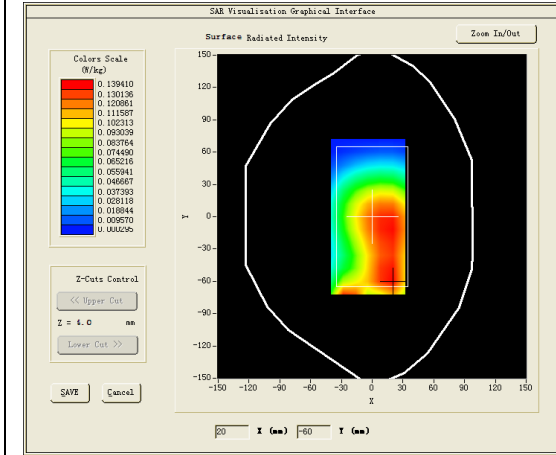
### **B. SAR Measurement Results**

Middle Band SAR (Channel 4182):

<b>Frequency (MHz)</b>	836.400024
<b>Relative permittivity (real part)</b>	55.265800
<b>Relative permittivity (imaginary part)</b>	20.888281
<b>Conductivity (S/m)</b>	0.970609
<b>Variation (%)</b>	0.770000

### SURFACE SAR

### VOLUME SAR

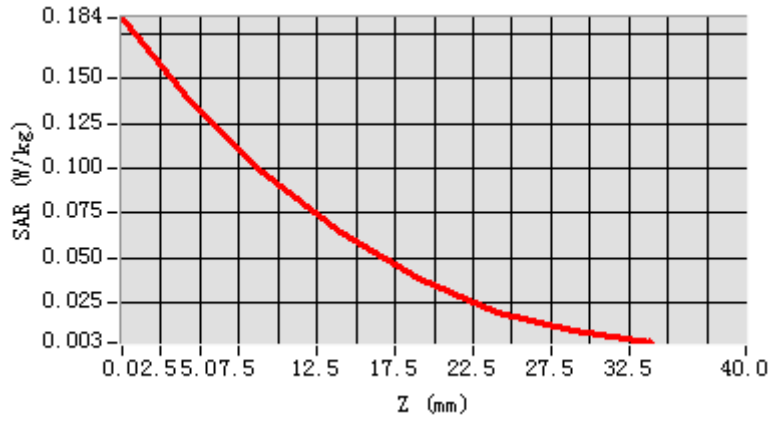


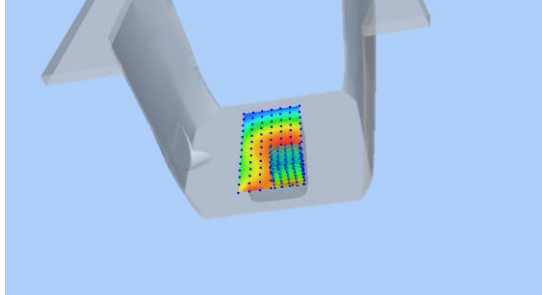
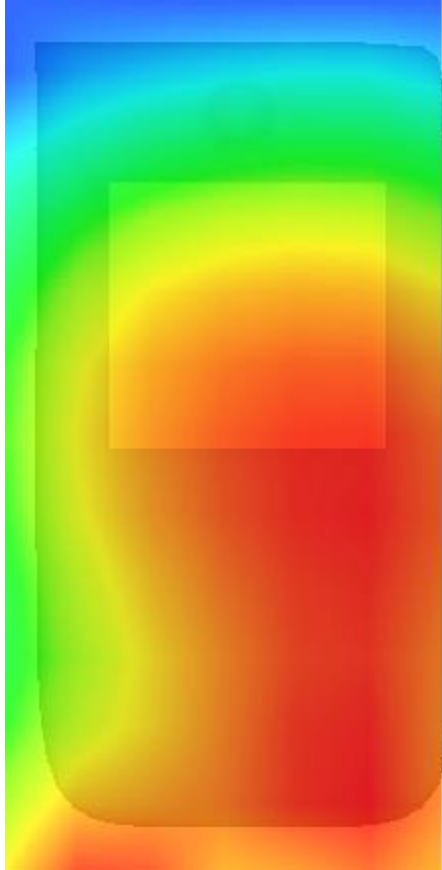
**Maximum location: X=17.00, Y=-56.00**

**SAR Peak: 0.20 W/kg**

<b>SAR 10g (W/Kg)</b>	0.152412
<b>SAR 1g (W/Kg)</b>	0.253968

Z (mm)	0.00	4.00	9.00	14.00	19.00	24.00	29.00
SAR (W/Kg)	0.2583	0.2022	0.1459	0.1032	0.0687	0.0422	0.0226



3D screen shot	Hot spot position
	

## MEASUREMENT 16

Type: Phone measurement (Complete)

Date of measurement: 20/8/2016

Measurement duration: 8 minutes 51 seconds

### **A. Experimental conditions.**

<b><u>Area Scan</u></b>	<u>dx=12mm dy=12mm</u>
<b><u>ZoomScan</u></b>	<u>5x5x7,dx=8mm dy=8mm dz=5mm,Complete</u>
<b><u>Phantom</u></b>	<u>Left head</u>
<b><u>Device Position</u></b>	<u>Tilt</u>
<b><u>Band</u></b>	<u>IEEE 802.11b ISM</u>
<b><u>Channels</u></b>	<u>Middle</u>
<b><u>Signal</u></b>	<u>IEEE802.b (Crest factor: 1.0)</u>
<b><u>Conversion factor</u></b>	<u>4.00</u>

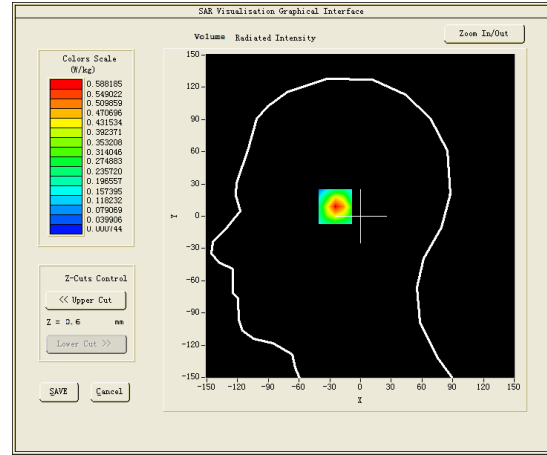
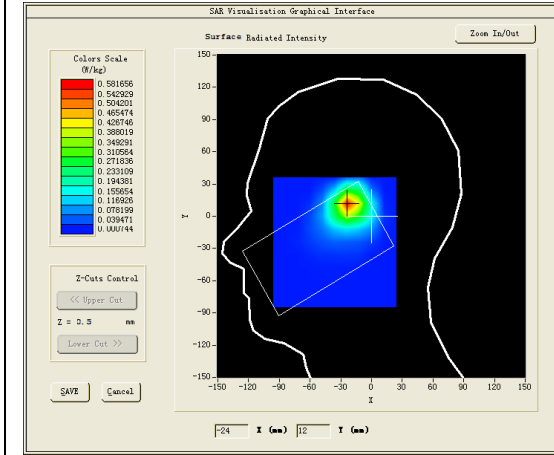
### **B. SAR Measurement Results**

Middle Band SAR (Channel 6):

<b>Frequency (MHz)</b>	2437.000000
<b>Relative permittivity (real part)</b>	39.279701
<b>Relative permittivity (imaginary part)</b>	13.189900
<b>Conductivity (S/m)</b>	1.789430
<b>Variation (%)</b>	1.190000

### SURFACE SAR

### VOLUME SAR



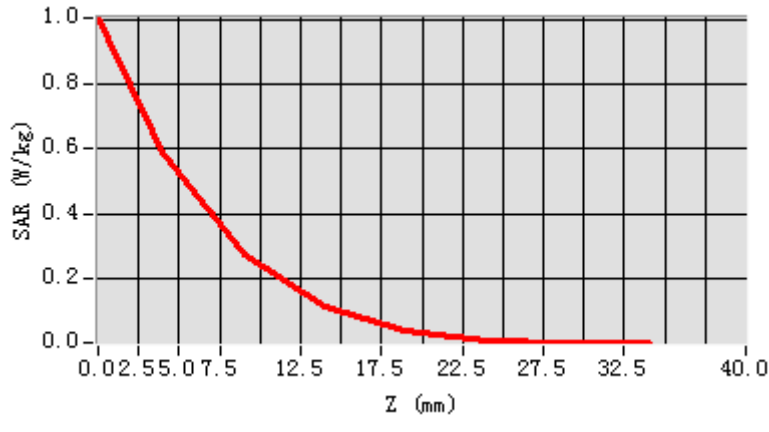
**Maximum location: X=-23.00, Y=11.00**

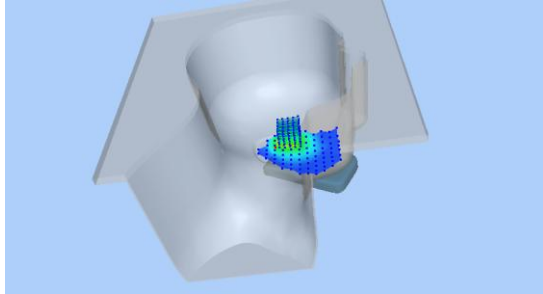
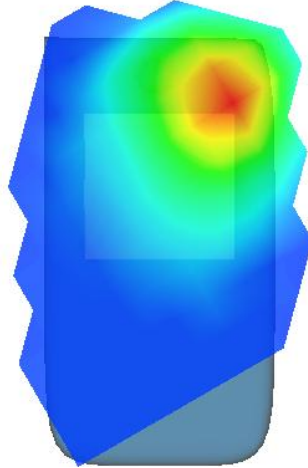
**SAR Peak: 1.02 W/kg**

<b>SAR 10g (W/Kg)</b>	0.236797
<b>SAR 1g (W/Kg)</b>	0.544650



<b>Z (mm)</b>	<b>0.00</b>	<b>4.00</b>	<b>9.00</b>	<b>14.00</b>	<b>19.00</b>	<b>24.00</b>	<b>29.00</b>
<b>SAR (W/Kg)</b>	<b>1.0057</b>	<b>0.5882</b>	<b>0.2719</b>	<b>0.1101</b>	<b>0.0380</b>	<b>0.0081</b>	<b>0.0007</b>



3D screen shot	Hot spot position
	

## MEASUREMENT 17

Rear-side-middle

Type: Phone measurement (Complete)

Date of measurement: 20/8/2016

Measurement duration: 8 minutes 11 seconds

### **A. Experimental conditions.**

<b><u>Area Scan</u></b>	<u>dx=12mm dy=12mm</u>
<b><u>ZoomScan</u></b>	<u>5x5x7,dx=8mm dy=8mm dz=5mm,Complete</u>
<b><u>Phantom</u></b>	<u>Validation plane</u>
<b><u>Device Position</u></b>	<u>Body</u>
<b><u>Band</u></b>	<u>IEEE 802.11b ISM</u>
<b><u>Channels</u></b>	<u>Middle</u>
<b><u>Signal</u></b>	<u>IEEE802.b (Crest factor: 1.0)</u>
<b><u>Conversion factor</u></b>	<u>4.11</u>

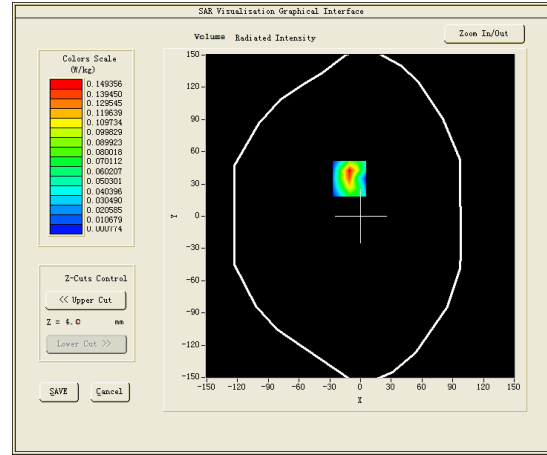
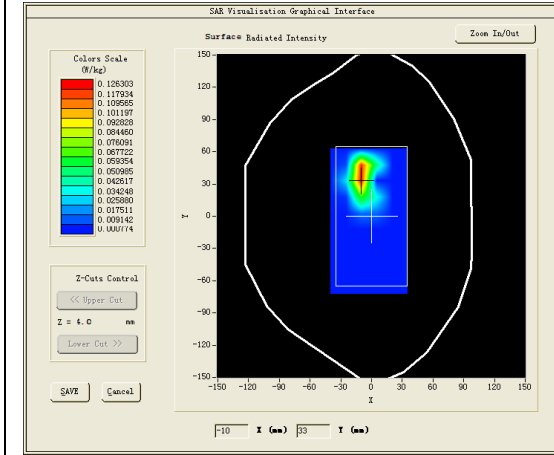
### **B. SAR Measurement Results**

Middle Band SAR (Channel 6):

<b>Frequency (MHz)</b>	2437.000000
<b>Relative permittivity (real part)</b>	52.915798
<b>Relative permittivity (imaginary part)</b>	14.315100
<b>Conductivity (S/m)</b>	1.942082
<b>Variation (%)</b>	2.320000

### SURFACE SAR

### VOLUME SAR

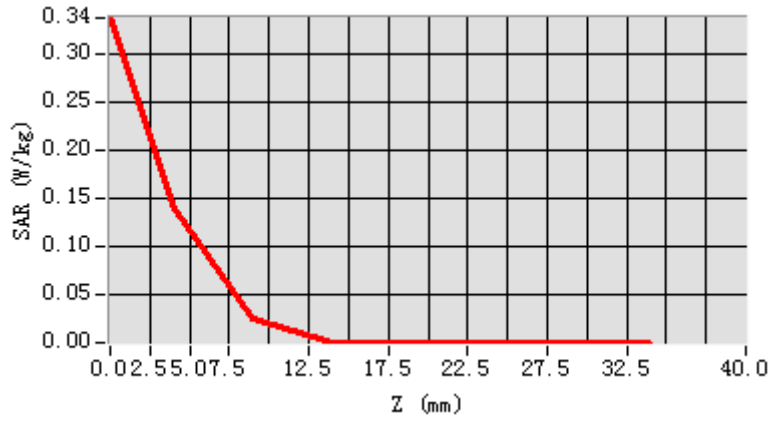


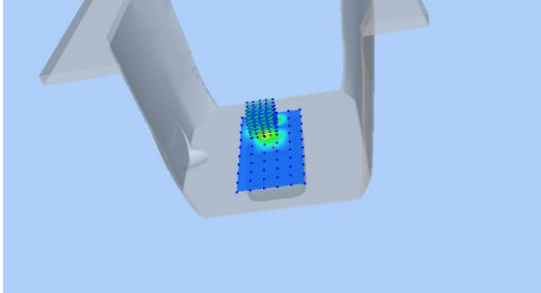
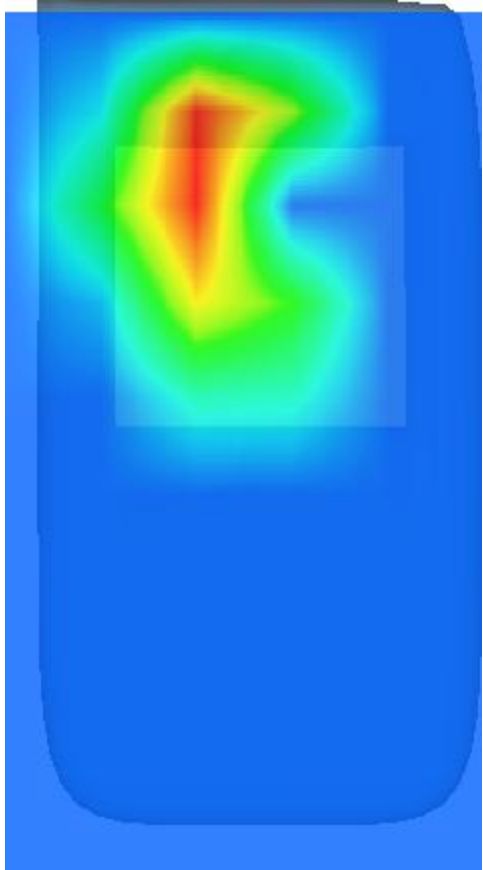
**Maximum location: X=-11.00, Y=35.00**

**SAR Peak: 0.39 W/kg**

<b>SAR 10g (W/Kg)</b>	0.069484
<b>SAR 1g (W/Kg)</b>	0.172280

<b>Z (mm)</b>	<b>0.00</b>	<b>4.00</b>	<b>9.00</b>	<b>14.00</b>	<b>19.00</b>	<b>24.00</b>	<b>29.00</b>
<b>SAR (W/Kg)</b>	<b>0.3368</b>	<b>0.1401</b>	<b>0.0264</b>	<b>0.0008</b>	<b>0.0008</b>	<b>0.0008</b>	<b>0.0008</b>



3D screen shot	Hot spot position
	

## MEASUREMENT 18

Towards-ground-middle

Type: Phone measurement (Complete)

Date of measurement: 20/8/2016

Measurement duration: 7 minutes 46 seconds

### **A. Experimental conditions.**

<b><u>Area Scan</u></b>	<u>dx=12mm dy=12mm</u>
<b><u>ZoomScan</u></b>	<u>5x5x7,dx=8mm dy=8mm dz=5mm,Complete</u>
<b><u>Phantom</u></b>	<u>Validation plane</u>
<b><u>Device Position</u></b>	<u>Body</u>
<b><u>Band</u></b>	<u>IEEE 802.11b ISM</u>
<b><u>Channels</u></b>	<u>Middle</u>
<b><u>Signal</u></b>	<u>IEEE802.b (Crest factor: 1.0)</u>
<b><u>Conversion factor</u></b>	<u>4.11</u>

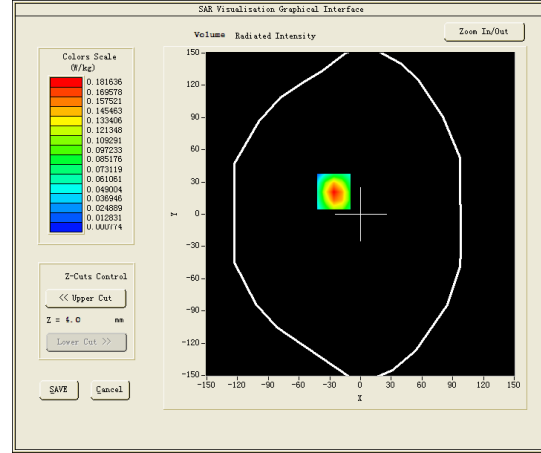
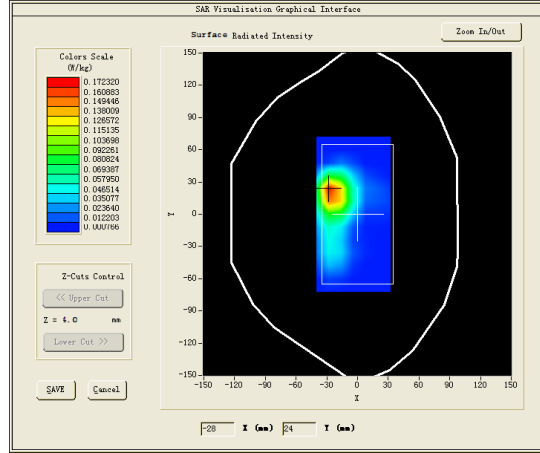
### **B. SAR Measurement Results**

Middle Band SAR (Channel 6):

<b>Frequency (MHz)</b>	2437.000000
<b>Relative permittivity (real part)</b>	52.915798
<b>Relative permittivity (imaginary part)</b>	14.315100
<b>Conductivity (S/m)</b>	1.942082
<b>Variation (%)</b>	2.390000

### SURFACE SAR

### VOLUME SAR

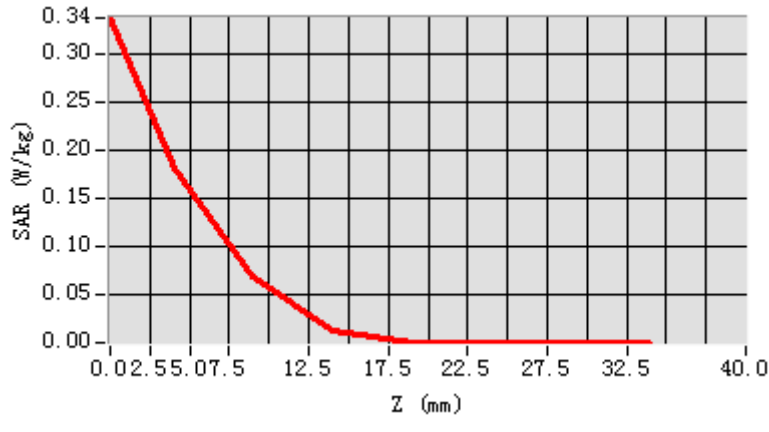


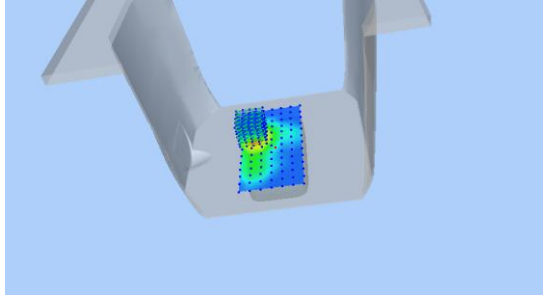
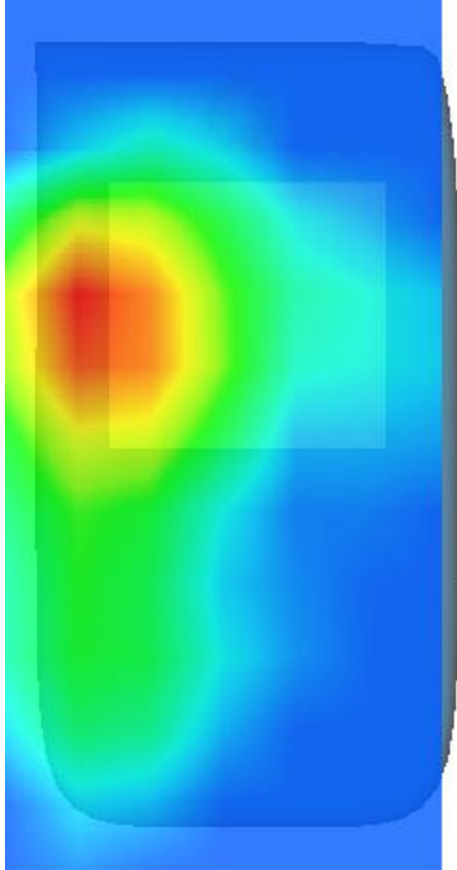
**Maximum location: X=-26.00, Y=21.00**

**SAR Peak: 0.37 W/kg**

<b>SAR 10g (W/Kg)</b>	0.076514
<b>SAR 1g (W/Kg)</b>	0.185682

<b>Z (mm)</b>	<b>0.00</b>	<b>4.00</b>	<b>9.00</b>	<b>14.00</b>	<b>19.00</b>	<b>24.00</b>	<b>29.00</b>
<b>SAR (W/Kg)</b>	<b>0.3382</b>	<b>0.1816</b>	<b>0.0705</b>	<b>0.0134</b>	<b>0.0008</b>	<b>0.0008</b>	<b>0.0008</b>



3D screen shot	Hot spot position
	

## MEASUREMENT 19

Type: Phone measurement (Complete)

Date of measurement: 30/8/2016

Measurement duration: 9 minutes 31 seconds

### **A. Experimental conditions.**

<b><u>Area Scan</u></b>	<u>dx=10mm dy=10mm</u>
<b><u>ZoomScan</u></b>	<u>8x8x7,dx=5mm dy=5mm dz=2mm,Complete</u>
<b><u>Phantom</u></b>	<u>Left head</u>
<b><u>Device Position</u></b>	<u>Cheek</u>
<b><u>Band</u></b>	<u>IEEE 802.11a U-NII-2A</u>
<b><u>Channels</u></b>	<u>Low</u>
<b><u>Signal</u></b>	<u>Duty Cycle: 1.0</u>

### **B. SAR Measurement Results**

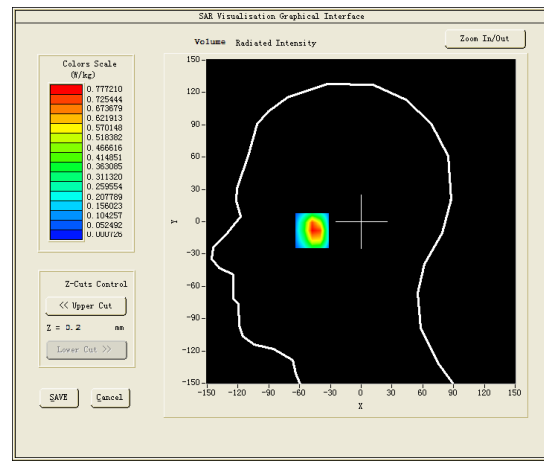
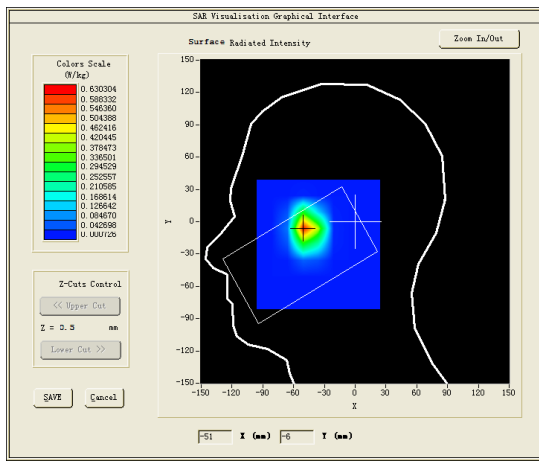
Low Band SAR (Channel 60):

<b>Frequency (MHz)</b>	5300.000000
<b>Relative permittivity (real part)</b>	35.344994
<b>Relative permittivity (imaginary part)</b>	16.5847077
<b>Conductivity (S/m)</b>	4.887213
<b>Variation (%)</b>	-1.670000



### SURFACE SAR

### VOLUME SAR

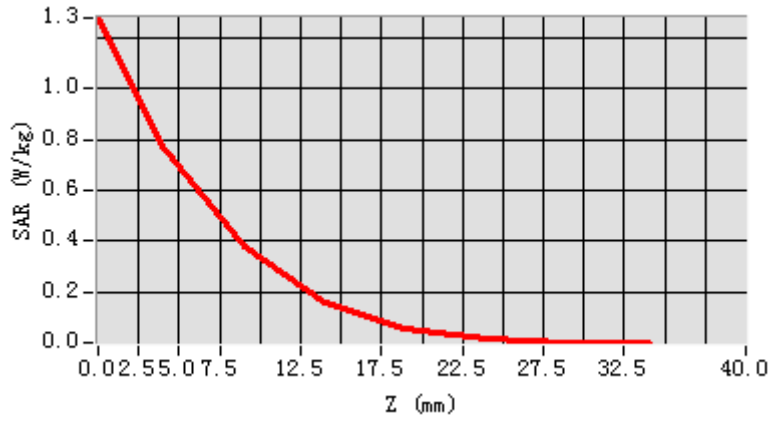


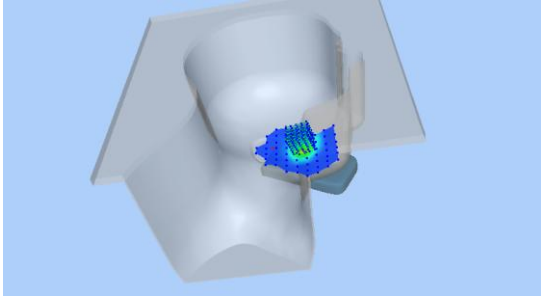
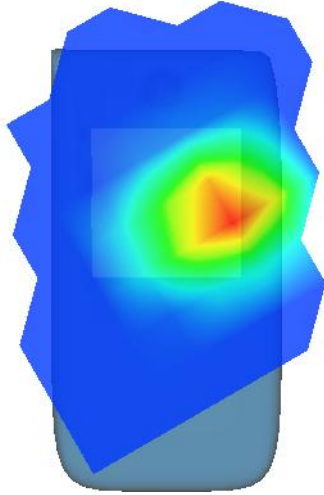
**Maximum location: X=-48.00, Y=-6.00**

**SAR Peak: 31.59 W/kg**

<b>SAR 10g (W/Kg)</b>	0.106553
<b>SAR 1g (W/Kg)</b>	0.328024

<b>Z (mm)</b>	<b>0.00</b>	<b>4.00</b>	<b>9.00</b>	<b>14.00</b>	<b>19.00</b>	<b>24.00</b>	<b>29.00</b>
<b>SAR (W/Kg)</b>	<b>1.2802</b>	<b>0.7772</b>	<b>0.3834</b>	<b>0.1558</b>	<b>0.0586</b>	<b>0.0176</b>	<b>0.0007</b>



3D screen shot	Hot spot position
	

## MEASUREMENT 20

Type: Phone measurement (Complete)

Date of measurement: 30/8/2016

Measurement duration: 8 minutes 25 seconds

### **A. Experimental conditions.**

<b><u>Area Scan</u></b>	<u>dx=10mm dy=10mm</u>
<b><u>ZoomScan</u></b>	<u>8x8x7,dx=5mm dy=5mm</u> <u>dz=2mm,Complete</u>
<b><u>Phantom</u></b>	<u>Left head</u>
<b><u>Device Position</u></b>	<u>Cheek</u>
<b><u>Band</u></b>	<u>IEEE 802.11a U-NII-3</u>
<b><u>Channels</u></b>	<u>High</u>
<b><u>Signal</u></b>	<u>Duty Cycle: 1.0</u>

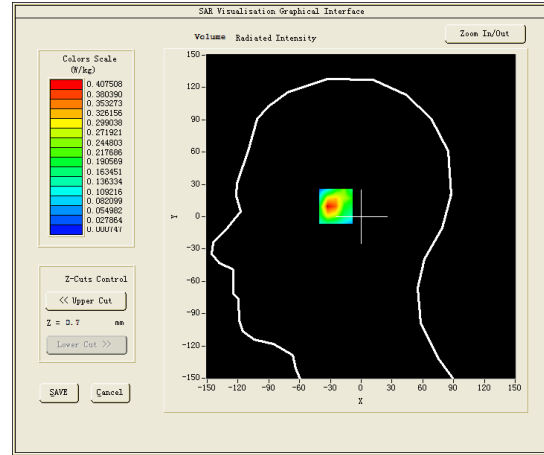
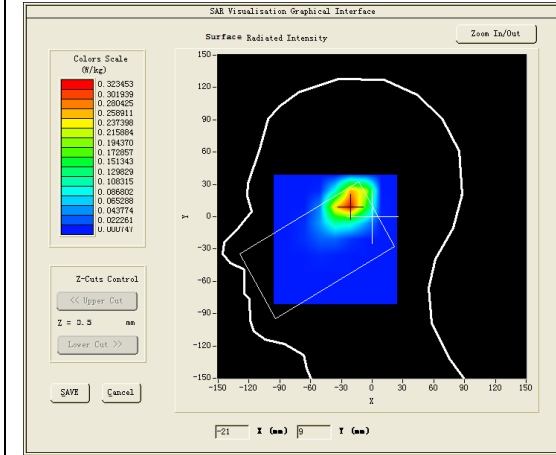
### **B. SAR Measurement Results**

Higher Band SAR (Channel 165):

<b>Frequency (MHz)</b>	5825.000000
<b>Relative permittivity (real part)</b>	35.375124
<b>Relative permittivity (imaginary part)</b>	16.244335
<b>Conductivity (S/m)</b>	5.261348
<b>Variation (%)</b>	0.000000

### SURFACE SAR

### VOLUME SAR

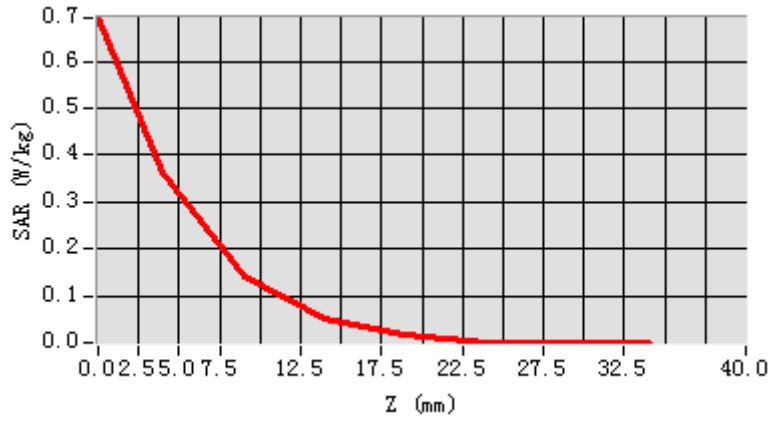


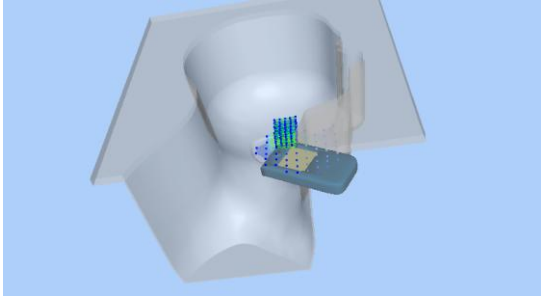
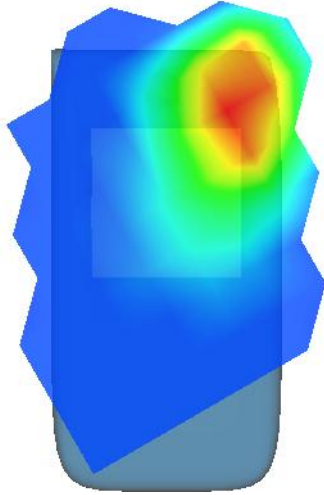
**Maximum location: X=-22.00, Y=12.00**

**SAR Peak: 0.75 W/kg**

<b>SAR 10g (W/Kg)</b>	0.061138
<b>SAR 1g (W/Kg)</b>	0.212406

<b>Z (mm)</b>	<b>0.00</b>	<b>4.00</b>	<b>9.00</b>	<b>14.00</b>	<b>19.00</b>	<b>24.00</b>	<b>29.00</b>
<b>SAR (W/Kg)</b>	<b>0.6925</b>	<b>0.3658</b>	<b>0.1415</b>	<b>0.0538</b>	<b>0.0186</b>	<b>0.0010</b>	<b>0.0007</b>



3D screen shot	Hot spot position
	

## MEASUREMENT 21

Towards- ground-low

Type: Phone measurement (Complete)

Date of measurement: 30/8/2016

Measurement duration: 11 minutes 5 seconds

### **A. Experimental conditions.**

<b><u>Area Scan</u></b>	<u>dx=10mm dy=10mm</u>
<b><u>ZoomScan</u></b>	<u>8x8x7,dx=4mm dy=4mm dz=2mm,Complete</u>
<b><u>Phantom</u></b>	<u>Validation plane</u>
<b><u>Device Position</u></b>	<u>Body</u>
<b><u>Band</u></b>	<u>IEEE 802.11a U-NII-1</u>
<b><u>Channels</u></b>	<u>low</u>
<b><u>Signal</u></b>	<u>Duty Cycle: 1.0</u>

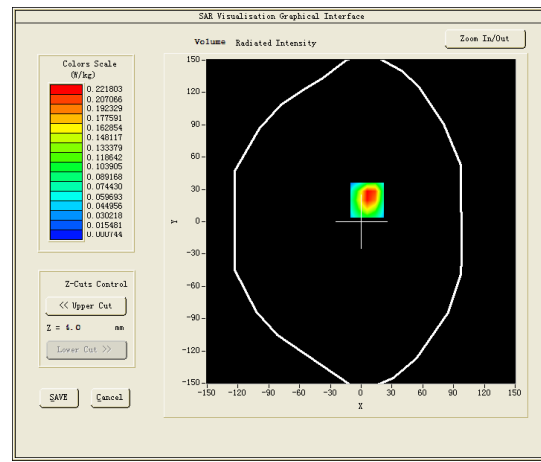
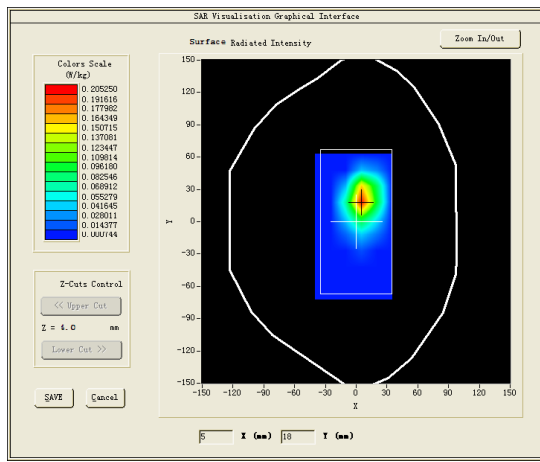
### **B. SAR Measurement Results**

low Band SAR (Channel 36):

<b>Frequency (MHz)</b>	5180.000000
<b>Relative permittivity (real part)</b>	49.379701
<b>Relative permittivity (imaginary part)</b>	17.911493
<b>Conductivity (S/m)</b>	5.158943
<b>Variation (%)</b>	0.930000

### SURFACE SAR

### VOLUME SAR

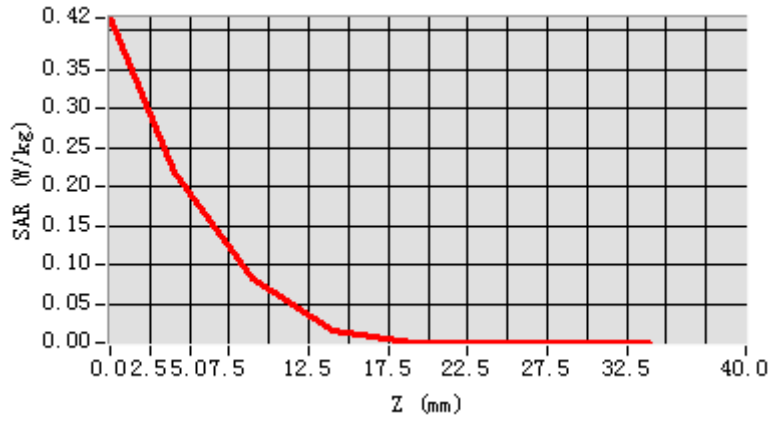


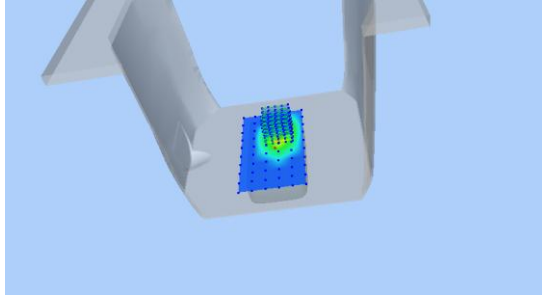
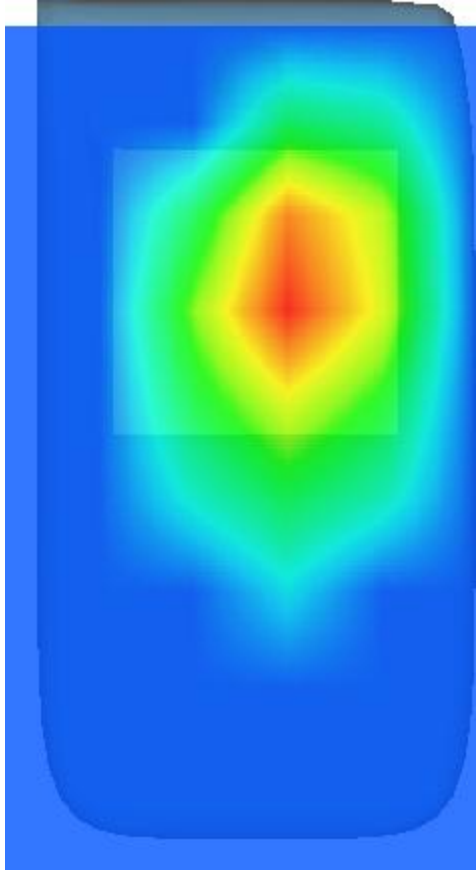
**Maximum location: X=6.00, Y=20.00**

**SAR Peak: 0.51 W/kg**

<b>SAR 10g (W/Kg)</b>	0.115455
<b>SAR 1g (W/Kg)</b>	0.299472

Z (mm)	0.00	4.00	9.00	14.00	19.00	24.00	29.00
SAR (W/Kg)	0.4163	0.2194	0.0820	0.0162	0.0007	0.0007	0.0007



3D screen shot	Hot spot position
	



## MEASUREMENT 22

Towards-ground-high

Type: Phone measurement (Complete)

Date of measurement: 30/8/2016

Measurement duration: 10 minutes 59 seconds

### **A. Experimental conditions.**

<b><u>Area Scan</u></b>	<u>dx=10mm dy=10mm</u>
<b><u>ZoomScan</u></b>	<u>8x8x7,dx=4mm dy=4mm dz=2mm,Complete</u>
<b><u>Phantom</u></b>	<u>Validation plane</u>
<b><u>Device Position</u></b>	<u>Body</u>
<b><u>Band</u></b>	<u>IEEE 802.11a U-NII-3</u>
<b><u>Channels</u></b>	<u>High</u>
<b><u>Signal</u></b>	<u>Duty Cycle: 1.0</u>

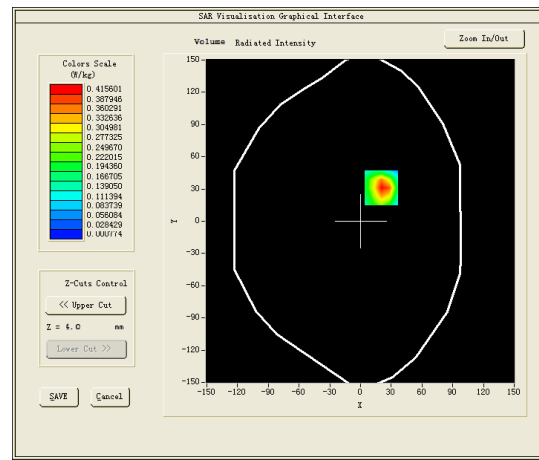
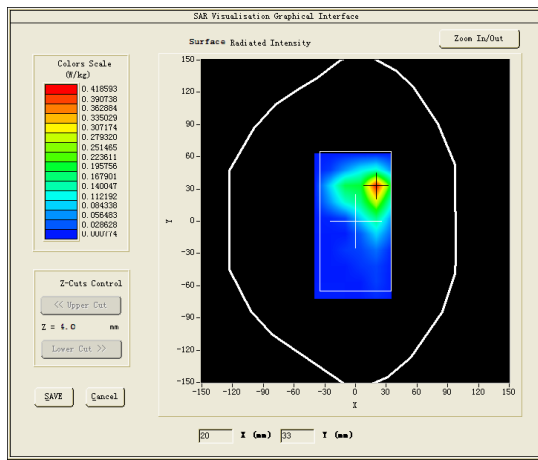
### **B. SAR Measurement Results**

High Band SAR (Channel 165):

<b>Frequency (MHz)</b>	5825.000000
<b>Relative permittivity (real part)</b>	48.235798
<b>Relative permittivity (imaginary part)</b>	19.060893
<b>Conductivity (S/m)</b>	6.1735981
<b>Variation (%)</b>	-1.630000

### SURFACE SAR

### VOLUME SAR

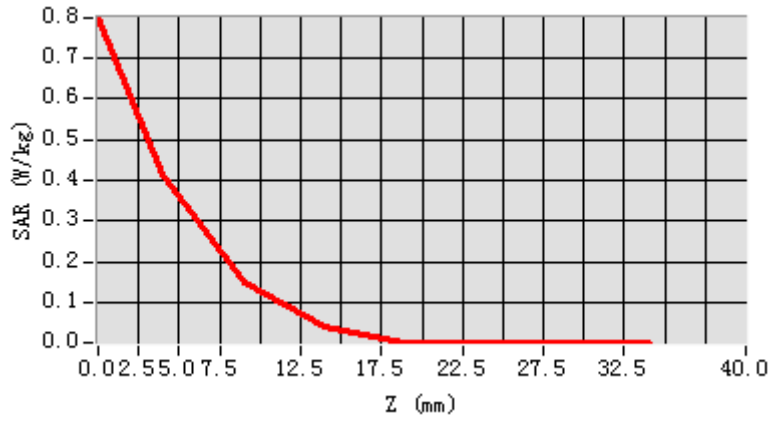


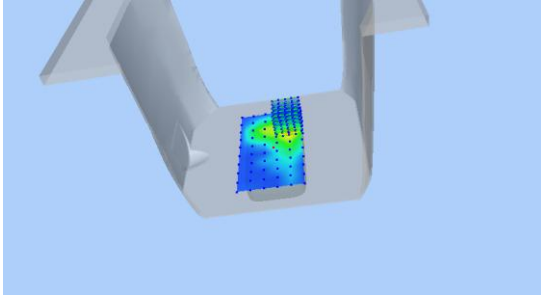
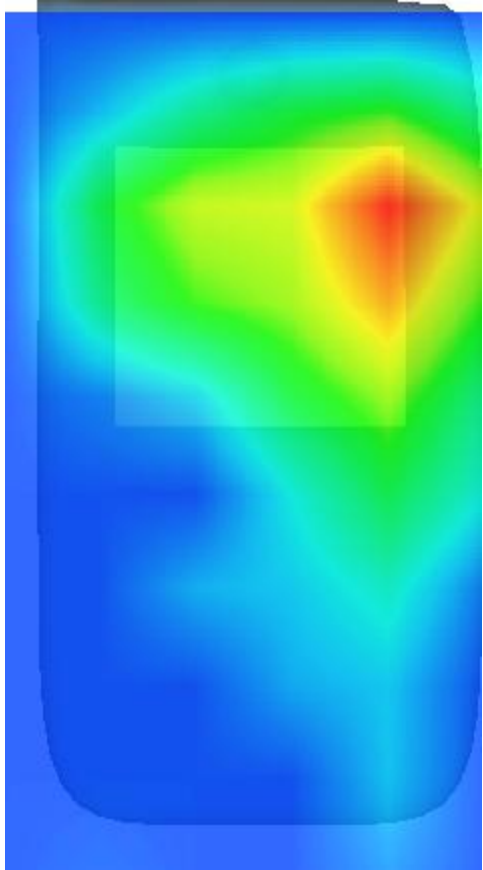
**Maximum location: X=20.00, Y=31.00**

**SAR Peak: 0.92 W/kg**

<b>SAR 10g (W/Kg)</b>	0.081118
<b>SAR 1g (W/Kg)</b>	0.226217

<b>Z (mm)</b>	<b>0.00</b>	<b>4.00</b>	<b>9.00</b>	<b>14.00</b>	<b>19.00</b>	<b>24.00</b>	<b>29.00</b>
<b>SAR (W/Kg)</b>	<b>0.7979</b>	<b>0.4156</b>	<b>0.1502</b>	<b>0.0379</b>	<b>0.0019</b>	<b>0.0008</b>	<b>0.0008</b>



3D screen shot	Hot spot position
	

## MEASUREMENT 23

Rear Side-low

Type: Phone measurement (Complete)

Date of measurement: 30/8/2016

Measurement duration: 8 minutes 25 seconds

### **A. Experimental conditions.**

<b><u>Area Scan</u></b>	<u>dx=10mm dy=10mm</u>
<b><u>ZoomScan</u></b>	<u>8x8x7,dx=4mm dy=4mm dz=2mm,Complete</u>
<b><u>Phantom</u></b>	<u>Validation plane</u>
<b><u>Device Position</u></b>	<u>Body</u>
<b><u>Band</u></b>	<u>IEEE 802.11a U-NII-1</u>
<b><u>Channels</u></b>	<u>low</u>
<b><u>Signal</u></b>	<u>Duty Cycle: 1.0</u>
<b><u>Conversion factor</u></b>	<u>4.11</u>

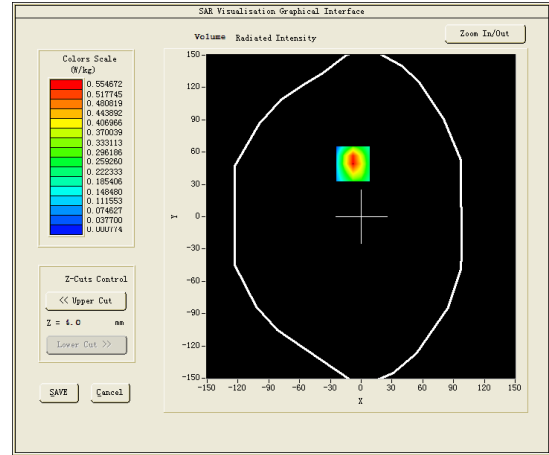
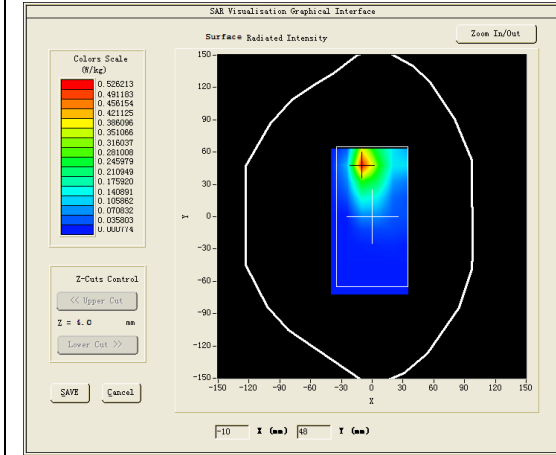
### **B. SAR Measurement Results**

low Band SAR (Channel 36):

<b>Frequency (MHz)</b>	5180.000000
<b>Relative permittivity (real part)</b>	50.215798
<b>Relative permittivity (imaginary part)</b>	16.03233
<b>Conductivity (S/m)</b>	5.192684
<b>Variation (%)</b>	-0.870000

### SURFACE SAR

### VOLUME SAR

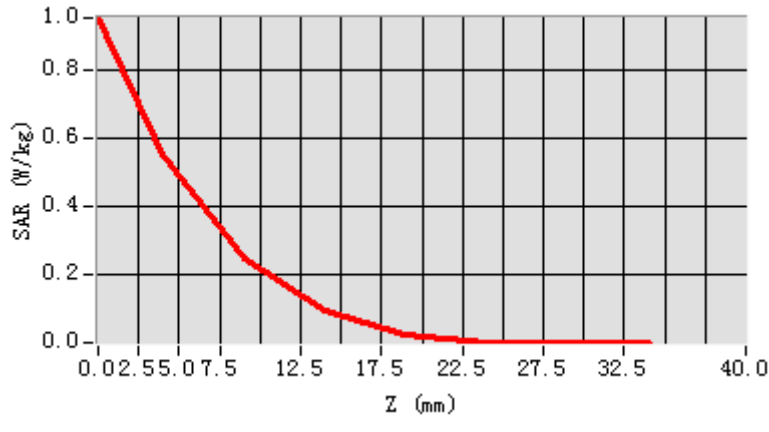


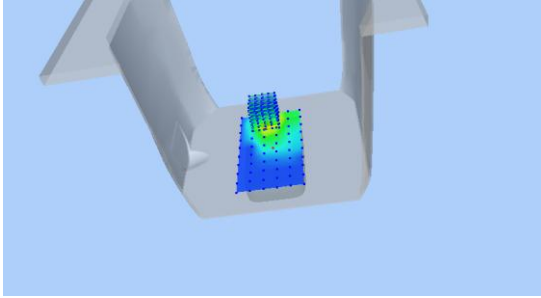
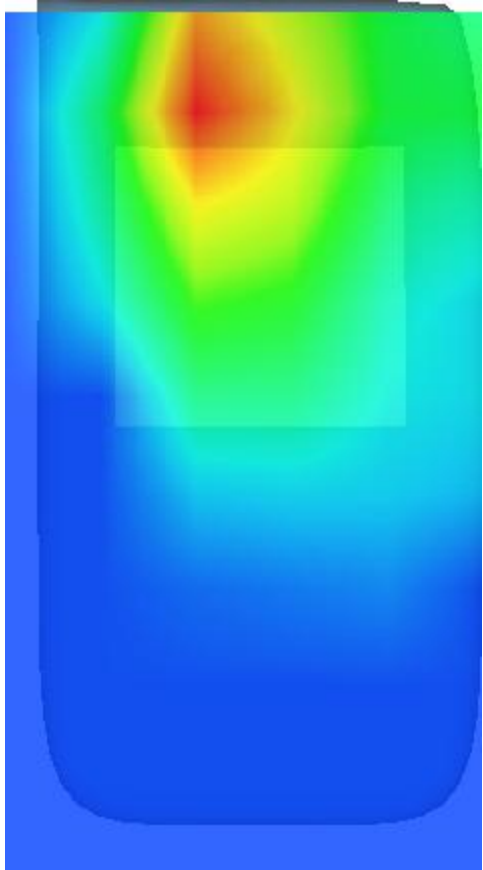
**Maximum location: X=-8.00, Y=49.00**

**SAR Peak: 1.10 W/kg**

<b>SAR 10g (W/Kg)</b>	0.102486
<b>SAR 1g (W/Kg)</b>	0.254398

Z (mm)	0.00	4.00	9.00	14.00	19.00	24.00	29.00
SAR (W/Kg)	0.9558	0.5547	0.2456	0.0958	0.0228	0.0008	0.0008



3D screen shot	Hot spot position
	

## MEASUREMENT 24

### Front Side-high

Type: Phone measurement (Complete)

Date of measurement: 30/8/2016

Measurement duration: 8 minutes 18 seconds

### **A. Experimental conditions.**

<b><u>Area Scan</u></b>	<u>dx=10mm dy=10mm</u>
<b><u>ZoomScan</u></b>	<u>8x8x7,dx=4mm dy=4mm dz=2mm,Complete</u>
<b><u>Phantom</u></b>	<u>Validation plane</u>
<b><u>Device Position</u></b>	<u>Body</u>
<b><u>Band</u></b>	<u>IEEE 802.11a U-NII-3</u>
<b><u>Channels</u></b>	<u>High</u>
<b><u>Signal</u></b>	<u>Duty Cycle: 1.0</u>

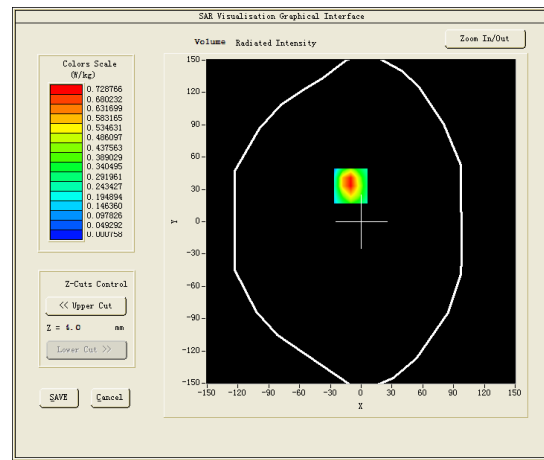
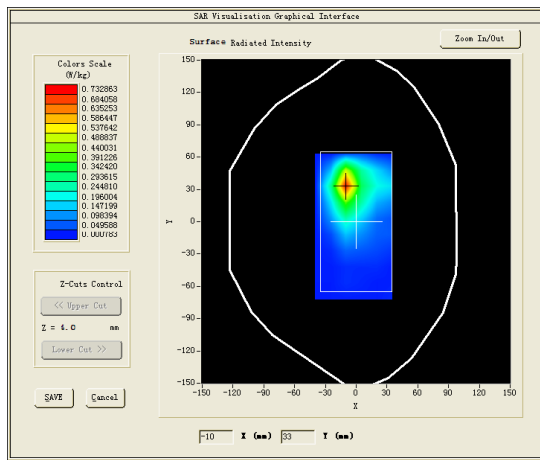
### **B. SAR Measurement Results**

High Band SAR (Channel 165):

<b>Frequency (MHz)</b>	5825.000000
<b>Relative permittivity (real part)</b>	48.139769
<b>Relative permittivity (imaginary part)</b>	19.159949
<b>Conductivity (S/m)</b>	6.205681
<b>Variation (%)</b>	0.540000

### SURFACE SAR

### VOLUME SAR



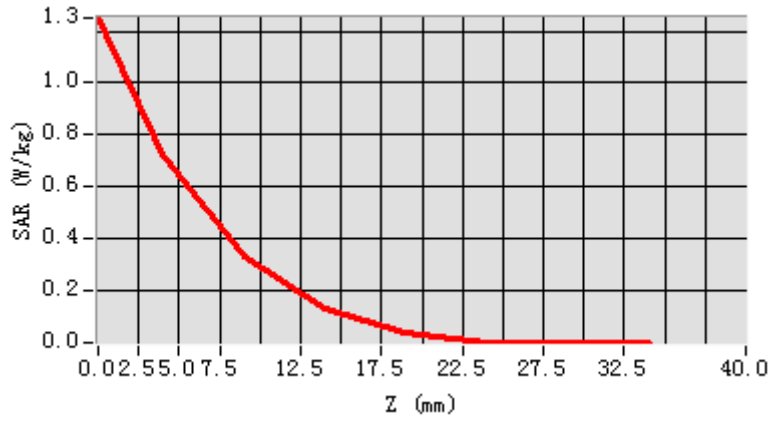
**Maximum location: X=-10.00, Y=33.00**

**SAR Peak: 1.26 W/kg**

<b>SAR 10g (W/Kg)</b>	0.074254
<b>SAR 1g (W/Kg)</b>	0.187098



<b>Z (mm)</b>	<b>0.00</b>	<b>4.00</b>	<b>9.00</b>	<b>14.00</b>	<b>19.00</b>	<b>24.00</b>	<b>29.00</b>
<b>SAR (W/Kg)</b>	<b>1.2505</b>	<b>0.7288</b>	<b>0.3296</b>	<b>0.1352</b>	<b>0.0411</b>	<b>0.0018</b>	<b>0.0008</b>



3D screen shot	Hot spot position
