



# RF TEST REPORT



Report No.: 17070504-FCC-R1

Supersede Report No.: N/A

|  |   |   |
|--|---|---|
| Applicant  | INFINIX MOBILITY LIMITED  |   |
| Product Name   | Mobile phone  |   |
| Model No.  | X559  |   |
| Serial No.   | N/A   |   |
| Test Standard  | FCC Part 22(H):2016 ;FCC Part 24(E):2016; FCC Part 27:2016;<br>ANSI/TIA-603-D: 2010 |   |
| Test Date  | June 27 to July 11, 2017  |   |
| Issue Date   | July 12, 2017   |   |
| Test Result  | <input checked="" type="checkbox"/> Pass <input type="checkbox"/> Fail              |   |
| Equipment complied with the specification  | <input checked="" type="checkbox"/>   |   |
| Equipment did not comply with the specification  | <input type="checkbox"/>  |   |
|   |  |  |
| Loren Luo<br>Test Engineer   | David Huang<br>Checked By   |   |
| This test report may be reproduced in full only<br>Test result presented in this test report is applicable to the tested sample only |   |   |

Issued by:

**SIEMIC (SHENZHEN-CHINA) LABORATORIES**

Zone A, Floor 1, Building 2 Wan Ye Long Technology Park

South Side of Zhoushi Road, Bao' an District, Shenzhen, Guangdong China 518108

Phone: +86 0755 2601 4629801 Email: [China@siemic.com.cn](mailto:China@siemic.com.cn)

## Laboratories Introduction

SIEMIC, headquartered in the heart of Silicon Valley, with superior facilities in US and Asia, is one of the leading independent testing and certification facilities providing customers with one-stop shop services for Compliance Testing and Global Certifications.



In addition to testing and certification, SIEMIC provides initial design reviews and compliance management throughout a project. Our extensive experience with China, Asia Pacific, North America, European, and International compliance requirements, assures the fastest, most cost effective way to attain regulatory compliance for the global markets.

### Accreditations for Conformity Assessment

| Country/Region | Scope                              |
|----------------|------------------------------------|
| USA            | EMC, RF/Wireless, SAR, Telecom     |
| Canada         | EMC, RF/Wireless, SAR, Telecom     |
| Taiwan         | EMC, RF, Telecom, SAR, Safety      |
| Hong Kong      | RF/Wireless, SAR, Telecom          |
| Australia      | EMC, RF, Telecom, SAR, Safety      |
| Korea          | EMI, EMS, RF, SAR, Telecom, Safety |
| Japan          | EMI, RF/Wireless, SAR, Telecom     |
| Singapore      | EMC, RF, SAR, Telecom              |
| Europe         | EMC, RF, SAR, Telecom, Safety      |

|             |                 |
|-------------|-----------------|
| Test Report | 17070504-FCC-R1 |
| Page        | 3 of 104        |

This page has been left blank intentionally.

# CONTENTS

|  |     |
|--|-----|
| 1. REPORT REVISION HISTORY .....                                   | 5   |
| 2. CUSTOMER INFORMATION.....                                       | 5   |
| 3. TEST SITE INFORMATION .....                                     | 5   |
| 4. EQUIPMENT UNDER TEST (EUT) INFORMATION .....                    | 6   |
| 5. TEST SUMMARY .....  | 9   |
| 6. MEASUREMENTS, EXAMINATION AND DERIVED RESULTS.....              | 10  |
| 6.1 RF EXPOSURE (SAR) .....  | 10  |
| 6.2 RF OUTPUT POWER.....   | 11  |
| 6.3 PEAK-AVERAGE RATIO.....  | 24  |
| 6.4 OCCUPIED BANDWIDTH .....                                       | 29  |
| 6.5 SPURIOUS EMISSIONS AT ANTENNA TERMINALS .....                  | 44  |
| 6.6 SPURIOUS RADIATED EMISSIONS.....                               | 60  |
| 6.7 BAND EDGE .....  | 67  |
| 6.8 FREQUENCY STABILITY.....                                       | 81  |
| ANNEX A. TEST INSTRUMENT.....                                      | 86  |
| ANNEX B. EUT AND TEST SETUP PHOTOGRAPHS.....                       | 88  |
| ANNEX C. TEST SETUP AND SUPPORTING EQUIPMENT.....                  | 100 |
| ANNEX C.II. EUT OPERATING CONKITIONS .....                         | 102 |
| ANNEX D. USER MANUAL / BLOCK DIAGRAM / SCHEMATICS / PARTLIST ..... | 103 |
| ANNEX E. DECLARATION OF SIMILARITY .....                           | 104 |

## 1. Report Revision History

| Report No.      | Report Version | Description | Issue Date    |
|-----------------|----------------|-------------|---------------|
| 17070504-FCC-R1 | NONE           | Original    | July 12, 2017 |
|                 |                |             |               |
|                 |                |             |               |
|                 |                |             |               |
|                 |                |             |               |

## 2. Customer information

|                  |  |
|------------------|--|
| Applicant Name   | INFINIX MOBILITY LIMITED   |
| Applicant Add    | RMS 05-15, 13A/F SOUTH TOWER WORLD FINANCE CTR HARBOUR CITY 17<br>CANTON RD TST KLN HONG KONG                      |
| Manufacturer     | SHENZHEN TECNO TECHNOLOGY CO.,LTD.   |
| Manufacturer Add | 1-4th Floor,3rd Building,Pacific Industrial Park,No.2088,Shenyan Road,Yantian<br>District,Shenzhen,Guangdong,China |

## 3. Test site information

|                      |  |
|----------------------|--|
| Lab performing tests | SIEMIC (Shenzhen-China) LABORATORIES   |
| Lab Address          | Zone A, Floor 1, Building 2 Wan Ye Long Technology Park<br>South Side of Zhoushi Road, Bao' an District, Shenzhen, Guangdong China<br>518108 |
| FCC Test Site No.    | 718246   |
| IC Test Site No.     | 4842E-1  |
| Test Software        | Radiated Emission Program-To Shenzhen v2.0   |

## 4. Equipment under Test (EUT) Information

|                               |  |
|-------------------------------|--|
| Description of EUT:           | Mobile phone   |
| Main Model:                   | X559   |
| Serial Model:                 | N/A  |
| Date EUT received:            | June 26, 2017  |
| Test Date(s):                 | June 27 to July 11, 2017   |
| Equipment Category :          | PCE  |
| Antenna Gain:                 | GSM850: -1.1dBi<br>PCS1900: -1dBi<br>UMTS-FDD Band V: -1.1dBi<br>UMTS-FDD Band IV: -1.4dBi<br>UMTS-FDD Band II: -1.1dBi<br>WIFI: -2.0dBi<br>Bluetooth/BLE: -2.0dBi<br>GPS: -2.0dBi   |
| Antenna Type:                 | PIFA antenna   |
| Type of Modulation:           | GSM / GPRS: GMSK<br>EGPRS: GMSK<br>UMTS-FDD: QPSK<br>802.11b/g/n: DSSS, OFDM<br>Bluetooth: GFSK, $\pi$ /4DQPSK, 8DPSK<br>BLE: GFSK<br>GPS: BPSK  |
| RF Operating Frequency (ies): | GSM850 TX: 824.2 ~ 848.8 MHz; RX: 869.2 ~ 893.8 MHz<br>PCS1900 TX: 1850.2 ~ 1909.8 MHz; RX: 1930.2 ~ 1989.8 MHz<br>UMTS-FDD Band V TX: 826.4 ~ 846.6 MHz; RX: 871.4 ~ 891.6 MHz<br>UMTS-FDD Band IV TX: 1712.4 ~ 1752.6 MHz;<br>RX : 2112.4 ~ 2152.6 MHz<br>UMTS-FDD Band II TX: 1852.4 ~ 1907.6 MHz;<br>RX: 1932.4 ~ 1987.6 MHz |

WIFI: 802.11b/g/n(20M): 2412-2462 MHz  
WIFI: 802.11n(40M): 2422-2452 MHz  
Bluetooth& BLE: 2402-2480 MHz  
GPS: 1575.42 MHz

GSM Voice:GSM850: 30.73 dBm  
PCS1900: 27.40 dBm

GPRS:GSM850: 30.72 dBm  
PCS1900: 27.29 dBm

EGPRS(MCS1):GSM850: 30.67 dBm  
PCS1900: 27.31 dBm

EGPRS(MCS5):GSM850: 26.33 dBm  
PCS1900: 24.85 dBm

Maximum Conducted  
AV Power to Antenna:

RMC:UMTS-FDD Band V: 23.45 dBm  
UMTS-FDD Band II: 21.74 dBm  
UMTS-FDD Band IV: 21.83 dBm

HSDPA:UMTS-FDD Band V: 22.36 dBm  
UMTS-FDD Band II: 20.52 dBm  
UMTS-FDD Band IV: 20.73 dBm

HSUPA:UMTS-FDD Band V:22.46 dBm  
UMTS-FDD Band II: 20.62 dBm  
UMTS-FDD Band IV: 20.76 dBm

GSM Voice:GSM850: 27.43 dBm / ERP  
PCS1900: 27.21 dBm / EIRP

GPRS:GSM850: 27.42 dBm / ERP  
PCS1900: 27.12 dBm / EIRP

EGPRS(MCS5):GSM850: 23.03 dBm / ERP  
PCS1900: 23.85 dBm / EIRP

ERP/EIRP:

RMC:UMTS-FDD Band V: 20.20 dBm / ERP  
UMTS-FDD Band II: 20.64 dBm / EIRP  
UMTS-FDD Band IV: 20.43 dBm / EIRP

HSDPA:UMTS-FDD Band V: 19.11 dBm / ERP  
UMTS-FDD Band II: 19.42 dBm / EIRP  
UMTS-FDD Band IV: 19.33 dBm / EIRP

HSUPA:UMTS-FDD Band V: 19.21 dBm / ERP  
UMTS-FDD Band II: 19.52 dBm / EIRP

UMTS-FDD Band IV: 19.36 dBm / EIRP

|                             |   |
|-----------------------------|---|
| Number of Channels:         | <p>GSM 850: 124CH</p> <p>PCS1900: 299CH</p> <p>UMTS-FDD Band V: 102CH</p> <p>UMTS-FDD Band IV: 202CH</p> <p>UMTS-FDD Band II: 277CH</p> <p>WIFI :802.11b/g/n(20M): 11CH</p> <p>WIFI :802.11n(40M): 7CH</p> <p>Bluetooth: 79CH</p> <p>BLE: 40CH</p> <p>GPS:1CH</p> |
| Port:                       | <p>USB Port, Earphone Port</p>  |
| Input Power:                | <p>Adapter:</p> <p>Model: A88-502000</p> <p>Input: AC100-240V~50/60Hz,0.35A</p> <p>Output: DC 5.0V,2.0A</p> <p>Battery:</p> <p>Model: BL-39EX</p> <p>Spec : 3.85V,3900mAh/4000mAh,15.01Wh/15.40Wh</p> <p>Voltage: 4.4V</p>  |
| Trade Name :                | Infinix   |
| GPRS/EGPRS Multi-slot class | 8/10/12   |
| FCC ID:                     | 2AIZN-X559  |



## 5. Test Summary

The product was tested in accordance with the following specifications.

All testing has been performed according to below product classification:

| FCC Rules  | Description of Test  | Result     |
|--|--|------------|
| § 1.1307; § 2.1093   | RF Exposure (SAR)  | Compliance |
| §2.1046; § 22.913(a); § 24.232(c);<br>§ 27.50(c.10) ; § 27.50(d.4) | RF Output Power  | Compliance |
| § 24.232 (d) ; § 27.50(d)  | Peak-Average Ratio   | Compliance |
| § 2.1049; § 22.905; § 22.917;<br>§ 24.238; § 27.53(a.5)            | 99% & -26 dB Occupied Bandwidth  | Compliance |
| § 2.1051; § 22.917(a);<br>§ 24.238(a); § 27.53(h)                  | Spurious Emissions at Antenna Terminal                                 | Compliance |
| § 2.1053; § 22.917(a);<br>§ 24.238(a); § 27.53(h)                  | Field Strength of Spurious Radiation                                   | Compliance |
| § 22.917(a); § 24.238(a);<br>§ 27.53(h)                            | Out of band emission, Band Edge  | Compliance |
| § 2.1055; § 22.355; § 24.235;<br>§ 27.5(h); § 27.54                | Frequency stability vs. temperature<br>Frequency stability vs. voltage | Compliance |

Note: Testing was performed by configuring EUT to maximum output power status, the declared output power class for different

### Measurement Uncertainty

| Emissions                                    |   |               |
|--|---|---------------|
| Test Item                                    | Description   | Uncertainty   |
| Band Edge and Radiated<br>Spurious Emissions | Confidence level of approximately 95% (in the case where distributions are normal), with a coverage factor of 2 (for EUTs < 0.5m X 0.5m X 0.5m) | +5.6dB/-4.5dB |
| -  | -   | -             |

## 6. MEASUREMENTS, EXAMINATION AND DERIVED RESULTS

### 6.1 RF Exposure (SAR)

Test Result: Pass

The EUT is a portable device, thus requires SAR evaluation;

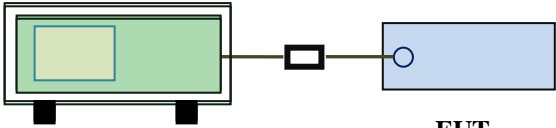
Please refer to RF Exposure Evaluation Report: 17070504-FCC-H.

## 6.2 RF Output Power

|                      |               |
|----------------------|---------------|
| Temperature          | 25 °C         |
| Relative Humidity    | 54%           |
| Atmospheric Pressure | 1010mbar      |
| Test date :          | July 06, 2017 |
| Tested By :          | Loren Luo     |

### Requirement(s):

| Spec        | Item | Requirement  | Applicable                          |
|-------------|------|--------------|-------------------------------------|
| §22.913 (a) | a)   | ERP:38.45dBm | <input checked="" type="checkbox"/> |
| §24.232 (c) | b)   | EIRP:33dBm   | <input checked="" type="checkbox"/> |
| §27.50 (c)  | c)   | EIRP: 30dBm  | <input checked="" type="checkbox"/> |

|            |   |
|------------|---|
| Test Setup |  <p style="text-align: center;">Base Station                      EUT</p> |
|------------|---|

|                |   |
|----------------|---|
| Test Procedure | <p>For Conducted Power:</p> <ul style="list-style-type: none"> <li>- The transmitter output port was connected to base station.</li> <li>- Set EUT at maximum power through base station.</li> <li>- Select lowest, middle, and highest channels for each band and different test mode.</li> </ul> <p>For ERP/EIRP:</p> <p>According with KDB 971168 v02r02</p> <ul style="list-style-type: none"> <li>- The transmitter was placed on a wooden turntable, and it was transmitting into a non-radiating load which was also placed on the turntable.</li> <li>- The measurement antenna was placed at a distance of 3 meters from the EUT. During the tests, the antenna height and polarization as well as EUT azimuth were varied in order to identify the maximum level of emissions from the EUT. The test was performed by placing the EUT on 3-orthogonal axis.</li> <li>- The frequency range up to tenth harmonic of the fundamental</li> </ul> |
|----------------|---|

|        |   |
|--------|---|
|        | <p>frequency was investigated.</p> <ul style="list-style-type: none"> <li>- Remove the EUT and replace it with substitution antenna. A signal generator was connected to the substitution antenna by a non-radiating cable. The absolute levels of the spurious emissions were measured by the substitution.</li> <li>- Spurious emissions in dB = <math>10 \log (\text{TX power in Watts}/0.001)</math> – the absolute level</li> <li>- Spurious attenuation limit in dB = <math>43 + 10 \text{ Log}_{10} (\text{power out in Watts})</math>.</li> </ul> |
| Remark |   |
| Result | <input checked="" type="checkbox"/> Pass <input type="checkbox"/> Fail  |

Test Data     Yes                       N/A  
 Test Plot     Yes (See below)             N/A

## Conducted Power

### GSM Mode:

| Burst Average Power (dBm);                           |              |       |       |                              |         |              |              |                              |
|--|--------------|-------|-------|------------------------------|---------|--------------|--------------|------------------------------|
| Band   | GSM850       |       |       |                              | PCS1900 |              |              |                              |
| Channel  | 128          | 190   | 251   | Tune up<br>Power<br>tolerant | 512     | 661          | 810          | Tune up<br>Power<br>tolerant |
| Frequency (MHz)                                      | 824.2        | 836.6 | 848.8 | /                            | 1850.2  | 1880         | 1909.8       | /                            |
| GSM Voice<br>(1 uplink),GMSK                         | <b>30.73</b> | 30.61 | 30.47 | 30±1                         | 27.17   | 27.33        | <b>27.40</b> | 27±1                         |
| GPRS Multi-Slot Class<br>8 (1 uplink),GMSK           | <b>30.72</b> | 30.57 | 30.46 | 30±1                         | 27.13   | <b>27.29</b> | 27.27        | 27±1                         |
| GPRS Multi-Slot Class<br>10 (2 uplink) GMSK          | 30.29        | 30.15 | 29.96 | 30±1                         | 26.33   | 26.09        | 25.86        | 26±1                         |
| GPRS Multi-Slot Class<br>12 (4 uplink) GMSK          | 28.26        | 28.13 | 28.05 | 28±1                         | 22.42   | 22.17        | 22.09        | 22±1                         |
| EGPRS Multi-Slot<br>Class 8 (1 uplink)<br>GMSK MCS1  | <b>30.67</b> | 30.56 | 30.44 | 30±1                         | 27.08   | <b>27.31</b> | 27.25        | 27±1                         |
| EGPRS Multi-Slot<br>Class 10 (2 uplink)<br>GMSK MCS1 | 30.23        | 30.11 | 29.92 | 30±1                         | 26.89   | 26.7         | 26.93        | 27±1                         |
| EGPRS Multi-Slot<br>Class 12 (4 uplink)<br>GMSK MCS1 | 28.19        | 28.1  | 28.78 | 28±1                         | 24.7    | 24.64        | 23.45        | 24±1                         |
| EGPRS Multi-Slot<br>Class 8 (1 uplink)<br>8PSK MCS5  | <b>26.33</b> | 26.26 | 26.06 | 26±1                         | 24.5    | <b>24.85</b> | 23.36        | 24±1                         |
| EGPRS Multi-Slot<br>Class 10 (2 uplink)<br>8PSK MCS5 | 24.93        | 24.84 | 24.62 | 24±1                         | 23.37   | 23.26        | 22.44        | 23±1                         |
| EGPRS Multi-Slot<br>Class 12 (4 uplink)<br>8PSK MCS5 | 21.3         | 21.43 | 21.22 | 21.3±1                       | 21.46   | 21.36        | 21.51        | 21.3±1                       |

|             |                 |
|-------------|-----------------|
| Test Report | 17070504-FCC-R1 |
| Page        | 14 of 104       |

Remark :

GPRS, CS1 coding scheme.

EGPRS, MCS1 coding scheme.

EGPRS, MCS5 coding scheme.

Multi-Slot Class 8 , Support Max 4 downlink, 1 uplink , 5 working link

Multi-Slot Class 10 , Support Max 4 downlink, 2 uplink , 5 working link

Multi-Slot Class 12 , Support Max 4 downlink, 4 uplink , 5 working link

## UMTS Mode:

### UMTS-FDD Band V

| Band/ Time Slot configuration | Channel | Frequency | Average power (dBm) | Tune up Power tolerant |
|-------------------------------|---------|-----------|---------------------|------------------------|
| RMC<br>12.2kbps               | 4132    | 826.4     | <b>23.45</b>        | 23±1                   |
|                               | 4175    | 835       | 23.07               | 23±1                   |
|                               | 4233    | 846.6     | 23.07               | 23±1                   |
| HSDPA<br>Subtest1             | 4132    | 826.4     | 22.26               | 22±1                   |
|                               | 4175    | 835       | 22.25               | 22±1                   |
|                               | 4233    | 846.6     | 22.24               | 22±1                   |
| HSDPA<br>Subtest2             | 4132    | 826.4     | <b>22.36</b>        | 22±1                   |
|                               | 4175    | 835       | 22.31               | 22±1                   |
|                               | 4233    | 846.6     | 22.25               | 22±1                   |
| HSDPA<br>Subtest3             | 4132    | 826.4     | 22.29               | 22±1                   |
|                               | 4175    | 835       | 22.28               | 22±1                   |
|                               | 4233    | 846.6     | 22.27               | 22±1                   |
| HSDPA<br>Subtest4             | 4132    | 826.4     | 22.25               | 22±1                   |
|                               | 4175    | 835       | 22.21               | 22±1                   |
|                               | 4233    | 846.6     | 22.32               | 22±1                   |
| HSUPA<br>Subtest1             | 4132    | 826.4     | 22.31               | 22±1                   |
|                               | 4175    | 835       | 22.26               | 22±1                   |
|                               | 4233    | 846.6     | 22.34               | 22±1                   |
| HSUPA<br>Subtest2             | 4132    | 826.4     | 22.34               | 22±1                   |
|                               | 4175    | 835       | 22.36               | 22±1                   |
|                               | 4233    | 846.6     | 22.31               | 22±1                   |
| HSUPA<br>Subtest3             | 4132    | 826.4     | 22.42               | 22±1                   |
|                               | 4175    | 835       | 22.41               | 22±1                   |
|                               | 4233    | 846.6     | <b>22.46</b>        | 22±1                   |
| HSUPA<br>Subtest4             | 4132    | 826.4     | 22.29               | 22±1                   |
|                               | 4175    | 835       | 22.36               | 22±1                   |
|                               | 4233    | 846.6     | 22.35               | 22±1                   |
| HSUPA<br>Subtest5             | 4132    | 826.4     | 22.34               | 22±1                   |
|                               | 4175    | 835       | 22.29               | 22±1                   |
|                               | 4233    | 846.6     | 22.41               | 22±1                   |

## UMTS-FDD Band II

| Band/ Time Slot configuration | Channel | Frequency | Average power (dBm) | Tune up Power tolerant |
|-------------------------------|---------|-----------|---------------------|------------------------|
| RMC<br>12.2kbps               | 9262    | 1852.4    | 21.26               | 21.3±1                 |
|                               | 9400    | 1880      | <b>21.74</b>        | 21.3±1                 |
|                               | 9538    | 1907.6    | 21.23               | 21.3±1                 |
| HSDPA<br>Subtest1             | 9262    | 1852.4    | 20.36               | 21.3±1                 |
|                               | 9400    | 1880      | <b>20.52</b>        | 21.3±1                 |
|                               | 9538    | 1907.6    | 20.36               | 21.3±1                 |
| HSDPA<br>Subtest2             | 9262    | 1852.4    | 20.51               | 21.3±1                 |
|                               | 9400    | 1880      | 20.41               | 21.3±1                 |
|                               | 9538    | 1907.6    | 20.42               | 21.3±1                 |
| HSDPA<br>Subtest3             | 9262    | 1852.4    | 20.43               | 21.3±1                 |
|                               | 9400    | 1880      | 20.31               | 21.3±1                 |
|                               | 9538    | 1907.6    | 20.36               | 21.3±1                 |
| HSDPA<br>Subtest4             | 9262    | 1852.4    | 20.35               | 21.3±1                 |
|                               | 9400    | 1880      | 20.39               | 21.3±1                 |
|                               | 9538    | 1907.6    | 20.34               | 21.3±1                 |
| HSUPA<br>Subtest1             | 9262    | 1852.4    | 20.53               | 21.3±1                 |
|                               | 9400    | 1880      | 20.54               | 21.3±1                 |
|                               | 9538    | 1907.6    | 20.46               | 21.3±1                 |
| HSUPA<br>Subtest2             | 9262    | 1852.4    | 20.41               | 21.3±1                 |
|                               | 9400    | 1880      | 20.43               | 21.3±1                 |
|                               | 9538    | 1907.6    | 20.34               | 21.3±1                 |
| HSUPA<br>Subtest3             | 9262    | 1852.4    | 20.39               | 21.3±1                 |
|                               | 9400    | 1880      | 20.45               | 21.3±1                 |
|                               | 9538    | 1907.6    | 20.52               | 21.3±1                 |
| HSUPA<br>Subtest4             | 9262    | 1852.4    | 20.53               | 21.3±1                 |
|                               | 9400    | 1880      | 20.54               | 21.3±1                 |
|                               | 9538    | 1907.6    | 20.61               | 21.3±1                 |
| HSUPA<br>Subtest5             | 9262    | 1852.4    | <b>20.62</b>        | 21.3±1                 |
|                               | 9400    | 1880      | 20.43               | 21.3±1                 |
|                               | 9538    | 1907.6    | 20.44               | 21.3±1                 |



### UMTS-FDD Band IV

| Band/ Time Slot configuration | Channel | Frequency | Average power (dBm) | Tune up Power tolerant |
|-------------------------------|---------|-----------|---------------------|------------------------|
| RMC<br>12.2kbps               | 1313    | 1712.6    | 21.63               | 21.3±1                 |
|                               | 1413    | 1732.6    | <b>21.83</b>        | 21.3±1                 |
|                               | 1512    | 1752.4    | 21.79               | 21.3±1                 |
| HSDPA<br>Subtest1             | 1313    | 1712.6    | 20.69               | 21.3±1                 |
|                               | 1413    | 1732.6    | 20.56               | 21.3±1                 |
|                               | 1512    | 1752.4    | 20.66               | 21.3±1                 |
| HSDPA<br>Subtest2             | 1313    | 1712.6    | 20.64               | 21.3±1                 |
|                               | 1413    | 1732.6    | 20.71               | 21.3±1                 |
|                               | 1512    | 1752.4    | 20.72               | 21.3±1                 |
| HSDPA<br>Subtest3             | 1313    | 1712.6    | <b>20.73</b>        | 21.3±1                 |
|                               | 1413    | 1732.6    | 20.69               | 21.3±1                 |
|                               | 1512    | 1752.4    | 20.65               | 21.3±1                 |
| HSDPA<br>Subtest4             | 1313    | 1712.6    | 20.66               | 21.3±1                 |
|                               | 1413    | 1732.6    | 20.63               | 21.3±1                 |
|                               | 1512    | 1752.4    | 20.71               | 21.3±1                 |
| HSUPA<br>Subtest1             | 1313    | 1712.6    | 20.72               | 21.3±1                 |
|                               | 1413    | 1732.6    | <b>20.76</b>        | 21.3±1                 |
|                               | 1512    | 1752.4    | 20.64               | 21.3±1                 |
| HSUPA<br>Subtest2             | 1313    | 1712.6    | 20.63               | 21.3±1                 |
|                               | 1413    | 1732.6    | 20.69               | 21.3±1                 |
|                               | 1512    | 1752.4    | 20.63               | 21.3±1                 |
| HSUPA<br>Subtest3             | 1313    | 1712.6    | 20.68               | 21.3±1                 |
|                               | 1413    | 1732.6    | 20.72               | 21.3±1                 |
|                               | 1512    | 1752.4    | 20.59               | 21.3±1                 |
| HSUPA<br>Subtest4             | 1313    | 1712.6    | 20.66               | 21.3±1                 |
|                               | 1413    | 1732.6    | 20.69               | 21.3±1                 |
|                               | 1512    | 1752.4    | 20.64               | 21.3±1                 |
| HSUPA<br>Subtest5             | 1313    | 1712.6    | 20.62               | 21.3±1                 |
|                               | 1413    | 1732.6    | 20.63               | 21.3±1                 |
|                               | 1512    | 1752.4    | 20.69               | 21.3±1                 |

## ERP & EIRP

### GSM Voice

#### ERP for Cellular Band (Part 22H)

| Frequency (MHz) | Substituted level (dBm) | Antenna Polarization | Antenna Gain correction (dBi) | Cable Loss (dB) | Absolute Level (dBm) | Limit (dBm) |
|-----------------|-------------------------|----------------------|-------------------------------|-----------------|----------------------|-------------|
| 824.2           | 21.28                   | V                    | 6.8                           | 0.53            | <b>27.43</b>         | 38.45       |
| 824.2           | 19.63                   | H                    | 6.8                           | 0.53            | 25.56                | 38.45       |
| 836.6           | 21.31                   | V                    | 6.8                           | 0.53            | 27.31                | 38.45       |
| 836.6           | 19.57                   | H                    | 6.8                           | 0.53            | 25.61                | 38.45       |
| 848.8           | 21.24                   | V                    | 6.9                           | 0.53            | 27.17                | 38.45       |
| 848.8           | 19.62                   | H                    | 6.9                           | 0.53            | 25.33                | 38.45       |

#### EIRP for PCS Band (Part 24E)

| Frequency (MHz) | Substituted level (dBm) | Antenna Polarization | Antenna Gain correction (dBi) | Cable Loss (dB) | Absolute Level (dBm) | Limit (dBm) |
|-----------------|-------------------------|----------------------|-------------------------------|-----------------|----------------------|-------------|
| 1850.2          | 22.43                   | V                    | 7.88                          | 0.85            | 27.14                | 33          |
| 1850.2          | 20.98                   | H                    | 7.88                          | 0.85            | 25.19                | 33          |
| 1880            | 22.39                   | V                    | 7.88                          | 0.85            | <b>27.21</b>         | 33          |
| 1880            | 20.94                   | H                    | 7.88                          | 0.85            | 25.36                | 33          |
| 1909.8          | 22.47                   | V                    | 7.86                          | 0.85            | 27.16                | 33          |
| 1909.8          | 20.93                   | H                    | 7.86                          | 0.85            | 25.25                | 33          |

**GPRS:**

**ERP for Cellular Band (Part 22H)**

| Frequency (MHz) | Substituted level (dBm) | Antenna Polarization | Antenna Gain correction (dBi) | Cable Loss (dB) | Absolute Level (dBm) | Limit (dBm) |
|-----------------|-------------------------|----------------------|-------------------------------|-----------------|----------------------|-------------|
| 824.2           | 21.06                   | V                    | 6.8                           | 0.53            | <b>27.42</b>         | 38.45       |
| 824.2           | 19.32                   | H                    | 6.8                           | 0.53            | 25.59                | 38.45       |
| 836.6           | 21.15                   | V                    | 6.8                           | 0.53            | 27.27                | 38.45       |
| 836.6           | 19.41                   | H                    | 6.8                           | 0.53            | 25.43                | 38.45       |
| 848.8           | 21.08                   | V                    | 6.9                           | 0.53            | 27.16                | 38.45       |
| 848.8           | 19.34                   | H                    | 6.9                           | 0.53            | 25.24                | 38.45       |

**EIRP for PCS Band (Part 24E)**

| Frequency (MHz) | Substituted level (dBm) | Antenna Polarization | Antenna Gain correction (dBi) | Cable Loss (dB) | Absolute Level (dBm) | Limit (dBm) |
|-----------------|-------------------------|----------------------|-------------------------------|-----------------|----------------------|-------------|
| 1850.2          | 22.28                   | V                    | 7.88                          | 0.85            | 27.1                 | 33          |
| 1850.2          | 20.51                   | H                    | 7.88                          | 0.85            | 25.14                | 33          |
| 1880            | 22.23                   | V                    | 7.88                          | 0.85            | <b>27.12</b>         | 33          |
| 1880            | 20.56                   | H                    | 7.88                          | 0.85            | 25.19                | 33          |
| 1909.8          | 22.31                   | V                    | 7.86                          | 0.85            | 27.11                | 33          |
| 1909.8          | 20.57                   | H                    | 7.86                          | 0.85            | 25.17                | 33          |

**EGPRS (MCS5):**

**ERP for Cellular Band (Part 22H)**

| Frequency (MHz) | Substituted level (dBm) | Antenna Polarization | Antenna Gain correction (dBi) | Cable Loss (dB) | Absolute Level (dBm) | Limit (dBm) |
|-----------------|-------------------------|----------------------|-------------------------------|-----------------|----------------------|-------------|
| 824.2           | 21.18                   | V                    | 6.8                           | 0.53            | <b>23.03</b>         | 38.45       |
| 824.2           | 19.42                   | H                    | 6.8                           | 0.53            | 21.26                | 38.45       |
| 836.6           | 21.15                   | V                    | 6.8                           | 0.53            | 22.96                | 38.45       |
| 836.6           | 19.39                   | H                    | 6.8                           | 0.53            | 21.13                | 38.45       |
| 848.8           | 21.21                   | V                    | 6.9                           | 0.53            | 22.76                | 38.45       |
| 848.8           | 19.44                   | H                    | 6.9                           | 0.53            | 20.89                | 38.45       |

**EIRP for PCS Band (Part 24E)**

| Frequency (MHz) | Substituted level (dBm) | Antenna Polarization | Antenna Gain correction (dBi) | Cable Loss (dB) | Absolute Level (dBm) | Limit (dBm) |
|-----------------|-------------------------|----------------------|-------------------------------|-----------------|----------------------|-------------|
| 1850.2          | 22.16                   | V                    | 7.88                          | 0.85            | 23.5                 | 33          |
| 1850.2          | 20.43                   | H                    | 7.88                          | 0.85            | 21.64                | 33          |
| 1880            | 22.11                   | V                    | 7.88                          | 0.85            | <b>23.85</b>         | 33          |
| 1880            | 20.38                   | H                    | 7.88                          | 0.85            | 21.98                | 33          |
| 1909.8          | 22.23                   | V                    | 7.86                          | 0.85            | 22.36                | 33          |
| 1909.8          | 20.45                   | H                    | 7.86                          | 0.85            | 20.48                | 33          |

## RMC

### ERP for UMTS-FDD Band V (Part 22H)

| Frequency (MHz) | Substituted level (dBm) | Antenna Polarization | Antenna Gain correction (dBi) | Cable Loss (dB) | Absolute Level (dBm) | Limit (dBm) |
|-----------------|-------------------------|----------------------|-------------------------------|-----------------|----------------------|-------------|
| 826.4           | 12.39                   | V                    | 6.8                           | 0.53            | <b>20.2</b>          | 38.45       |
| 826.4           | 11.65                   | H                    | 6.8                           | 0.53            | 19.23                | 38.45       |
| 835             | 12.41                   | V                    | 6.8                           | 0.53            | 19.82                | 38.45       |
| 835             | 11.67                   | H                    | 6.8                           | 0.53            | 18.95                | 38.45       |
| 846.6           | 12.24                   | V                    | 6.9                           | 0.53            | 19.82                | 38.45       |
| 846.6           | 11.49                   | H                    | 6.9                           | 0.53            | 18.96                | 38.45       |

### EIRP for UMTS-FDD Band II (Part 24E)

| Frequency (MHz) | Substituted level (dBm) | Antenna Polarization | Antenna Gain correction (dBi) | Cable Loss (dB) | Absolute Level (dBm) | Limit (dBm) |
|-----------------|-------------------------|----------------------|-------------------------------|-----------------|----------------------|-------------|
| 1852.4          | 15.78                   | V                    | 7.88                          | 0.85            | 20.16                | 33          |
| 1852.4          | 14.43                   | H                    | 7.88                          | 0.85            | 19.23                | 33          |
| 1880            | 15.51                   | V                    | 7.88                          | 0.85            | <b>20.64</b>         | 33          |
| 1880            | 14.38                   | H                    | 7.88                          | 0.85            | 19.78                | 33          |
| 1907.6          | 15.94                   | V                    | 7.86                          | 0.85            | 20.13                | 33          |
| 1907.6          | 14.57                   | H                    | 7.86                          | 0.85            | 19.19                | 33          |

### EIRP for UMTS-FDD Band IV (Part 27H)

| Frequency (MHz) | Substituted level (dBm) | Antenna Polarization | Antenna Gain correction (dBi) | Cable Loss (dB) | Absolute Level (dBm) | Limit (dBm) |
|-----------------|-------------------------|----------------------|-------------------------------|-----------------|----------------------|-------------|
| 1712.4          | 12.97                   | V                    | 7.95                          | 0.69            | 20.23                | 30          |
| 1712.4          | 12.04                   | H                    | 7.95                          | 0.69            | 19.3                 | 30          |
| 1740            | 13.19                   | V                    | 7.93                          | 0.69            | <b>20.43</b>         | 30          |
| 1740            | 12.2                    | H                    | 7.93                          | 0.69            | 19.44                | 30          |
| 1752.6          | 13.16                   | V                    | 7.92                          | 0.69            | 20.39                | 30          |
| 1752.6          | 12.19                   | H                    | 7.92                          | 0.69            | 19.42                | 30          |

## HSDPA

### ERP for UMTS-FDD Band V (Part 22H)

| Frequency (MHz) | Substituted level (dBm) | Antenna Polarization | Antenna Gain correction (dBi) | Cable Loss (dB) | Absolute Level (dBm) | Limit (dBm) |
|-----------------|-------------------------|----------------------|-------------------------------|-----------------|----------------------|-------------|
| 826.4           | 12.25                   | V                    | 6.8                           | 0.53            | <b>19.11</b>         | 38.45       |
| 826.4           | 11.49                   | H                    | 6.8                           | 0.53            | 18.16                | 38.45       |
| 835             | 12.31                   | V                    | 6.8                           | 0.53            | 19.06                | 38.45       |
| 835             | 11.55                   | H                    | 6.8                           | 0.53            | 18.09                | 38.45       |
| 846.6           | 12.28                   | V                    | 6.9                           | 0.53            | 19.07                | 38.45       |
| 846.6           | 11.51                   | H                    | 6.9                           | 0.53            | 18.15                | 38.45       |

### EIRP for UMTS-FDD Band II (Part 24E)

| Frequency (MHz) | Substituted level (dBm) | Antenna Polarization | Antenna Gain correction (dBi) | Cable Loss (dB) | Absolute Level (dBm) | Limit (dBm) |
|-----------------|-------------------------|----------------------|-------------------------------|-----------------|----------------------|-------------|
| 1852.4          | 15.59                   | V                    | 7.88                          | 0.85            | 19.41                | 33          |
| 1852.4          | 14.35                   | H                    | 7.88                          | 0.85            | 18.53                | 33          |
| 1880            | 15.62                   | V                    | 7.88                          | 0.85            | <b>19.42</b>         | 33          |
| 1880            | 14.38                   | H                    | 7.88                          | 0.85            | 18.54                | 33          |
| 1907.6          | 15.53                   | V                    | 7.86                          | 0.85            | 19.32                | 33          |
| 1907.6          | 14.34                   | H                    | 7.86                          | 0.85            | 18.46                | 33          |

### EIRP for UMTS-FDD Band IV (Part 27H)

| Frequency (MHz) | Substituted level (dBm) | Antenna Polarization | Antenna Gain correction (dBi) | Cable Loss (dB) | Absolute Level (dBm) | Limit (dBm) |
|-----------------|-------------------------|----------------------|-------------------------------|-----------------|----------------------|-------------|
| 1712.4          | 12.07                   | V                    | 7.95                          | 0.69            | <b>19.33</b>         | 30          |
| 1712.4          | 11.11                   | H                    | 7.95                          | 0.69            | 18.37                | 30          |
| 1740            | 12.07                   | V                    | 7.93                          | 0.69            | 19.31                | 30          |
| 1740            | 11.1                    | H                    | 7.93                          | 0.69            | 18.34                | 30          |
| 1752.6          | 12.09                   | V                    | 7.92                          | 0.69            | 19.32                | 30          |
| 1752.6          | 11.12                   | H                    | 7.92                          | 0.69            | 18.35                | 30          |

## HSUPA

### ERP for UMTS-FDD Band V (Part 22H)

| Frequency (MHz) | Substituted level (dBm) | Antenna Polarization | Antenna Gain correction (dBi) | Cable Loss (dB) | Absolute Level (dBm) | Limit (dBm) |
|-----------------|-------------------------|----------------------|-------------------------------|-----------------|----------------------|-------------|
| 826.4           | 12.34                   | V                    | 6.8                           | 0.53            | 19.17                | 38.45       |
| 826.4           | 11.49                   | H                    | 6.8                           | 0.53            | 18.24                | 38.45       |
| 835             | 12.27                   | V                    | 6.8                           | 0.53            | 19.16                | 38.45       |
| 835             | 11.44                   | H                    | 6.8                           | 0.53            | 18.26                | 38.45       |
| 846.6           | 12.35                   | V                    | 6.9                           | 0.53            | <b>19.21</b>         | 38.45       |
| 846.6           | 11.31                   | H                    | 6.9                           | 0.53            | 18.29                | 38.45       |

### EIRP for UMTS-FDD Band II (Part 24E)

| Frequency (MHz) | Substituted level (dBm) | Antenna Polarization | Antenna Gain correction (dBi) | Cable Loss (dB) | Absolute Level (dBm) | Limit (dBm) |
|-----------------|-------------------------|----------------------|-------------------------------|-----------------|----------------------|-------------|
| 1852.4          | 15.64                   | V                    | 7.88                          | 0.85            | <b>19.52</b>         | 33          |
| 1852.4          | 14.42                   | H                    | 7.88                          | 0.85            | 18.59                | 33          |
| 1880            | 15.58                   | V                    | 7.88                          | 0.85            | 19.44                | 33          |
| 1880            | 14.37                   | H                    | 7.88                          | 0.85            | 18.52                | 33          |
| 1907.6          | 15.63                   | V                    | 7.86                          | 0.85            | 19.51                | 33          |
| 1907.6          | 14.48                   | H                    | 7.86                          | 0.85            | 18.56                | 33          |

### EIRP for UMTS-FDD Band IV (Part 27H)

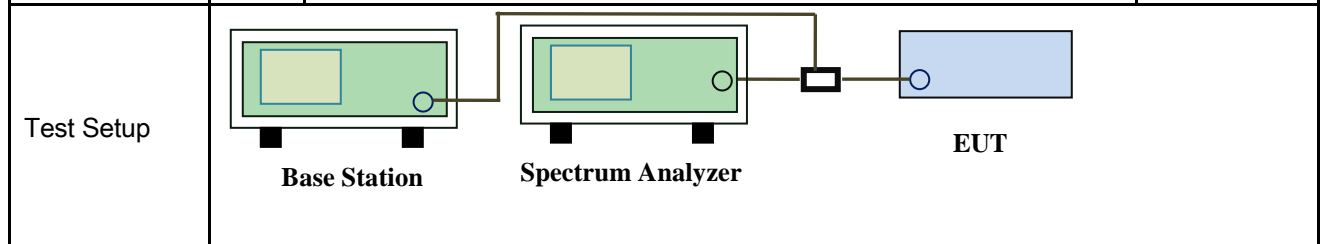
| Frequency (MHz) | Substituted level (dBm) | Antenna Polarization | Antenna Gain correction (dBi) | Cable Loss (dB) | Absolute Level (dBm) | Limit (dBm) |
|-----------------|-------------------------|----------------------|-------------------------------|-----------------|----------------------|-------------|
| 1712.4          | 12.06                   | V                    | 7.95                          | 0.69            | 19.32                | 30          |
| 1712.4          | 11.1                    | H                    | 7.95                          | 0.69            | 18.36                | 30          |
| 1740            | 12.12                   | V                    | 7.93                          | 0.69            | <b>19.36</b>         | 30          |
| 1740            | 11.17                   | H                    | 7.93                          | 0.69            | 18.41                | 30          |
| 1752.6          | 12.06                   | V                    | 7.92                          | 0.69            | 19.29                | 30          |
| 1752.6          | 11.09                   | H                    | 7.92                          | 0.69            | 18.32                | 30          |

### 6.3 Peak-Average Ratio

|                      |               |
|----------------------|---------------|
| Temperature          | 25 °C         |
| Relative Humidity    | 54%           |
| Atmospheric Pressure | 1010mbar      |
| Test date :          | July 06, 2017 |
| Tested By :          | Loren Luo     |

Requirement(s):

| Spec                     | Item | Requirement   | Applicable                          |
|--------------------------|------|---|-------------------------------------|
| §24.232(d)<br>§ 27.50(d) | a)   | The peak-to-average ratio (PAR) of the transmission may not exceed 13 dB. | <input checked="" type="checkbox"/> |



|                |  |
|----------------|--|
| Test Procedure | <p><b>According with KDB 971168 v02r02</b></p> <p><b>5.7.2 Alternate procedure for PAPR</b></p> <p><b>5.1.2 Peak power measurements with a peak power meter</b></p> <p>The total peak output power may be measured using a broadband peak RF power meter. The power meter must have a video bandwidth that is greater than or equal to the emission bandwidth and utilize a fast-responding diode detector.</p> <p><b>5.2.3 Average power measurement with average power meter</b></p> <p>As an alternative to the use of a spectrum/signal analyzer or EMI receiver to perform a measurement of the total in-band average output power, a wideband RF average power meter with a thermocouple detector or equivalent can be used under certain conditions</p> <p>If the EUT can be configured to transmit continuously (i.e., the burst duty cycle <math>\geq 98\%</math>) and at all times the EUT is transmitting at its maximum output</p> |
|----------------|--|



|        |   |
|--------|---|
|        | <p>power level, then a conventional wide-band RF power meter can be used.</p> <p>If the EUT cannot be configured to transmit continuously (i.e., the burst duty cycle &lt; 98%), then there are two options for the use of an average power meter. First, a gated average power meter can be used to perform the measurement if the gating parameters can be adjusted such that the power is measured only over active transmission bursts at maximum output power levels. A conventional average power meter can also be used if the measured burst duty cycle is constant (i.e., duty cycle variations are less than <math>\pm 2</math> percent) by performing the measurement over the on/off burst cycles and then correcting (increasing) the measured level by a factor equal to <math>10\log(1/\text{duty cycle})</math></p> |
| Remark |   |
| Result | <input checked="" type="checkbox"/> Pass <input type="checkbox"/> Fail  |

**Test Data**     Yes                       N/A  
**Test Plot**     Yes (See below)             N/A

**GSM : GSM 1900 PK-AV POWER (PART 24E)**

| Frequency<br>(MHz) | Conducted power(dBm) |         | Peak-Average<br>Ratio(PAR) |
|--------------------|----------------------|---------|----------------------------|
|                    | Peak                 | Average |                            |
| 1850.2             | 30.56                | 28.14   | 2.42                       |
| 1880               | 30.42                | 28.21   | 2.21                       |
| 1909.8             | 30.63                | 28.16   | 2.47                       |

**GPRS 1900 PK-AV POWER (PART 24E)**

| Frequency<br>(MHz) | Conducted power(dBm) |         | Peak-Average<br>Ratio(PAR) |
|--------------------|----------------------|---------|----------------------------|
|                    | Peak                 | Average |                            |
| 1850.2             | 30.42                | 28.1    | 2.32                       |
| 1880               | 30.26                | 28.12   | 2.14                       |
| 1909.8             | 30.31                | 28.11   | 2.2                        |

**EGPRS (MSC5) 1900 PK-AV POWER (PART 24E)**

| Frequency<br>(MHz) | Conducted power(dBm) |         | Peak-Average<br>Ratio(PAR) |
|--------------------|----------------------|---------|----------------------------|
|                    | Peak                 | Average |                            |
| 1850.2             | 26.66                | 24.5    | 2.16                       |
| 1880               | 26.52                | 24.85   | 1.67                       |
| 1909.8             | 25.85                | 23.36   | 2.49                       |

**RMC : UMTS-FDD Band II PK-AV POWER (PART 24E)**

| Frequency<br>(MHz) | Conducted power(dBm) |         | Peak-Average<br>Ratio(PAR) |
|--------------------|----------------------|---------|----------------------------|
|                    | Peak                 | Average |                            |
| 1852.4             | 24.63                | 21.26   | 3.37                       |
| 1880               | 24.65                | 21.74   | 2.91                       |
| 1907.6             | 24.53                | 21.23   | 3.3                        |

**UMTS-FDD Band IV PK-AV POWER (PART 24E)**

| Frequency<br>(MHz) | Conducted power(dBm) |         | Peak-Average<br>Ratio(PAR) |
|--------------------|----------------------|---------|----------------------------|
|                    | Peak                 | Average |                            |
| 1712.6             | 25.52                | 21.63   | 3.89                       |
| 1732.6             | 25.62                | 21.83   | 3.79                       |
| 1752.4             | 25.43                | 21.79   | 3.64                       |

**HSUPA : UMTS-FDD Band II PK-AV POWER (PART 24E)**

| Frequency<br>(MHz) | Conducted power(dBm) |         | Peak-Average<br>Ratio(PAR) |
|--------------------|----------------------|---------|----------------------------|
|                    | Peak                 | Average |                            |
| 1852.4             | 23.62                | 20.53   | 3.09                       |
| 1880               | 23.51                | 20.54   | 2.97                       |
| 1907.6             | 23.42                | 20.46   | 2.96                       |

**UMTS-FDD Band IV PK-AV POWER (PART 24E)**

| Frequency<br>(MHz) | Conducted power(dBm) |         | Peak-Average<br>Ratio(PAR) |
|--------------------|----------------------|---------|----------------------------|
|                    | Peak                 | Average |                            |
| 1712.6             | 23.69                | 20.72   | 2.97                       |
| 1732.6             | 23.51                | 20.76   | 2.75                       |
| 1752.4             | 23.62                | 20.64   | 2.98                       |

**HSDPA : UMTS-FDD Band II PK-AV POWER (PART 24E)**

| Frequency<br>(MHz) | Conducted power(dBm) |         | Peak-Average<br>Ratio(PAR) |
|--------------------|----------------------|---------|----------------------------|
|                    | Peak                 | Average |                            |
| 1852.4             | 23.52                | 20.36   | 3.16                       |
| 1880               | 23.51                | 20.52   | 2.99                       |
| 1907.6             | 23.47                | 20.36   | 3.11                       |

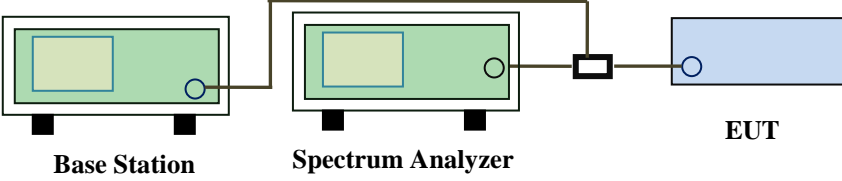
**UMTS-FDD Band IV PK-AV POWER (PART 24E)**

| Frequency<br>(MHz) | Conducted power(dBm) |         | Peak-Average<br>Ratio(PAR) |
|--------------------|----------------------|---------|----------------------------|
|                    | Peak                 | Average |                            |
| 1712.6             | 23.55                | 20.69   | 2.86                       |
| 1732.6             | 23.54                | 20.56   | 2.98                       |
| 1752.4             | 23.61                | 20.66   | 2.95                       |

## 6.4 Occupied Bandwidth

|                      |               |
|----------------------|---------------|
| Temperature          | 24 °C         |
| Relative Humidity    | 51%           |
| Atmospheric Pressure | 1012mbar      |
| Test date :          | July 03, 2017 |
| Tested By :          | Loren Luo     |

### Requirement(s):

| Spec  | Item  | Requirement                 | Applicable                          |
|---|---|-----------------------------|-------------------------------------|
| §2.1049,<br>§22.917,<br>§22.905<br>§24.238<br>§27.53(a) | a)  | 99% Occupied Bandwidth(kHz) | <input checked="" type="checkbox"/> |
|   | b)  | 26 dB Bandwidth(kHz)        | <input checked="" type="checkbox"/> |
| Test Setup  |  <p style="text-align: center;"> <span style="margin-right: 100px;">Base Station</span> <span style="margin-right: 100px;">Spectrum Analyzer</span> <span>EUT</span> </p> |                             |                                     |
| Test Procedure  | <ul style="list-style-type: none"> <li>- The EUT was connected to Spectrum Analyzer and Base Station via power divider.</li> <li>- The 99% and 26 dB occupied bandwidth (BW) of the middle channel for the highest RF powers.</li> </ul>                      |                             |                                     |
| Remark  |   |                             |                                     |
| Result  | <input checked="" type="checkbox"/> Pass <input type="checkbox"/> Fail  |                             |                                     |

Test Data     Yes                       N/A

Test Plot     Yes (See below)             N/A

**GSM Voice:**

**Cellular Band (Part 22H) result**

| Channel | Frequency (MHz) | 99% Occupied Bandwidth (kHz) | 26 dB Bandwidth (kHz) |
|---------|-----------------|------------------------------|-----------------------|
| 128     | 824.2           | 245.8783                     | 320.227               |
| 190     | 836.6           | 247.0281                     | 319.312               |
| 251     | 848.8           | 246.0656                     | 321.162               |

**PCS Band (Part 24E) result**

| Channel | Frequency (MHz) | 99% Occupied Bandwidth (kHz) | 26 dB Bandwidth (kHz) |
|---------|-----------------|------------------------------|-----------------------|
| 512     | 1850.2          | 247.3886                     | 321.366               |
| 661     | 1880.0          | 247.0110                     | 318.591               |
| 810     | 1909.8          | 245.0092                     | 321.245               |

**GPRS:**

**Cellular Band (Part 22H) result**

| Channel | Frequency (MHz) | 99% Occupied Bandwidth (kHz) | 26 dB Bandwidth (kHz) |
|---------|-----------------|------------------------------|-----------------------|
| 128     | 824.2           | 247.7082                     | 320.461               |
| 190     | 836.6           | 244.7379                     | 319.928               |
| 251     | 848.8           | 246.1385                     | 321.145               |

**PCS Band (Part 24E) result**

| Channel | Frequency (MHz) | 99% Occupied Bandwidth (kHz) | 26 dB Bandwidth (kHz) |
|---------|-----------------|------------------------------|-----------------------|
| 512     | 1850.2          | 248.9345                     | 321.783               |
| 661     | 1880.0          | 242.5999                     | 320.993               |
| 810     | 1909.8          | 247.9395                     | 321.257               |

**EGPRS (MCS 5):**

**Cellular Band (Part 22H) result**

| Channel | Frequency (MHz) | 99% Occupied Bandwidth (kHz) | 26 dB Bandwidth (kHz) |
|---------|-----------------|------------------------------|-----------------------|
| 128     | 824.2           | 247.9682                     | 321.927               |
| 190     | 836.6           | 246.5511                     | 318.645               |
| 251     | 848.8           | 250.6366                     | 321.188               |

**PCS Band (Part 24E) result**

| Channel | Frequency (MHz) | 99% Occupied Bandwidth (kHz) | 26 dB Bandwidth (kHz) |
|---------|-----------------|------------------------------|-----------------------|
| 512     | 1850.2          | 245.9053                     | 321.252               |
| 661     | 1880.0          | 247.8175                     | 319.599               |
| 810     | 1909.8          | 246.5117                     | 321.254               |

**RMC:**

**UMTS-FDD Band V (Part 22H)**

| Channel | Frequency (MHz) | 99% Occupied Bandwidth (MHz) | 26 dB Bandwidth (MHz) |
|---------|-----------------|------------------------------|-----------------------|
| 4132    | 826.4           | 4.1789                       | 4.753                 |
| 4175    | 835.0           | 4.1534                       | 4.705                 |
| 4233    | 846.6           | 4.1818                       | 4.716                 |

**UMTS-FDD Band II (Part 24E)**

| Channel | Frequency (MHz) | 99% Occupied Bandwidth (MHz) | 26 dB Bandwidth (MHz) |
|---------|-----------------|------------------------------|-----------------------|
| 9262    | 1852.4          | 4.1644                       | 4.758                 |
| 9400    | 1880.0          | 4.1642                       | 4.737                 |
| 9538    | 1907.6          | 4.2092                       | 4.763                 |

**UMTS-FDD Band IV (Part 27)**

| Channel | Frequency (MHz) | 99% Occupied Bandwidth (MHz) | 26 dB Bandwidth (MHz) |
|---------|-----------------|------------------------------|-----------------------|
| 1313    | 1713            | 4.1772                       | 4.753                 |
| 1413    | 1733            | 4.1784                       | 4.752                 |
| 1512    | 1752            | 4.1622                       | 4.720                 |



**HSDPA:**

**UMTS-FDD Band V (Part 22H)**

| Channel | Frequency (MHz) | 99% Occupied Bandwidth (MHz) | 26 dB Bandwidth (MHz) |
|---------|-----------------|------------------------------|-----------------------|
| 4132    | 826.6           | 4.1715                       | 4.705                 |
| 4175    | 835.0           | 4.1428                       | 4.705                 |
| 4233    | 846.6           | 4.1718                       | 4.709                 |

**UMTS-FDD Band II (Part 24E)**

| Channel | Frequency (MHz) | 99% Occupied Bandwidth (MHz) | 26 dB Bandwidth (MHz) |
|---------|-----------------|------------------------------|-----------------------|
| 9262    | 1852.4          | 4.1635                       | 4.734                 |
| 9400    | 1880.0          | 4.1760                       | 4.731                 |
| 9538    | 1907.6          | 4.1812                       | 4.766                 |

**UMTS-FDD Band IV (Part 27)**

| Channel | Frequency (MHz) | 99% Occupied Bandwidth (MHz) | 26 dB Bandwidth (MHz) |
|---------|-----------------|------------------------------|-----------------------|
| 1313    | 1713            | 4.1813                       | 4.746                 |
| 1413    | 1733            | 4.1812                       | 4.753                 |
| 1512    | 1752            | 4.1584                       | 4.733                 |

**HSUPA:**

**UMTS-FDD Band V (Part 22H)**

| Channel | Frequency (MHz) | 99% Occupied Bandwidth (MHz) | 26 dB Bandwidth (MHz) |
|---------|-----------------|------------------------------|-----------------------|
| 4132    | 826.4           | 4.1715                       | 4.711                 |
| 4175    | 835.0           | 4.1456                       | 4.706                 |
| 4233    | 846.6           | 4.1835                       | 4.716                 |

**UMTS-FDD Band II (Part 24E)**

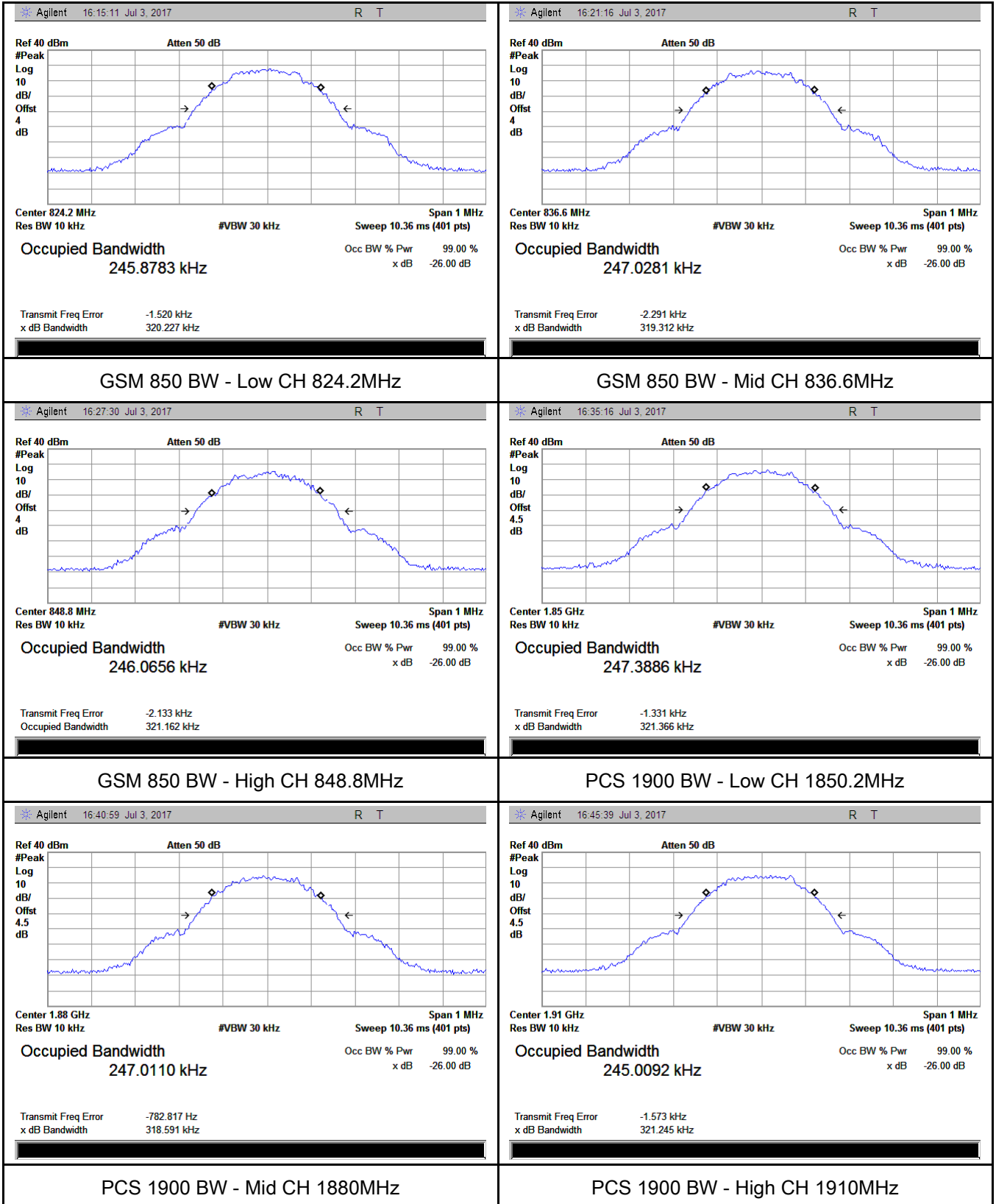
| Channel | Frequency (MHz) | 99% Occupied Bandwidth (MHz) | 26 dB Bandwidth (MHz) |
|---------|-----------------|------------------------------|-----------------------|
| 9262    | 1852.4          | 4.1575                       | 4.728                 |
| 9400    | 1880.0          | 4.1648                       | 4.748                 |
| 9538    | 1907.6          | 4.1865                       | 4.746                 |

**UMTS-FDD Band IV (Part 27)**

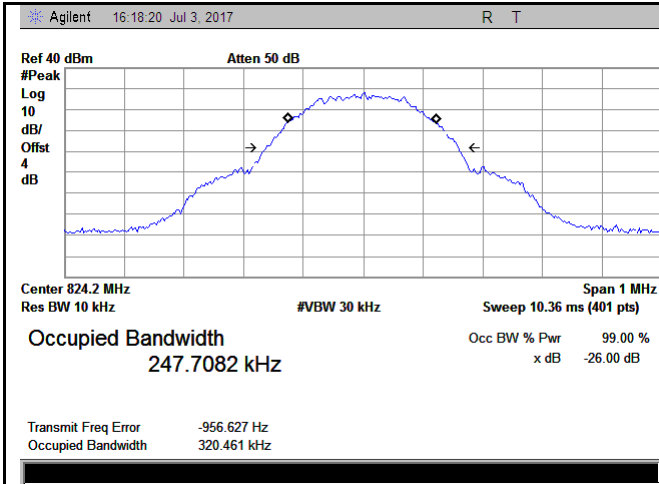
| Channel | Frequency (MHz) | 99% Occupied Bandwidth (MHz) | 26 dB Bandwidth (MHz) |
|---------|-----------------|------------------------------|-----------------------|
| 1313    | 1713            | 4.1797                       | 4.740                 |
| 1413    | 1733            | 4.1558                       | 4.734                 |
| 1512    | 1752            | 4.1657                       | 4.739                 |

### Test Plots

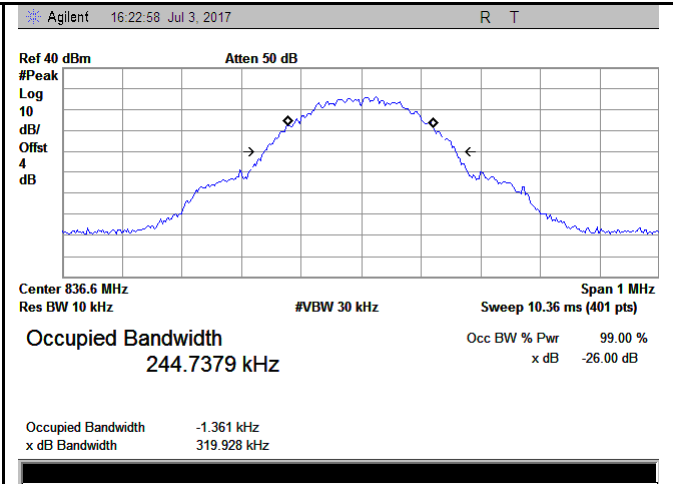
#### GMS Voice:



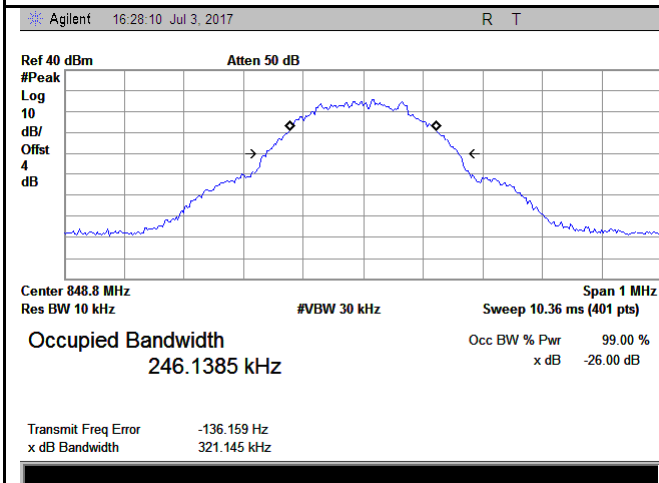
**GPRS:**



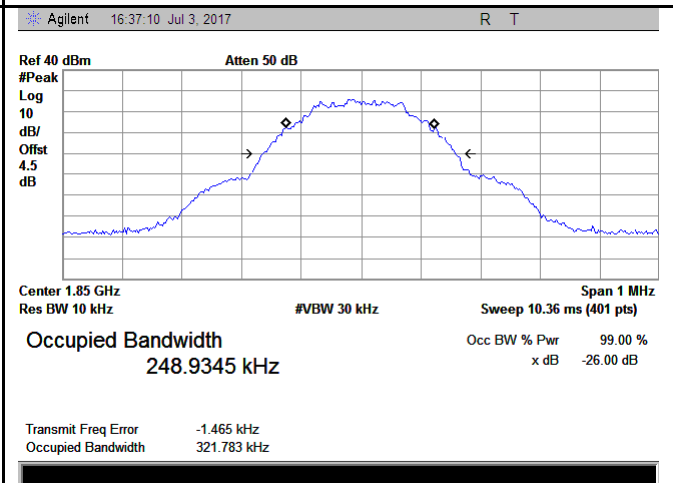
GSM 850 BW - Low CH 824.2MHz



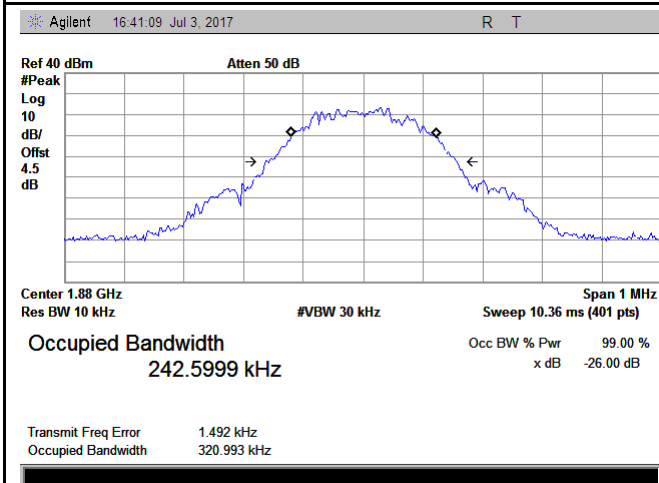
GSM 850 BW - Mid CH 836.6MHz



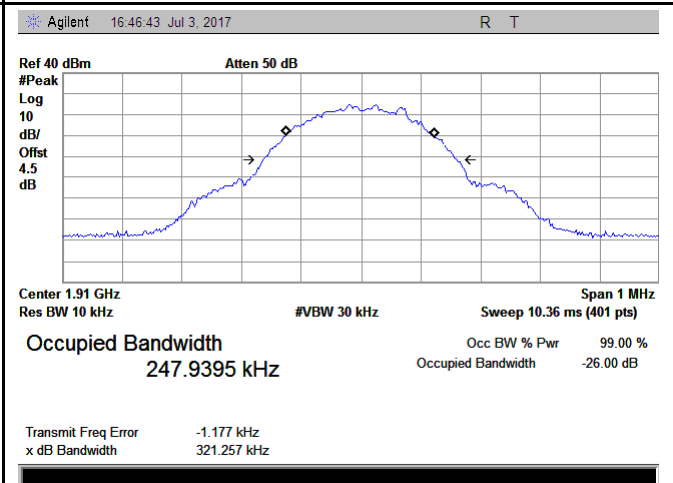
GSM 850 BW - High CH 848.8MHz



PCS 1900 BW - Low CH 1850.2MHz

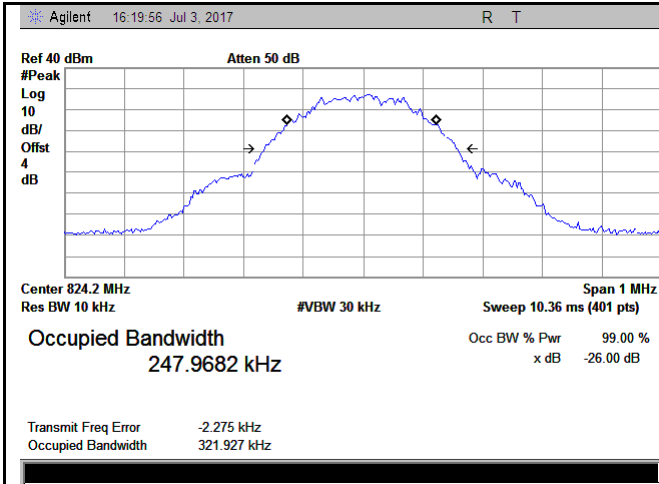


PCS 1900 BW - Mid CH 1880MHz

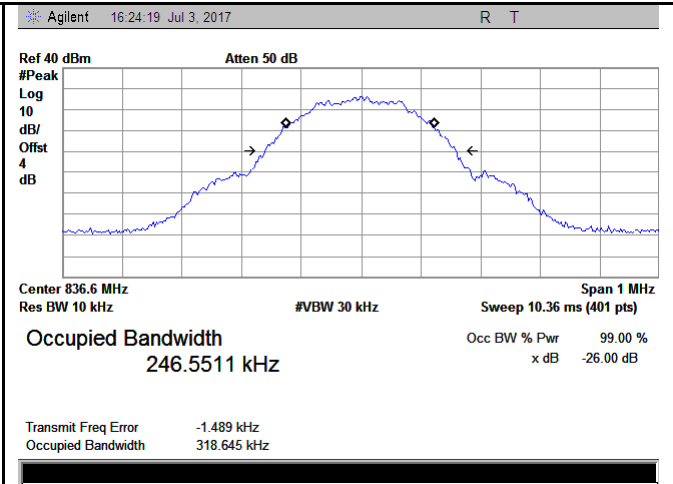


PCS 1900 BW - High CH 1910MHz

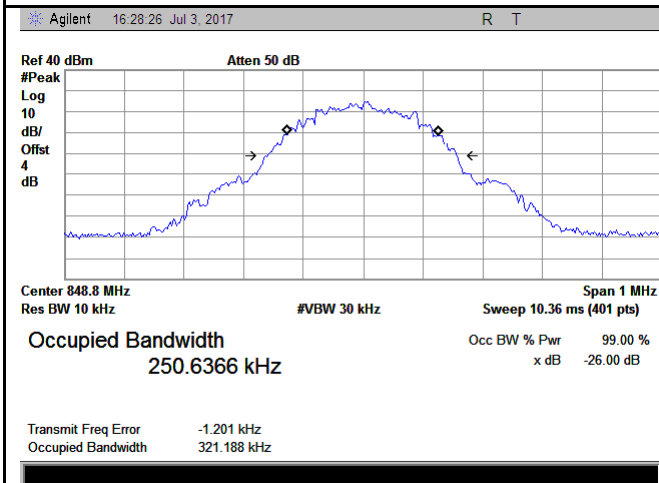
**EGPRS:**



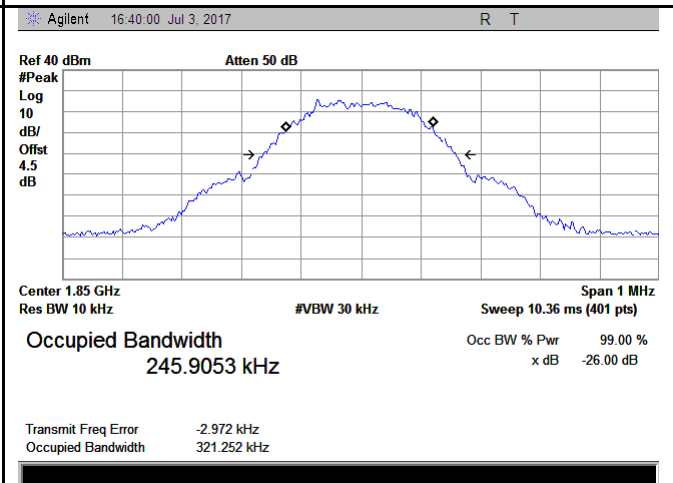
GSM 850 BW - Low CH 824.2MHz



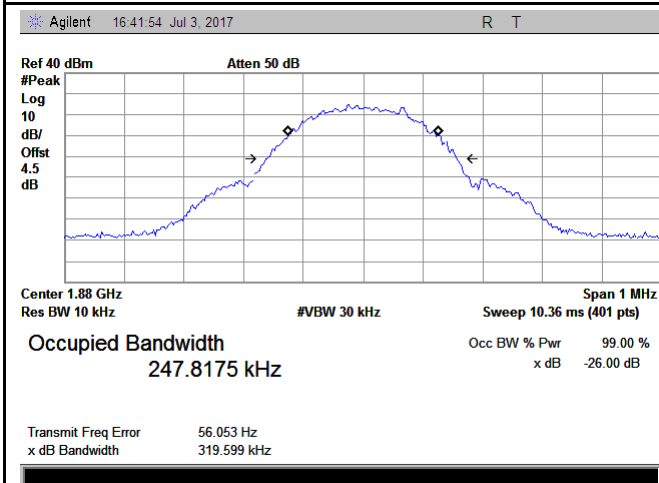
GSM 850 BW - Mid CH 836.6MHz



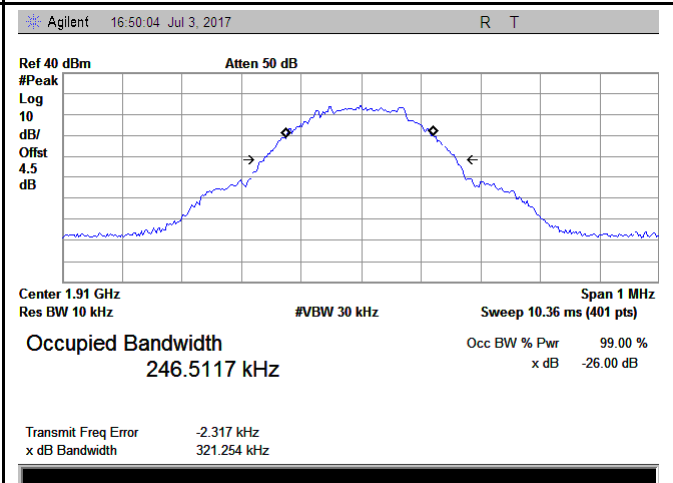
GSM 850 BW - High CH 848.8MHz



PCS 1900 BW - Low CH 1850.2MHz

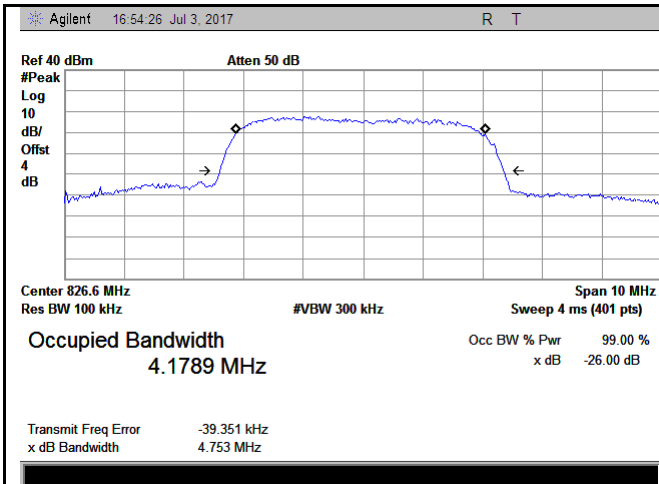


PCS 1900 BW - Mid CH 1880MHz

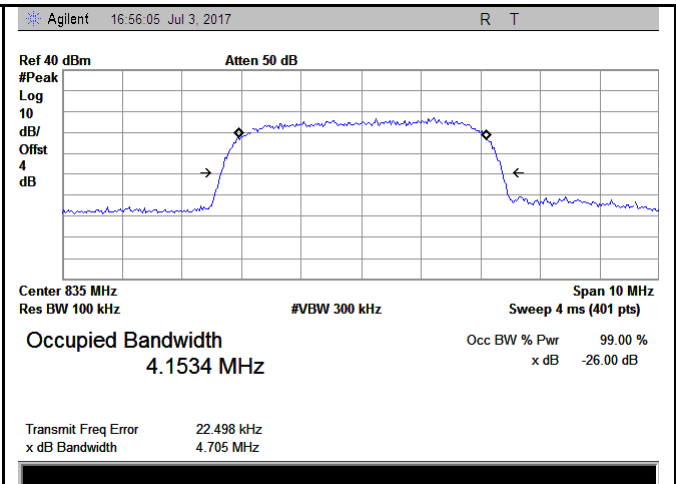


PCS 1900 BW - High CH 1910MHz

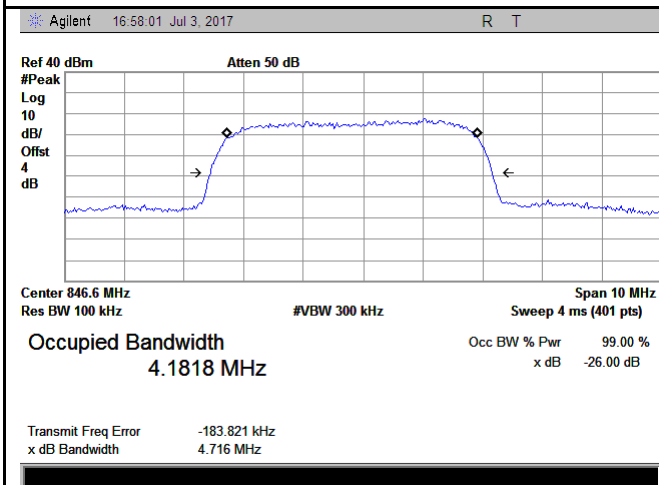
RMC:



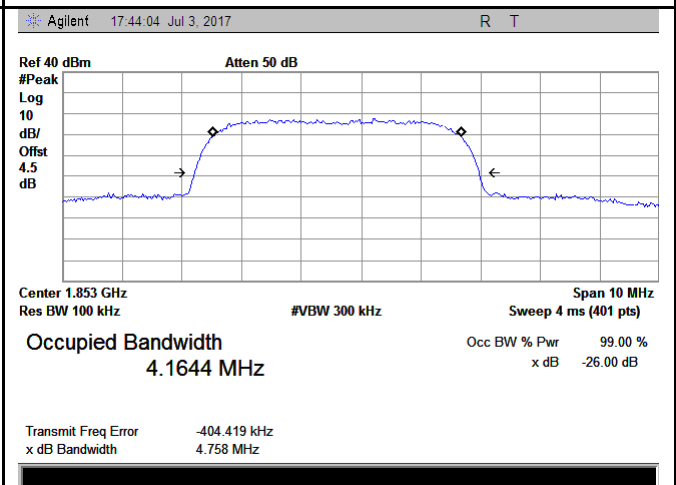
Band V BW - Low CH 826.6 MHz



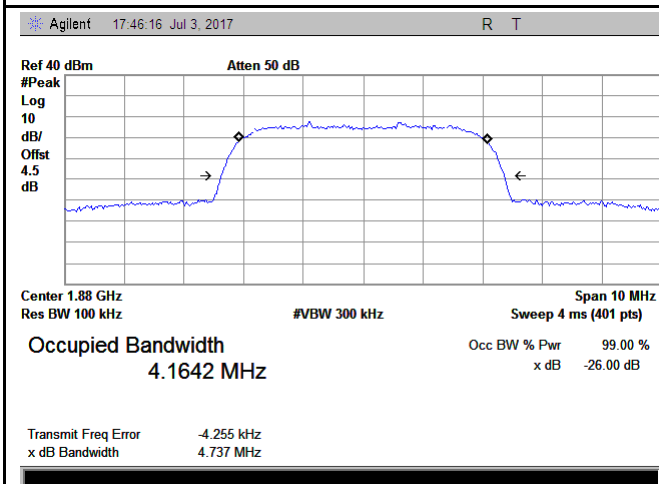
Band V BW - Mid CH 835.0 MHz



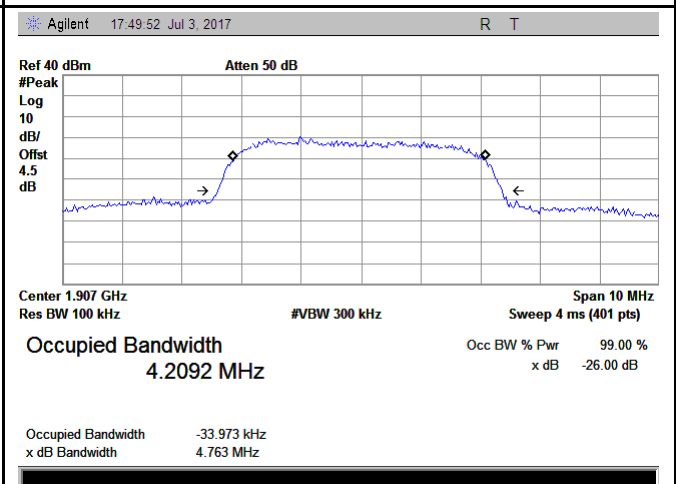
Band V BW - High CH 846.6 MHz



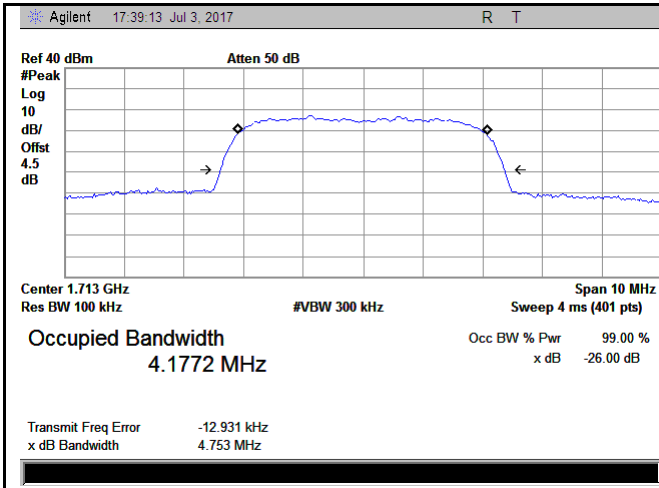
Band II BW - Low CH 1853MHz



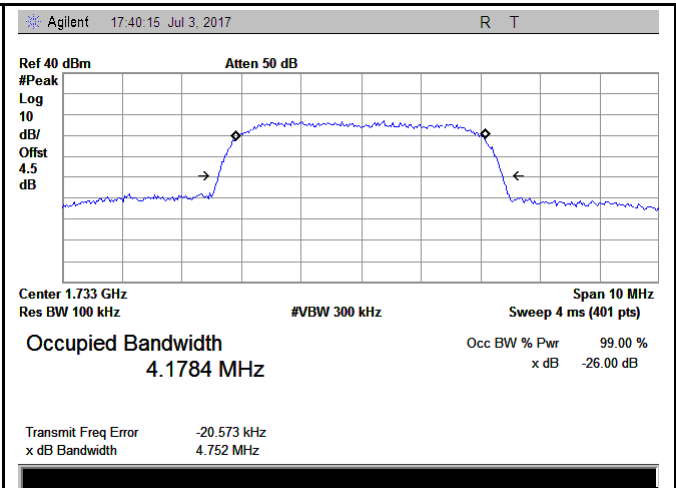
Band II BW - Mid CH 1880MHz



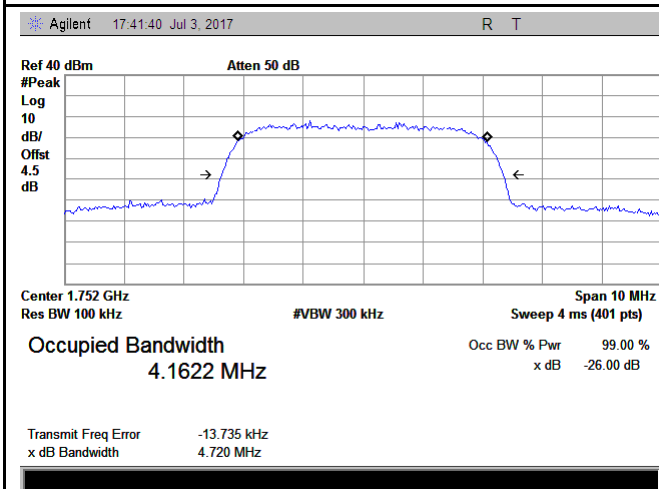
Band II BW - High CH 1907MHz



Band IV BW - Low CH 1713MHz

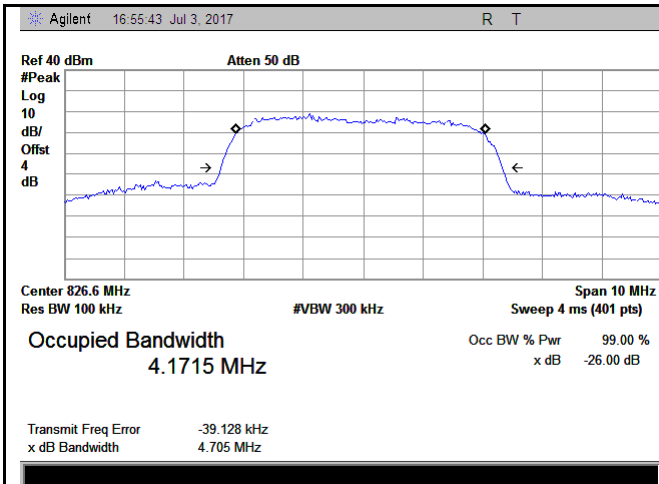


Band IVBW - Mid CH 1733MHz

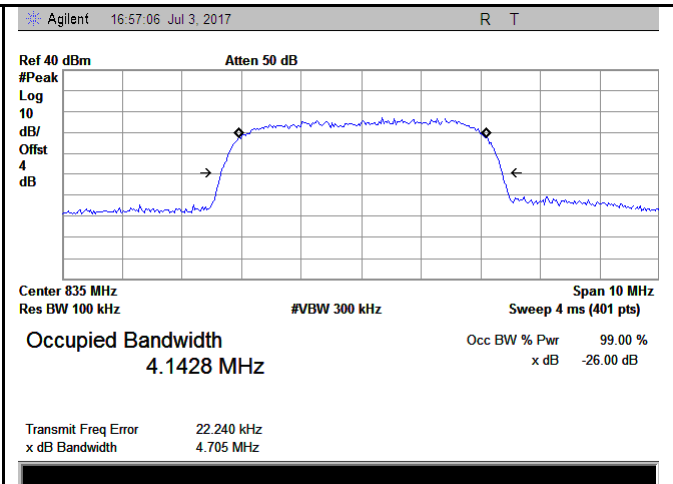


Band IV BW - High CH 1752MHz

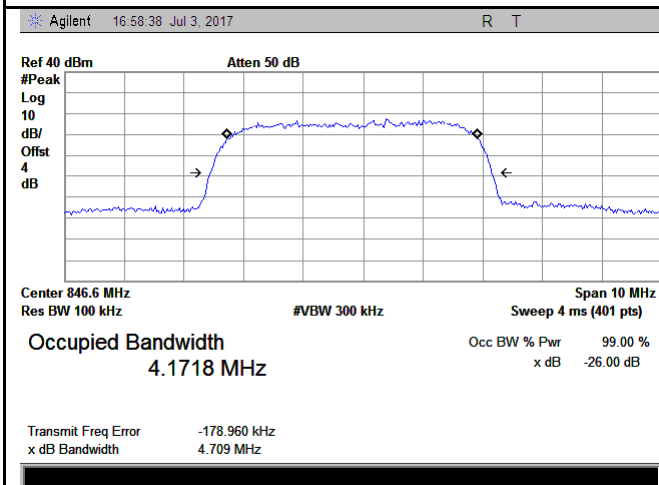
**HSDPA:**



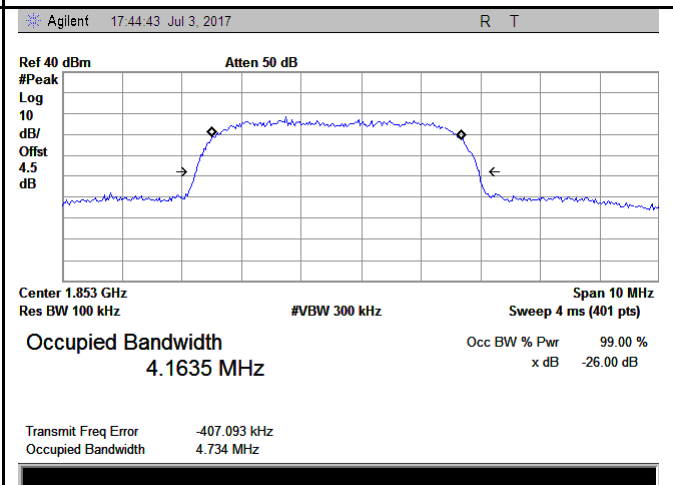
Band V BW - Low CH 826.6 MHz



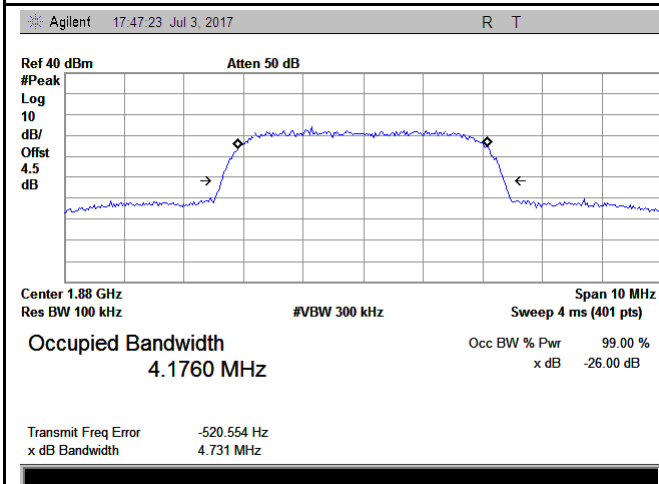
Band V BW - Mid CH 835.0 MHz



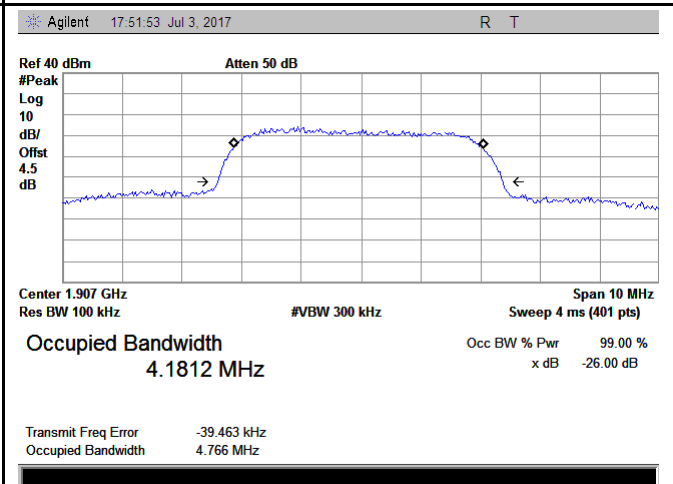
Band V BW - High CH 846.4 MHz



Band II BW - Low CH 1852.4MHz

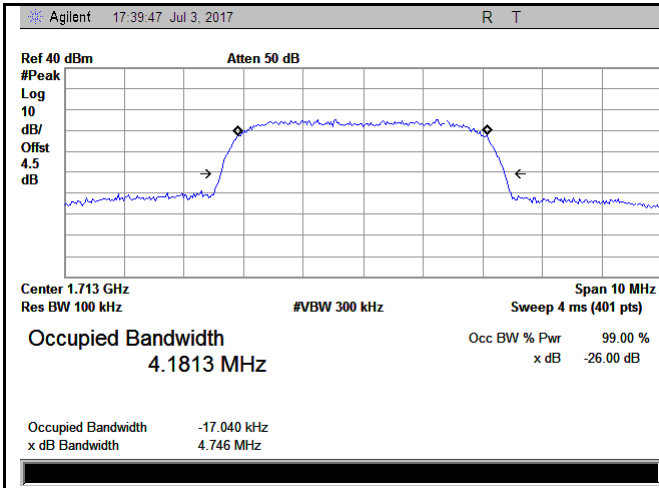


Band II BW - Mid CH 1880MHz

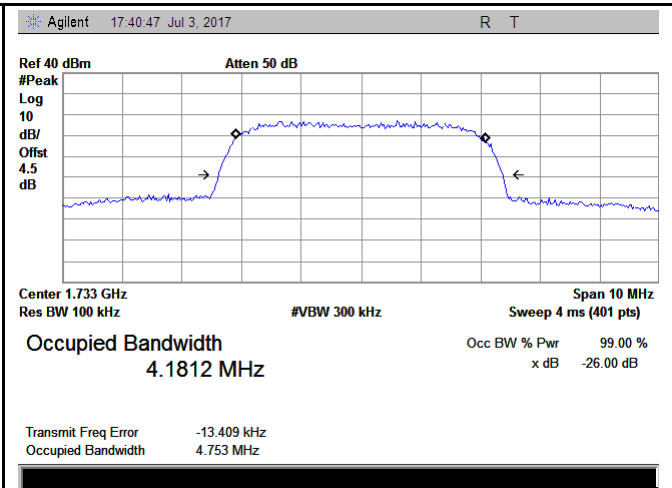


Band II BW - High CH 1907MHz

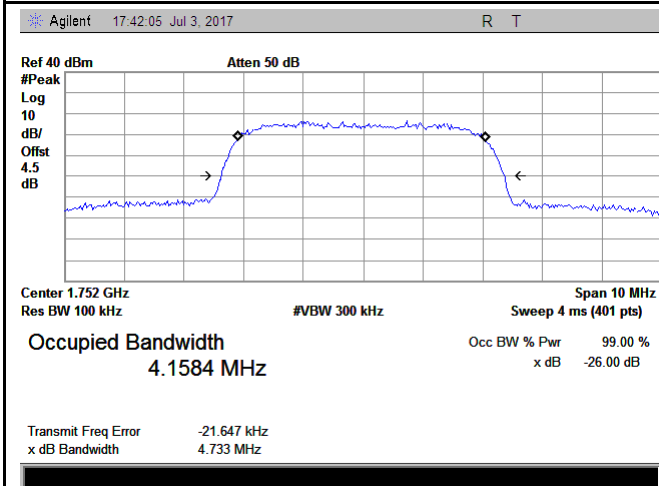




Band IV BW - Low CH 1713MHz

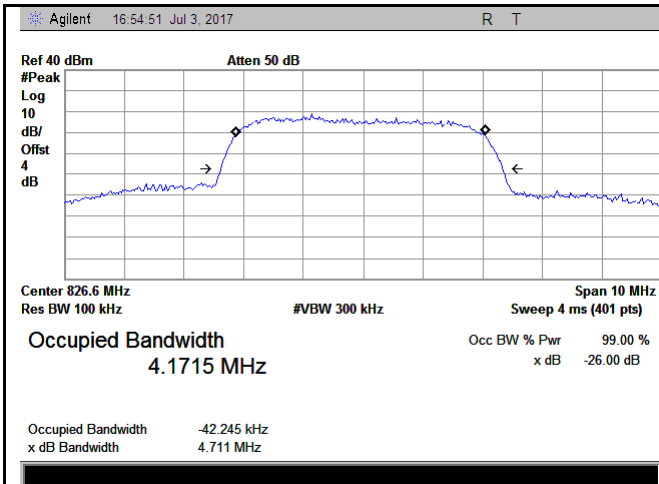


Band IVBW - Mid CH 1733MHz

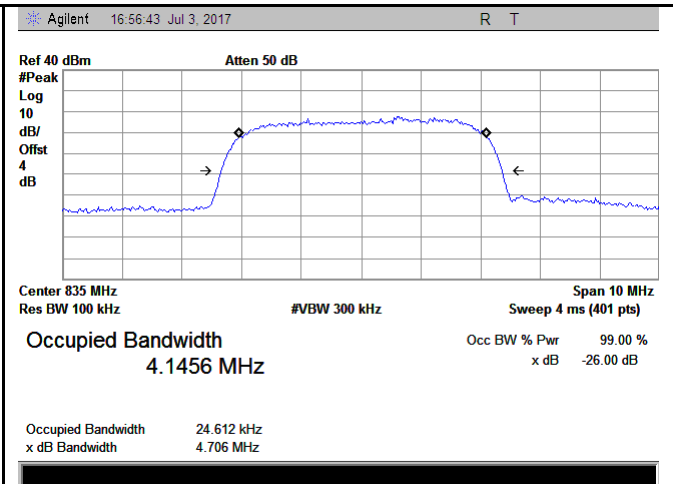


Band IV BW - High CH 1752MHz

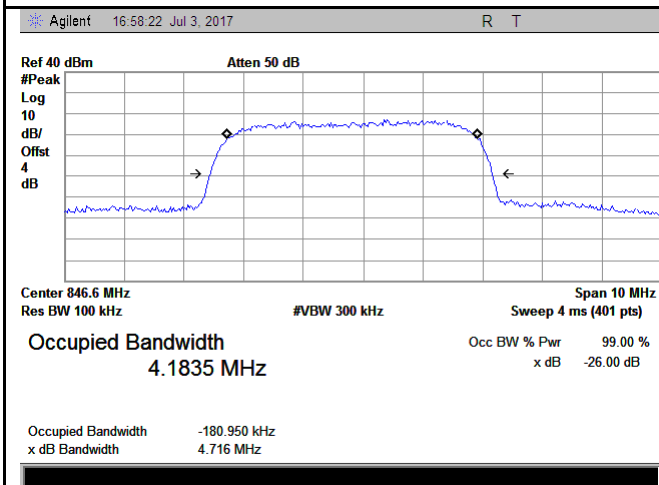
**HSUPA:**



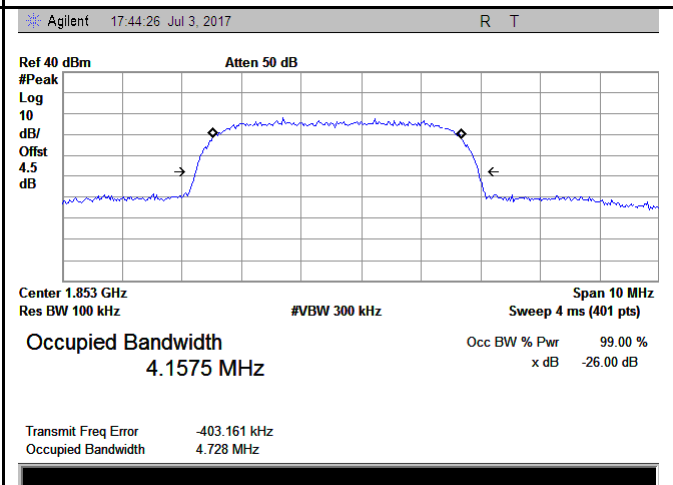
Band V BW - Low CH 826.6 MHz



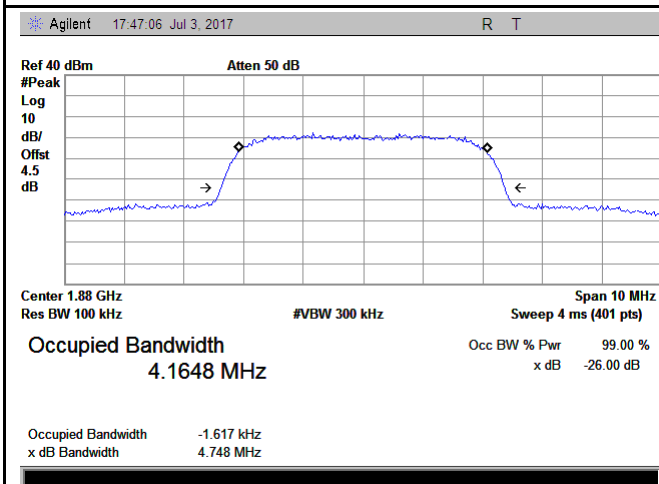
Band V BW - Mid CH 835.0 MHz



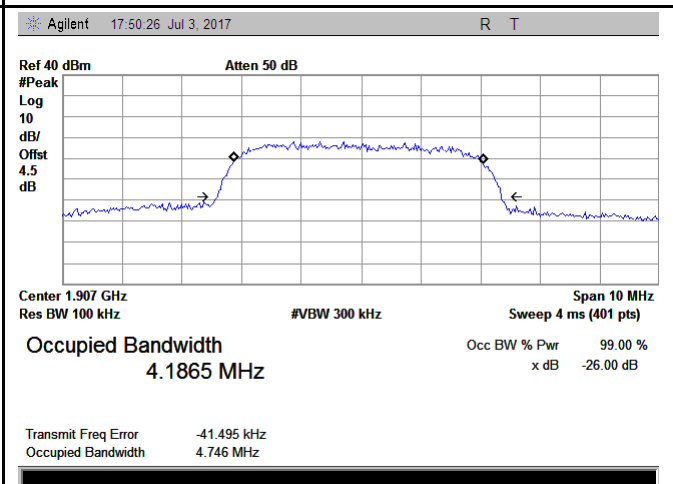
Band V BW - High CH 846.4 MHz



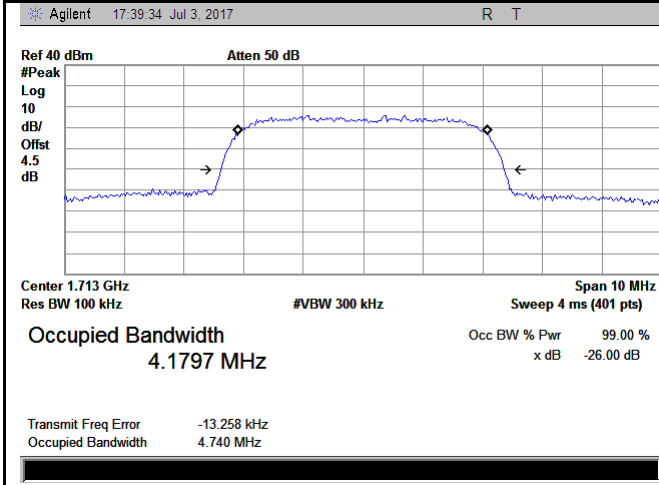
Band II BW - Low CH 1853MHz



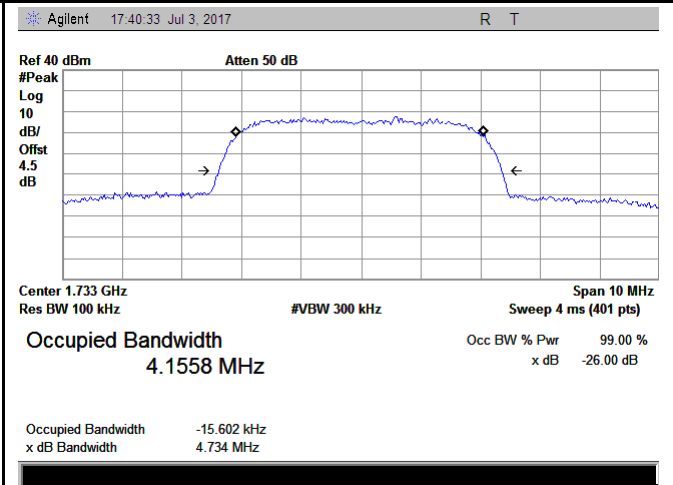
Band II BW - Mid CH 1880MHz



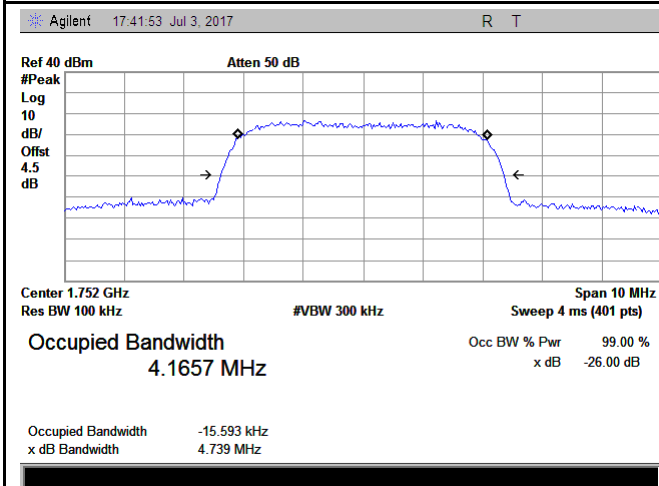
Band II BW - High CH 1907MHz



Band IV BW - Low CH 1713MHz



Band IVBW - Mid CH 1733MHz

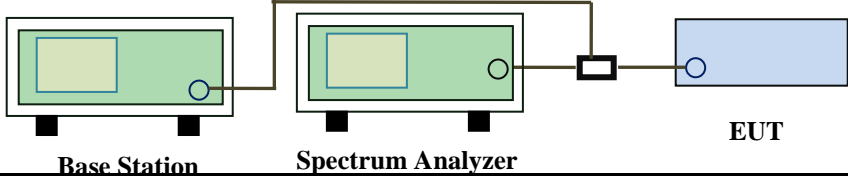


Band IV BW - High CH 1752MHz

## 6.5 Spurious Emissions at Antenna Terminals

|                      |               |
|----------------------|---------------|
| Temperature          | 23 °C         |
| Relative Humidity    | 55%           |
| Atmospheric Pressure | 1012mbar      |
| Test date :          | July 04, 2017 |
| Tested By :          | Loren Luo     |

### Requirement(s):

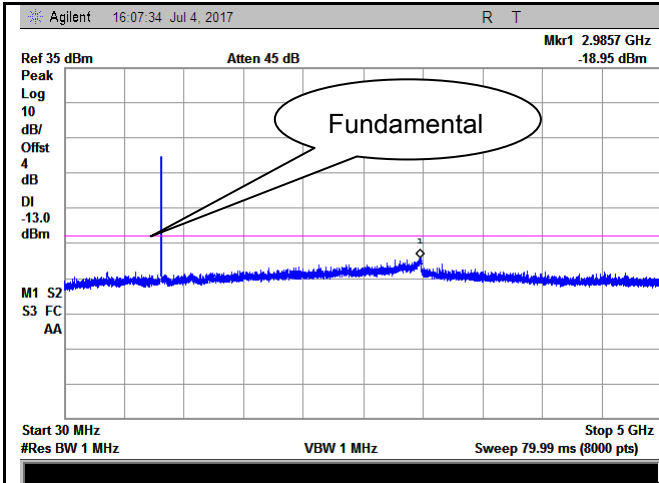
| Spec  | Item   | Requirement  | Applicable                          |
|---|--|--|-------------------------------------|
| §2.1051,<br>§22.917(a)&<br>§24.238(a)<br>§ 27.53(h) | a)   | The power of any emission outside of the authorized operating frequency ranges must be lower than the transmitter power (P) by a factor of at least $43 + 10 \log(P)$ dB | <input checked="" type="checkbox"/> |
| Test Setup  |  <p>The diagram shows a Base Station (green box) connected to a Spectrum Analyzer (green box) and an EUT (blue box) via a power divider (black box). The Base Station and Spectrum Analyzer are connected to the power divider, which then splits the signal to the EUT.</p> |  |                                     |
| Test Procedure                                      | <ul style="list-style-type: none"> <li>- The EUT was connected to Spectrum Analyzer and Base Station via power divider.</li> <li>- The Band Edges of low and high channels for the highest RF powers were measured.</li> <li>- Setting RBW as roughly BW/100.</li> </ul>   |  |                                     |
| Remark  |  |  |                                     |
| Result  | <input checked="" type="checkbox"/> Pass <input type="checkbox"/> Fail   |  |                                     |

Test Data     Yes       N/A  
 Test Plot     Yes (See below)       N/A

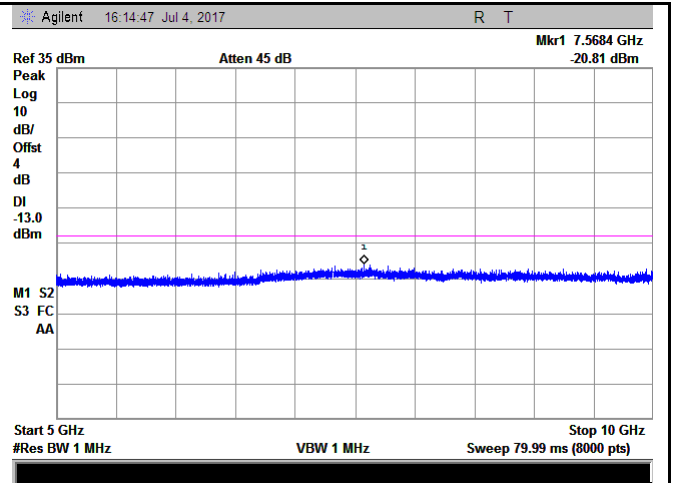
### Test Plots

#### GSM Voice:

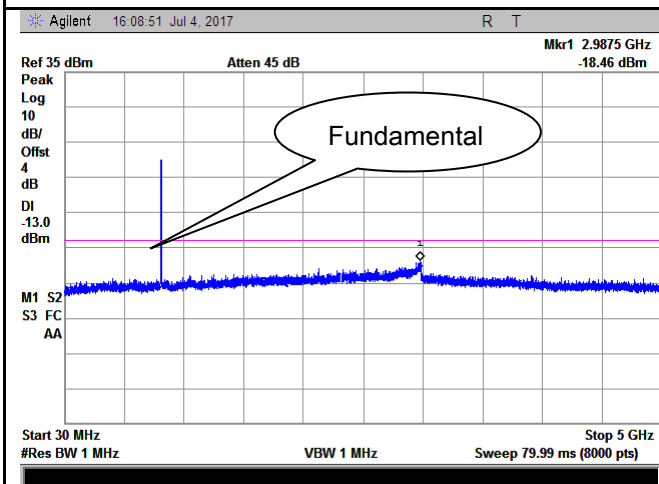
#### Cellular Band (Part 22H) result



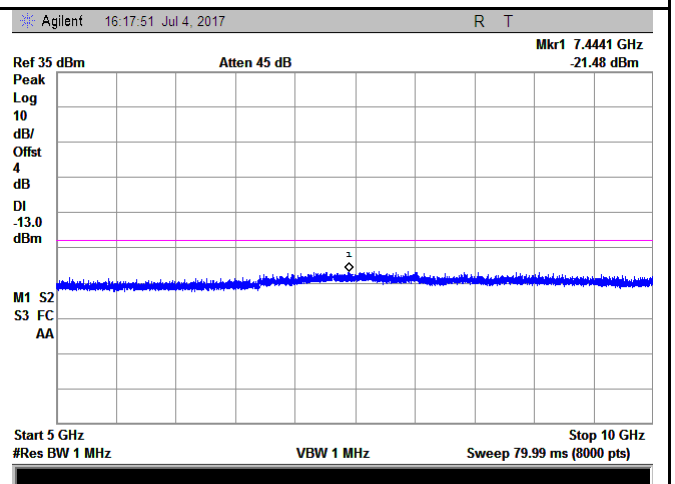
GSM 850 - Low Channel-1



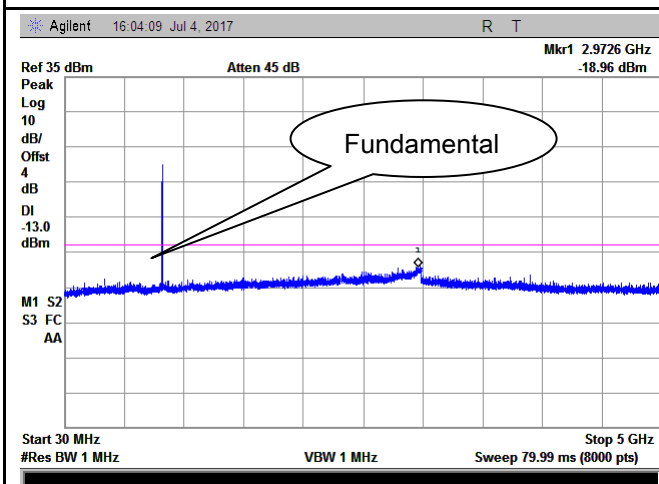
GSM 850 - Low Channel-2



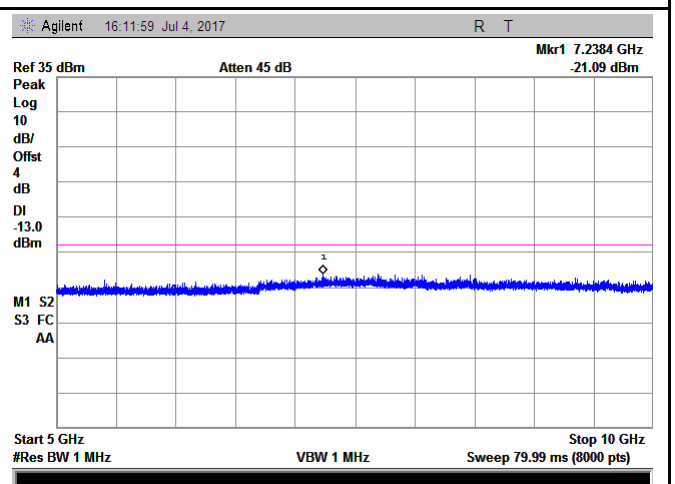
GSM 850 Middle Channel-1



GSM 850 Middle Channel-2

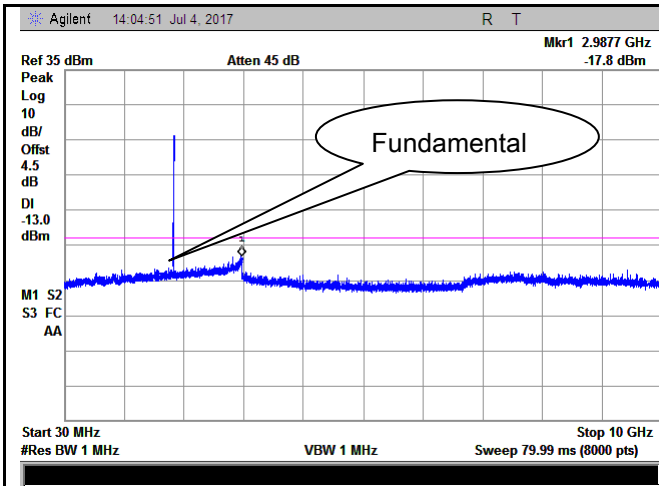


GSM 850 - High Channel-1

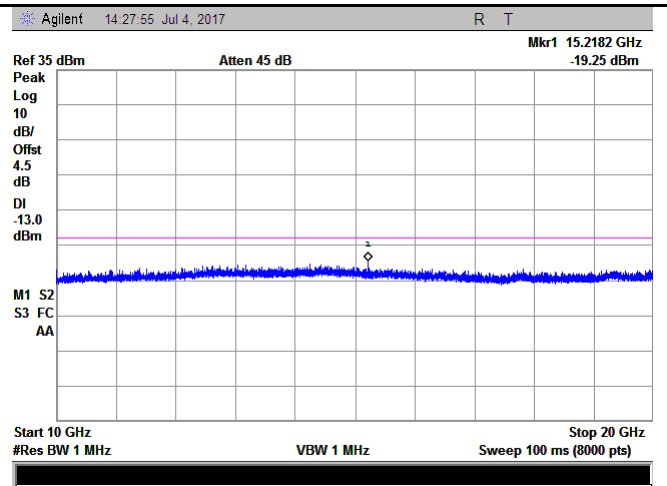


GSM 850 - High Channel-2

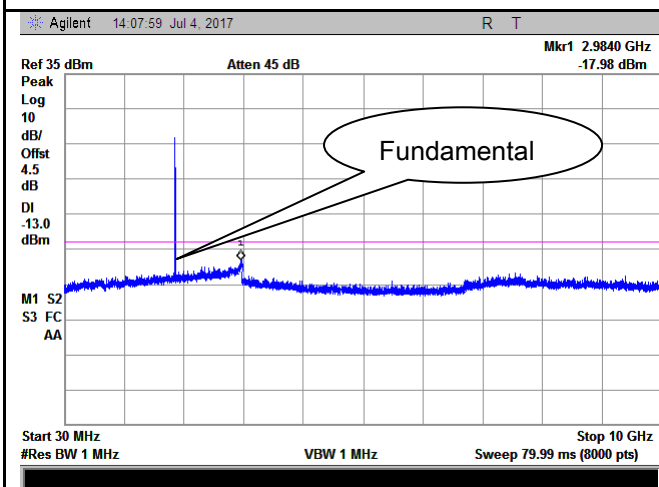
### PCS Band (Part24E) result



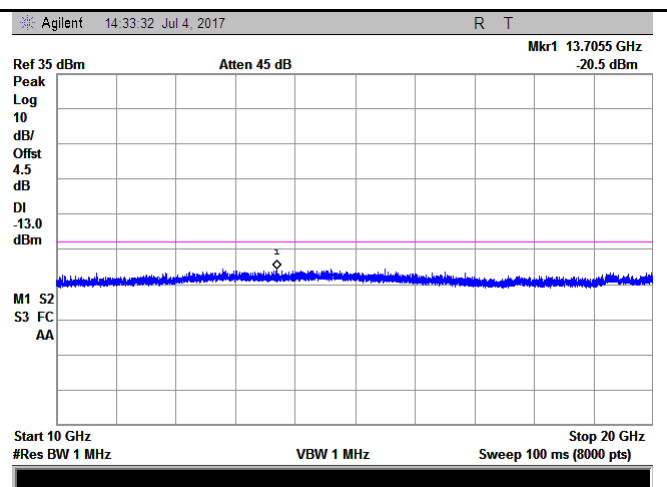
PCS1900 - Low Channel-1



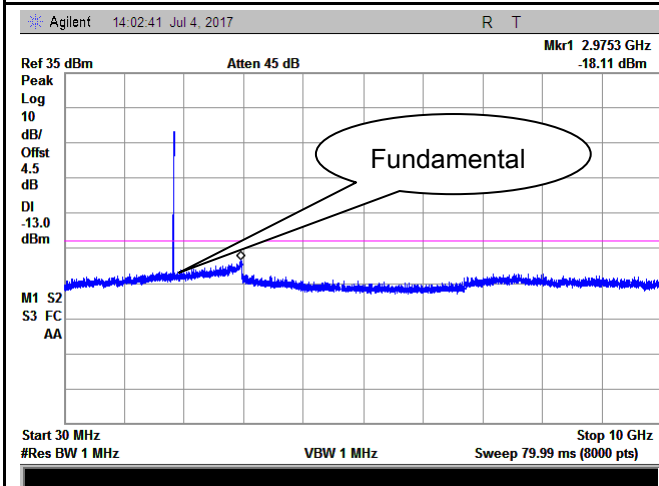
PCS 1900 - Low Channel-2



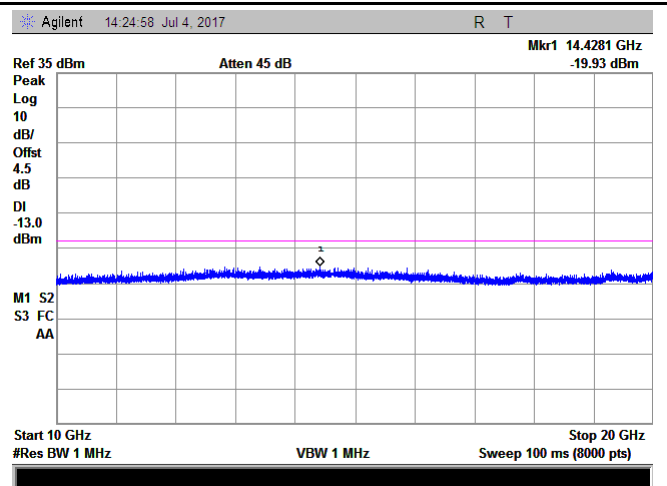
PCS1900 - Middle Channel-1



PCS 1900 - Middle Channel-2



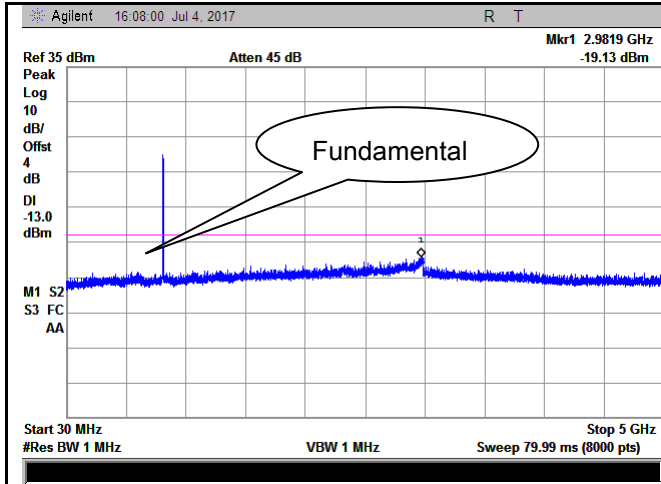
PCS1900 - High Channel-1



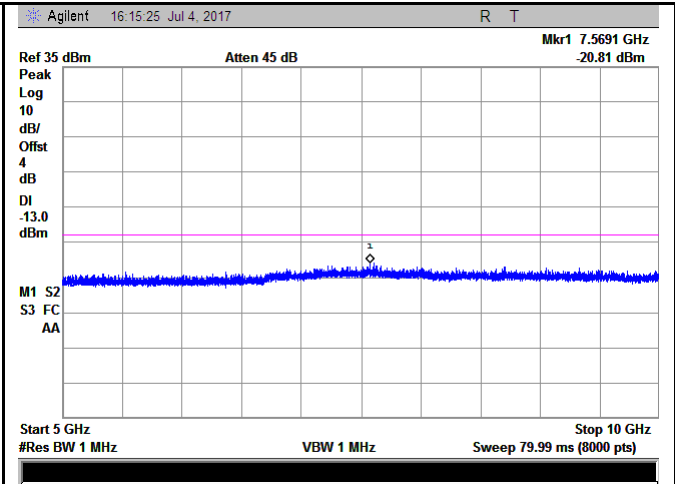
PCS 1900 - High Channel-2

GPRS:

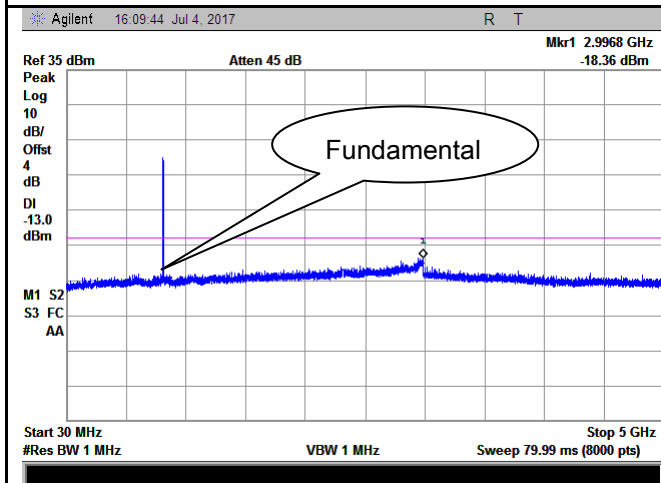
Cellular Band (Part 22H) result



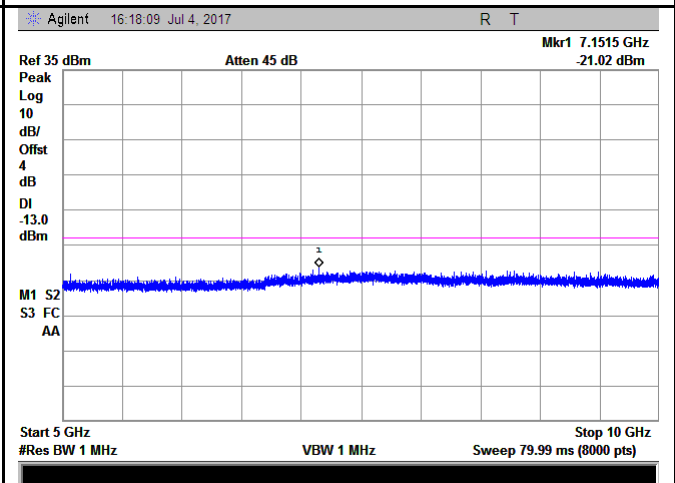
GSM 850 - Low Channel-1



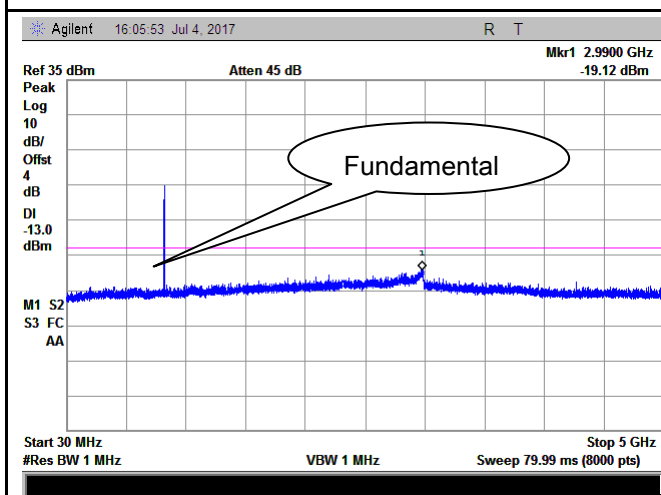
GSM 850 - Low Channel-2



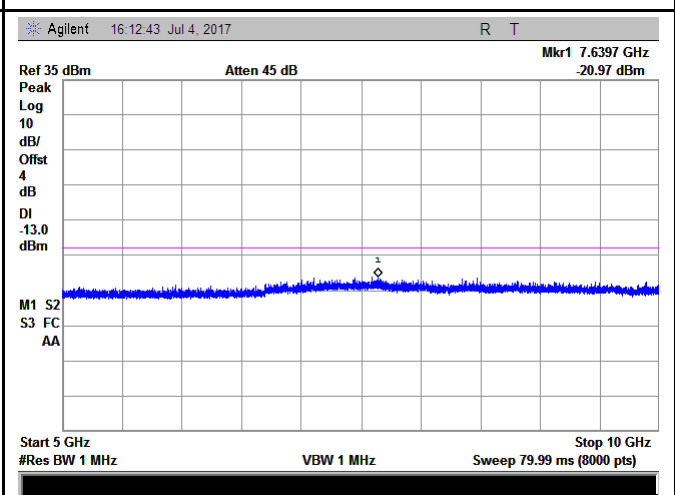
GSM 850 Middle Channel-1



GSM 850 Middle Channel-2

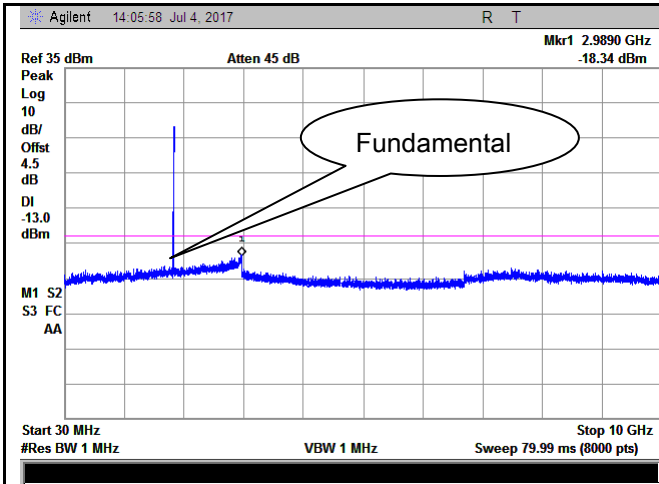


GSM 850 - High Channel-1

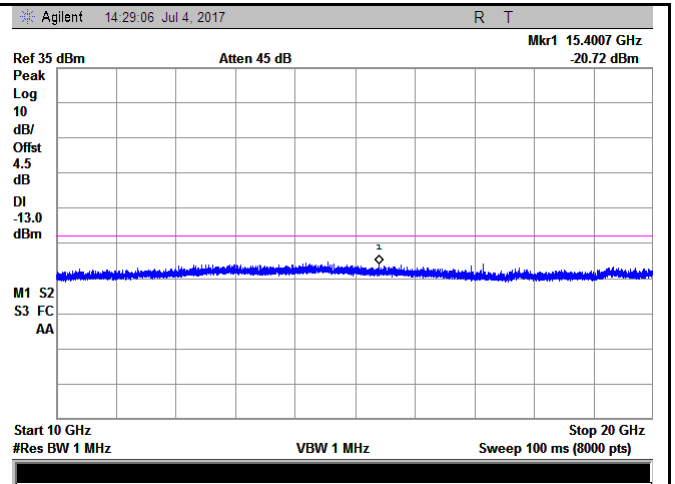


GSM 850 - High Channel-2

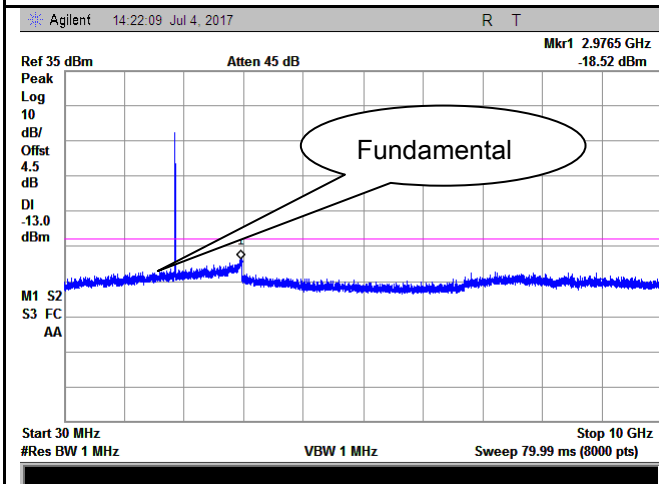
### PCS Band (Part24E) result



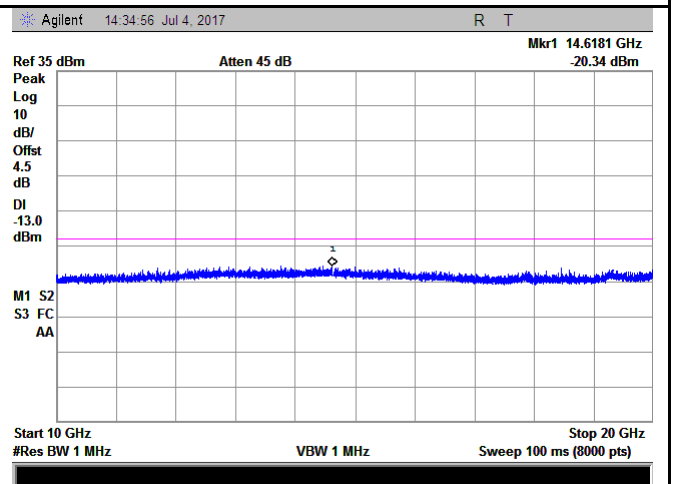
PCS1900 - Low Channel-1



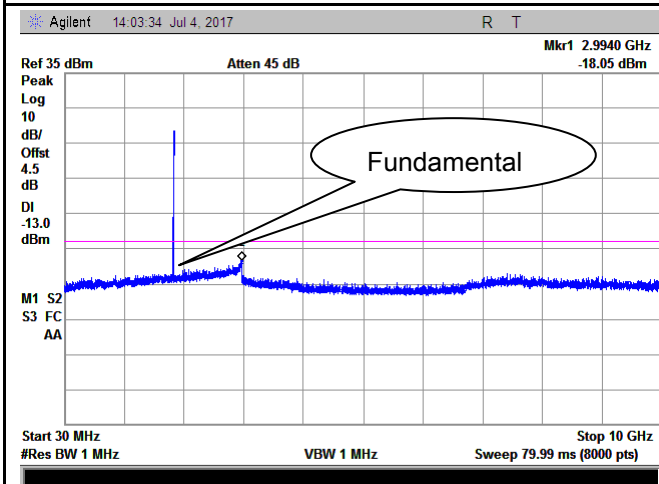
PCS 1900 - Low Channel-2



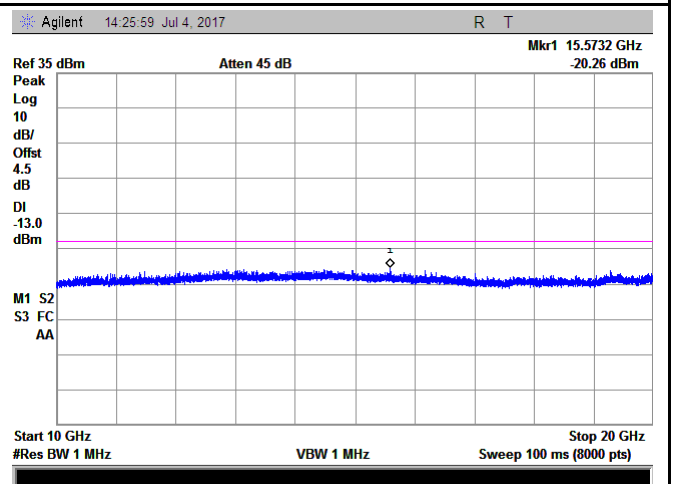
PCS1900 - Middle Channel-1



PCS 1900 - Middle Channel-2



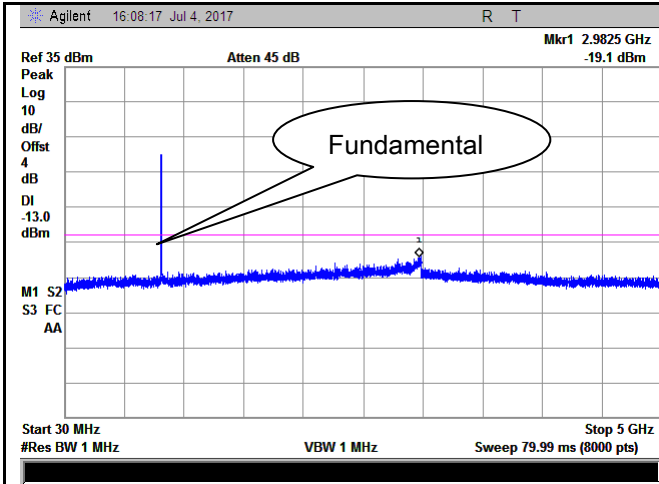
PCS1900 - High Channel-1



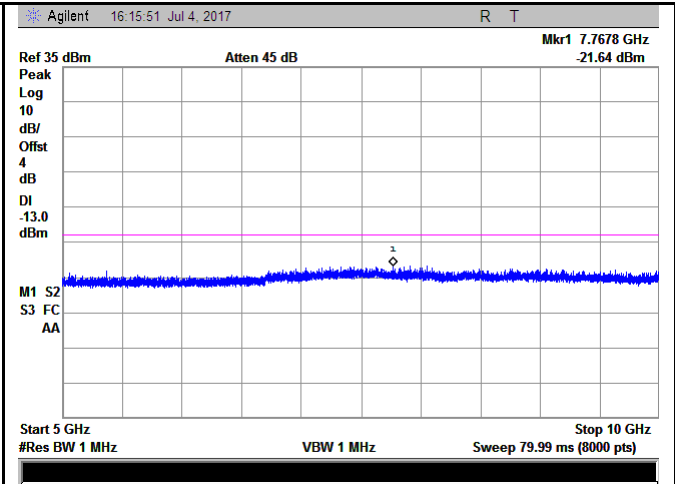
PCS 1900 - High Channel-2



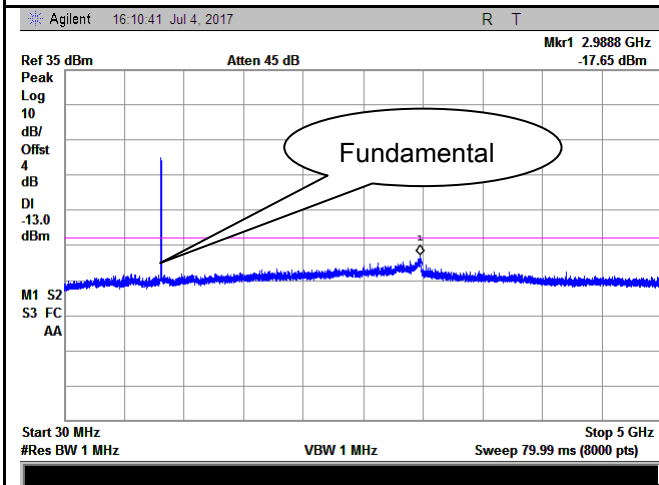
**EGPRS (MCS 5):  
Cellular Band (Part 22H) result**



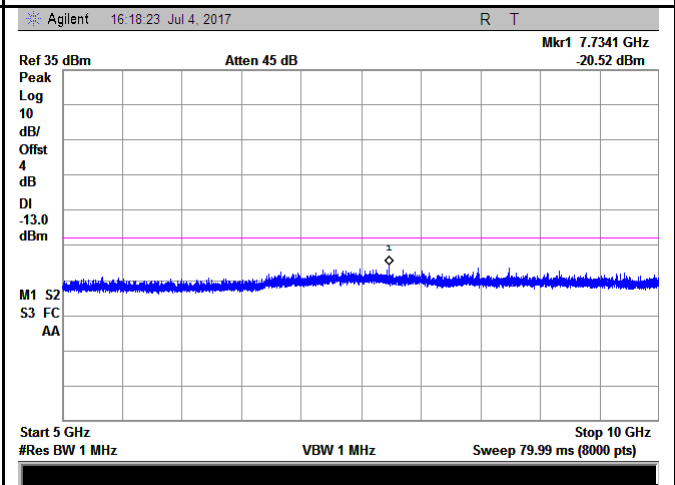
GSM 850 - Low Channel-1



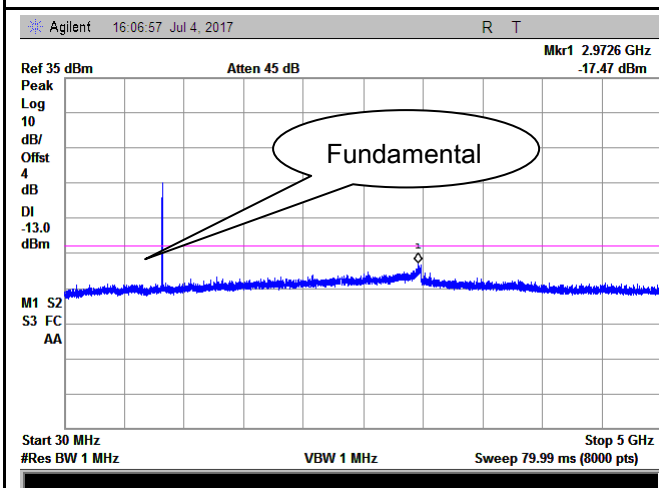
GSM 850 - Low Channel-2



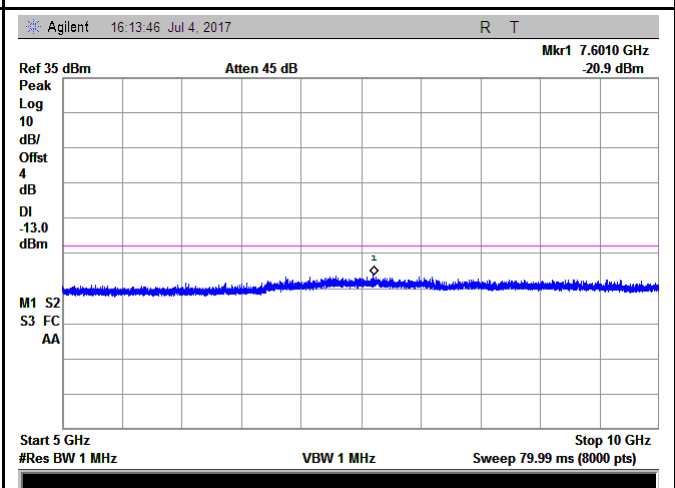
GSM 850 Middle Channel-1



GSM 850 Middle Channel-2

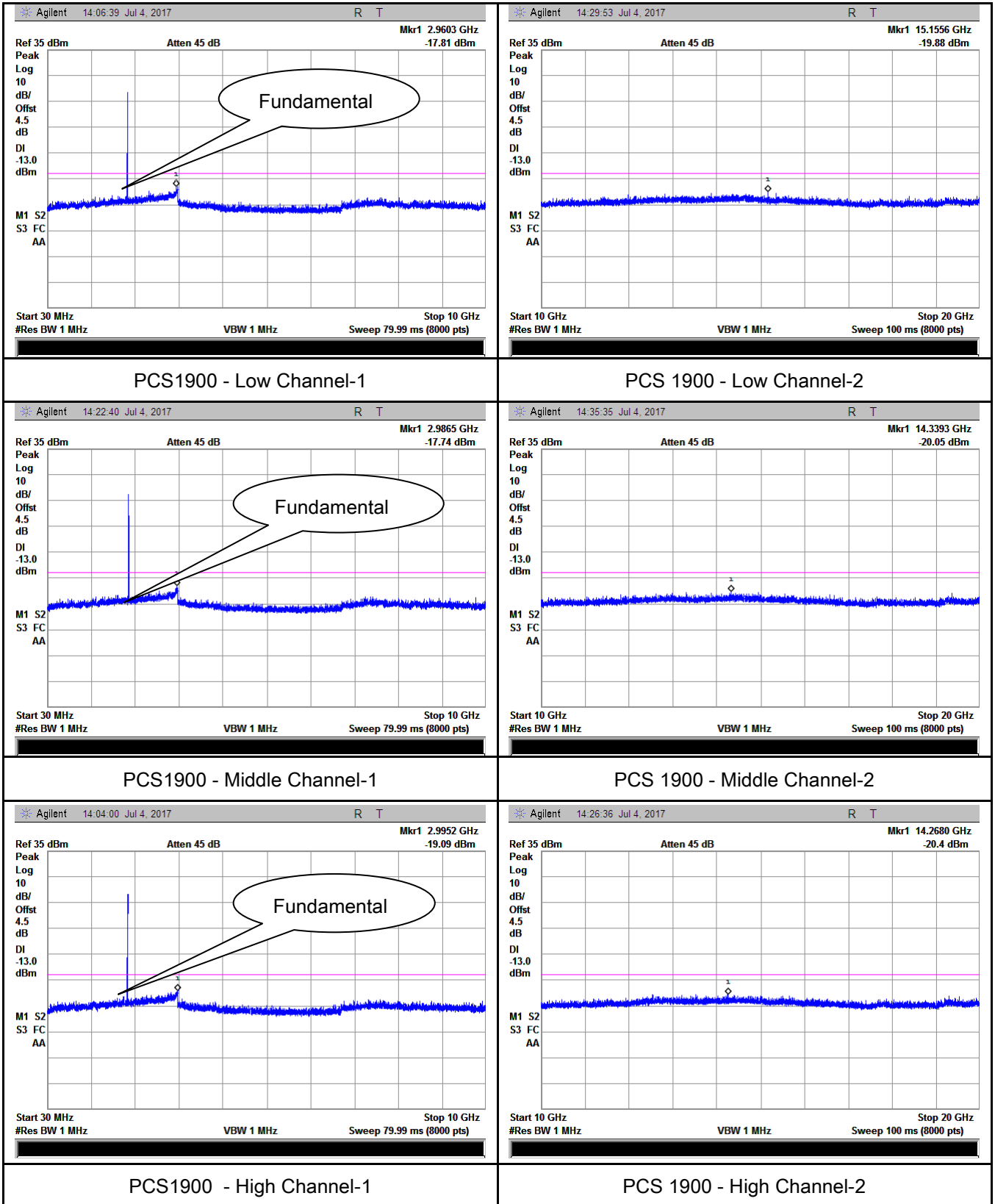


GSM 850 - High Channel-1



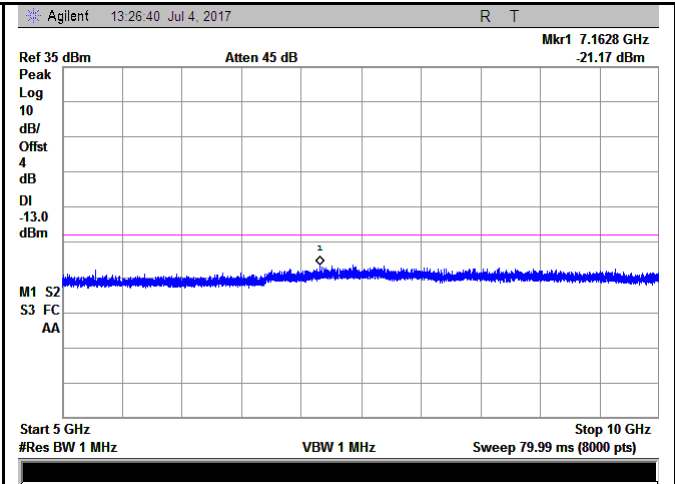
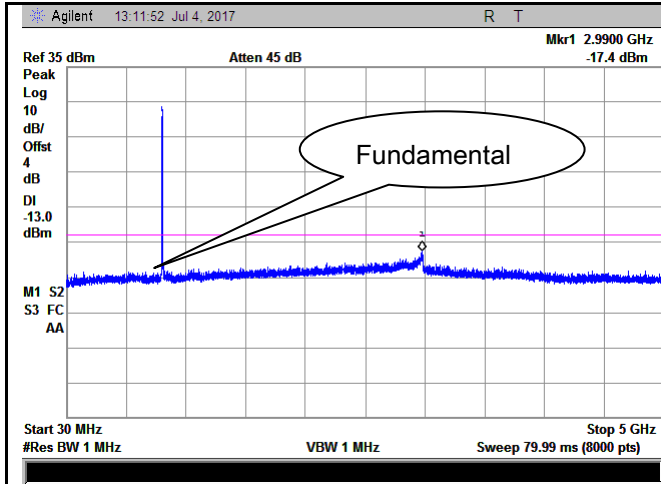
GSM 850 - High Channel-2

### PCS Band (Part24E) result



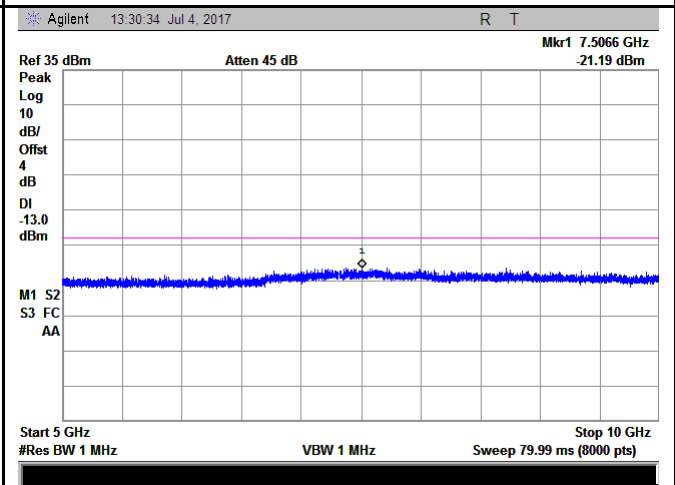
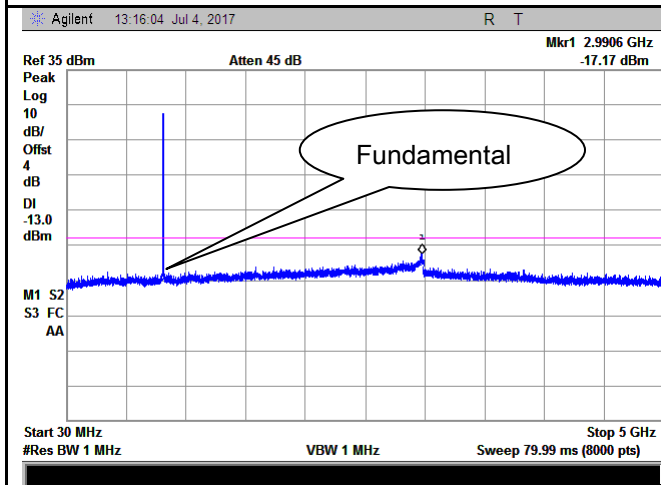
RMC

UMTS-FDD Band V (Part 22H)



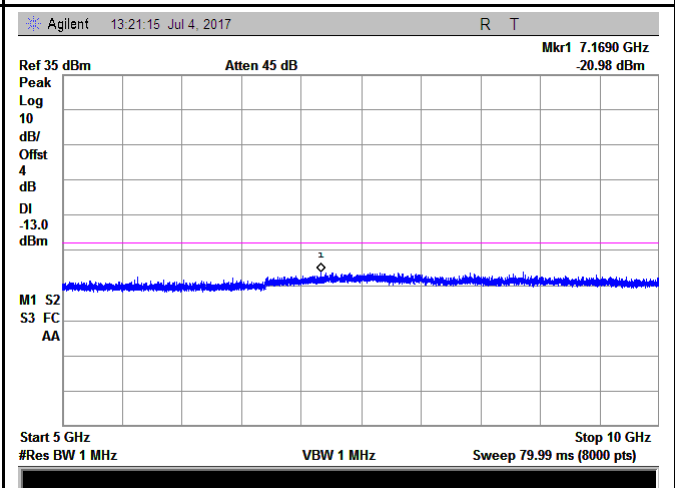
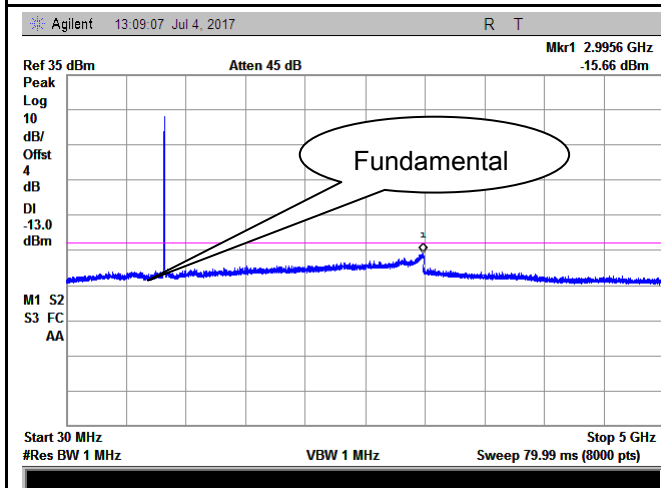
Band V - Low Channel-1

Band V - Low Channel-2



Band V - Middle Channel-1

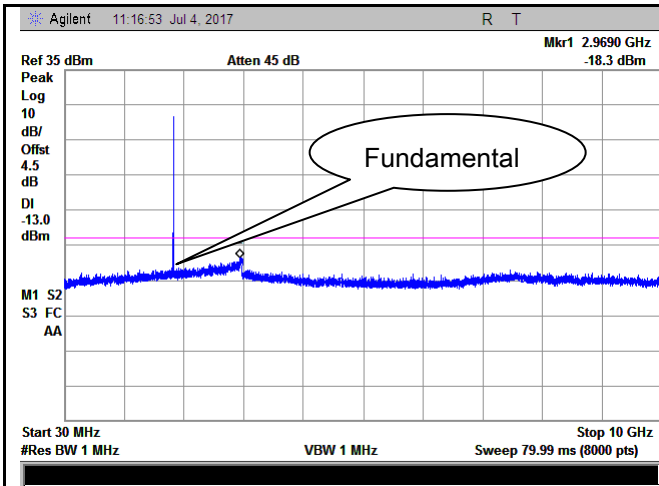
Band V - Middle Channel-2



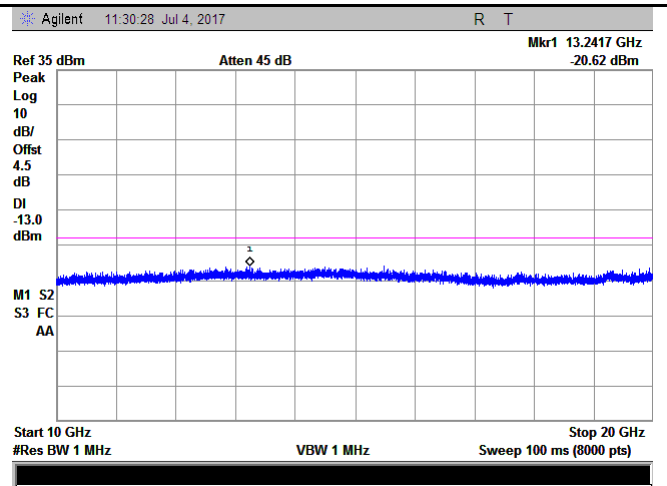
Band V - High Channel-1

Band V - High Channel-2

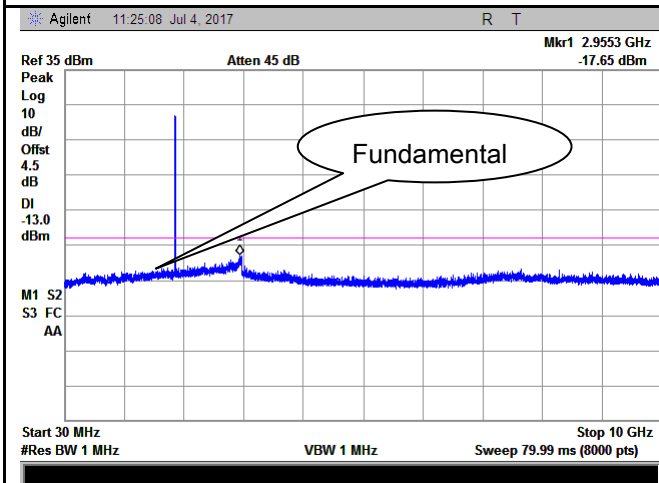
### UMTS-FDD Band II (Part 24E)



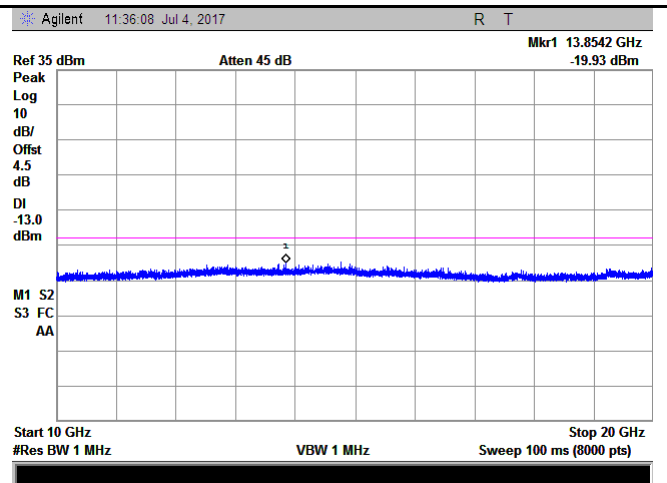
Band II - Low Channel-1



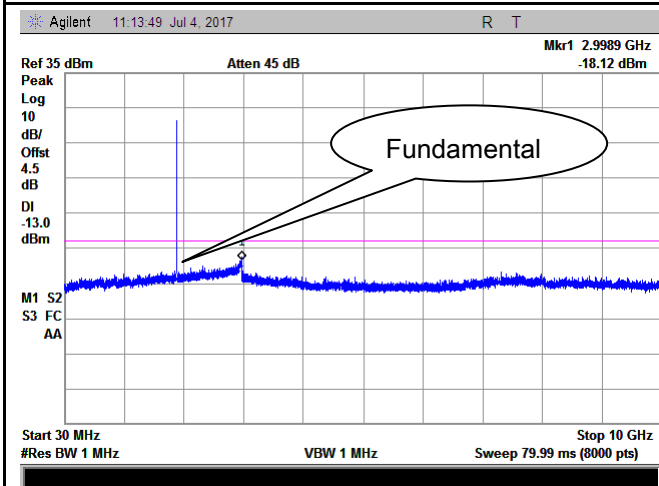
Band II - Low Channel-2



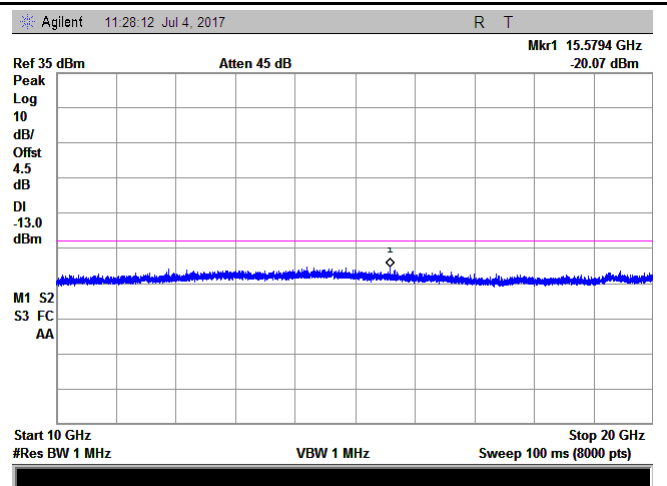
Band II - Middle Channel-1



Band II - Middle Channel-2

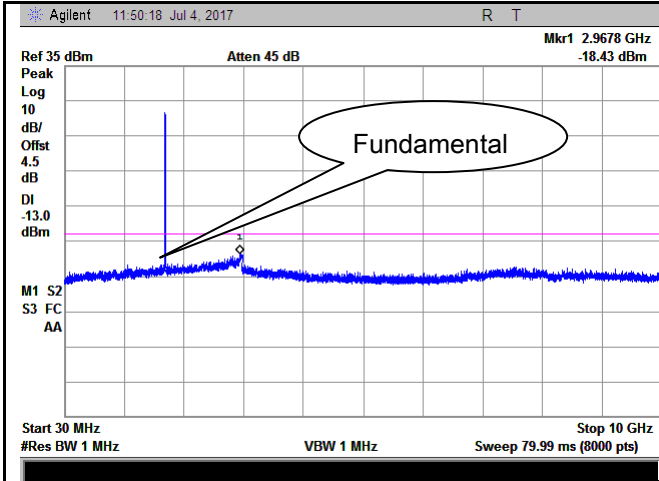


Band II - High Channel-1

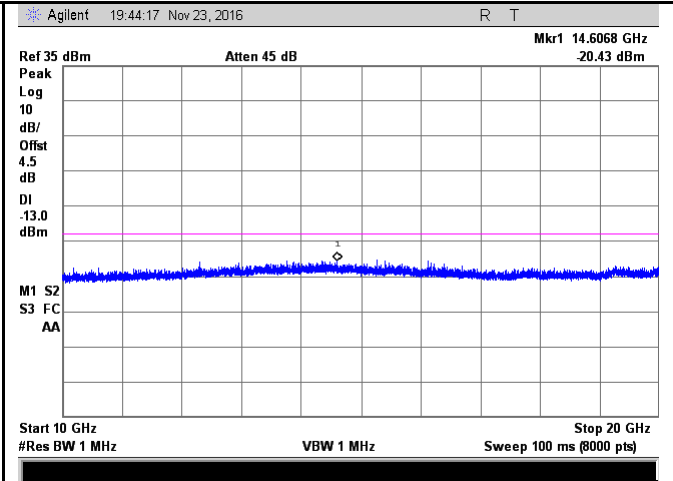


Band II - High Channel-2

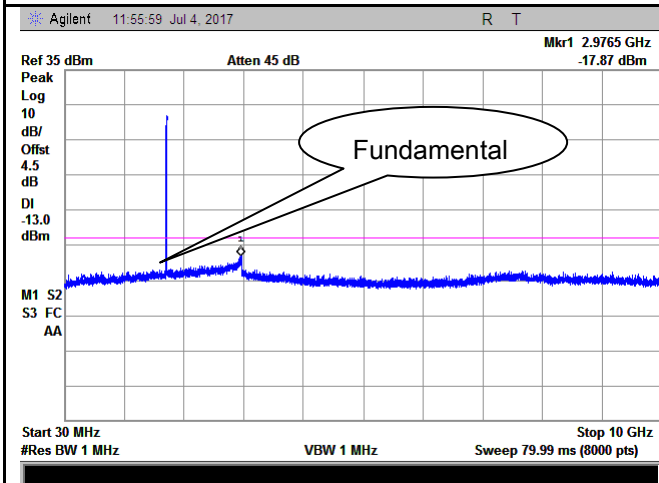
### UMTS-FDD Band IV (Part 27)



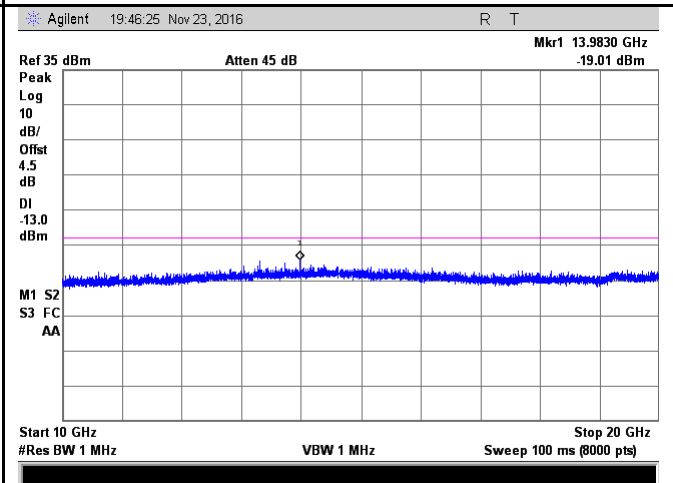
Band IV - Low Channel-1



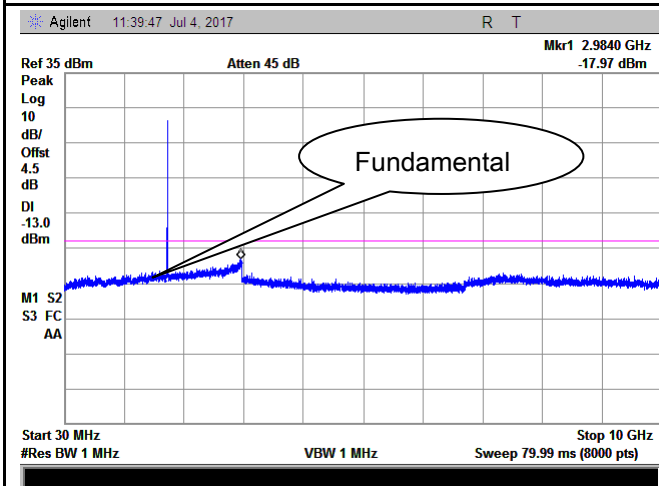
Band IV - Low Channel-2



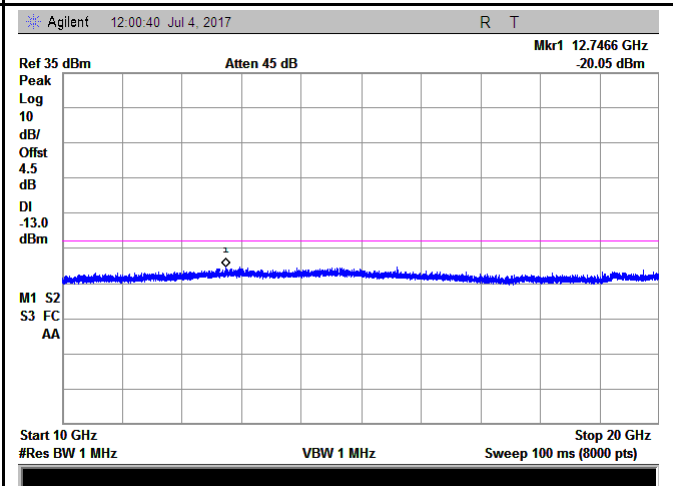
Band IV - Middle Channel-1



Band IV - Middle Channel-2



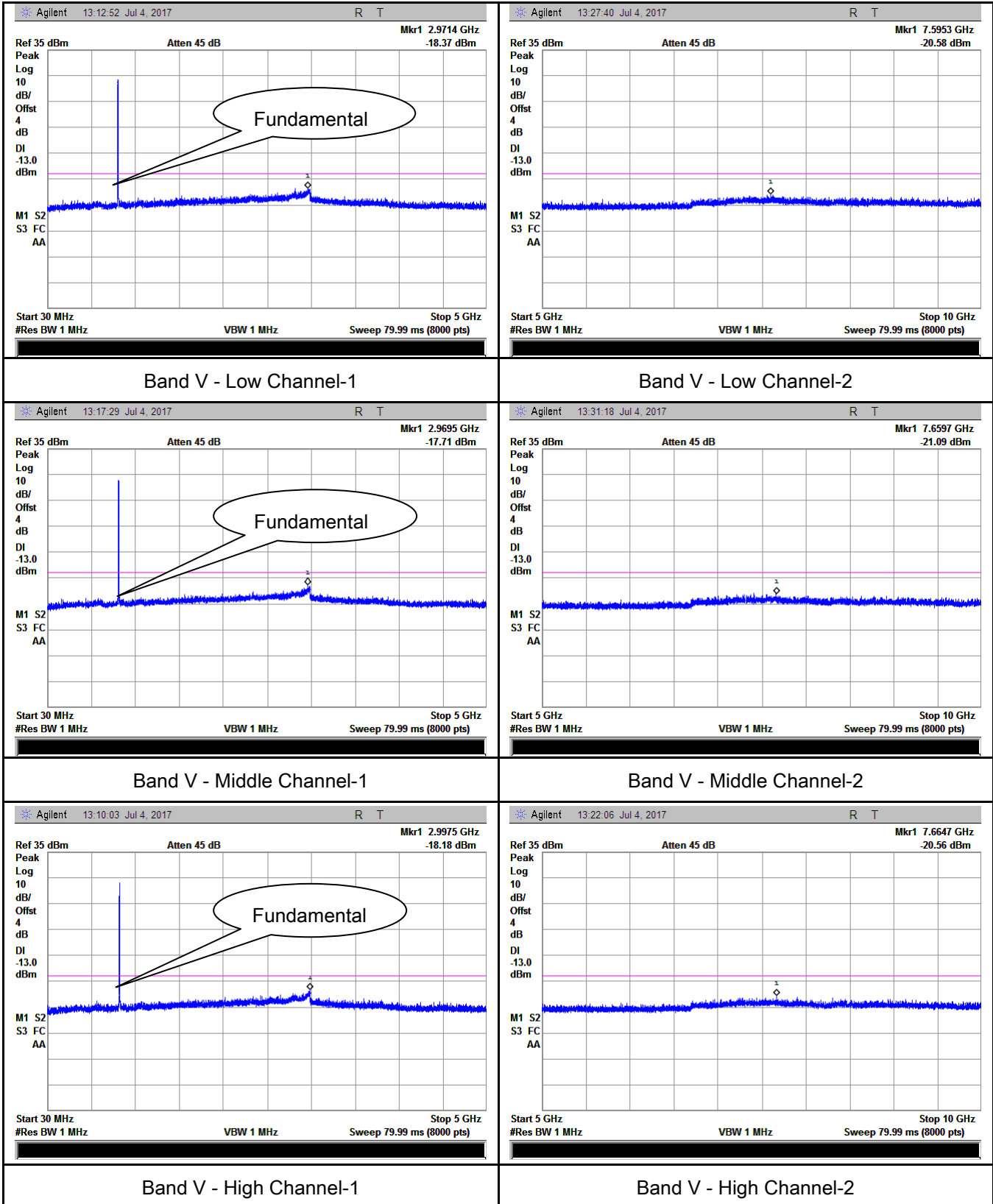
Band IV - High Channel-1



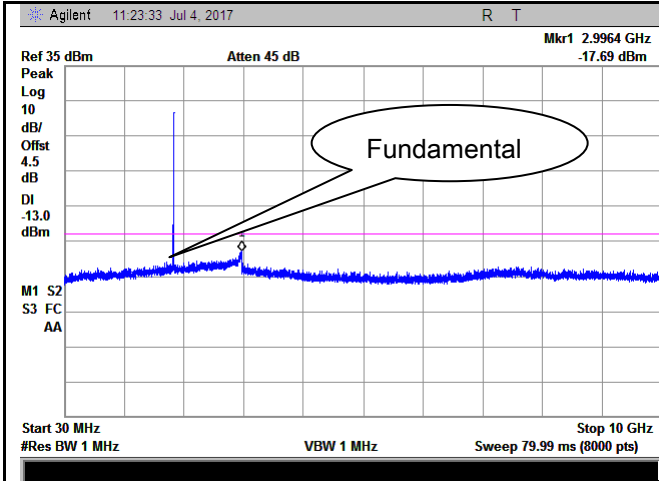
Band IV - High Channel-2

**HSUPA:**

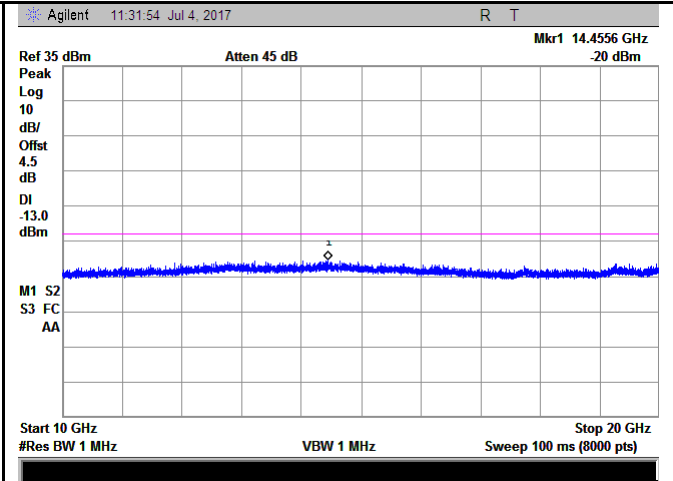
**UMTS-FDD Band V (Part 22H)**



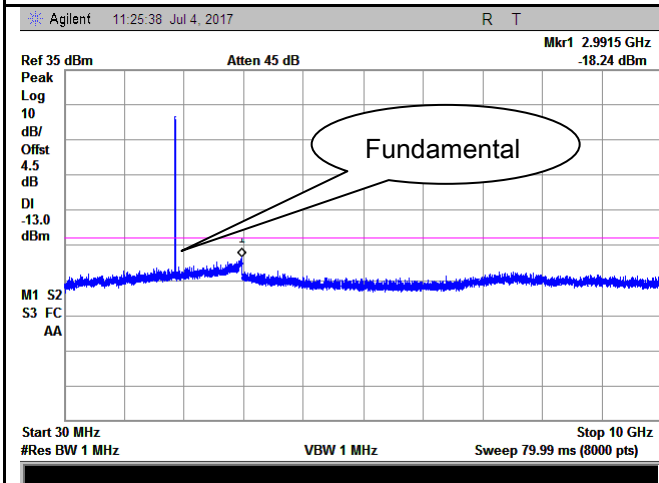
### UMTS-FDD Band II (Part 24E)



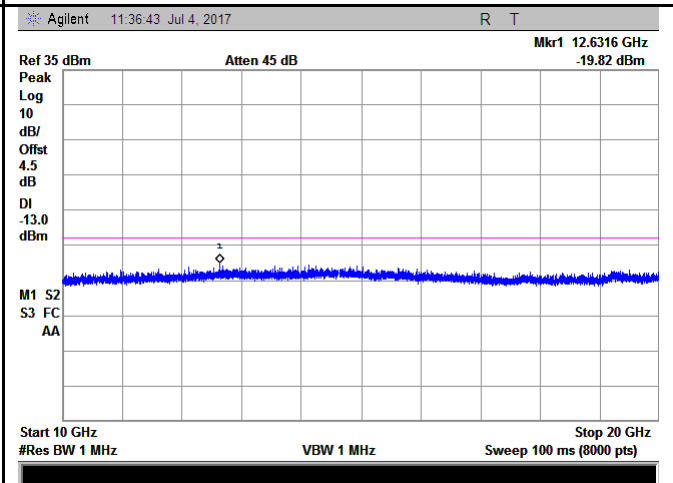
Band II - Low Channel-1



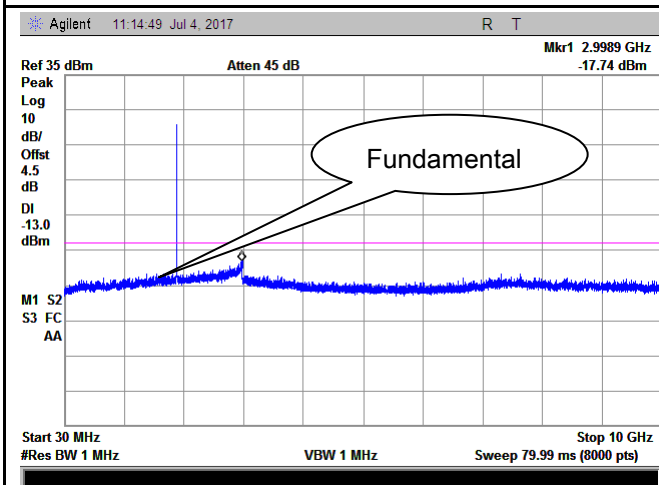
Band II - Low Channel-2



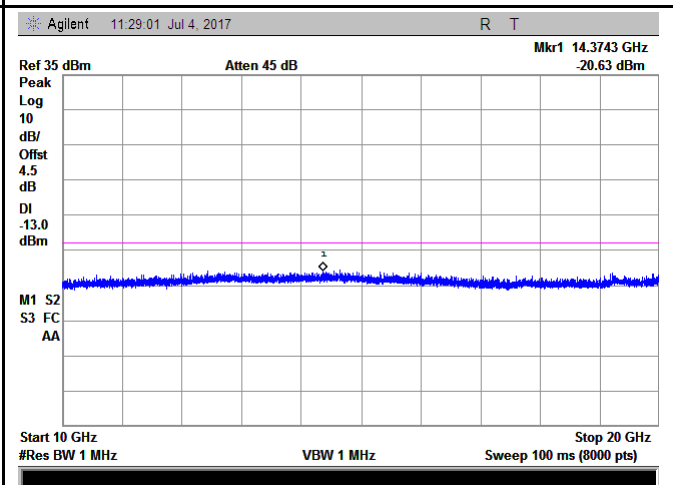
Band II - Middle Channel-1



Band II - Middle Channel-2

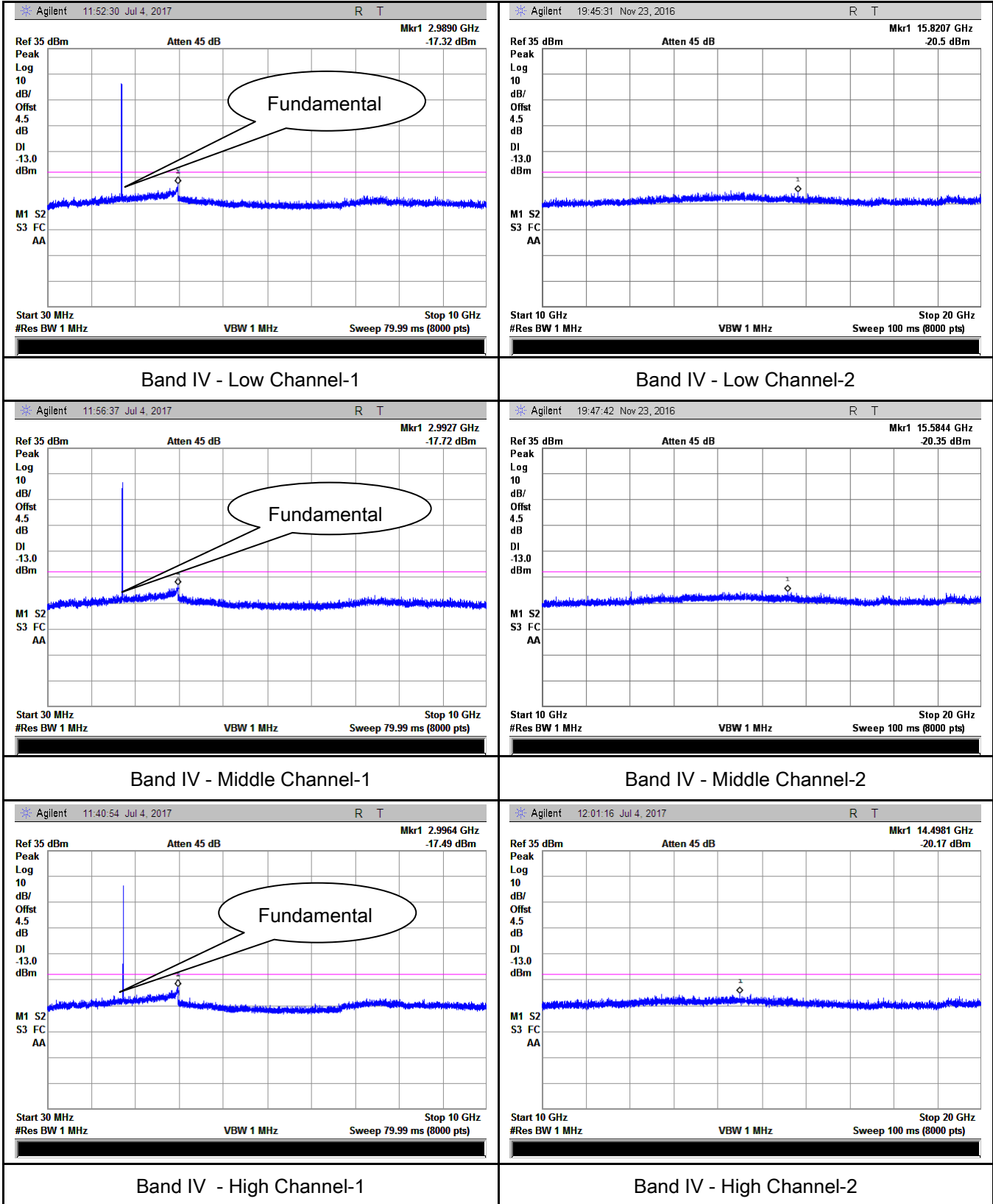


Band II - High Channel-1



Band II - High Channel-2

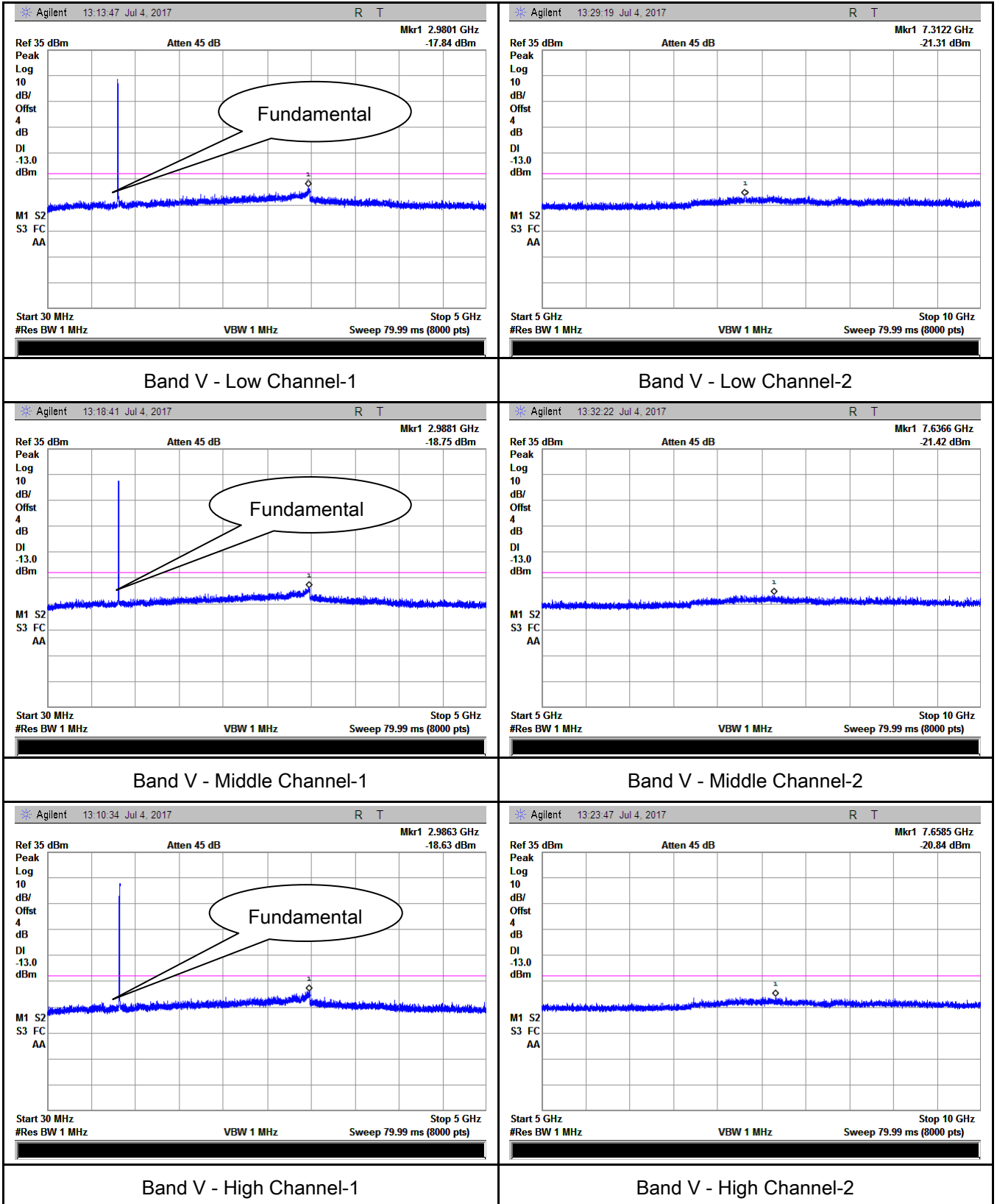
### UMTS-FDD Band IV (Part 27)



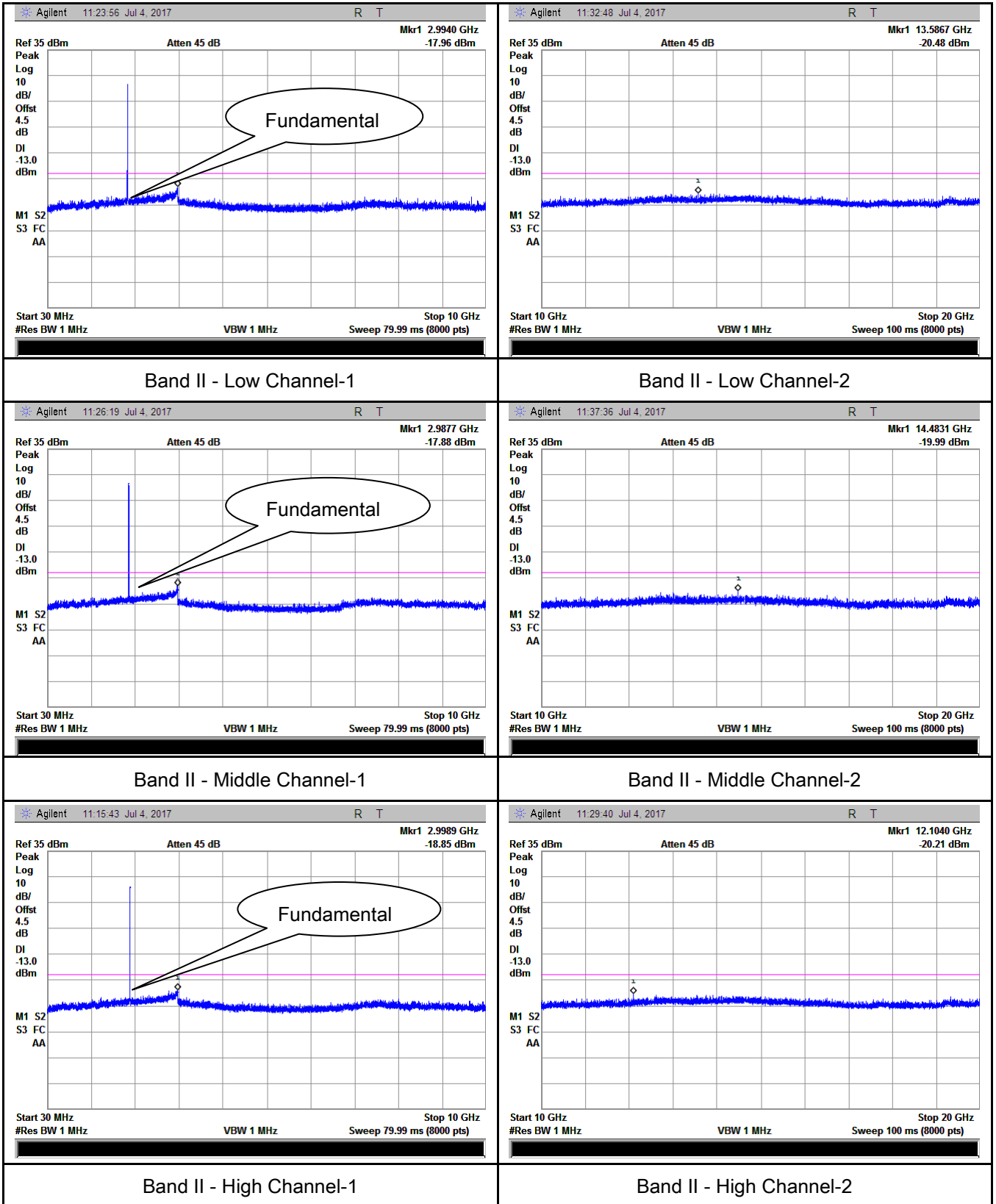


HSDPA:

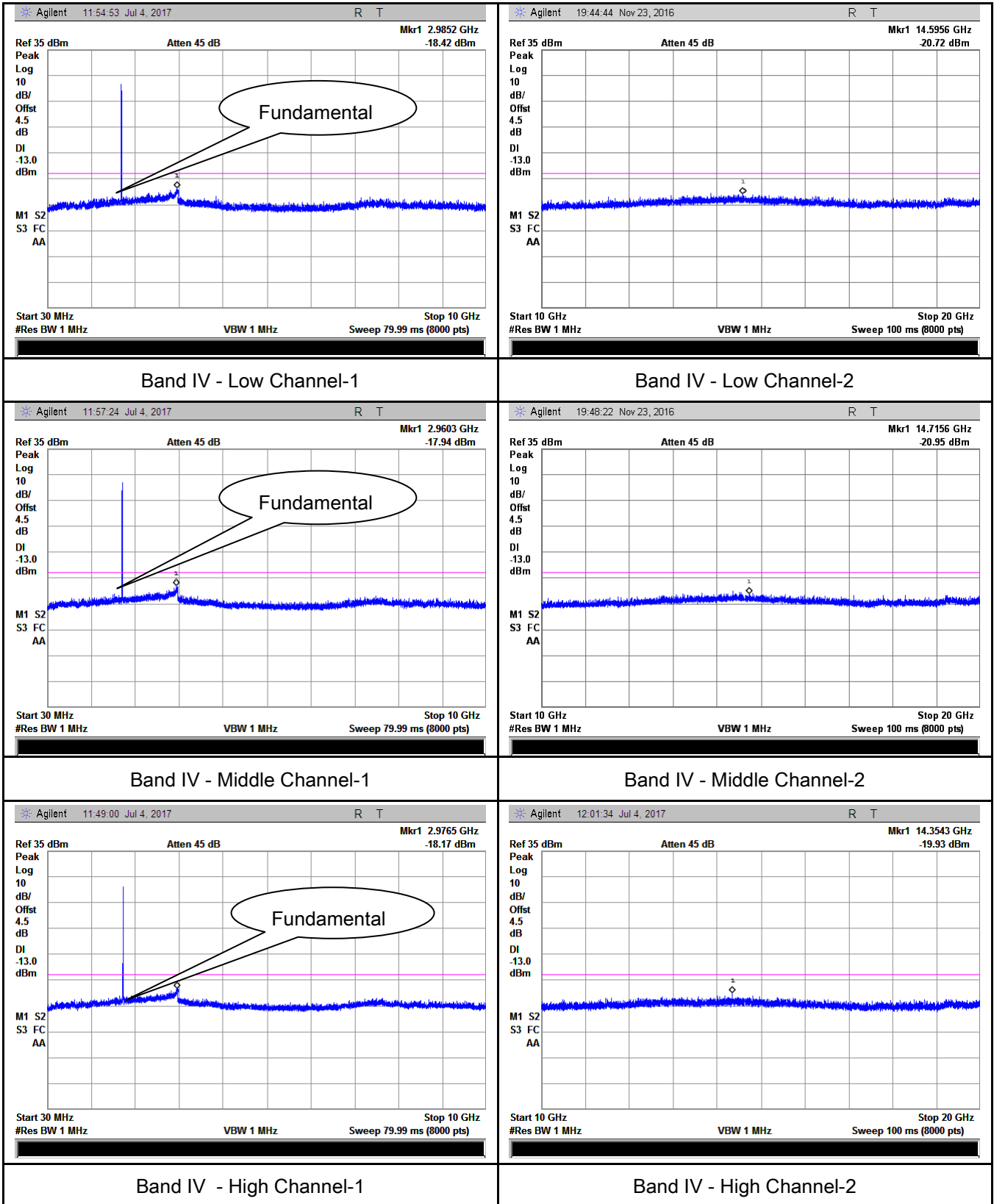
UMTS-FDD Band V (Part 22H)



### UMTS-FDD Band II (Part 24E)



### UMTS-FDD Band IV (Part 27)

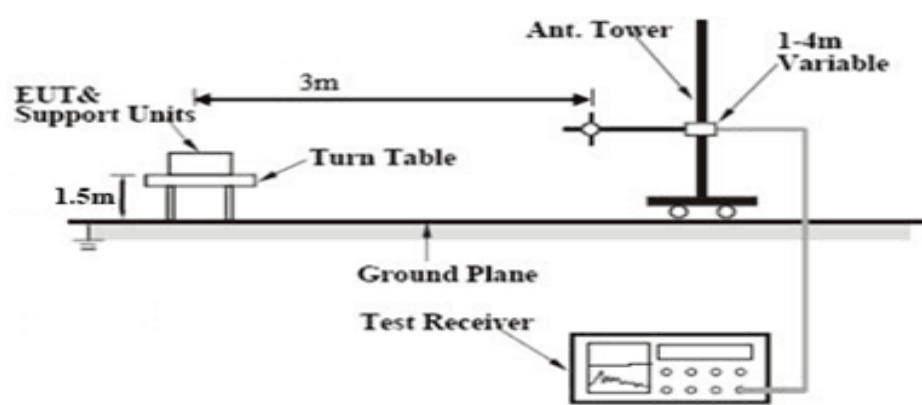


## 6.6 Spurious Radiated Emissions

|                      |               |
|----------------------|---------------|
| Temperature          | 23 °C         |
| Relative Humidity    | 51%           |
| Atmospheric Pressure | 1020mbar      |
| Test date :          | June 30, 2017 |
| Tested By :          | Loren Luo     |

### Requirement(s):

| Spec   | Item | Requirement   | Applicable                          |
|--|------|---|-------------------------------------|
| §2.1053,<br>§22.917 &<br>§24.238<br>§ 27.53(h) | a)   | The power of any emission outside of the authorized operating frequency ranges must be attenuated below the transmitter power (P) by a factor of at least $43 + 10 \log (P)$ dB. The spectrum is scanned from 30 MHz up to a frequency including its 10th harmonic. | <input checked="" type="checkbox"/> |

|            |  |
|------------|--|
| Test setup |  |
|------------|--|

|                |  |
|----------------|--|
| Test Procedure | <ol style="list-style-type: none"> <li>The transmitter was placed on a wooden turntable, and it was transmitting into a non-radiating load which was also placed on the turntable.</li> <li>The measurement antenna was placed at a distance of 3 meters from the EUT. During the tests, the antenna height and polarization as well as EUT azimuth were varied in order to identify the maximum level of emissions from the EUT. The test was performed by placing the EUT on 3-orthogonal axis.</li> <li>Remove the EUT and replace it with substitution antenna. A signal generator was connected to the substitution antenna by a non-radiating cable. The absolute levels of the spurious emissions were measured by the substitution.</li> </ol> <p>Sample Calculation:</p> <p>EUT Field Strength = Raw Amplitude (dB<math>\mu</math>V/m) – Amplifier Gain (dB) + Antenna Factor (dB) + Cable Loss (dB) + Filter Attenuation (dB, if used)</p> |
|----------------|--|

|        |  |
|--------|--|
| Remark |  |
| Result | <input checked="" type="checkbox"/> Pass <input type="checkbox"/> Fail |

Test Data  Yes  N/A  
 Test Plot  Yes (See below)  N/A

## Cellular Band (Part 22H) result

### Low channel

| Frequency (MHz) | Substituted level (dBm) | Polarity (H/V) | Antenna Gain Correction (dB) | Cable Loss (dB) | Corrected Reading (dBm) | Limit (dBm) | Margin (dB) |
|-----------------|-------------------------|----------------|------------------------------|-----------------|-------------------------|-------------|-------------|
| 1648.4          | -43.45                  | V              | 7.95                         | 0.78            | -36.28                  | -13         | -23.28      |
| 1648.4          | -45.04                  | H              | 7.95                         | 0.78            | -37.87                  | -13         | -24.87      |
| 320.1           | -54.07                  | V              | 6.4                          | 0.26            | -47.93                  | -13         | -34.93      |
| 606             | -53.05                  | H              | 6.8                          | 0.37            | -46.62                  | -13         | -33.62      |

### Middle channel

| Frequency (MHz) | Substituted level (dBm) | Polarity (H/V) | Antenna Gain Correction (dB) | Cable Loss (dB) | Corrected Reading (dBm) | Limit (dBm) | Margin (dB) |
|-----------------|-------------------------|----------------|------------------------------|-----------------|-------------------------|-------------|-------------|
| 1673.2          | -43                     | V              | 7.95                         | 0.78            | -35.83                  | -13         | -22.83      |
| 1673.2          | -44.04                  | H              | 7.95                         | 0.78            | -36.87                  | -13         | -23.87      |
| 330             | -51.92                  | V              | 6.4                          | 0.26            | -45.78                  | -13         | -32.78      |
| 605.5           | -53.89                  | H              | 6.8                          | 0.37            | -47.46                  | -13         | -34.46      |

### High channel

| Frequency (MHz) | Substituted level (dBm) | Polarity (H/V) | Antenna Gain Correction (dB) | Cable Loss (dB) | Corrected Reading (dBm) | Limit (dBm) | Margin (dB) |
|-----------------|-------------------------|----------------|------------------------------|-----------------|-------------------------|-------------|-------------|
| 1697.6          | -42.37                  | V              | 7.95                         | 0.78            | -35.2                   | -13         | -22.2       |
| 1697.6          | -44.06                  | H              | 7.95                         | 0.78            | -36.89                  | -13         | -23.89      |
| 323.9           | -52.57                  | V              | 6.4                          | 0.26            | -46.43                  | -13         | -33.43      |
| 602.8           | -53.99                  | H              | 6.8                          | 0.37            | -47.56                  | -13         | -34.56      |

#### Note:

- 1, The testing has been conformed to  $10 \times 848.8 \text{ MHz} = 8,488 \text{ MHz}$
- 2, All other emissions more than 30 dB below the limit
- 3, GSM voice, GPRS and EGPRS mode were investigated. The results above show only the worse cases
- 4, X-Axis, Y-Axis and Z-Axis were investigated. The results above show only the worst case.

## PCS Band (Part24E) result

### Low channel

| Frequency (MHz) | Substituted level (dBm) | Polarity (H/V) | Antenna Gain Correction (dB) | Cable Loss (dB) | Corrected Reading (dBm) | Limit (dBm) | Margin (dB) |
|-----------------|-------------------------|----------------|------------------------------|-----------------|-------------------------|-------------|-------------|
| 3700.4          | -47.27                  | V              | 10.25                        | 2.73            | -39.75                  | -13         | -26.75      |
| 3700.4          | -50.11                  | H              | 10.25                        | 2.73            | -42.59                  | -13         | -29.59      |
| 328.7           | -53.48                  | V              | 6.4                          | 0.26            | -47.34                  | -13         | -34.34      |
| 606.9           | -52.68                  | H              | 6.8                          | 0.37            | -46.25                  | -13         | -33.25      |

### Middle channel

| Frequency (MHz) | Substituted level (dBm) | Polarity (H/V) | Antenna Gain Correction (dB) | Cable Loss (dB) | Corrected Reading (dBm) | Limit (dBm) | Margin (dB) |
|-----------------|-------------------------|----------------|------------------------------|-----------------|-------------------------|-------------|-------------|
| 3760            | -48.85                  | V              | 10.25                        | 2.73            | -41.33                  | -13         | -28.33      |
| 3760            | -48.51                  | H              | 10.25                        | 2.73            | -40.99                  | -13         | -27.99      |
| 325.9           | -53.59                  | V              | 6.4                          | 0.26            | -47.45                  | -13         | -34.45      |
| 603.3           | -52.96                  | H              | 6.8                          | 0.37            | -46.53                  | -13         | -33.53      |

### High channel

| Frequency (MHz) | Substituted level (dBm) | Polarity (H/V) | Antenna Gain Correction (dB) | Cable Loss (dB) | Corrected Reading (dBm) | Limit (dBm) | Margin (dB) |
|-----------------|-------------------------|----------------|------------------------------|-----------------|-------------------------|-------------|-------------|
| 3819.6          | -49.02                  | V              | 10.36                        | 2.73            | -41.39                  | -13         | -28.39      |
| 3819.6          | -49.07                  | H              | 10.36                        | 2.73            | -41.44                  | -13         | -28.44      |
| 325.9           | -54.33                  | V              | 6.4                          | 0.26            | -48.19                  | -13         | -35.19      |
| 602.6           | -51.29                  | H              | 6.8                          | 0.37            | -44.86                  | -13         | -31.86      |

#### Note:

- 1, The testing has been conformed to  $10 \times 1909.8 \text{MHz} = 19,098 \text{MHz}$
- 2, All other emissions more than 30 dB below the limit
- 3, GSM voice , GPRS and EGPRS mode were investigated. The results above show only the worse cases
- 4, X-Axis, Y-Axis and Z-Axis were investigated. The results above show only the worst case.

## UMTS-FDD Band V (Part 22H)

### Low channel

| Frequency (MHz) | Substituted level (dBm) | Polarity (H/V) | Antenna Gain Correction (dB) | Cable Loss (dB) | Corrected Reading (dBm) | Limit (dBm) | Margin (dB) |
|-----------------|-------------------------|----------------|------------------------------|-----------------|-------------------------|-------------|-------------|
| 1652.8          | -45.58                  | V              | 7.95                         | 0.78            | -38.41                  | -13         | -25.41      |
| 1652.8          | -46.7                   | H              | 7.95                         | 0.78            | -39.53                  | -13         | -26.53      |
| 330             | -52.04                  | V              | 6.4                          | 0.26            | -45.9                   | -13         | -32.9       |
| 600.9           | -53.6                   | H              | 6.8                          | 0.37            | -47.17                  | -13         | -34.17      |

### Middle channel

| Frequency (MHz) | Substituted level (dBm) | Polarity (H/V) | Antenna Gain Correction (dB) | Cable Loss (dB) | Corrected Reading (dBm) | Limit (dBm) | Margin (dB) |
|-----------------|-------------------------|----------------|------------------------------|-----------------|-------------------------|-------------|-------------|
| 1670            | -45.66                  | V              | 7.95                         | 0.78            | -38.49                  | -13         | -25.49      |
| 1670            | -45.72                  | H              | 7.95                         | 0.78            | -38.55                  | -13         | -25.55      |
| 324.3           | -52.84                  | V              | 6.4                          | 0.26            | -46.7                   | -13         | -33.7       |
| 601.7           | -53.37                  | H              | 6.8                          | 0.37            | -46.94                  | -13         | -33.94      |

### High channel

| Frequency (MHz) | Substituted level (dBm) | Polarity (H/V) | Antenna Gain Correction (dB) | Cable Loss (dB) | Corrected Reading (dBm) | Limit (dBm) | Margin (dB) |
|-----------------|-------------------------|----------------|------------------------------|-----------------|-------------------------|-------------|-------------|
| 1693.2          | -46.61                  | V              | 7.95                         | 0.78            | -39.44                  | -13         | -26.44      |
| 1693.2          | -46.88                  | H              | 7.95                         | 0.78            | -39.71                  | -13         | -26.71      |
| 328             | -53.19                  | V              | 6.4                          | 0.26            | -47.05                  | -13         | -34.05      |
| 600.7           | -51.71                  | H              | 6.8                          | 0.37            | -45.28                  | -13         | -32.28      |

**Note:**

1, The testing has been conformed to  $10 \times 846.6 \text{ MHz} = 8,466 \text{ MHz}$

2, All other emissions more than 30 dB below the limit

3, RMC, HSUPA and HSDPA mode were investigated. The results above show only the worse cases

4, X-Axis, Y-Axis and Z-Axis were investigated. The results above show only the worst case.



## UMTS-FDD Band II (Part 24E)

### Low channel

| Frequency (MHz) | Substituted level (dBm) | Polarity (H/V) | Antenna Gain Correction (dB) | Cable Loss (dB) | Corrected Reading (dBm) | Limit (dBm) | Margin (dB) |
|-----------------|-------------------------|----------------|------------------------------|-----------------|-------------------------|-------------|-------------|
| 3704.8          | -48.38                  | V              | 10.25                        | 2.73            | -40.86                  | -13         | -27.86      |
| 3704.8          | -50.41                  | H              | 10.25                        | 2.73            | -42.89                  | -13         | -29.89      |
| 326.8           | -53.64                  | V              | 6.4                          | 0.26            | -47.5                   | -13         | -34.5       |
| 604.3           | -52.12                  | H              | 6.8                          | 0.37            | -45.69                  | -13         | -32.69      |

### Middle channel

| Frequency (MHz) | Substituted level (dBm) | Polarity (H/V) | Antenna Gain Correction (dB) | Cable Loss (dB) | Corrected Reading (dBm) | Limit (dBm) | Margin (dB) |
|-----------------|-------------------------|----------------|------------------------------|-----------------|-------------------------|-------------|-------------|
| 3760            | -49.1                   | V              | 10.25                        | 2.73            | -41.58                  | -13         | -28.58      |
| 3760            | -50.6                   | H              | 10.25                        | 2.73            | -43.08                  | -13         | -30.08      |
| 326             | -52.77                  | V              | 6.4                          | 0.26            | -46.63                  | -13         | -33.63      |
| 610.2           | -54.57                  | H              | 6.8                          | 0.37            | -48.14                  | -13         | -35.14      |

### High channel

| Frequency (MHz) | Substituted level (dBm) | Polarity (H/V) | Antenna Gain Correction (dB) | Cable Loss (dB) | Corrected Reading (dBm) | Limit (dBm) | Margin (dB) |
|-----------------|-------------------------|----------------|------------------------------|-----------------|-------------------------|-------------|-------------|
| 3815.2          | -48.96                  | V              | 10.36                        | 2.73            | -41.33                  | -13         | -28.33      |
| 3815.2          | -49.1                   | H              | 10.36                        | 2.73            | -41.47                  | -13         | -28.47      |
| 332.3           | -54.7                   | V              | 6.4                          | 0.26            | -48.56                  | -13         | -35.56      |
| 608             | -52.44                  | H              | 6.8                          | 0.37            | -46.01                  | -13         | -33.01      |

**Note:**

- 1, The testing has been conformed to  $10 \times 1907.6 \text{ MHz} = 19,076 \text{ MHz}$
- 2, All other emissions more than 30 dB below the limit
- 3, RMC, HSUPA and HSDPA mode were investigated. The results above show only the worse cases
- 4, X-Axis, Y-Axis and Z-Axis were investigated. The results above show only the worst case

### UMTS-FDD Band IV (Part 27)

#### Low channel

| Frequency (MHz) | Substituted level (dBm) | Polarity (H/V) | Antenna Gain Correction (dB) | Cable Loss (dB) | Corrected Reading (dBm) | Limit (dBm) | Margin (dB) |
|-----------------|-------------------------|----------------|------------------------------|-----------------|-------------------------|-------------|-------------|
| 3424.8          | -49.85                  | V              | 10.07                        | 0.96            | -40.74                  | -13         | -27.74      |
| 3424.8          | -47.51                  | H              | 10.07                        | 0.96            | -38.4                   | -13         | -25.4       |
| 316.2           | -58.43                  | V              | 6.4                          | 0.26            | -52.29                  | -13         | -39.29      |
| 745.7           | -53.14                  | H              | 7.1                          | 0.42            | -46.46                  | -13         | -33.46      |

#### Middle channel

| Frequency (MHz) | Substituted level (dBm) | Polarity (H/V) | Antenna Gain Correction (dB) | Cable Loss (dB) | Corrected Reading (dBm) | Limit (dBm) | Margin (dB) |
|-----------------|-------------------------|----------------|------------------------------|-----------------|-------------------------|-------------|-------------|
| 3480            | -46.21                  | V              | 10.09                        | 0.96            | -37.08                  | -13         | -24.08      |
| 3480            | -46.54                  | H              | 10.09                        | 0.96            | -37.41                  | -13         | -24.41      |
| 323.8           | -56.77                  | V              | 6.4                          | 0.26            | -50.63                  | -13         | -37.63      |
| 740.1           | -53.2                   | H              | 7.1                          | 0.42            | -46.52                  | -13         | -33.52      |

#### High channel

| Frequency (MHz) | Substituted level (dBm) | Polarity (H/V) | Antenna Gain Correction (dB) | Cable Loss (dB) | Corrected Reading (dBm) | Limit (dBm) | Margin (dB) |
|-----------------|-------------------------|----------------|------------------------------|-----------------|-------------------------|-------------|-------------|
| 3505.2          | -45.9                   | V              | 10.09                        | 0.97            | -36.78                  | -13         | -23.78      |
| 3505.2          | -45.47                  | H              | 10.09                        | 0.97            | -36.35                  | -13         | -23.35      |
| 318             | -56.49                  | V              | 6.4                          | 0.26            | -50.35                  | -13         | -37.35      |
| 736.5           | -50.25                  | H              | 7.1                          | 0.42            | -43.57                  | -13         | -30.57      |

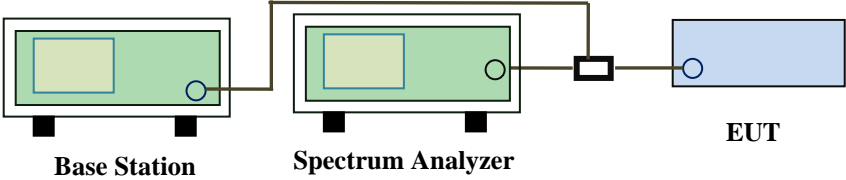
**Note:**

- 1, The testing has been conformed to  $10 \times 1752.6 \text{ MHz} = 17,526 \text{ MHz}$
- 2, All other emissions more than 30 dB below the limit
- 3, RMC, HSUPA and HSDPA mode were investigated. The results above show only the worse cases.
- 4, X-Axis, Y-Axis and Z-Axis were investigated. The results above show only the worst case.

## 6.7 Band Edge

|                      |               |
|----------------------|---------------|
| Temperature          | 23 °C         |
| Relative Humidity    | 55%           |
| Atmospheric Pressure | 1012mbar      |
| Test date :          | July 04, 2017 |
| Tested By :          | Loren Luo     |

### Requirement(s):

| Spec                                   | Item   | Requirement  | Applicable                          |
|--|--|--|-------------------------------------|
| §22.917(a)<br>§24.238(a)<br>§ 27.53(h) | a)   | The power of any emission outside of the authorized operating frequency ranges must be lower than the transmitter power (P) by a factor of at least $43 + 10 \log (P)$ dB. | <input checked="" type="checkbox"/> |
| Test setup                             |  <p>The diagram shows a Base Station (green box) and a Spectrum Analyzer (green box) connected to an EUT (blue box) via a power divider (black box). The Base Station and Spectrum Analyzer are connected to the power divider, which then splits the signal to the EUT.</p> |  |                                     |
| Procedure                              | <ul style="list-style-type: none"> <li>- The EUT was connected to Spectrum Analyzer and Base Station via power divider.</li> <li>- The Band Edges of low and high channels for the highest RF powers were measured. Setting RBW as roughly BW/100.</li> </ul>  |  |                                     |
| Remark                                 |  |  |                                     |
| Result                                 | <input checked="" type="checkbox"/> Pass <input type="checkbox"/> Fail   |  |                                     |

Test Data     Yes       N/A  
 Test Plot     Yes (See below)       N/A

**GSM Voice:**

**Cellular Band (Part 22H) result**

| Frequency (MHz) | Emission (dBm) | Limit (dBm) |
|-----------------|----------------|-------------|
| 823.977         | -14.74         | -13         |
| 849.003         | -18.31         | -13         |

**PCS Band (Part24E) result**

| Frequency (MHz) | Emission (dBm) | Limit (dBm) |
|-----------------|----------------|-------------|
| 1849.995        | -14.00         | -13         |
| 1910.004        | -16.65         | -13         |

**GPRS:**

**Cellular Band (Part 22H) result**

| Frequency (MHz) | Emission (dBm) | Limit (dBm) |
|-----------------|----------------|-------------|
| 823.997         | -15.42         | -13         |
| 849.020         | -17.42         | -13         |

**PCS Band (Part24E) result**

| Frequency (MHz) | Emission (dBm) | Limit (dBm) |
|-----------------|----------------|-------------|
| 1849.994        | -15.43         | -13         |
| 1910.018        | -15.67         | -13         |

**EGPRS (MCS5):**

**Cellular Band (Part 22H) result**

| Frequency (MHz) | Emission (dBm) | Limit (dBm) |
|-----------------|----------------|-------------|
| 823.996         | -16.55         | -13         |
| 849.020         | -15.11         | -13         |

**PCS Band (Part24E) result**

| Frequency (MHz) | Emission (dBm) | Limit (dBm) |
|-----------------|----------------|-------------|
| 1849.996        | -16.32         | -13         |
| 1910.016        | -16.67         | -13         |

**RCM:**

**UMTS-FDD Band V (Part 22H)**

| Frequency (MHz) | Emission (dBm) | Limit (dBm) |
|-----------------|----------------|-------------|
| 823.70          | -22.50         | -13         |
| 849.06          | -26.56         | -13         |

**UMTS-FDD Band II (Part 24E)**

| Frequency (MHz) | Emission (dBm) | Limit (dBm) |
|-----------------|----------------|-------------|
| 1849.70         | -21.13         | -13         |
| 1910.26         | -22.58         | -13         |

**UMTS-FDD Band IV (Part 27)**

| Frequency (MHz) | Emission (dBm) | Limit (dBm) |
|-----------------|----------------|-------------|
| 1709.69         | -21.86         | -13         |
| 1755.27         | -27.09         | -13         |

**HSUPA:**

**UMTS-FDD Band V (Part 22H)**

| Frequency (MHz) | Emission (dBm) | Limit (dBm) |
|-----------------|----------------|-------------|
| 823.73          | -23.15         | -13         |
| 849.27          | -26.63         | -13         |

**UMTS-FDD Band II (Part 24E)**

| Frequency (MHz) | Emission (dBm) | Limit (dBm) |
|-----------------|----------------|-------------|
| 1849.88         | -21.51         | -13         |
| 1910.27         | -21.52         | -13         |

**UMTS-FDD Band IV (Part 27)**

| Frequency (MHz) | Emission (dBm) | Limit (dBm) |
|-----------------|----------------|-------------|
| 1708.71         | -21.18         | -13         |
| 1755.22         | -26.86         | -13         |

**HSDPA:**

**UMTS-FDD Band V (Part 22H)**

| Frequency (MHz) | Emission (dBm) | Limit (dBm) |
|-----------------|----------------|-------------|
| 823.67          | -23.51         | -13         |
| 849.27          | -26.42         | -13         |

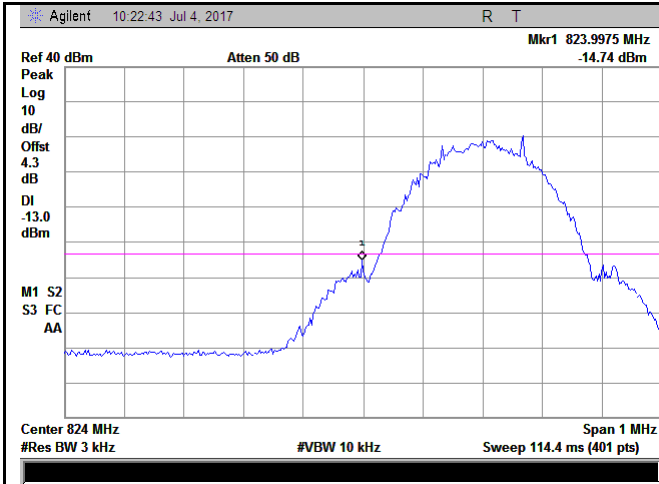
**UMTS-FDD Band II (Part 24E)**

| Frequency (MHz) | Emission (dBm) | Limit (dBm) |
|-----------------|----------------|-------------|
| 1849.69         | -20.96         | -13         |
| 1910.51         | -22.39         | -13         |

**UMTS-FDD Band IV (Part 27)**

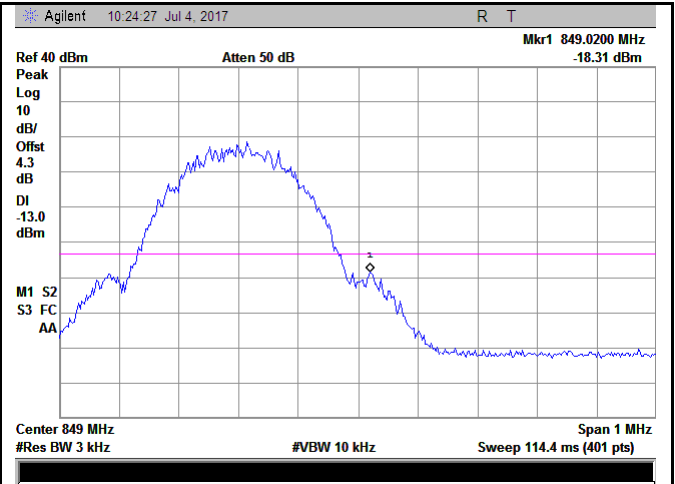
| Frequency (MHz) | Emission (dBm) | Limit (dBm) |
|-----------------|----------------|-------------|
| 1709.99         | -21.18         | -13         |
| 1756.19         | -26.90         | -13         |

**GSM Voice:  
Test Plots**



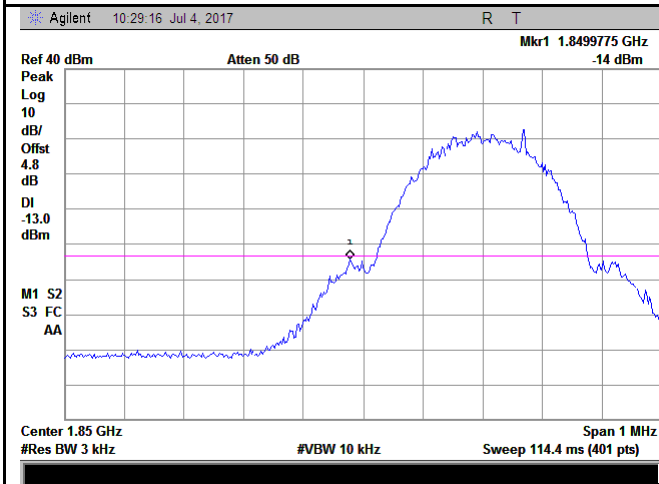
Cellular Band - Low Channel

Note: Offset=Cable loss (4.0) + 10log  
 $(3.20/3)=4.0+0.3=4.3\text{dB}$



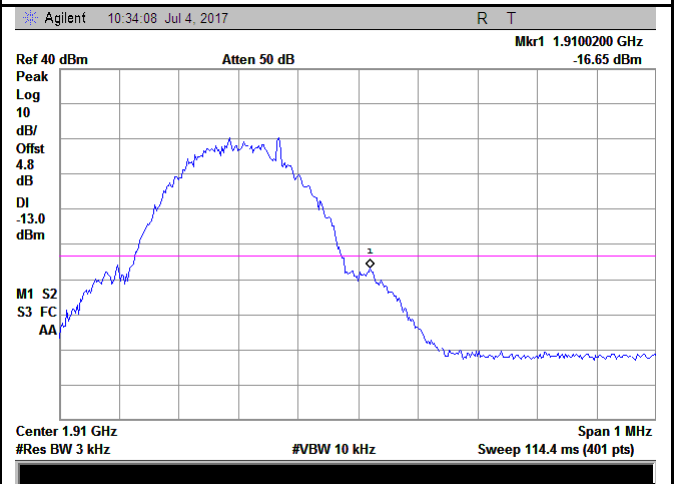
Cellular Band - High Channel

Note: Offset=Cable loss (4.0) + 10log  
 $(3.21/3)=4.0+0.3=4.3\text{dB}$



PCS Band - Low Channel

Note: Offset=Cable loss (4.0) + 10log  
 $(3.21/3)=4.5+0.3=4.8\text{dB}$



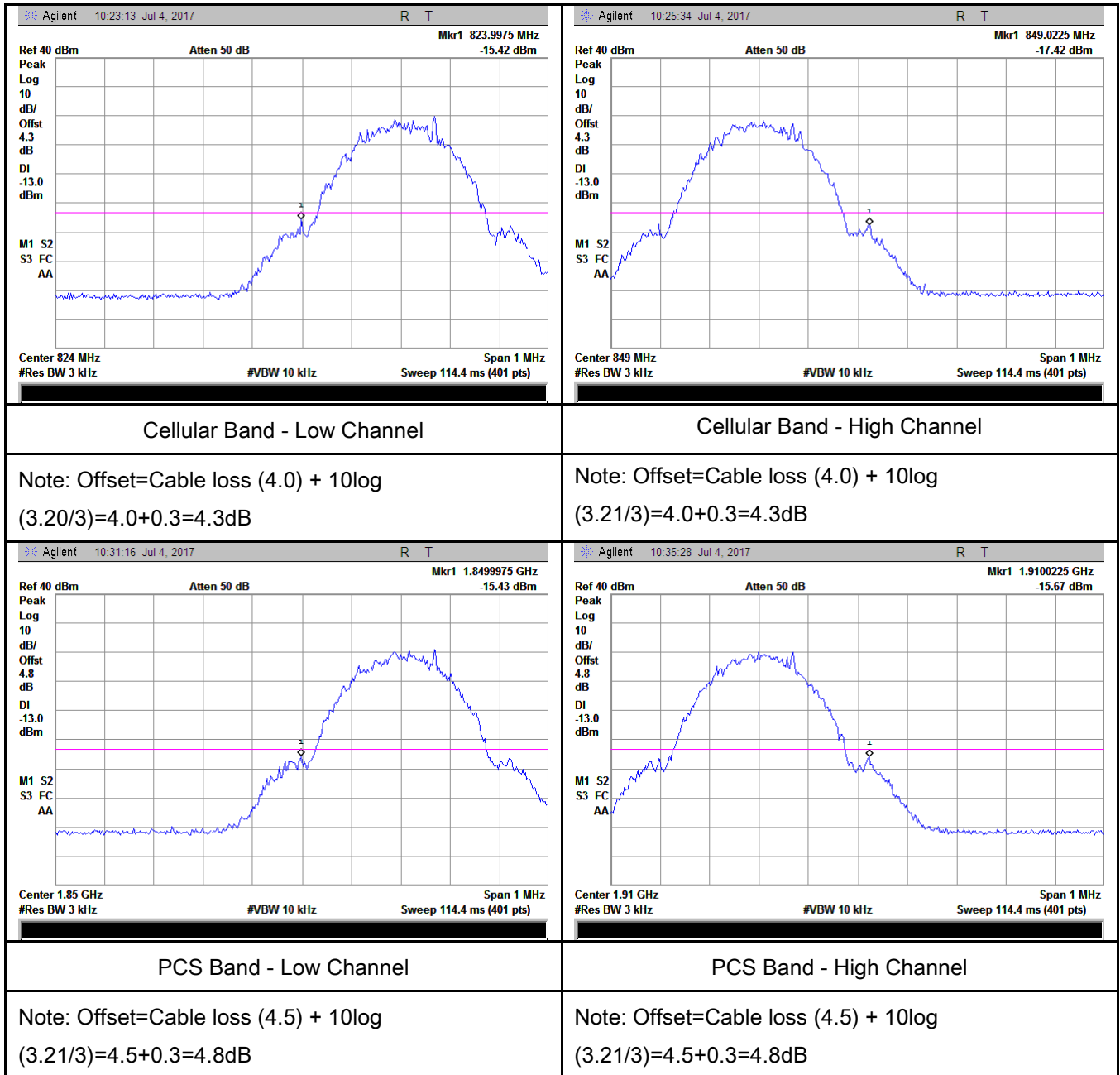
PCS Band - High Channel

Note: Offset=Cable loss (4.0) + 10log  
 $(3.21/3)=4.5+0.3=4.8\text{dB}$



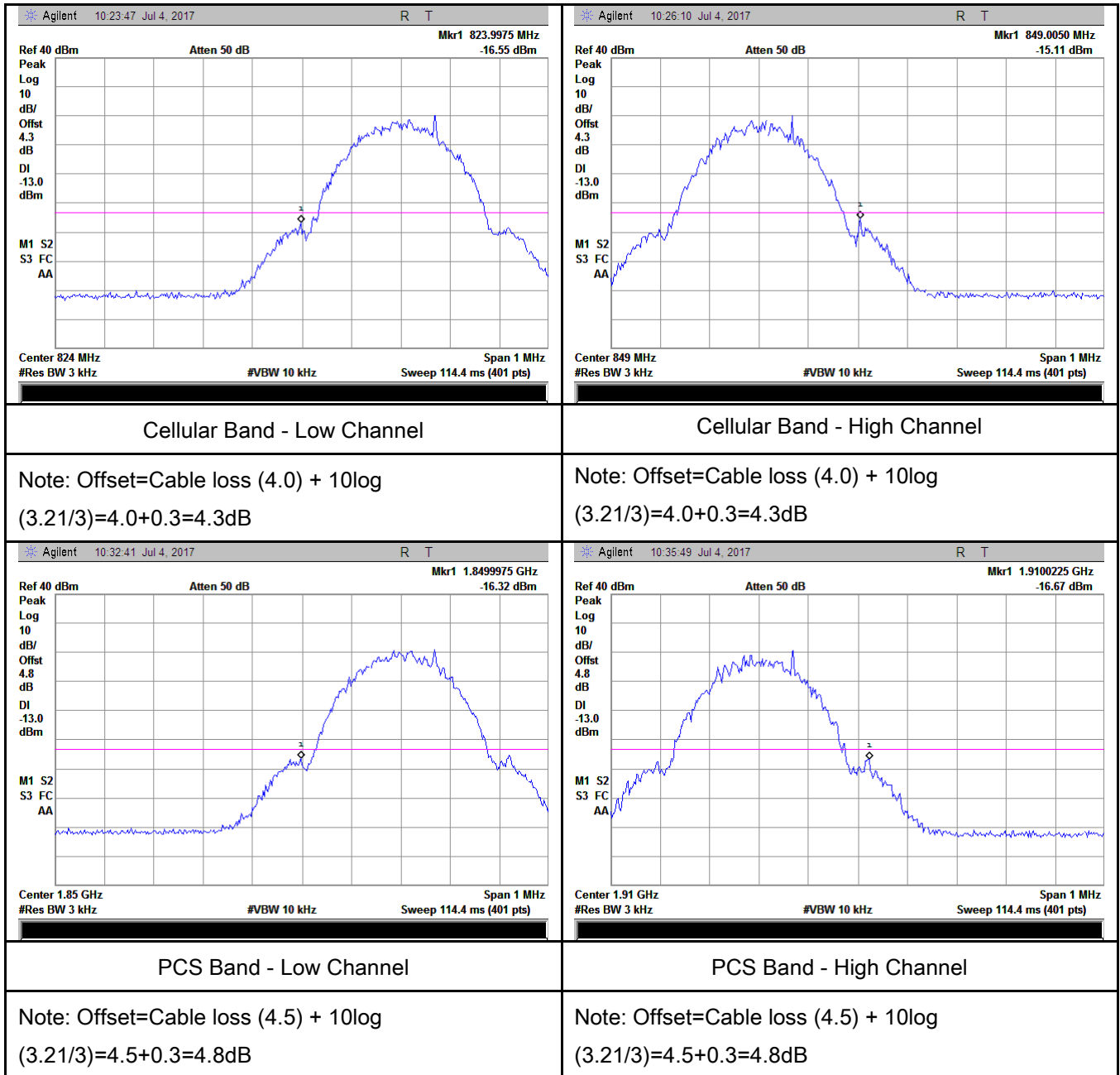
**GPRS:**

**Test Plots**

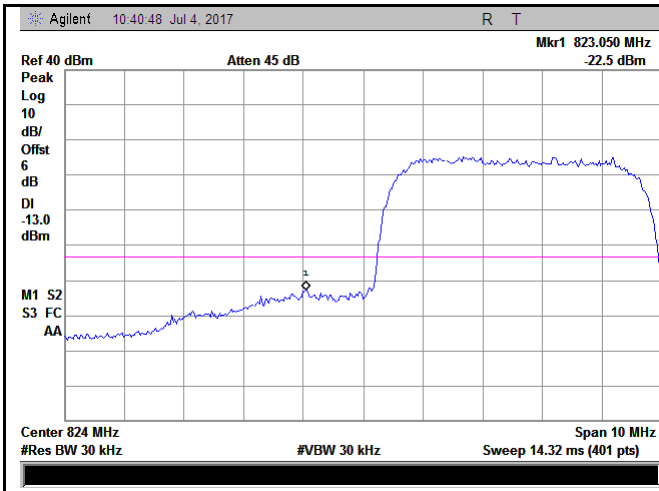


## EGPRS (MCS 5):

### Test Plots

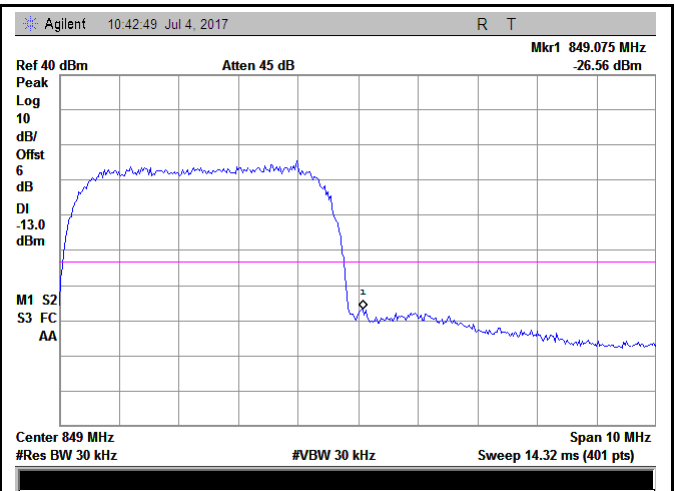


RMC:



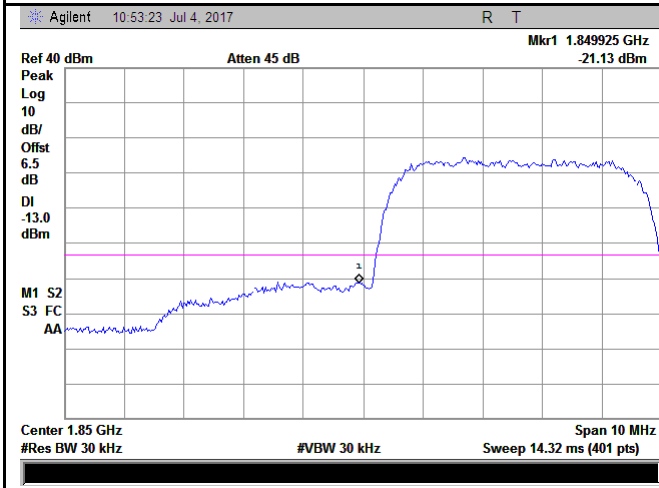
UMTS-FDD Band V - Low Channel

Note: Offset=Cable loss (4.0) + 10log  
(47.53/30)=4.0+2.0=6.0dB



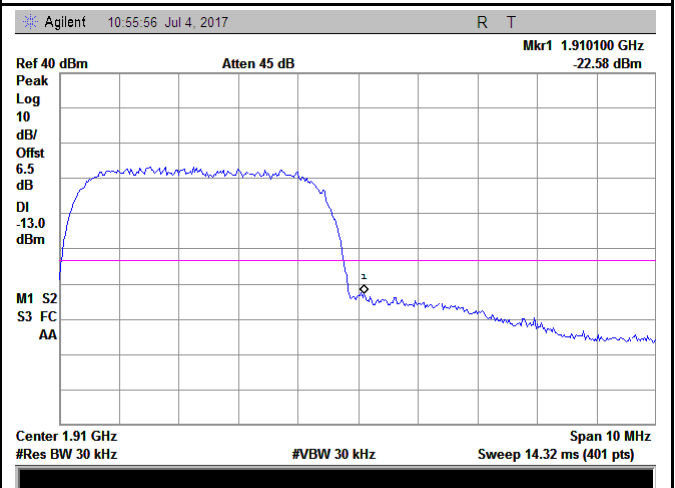
UMTS-FDD Band V - High Channel

Note: Offset=Cable loss (4.0) + 10log  
(47.16/30)=4.0+2.0=6.0dB



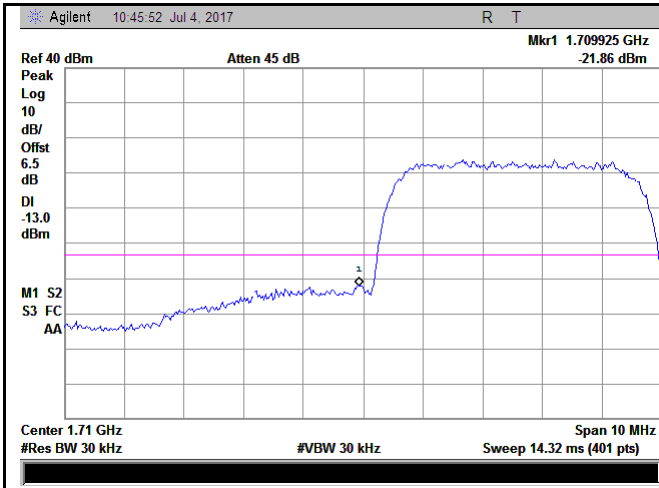
UMTS-FDD Band II - Low Channel

Note: Offset=Cable loss (4.5) + 10log  
(47.58/30)=4.5+2.0=6.5dB



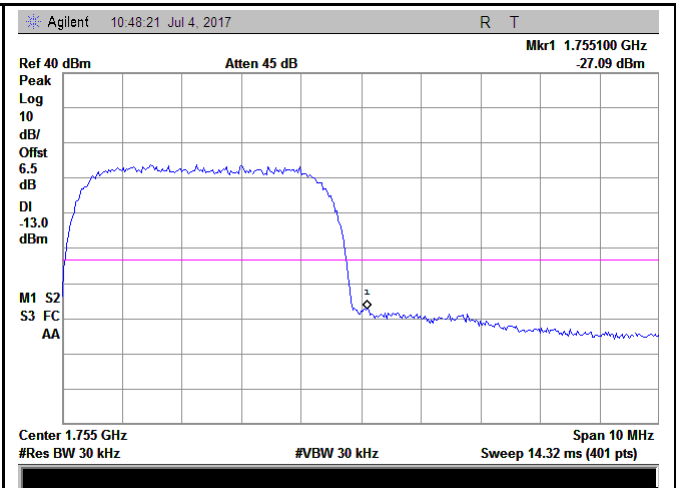
UMTS-FDD Band II - High Channel

Note: Offset=Cable loss (4.5) + 10log  
(47.63/30)=4.5+2.0=6.5dB



UMTS-FDD Band IV - Low Channel

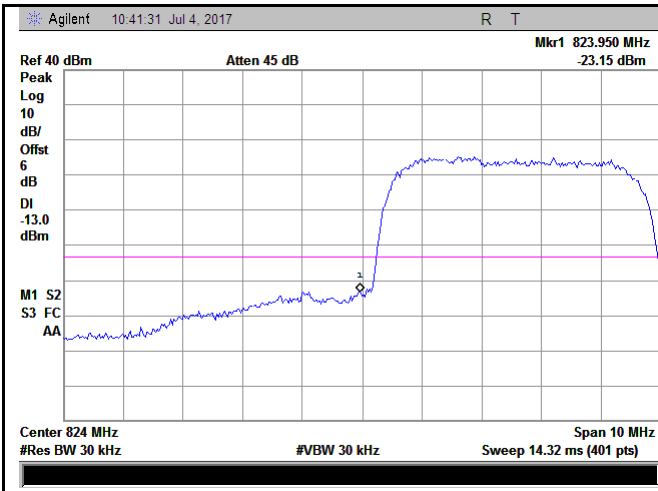
Note: Offset=Cable loss (4.5) + 10log  
(47.53/30)=4.5+2.0=6.5dB



UMTS-FDD Band IV - High Channel

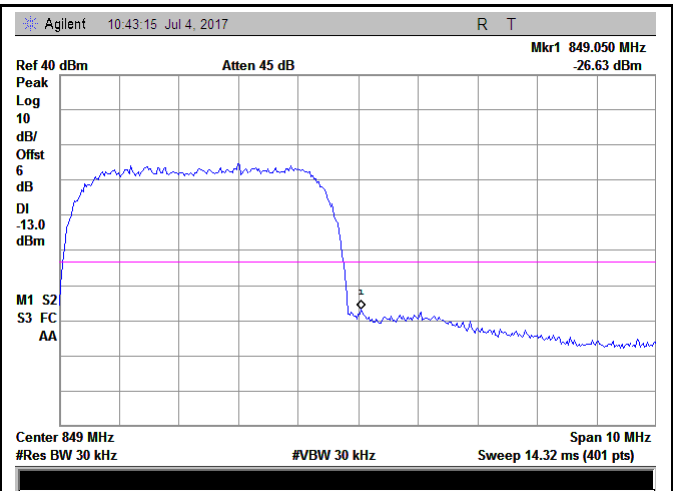
Note: Offset=Cable loss (4.0) + 10log  
(47.20/30)=4.5+2.0=6.5dB

**HSUPA:**



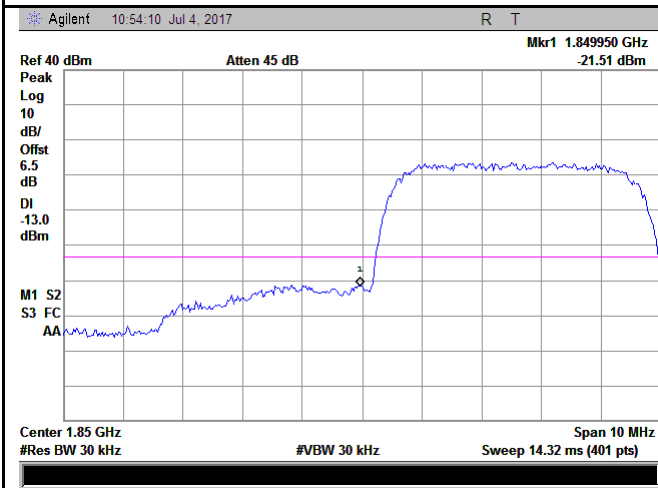
UMTS-FDD Band V - Low Channel

Note: Offset=Cable loss (4.0) + 10log  
(47.11/30)=4.0+2.0=6.0dB



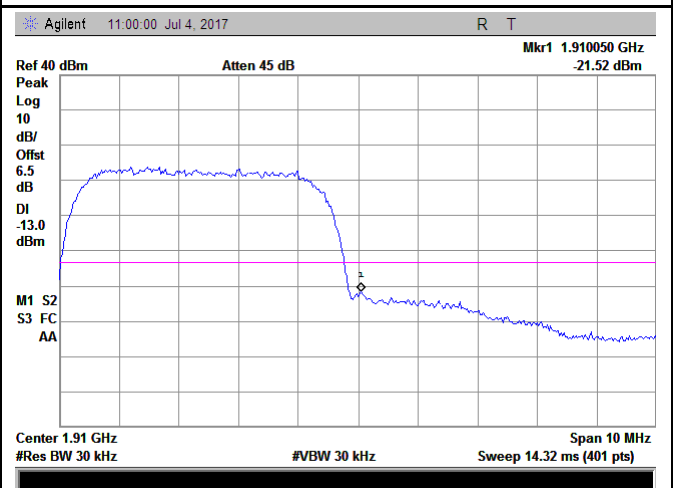
UMTS-FDD Band V - High Channel

Note: Offset=Cable loss (4.0) + 10log  
(47.16/30)=4.0+2.0=6.0dB



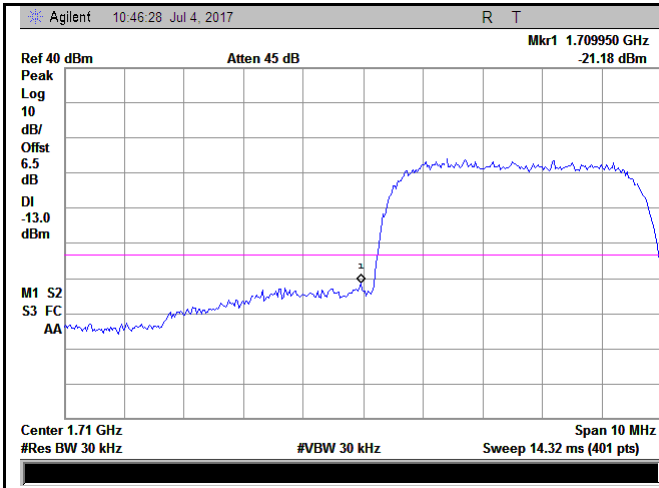
UMTS-FDD Band II - Low Channel

Note: Offset=Cable loss (4.5) + 10log  
(47.28/30)=4.5+2.0=6.5dB



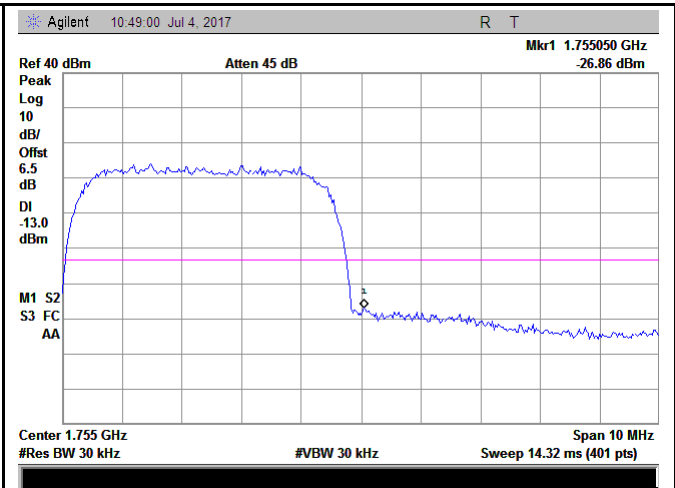
UMTS-FDD Band II - High Channel

Note: Offset=Cable loss (4.5) + 10log  
(47.46/30)=4.5+2.0=6.5dB



UMTS-FDD Band IV - Low Channel

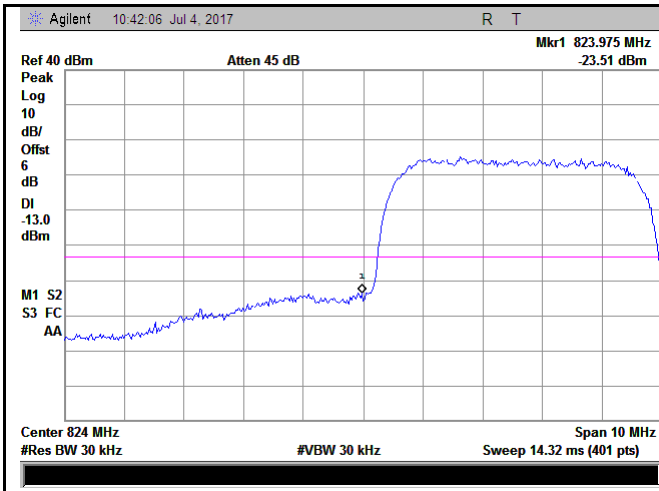
Note: Offset=Cable loss (4.5) + 10log  
(47.40/30)=4.5+2.0=6.5dB



UMTS-FDD Band IV - High Channel

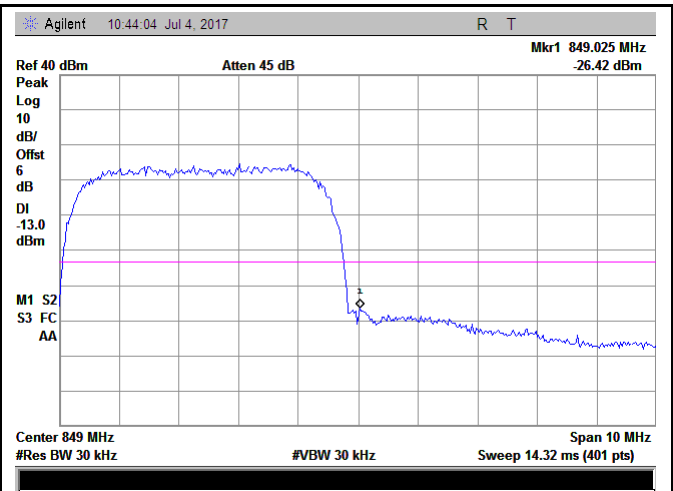
Note: Offset=Cable loss (4.5) + 10log  
(47.39/30)=4.5+2.0=6.5dB

**HSDPA:**



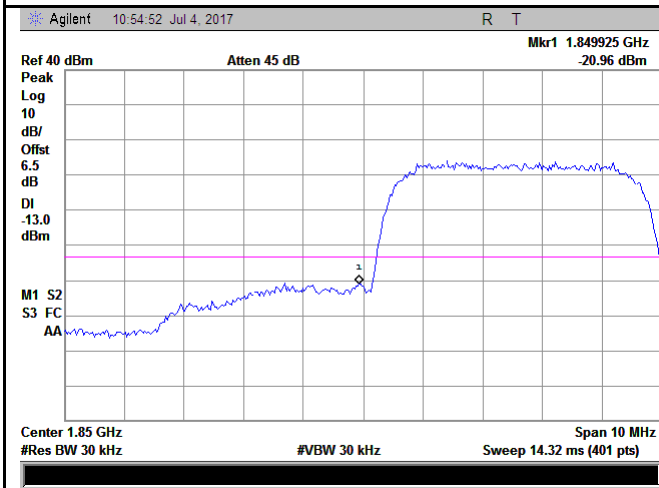
UMTS-FDD Band V - Low Channel

Note: Offset=Cable loss (4.0) + 10log  
(47.05/30)=4.0+2.0=6.0dB



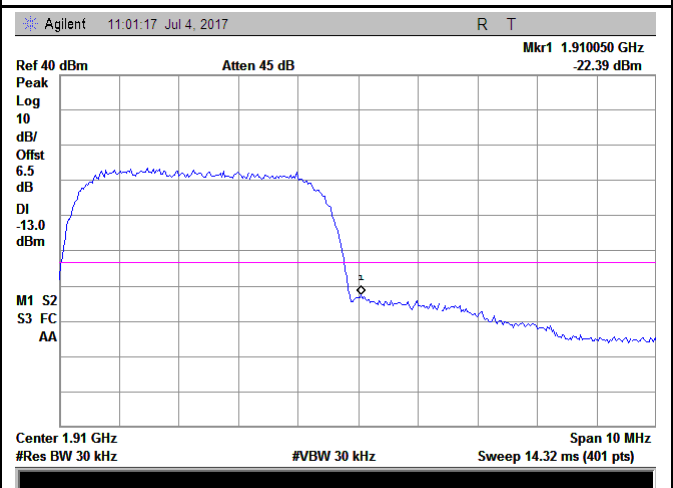
UMTS-FDD Band V - High Channel

Note: Offset=Cable loss (4.0) + 10log  
(47.09/30)=4.0+2.0 =6.0dB



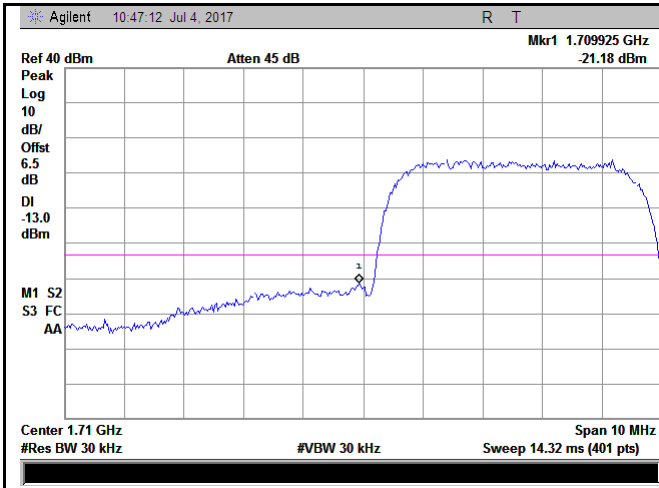
UMTS-FDD Band II - Low Channel

Note: Offset=Cable loss (4.5) + 10log  
(47.34/30)=4.5+2.0=6.5dB



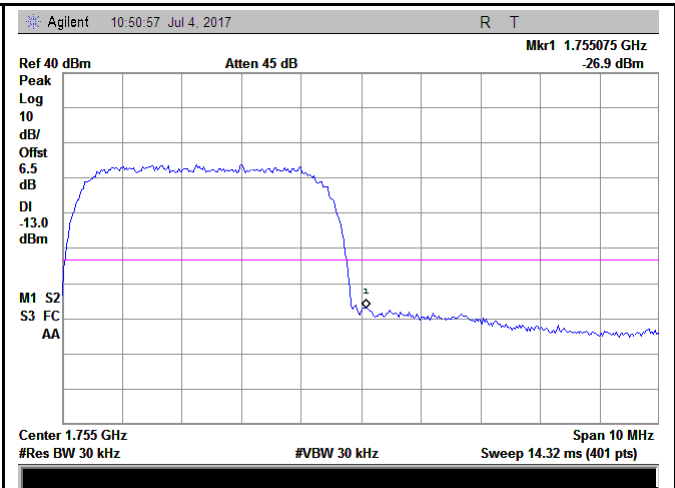
UMTS-FDD Band II - High Channel

Note: Offset=Cable loss (4.5) + 10log  
(47.66/30)=4.5+2.0=6.5dB



UMTS-FDD Band IV - Low Channel

Note: Offset=Cable loss (4.5) + 10log  
(47.46/30)=4.5+2.0=6.5dB



UMTS-FDD Band IV - High Channel

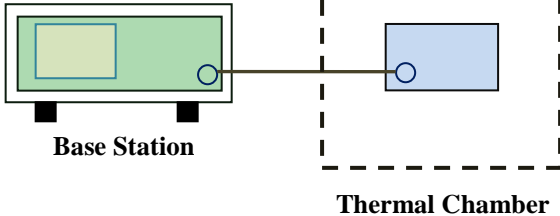
Note: Offset=Cable loss (4.5) + 10log  
(47.33/30)=4.5+2.0=6.5dB



## 6.8 Frequency Stability

|                      |               |
|----------------------|---------------|
| Temperature          | 25 °C         |
| Relative Humidity    | 54%           |
| Atmospheric Pressure | 1010mbar      |
| Test date :          | July 06, 2017 |
| Tested By :          | Loren Luo     |

### Requirement(s):

| Spec  | Item | Requirement   | Applicable            |                        |                        |                        |          |      |      |      |           |     |     |      |            |     |     |      |            |     |     |     |            |     |     |     |            |     |     |     |              |      |     |     |                                     |
|---|------|---|-----------------------|------------------------|------------------------|------------------------|----------|------|------|------|-----------|-----|-----|------|------------|-----|-----|------|------------|-----|-----|-----|------------|-----|-----|-----|------------|-----|-----|-----|--------------|------|-----|-----|-------------------------------------|
| §2.1055,<br>§22.355 &<br>§24.235<br>§ 27.5(h);<br>§ 27.54 | a)   | <p>According to §22.355, the carrier frequency of each transmitter in the Public Mobile Services must be maintained within the tolerances given in Table below:</p> <p>Frequency Tolerance for Transmitters in the Public Mobile Services</p> <table border="1"> <thead> <tr> <th>Frequency Range (MHz)</th> <th>Base, fixed (ppm)</th> <th>Mobile ≤ 3 watts (ppm)</th> <th>Mobile ≤ 3 watts (ppm)</th> </tr> </thead> <tbody> <tr> <td>25 to 50</td> <td>20.0</td> <td>20.0</td> <td>50.0</td> </tr> <tr> <td>50 to 450</td> <td>5.0</td> <td>5.0</td> <td>50.0</td> </tr> <tr> <td>450 to 512</td> <td>2.5</td> <td>5.0</td> <td>50.0</td> </tr> <tr> <td>821 to 896</td> <td>1.5</td> <td>2.5</td> <td>2.5</td> </tr> <tr> <td>928 to 929</td> <td>5.0</td> <td>N/A</td> <td>N/A</td> </tr> <tr> <td>929 to 960</td> <td>1.5</td> <td>N/A</td> <td>N/A</td> </tr> <tr> <td>2110 to 2220</td> <td>10.0</td> <td>N/A</td> <td>N/A</td> </tr> </tbody> </table> <p>According to §24.235, the frequency stability shall be sufficient to ensure that the fundamental emissions stay within the authorized frequency block.</p> | Frequency Range (MHz) | Base, fixed (ppm)      | Mobile ≤ 3 watts (ppm) | Mobile ≤ 3 watts (ppm) | 25 to 50 | 20.0 | 20.0 | 50.0 | 50 to 450 | 5.0 | 5.0 | 50.0 | 450 to 512 | 2.5 | 5.0 | 50.0 | 821 to 896 | 1.5 | 2.5 | 2.5 | 928 to 929 | 5.0 | N/A | N/A | 929 to 960 | 1.5 | N/A | N/A | 2110 to 2220 | 10.0 | N/A | N/A | <input checked="" type="checkbox"/> |
|   |      | Frequency Range (MHz)   | Base, fixed (ppm)     | Mobile ≤ 3 watts (ppm) | Mobile ≤ 3 watts (ppm) |                        |          |      |      |      |           |     |     |      |            |     |     |      |            |     |     |     |            |     |     |     |            |     |     |     |              |      |     |     |                                     |
| 25 to 50  | 20.0 | 20.0  | 50.0                  |                        |                        |                        |          |      |      |      |           |     |     |      |            |     |     |      |            |     |     |     |            |     |     |     |            |     |     |     |              |      |     |     |                                     |
| 50 to 450   | 5.0  | 5.0   | 50.0                  |                        |                        |                        |          |      |      |      |           |     |     |      |            |     |     |      |            |     |     |     |            |     |     |     |            |     |     |     |              |      |     |     |                                     |
| 450 to 512  | 2.5  | 5.0   | 50.0                  |                        |                        |                        |          |      |      |      |           |     |     |      |            |     |     |      |            |     |     |     |            |     |     |     |            |     |     |     |              |      |     |     |                                     |
| 821 to 896  | 1.5  | 2.5   | 2.5                   |                        |                        |                        |          |      |      |      |           |     |     |      |            |     |     |      |            |     |     |     |            |     |     |     |            |     |     |     |              |      |     |     |                                     |
| 928 to 929  | 5.0  | N/A   | N/A                   |                        |                        |                        |          |      |      |      |           |     |     |      |            |     |     |      |            |     |     |     |            |     |     |     |            |     |     |     |              |      |     |     |                                     |
| 929 to 960  | 1.5  | N/A   | N/A                   |                        |                        |                        |          |      |      |      |           |     |     |      |            |     |     |      |            |     |     |     |            |     |     |     |            |     |     |     |              |      |     |     |                                     |
| 2110 to 2220  | 10.0 | N/A   | N/A                   |                        |                        |                        |          |      |      |      |           |     |     |      |            |     |     |      |            |     |     |     |            |     |     |     |            |     |     |     |              |      |     |     |                                     |
| Test setup  |      |  <p>The diagram shows a green rectangular box labeled 'Base Station' on the left, connected by a line to a blue rectangular box labeled 'Thermal Chamber' on the right. The Thermal Chamber is enclosed in a dashed-line box.</p>   |                       |                        |                        |                        |          |      |      |      |           |     |     |      |            |     |     |      |            |     |     |     |            |     |     |     |            |     |     |     |              |      |     |     |                                     |

|             |                 |
|-------------|-----------------|
| Test Report | 17070504-FCC-R1 |
| Page        | 82 of 104       |

|           |   |
|-----------|---|
| Procedure | <p>A communication link was established between EUT and base station. The frequency error was monitored and measured by base station under variation of ambient temperature and variation of primary supply voltage.</p> <p>Limit: The frequency stability of the transmitter shall be maintained within <math>\pm 0.00025\%</math> (<math>\pm 2.5\text{ppm}</math>) of the center frequency.</p> |
| Remark    |   |
| Result    | <input checked="" type="checkbox"/> Pass <input type="checkbox"/> Fail  |

Test Data     Yes                       N/A

Test Plot     Yes (See below)             N/A

**GSM Voice:**

**Cellular Band (Part 22H) result**

| Middle Channel, $f_0 = 836.6$ MHz |                                   |                      |                       |             |
|-----------------------------------|-----------------------------------|----------------------|-----------------------|-------------|
| Temperature (°C)                  | Power Supplied (V <sub>DC</sub> ) | Frequency Error (Hz) | Frequency Error (ppm) | Limit (ppm) |
| -10                               | 3.7                               | 16                   | 0.0191                | 2.5         |
| 0                                 |                                   | 18                   | 0.0215                | 2.5         |
| 10                                |                                   | 17                   | 0.0203                | 2.5         |
| 20                                |                                   | 15                   | 0.0179                | 2.5         |
| 30                                |                                   | 12                   | 0.0143                | 2.5         |
| 40                                |                                   | 17                   | 0.0203                | 2.5         |
| 50                                |                                   | 13                   | 0.0155                | 2.5         |
| 55                                |                                   | 19                   | 0.0227                | 2.5         |
| 25                                | 4.2                               | 20                   | 0.0239                | 2.5         |
|                                   | 3.5                               | 14                   | 0.0167                | 2.5         |

**PCS Band (Part 24E) result**

| Middle Channel, $f_0 = 1880$ MHz |                                   |                      |                       |             |
|----------------------------------|-----------------------------------|----------------------|-----------------------|-------------|
| Temperature (°C)                 | Power Supplied (V <sub>DC</sub> ) | Frequency Error (Hz) | Frequency Error (ppm) | Limit (ppm) |
| -10                              | 3.7                               | 18                   | 0.0096                | 2.5         |
| 0                                |                                   | 17                   | 0.0090                | 2.5         |
| 10                               |                                   | 19                   | 0.0101                | 2.5         |
| 20                               |                                   | 15                   | 0.0080                | 2.5         |
| 30                               |                                   | 18                   | 0.0096                | 2.5         |
| 40                               |                                   | 16                   | 0.0085                | 2.5         |
| 50                               |                                   | 17                   | 0.0090                | 2.5         |
| 55                               |                                   | 15                   | 0.0080                | 2.5         |
| 25                               | 4.2                               | 13                   | 0.0069                | 2.5         |
|                                  | 3.5                               | 14                   | 0.0074                | 2.5         |

RMC:

**UMTS-FDD Band V (Part 22H)**

| Middle Channel, $f_0 = 835$ MHz |                                   |                      |                       |             |
|---------------------------------|-----------------------------------|----------------------|-----------------------|-------------|
| Temperature (°C)                | Power Supplied (V <sub>DC</sub> ) | Frequency Error (Hz) | Frequency Error (ppm) | Limit (ppm) |
| -10                             | 3.7                               | 16                   | 0.0192                | 2.5         |
| 0                               |                                   | 15                   | 0.0180                | 2.5         |
| 10                              |                                   | 18                   | 0.0216                | 2.5         |
| 20                              |                                   | 19                   | 0.0228                | 2.5         |
| 30                              |                                   | 14                   | 0.0168                | 2.5         |
| 40                              |                                   | 16                   | 0.0192                | 2.5         |
| 50                              |                                   | 17                   | 0.0204                | 2.5         |
| 55                              |                                   | 15                   | 0.0180                | 2.5         |
| 25                              | 4.2                               | 18                   | 0.0216                | 2.5         |
|                                 | 3.5                               | 16                   | 0.0192                | 2.5         |

**UMTS-FDD Band II (Part 24E)**

| Middle Channel, $f_0 = 1880$ MHz |                                   |                      |                       |             |
|----------------------------------|-----------------------------------|----------------------|-----------------------|-------------|
| Temperature (°C)                 | Power Supplied (V <sub>DC</sub> ) | Frequency Error (Hz) | Frequency Error (ppm) | Limit (ppm) |
| -10                              | 3.7                               | 18                   | 0.0096                | 2.5         |
| 0                                |                                   | 19                   | 0.0101                | 2.5         |
| 10                               |                                   | 15                   | 0.0080                | 2.5         |
| 20                               |                                   | 17                   | 0.0090                | 2.5         |
| 30                               |                                   | 12                   | 0.0064                | 2.5         |
| 40                               |                                   | 17                   | 0.0090                | 2.5         |
| 50                               |                                   | 16                   | 0.0085                | 2.5         |
| 55                               |                                   | 18                   | 0.0096                | 2.5         |
| 25                               | 4.2                               | 20                   | 0.0106                | 2.5         |
|                                  | 3.5                               | 16                   | 0.0085                | 2.5         |

**UMTS-FDD Band IV (Part 27)**

| Middle Channel, $f_0 = 1733$ MHz |                                   |                      |                       |             |
|----------------------------------|-----------------------------------|----------------------|-----------------------|-------------|
| Temperature (°C)                 | Power Supplied (V <sub>DC</sub> ) | Frequency Error (Hz) | Frequency Error (ppm) | Limit (ppm) |
| -10                              | 3.7                               | 14                   | 0.0168                | 2.5         |
| 0                                |                                   | 17                   | 0.0204                | 2.5         |
| 10                               |                                   | 16                   | 0.0192                | 2.5         |
| 20                               |                                   | 15                   | 0.0180                | 2.5         |
| 30                               |                                   | 19                   | 0.0228                | 2.5         |
| 40                               |                                   | 15                   | 0.0180                | 2.5         |
| 50                               |                                   | 17                   | 0.0204                | 2.5         |
| 55                               |                                   | 20                   | 0.0240                | 2.5         |
| 25                               |                                   | 4.2                  | 13                    | 0.0156      |
|                                  | 3.5                               | 15                   | 0.0180                | 2.5         |

## Annex A. TEST INSTRUMENT

| Instrument                             | Model             | Serial #   | Cal Date   | Cal Due    | In use                              |
|--|-------------------|------------|------------|------------|-------------------------------------|
| <b>RF Conducted Test</b>               |                   |            |            |            |                                     |
| Agilent ESA-E SERIES SPECTRUM ANALYZER | E4407B            | MY45108319 | 09/15/2016 | 09/14/2017 | <input checked="" type="checkbox"/> |
| Power Splitter                         | 1#                | 1#         | 08/31/2016 | 08/30/2017 | <input checked="" type="checkbox"/> |
| Universal Radio Communication Tester   | CMU200            | 121393     | 09/24/2016 | 09/23/2017 | <input checked="" type="checkbox"/> |
| Temperature/Humidity Chamber           | UHL-270           | 001        | 10/08/2016 | 10/07/2017 | <input checked="" type="checkbox"/> |
| DC Power Supply                        | E3640A            | MY40004013 | 09/16/2016 | 09/15/2017 | <input checked="" type="checkbox"/> |
| RF Power Sensor                        | Dare RPR3006C/P/W | AY554013   | 09/16/2016 | 09/15/2017 | <input checked="" type="checkbox"/> |
| <b>Radiated Emissions</b>              |                   |            |            |            |                                     |
| EMI test receiver                      | ESL6              | 100262     | 09/16/2016 | 09/15/2017 | <input checked="" type="checkbox"/> |
| OPT 010 AMPLIFIER (0.1-1300MHz)        | 8447E             | 2727A02430 | 08/31/2016 | 08/30/2017 | <input checked="" type="checkbox"/> |
| Microwave Preamplifier (1 ~ 26.5GHz)   | 8449B             | 3008A02402 | 03/23/2017 | 03/22/2018 | <input checked="" type="checkbox"/> |
| Bilog Antenna (30MHz~6GHz)             | JB6               | A110712    | 09/20/2016 | 09/19/2017 | <input checked="" type="checkbox"/> |
| Bilog Antenna (30MHz~2GHz)             | JB1               | A112017    | 09/20/2016 | 09/19/2017 | <input checked="" type="checkbox"/> |
| Double Ridge Horn Antenna (1 ~18GHz)   | AH-118            | 71259      | 09/23/2016 | 09/22/2017 | <input checked="" type="checkbox"/> |
| Double Ridge Horn Antenna (1 ~18GHz)   | AH-118            | 71283      | 09/23/2016 | 09/22/2017 | <input checked="" type="checkbox"/> |
| SYNTHESIZED SIGNAL GENERATOR           | 8665B             | 3744A01293 | 09/16/2016 | 09/15/2017 | <input checked="" type="checkbox"/> |
| Power Amplifier                        | SMC150D           | R1553-0313 | 03/08/2017 | 03/07/2018 | <input checked="" type="checkbox"/> |
| Power Amplifier                        | S41-25D           | R1553-0314 | 05/26/2017 | 05/24/2018 | <input checked="" type="checkbox"/> |
| Tunable Notch Filter                   | 3NF-800/1000-S    | AA4        | 08/31/2016 | 08/30/2017 | <input checked="" type="checkbox"/> |



|             |                 |
|-------------|-----------------|
| Test Report | 17070504-FCC-R1 |
| Page        | 87 of 104       |

|                      |                     |      |            |            |                                     |
|----------------------|---------------------|------|------------|------------|-------------------------------------|
| Tunable Notch Filter | 3NF-<br>1000/2000-S | AM 4 | 08/31/2016 | 08/30/2017 | <input checked="" type="checkbox"/> |
|----------------------|---------------------|------|------------|------------|-------------------------------------|


## Annex B. EUT And Test Setup Photographs

### Annex B.i. Photograph: EUT External Photo

Whole Package View



Adapter - Front View





EUT - Front View




EUT - Rear View



EUT - Top View




EUT - Bottom View



EUT - Left View



EUT - Right View



**Annex B.ii. Photograph: EUT Internal Photo**

Cover Off - Top View 1



Cover Off - Top View 2




Battery - Front View




Battery - Rear View




Mainboard with Shielding - Front View




Mainboard with Shielding - Rear View




Mainboard without Shielding - Front View




Mainboard without Shielding - Rear View



Small Mainboard - Front View



Small Mainboard - Rear View





LCD – Front View



LCD – Rear View




GSM/PCS/UMTS - Antenna View




BT/WIFI - Antenna View



**Annex B.iii. Photograph: Test Setup Photo**



Radiated Spurious Emissions Test Setup Below 1GHz

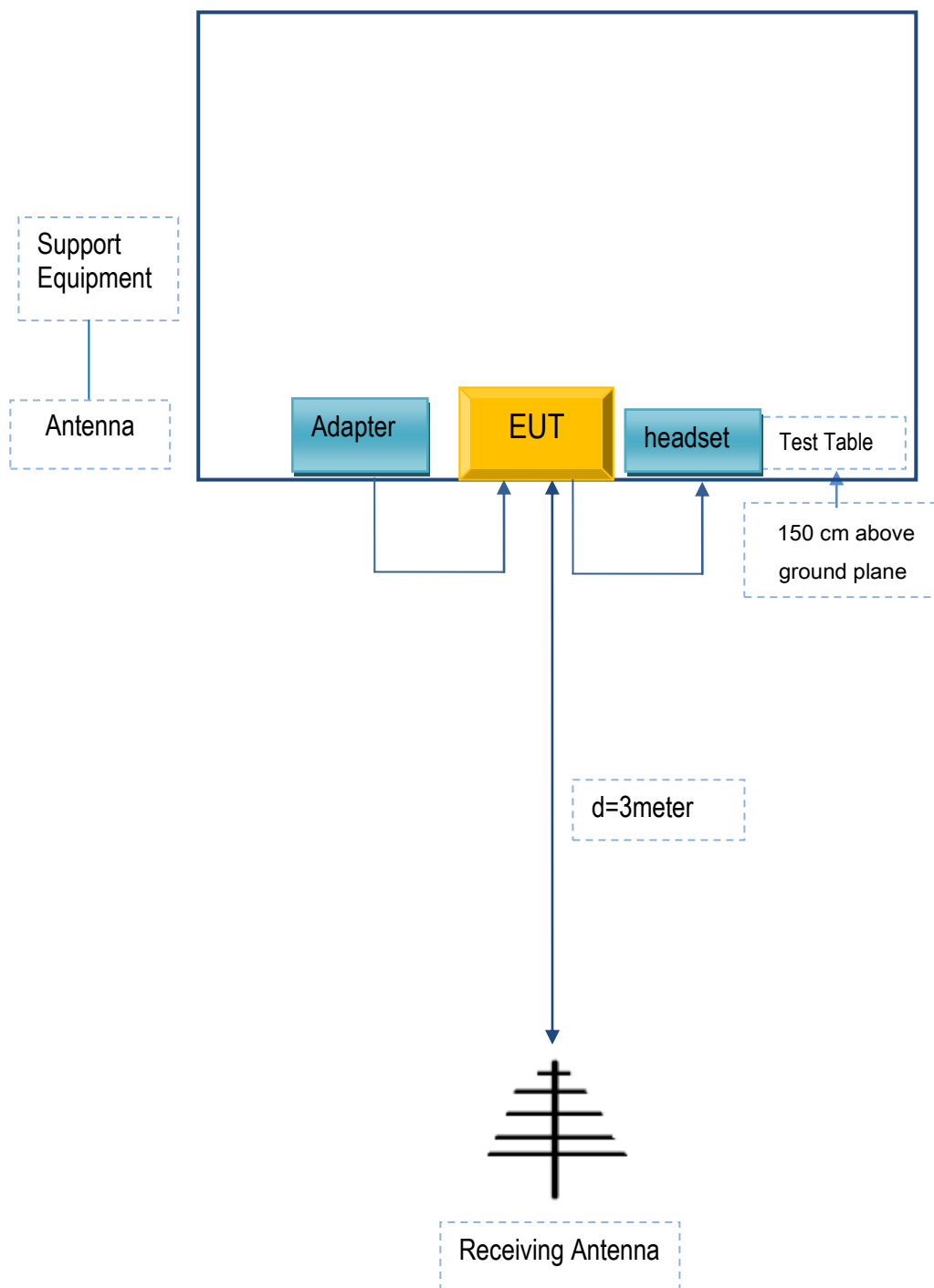


Radiated Spurious Emissions Test Setup Above  
1GHz

## Annex C. TEST SETUP AND SUPPORTING EQUIPMENT

### Annex C.ii. TEST SET UP BLOCK

#### Block Configuration Diagram for Radiated Emissions



## Annex C. ii. SUPPORTING EQUIPMENT DESCRIPTION

The following is a description of supporting equipment and details of cables used with the EUT.

### Supporting Equipment:

| Manufacturer             | Equipment Description | Model      | Serial No |
|--------------------------|-----------------------|------------|-----------|
| INFINIX MOBILITY LIMITED | Adapter               | A88-502000 | N/A       |
| SAMSUNG                  | headset               | HS330      | N/A       |

### Supporting Cable:

| Cable type | Shield Type  | Ferrite Core | Length | Serial No |
|------------|--------------|--------------|--------|-----------|
| USB Cable  | Un-shielding | No           | 0.8m   | N/A       |

## Annex C.ii. EUT OPERATING CONKITIONS

N/A

|             |                 |
|-------------|-----------------|
| Test Report | 17070504-FCC-R1 |
| Page        | 103 of 104      |

## Annex D. User Manual / Block Diagram / Schematics / Partlist

Please see the attachment

|             |                 |
|-------------|-----------------|
| Test Report | 17070504-FCC-R1 |
| Page        | 104 of 104      |

## Annex E. DECLARATION OF SIMILARITY

N/A