



FCC Test Report


Application Purpose : Original grant
Applicant Name: : INFINIX MOBILITY LIMITED
FCC ID : 2AIZN-X556
Equipment Type : Mobile phone
Model Name : X556
Report Number : FCC16083919A-5
Standard(S) : FCC Part 22H&24E&27 Rules
Date Of Receipt : August 19, 2016
Date Of Issue : September 29, 2016

Test By : 

(Daisy Qin)

Reviewed By : 

(Robie Chen)

Authorized by : 

(Michal Ling)

Prepared by : **QTC Certification & Testing Co., Ltd.**
2nd Floor,B1 Buiding,Fengyeyuan Industrial Plant,,Liuxian
2st.Road,Xin'an Street,Bao'an District,,Shenzhen,
518000China.
Registration Number: 588523

REPORT REVISE RECORD

Report Version	Revise Time	Issued Date	Valid Version	Notes
V1.0	/	September 29, 2016	Valid	Original Report
V1.1	/	October 13, 2016	Valid	Original Report

TABLE OF CONTENTS

1	CERTIFICATION	4
2	EUT INFORMATION	5
3	TEST DESCRIPTION	7
3.1	TEST FACILITY	7
3.2	EUT SYSTEM CONFIGURATION	7
3.3	DESCRIPTION OF TEST CHANNELS AND TEST MODES.....	8
3.4	EQUIPMENT MODIFICATIONS.....	10
4	SUMMARY OF TEST REQUIREMENTS AND RESULTS	11
5	MEASUREMENT INSTRUMENTS	13
6	EFFECTIVE (ISOTROPIC) RADIATED POWER	14
6.1	MEASUREMENT RESULT	14
7	SPURIOUS EMISSION (CONDUCTED AND RADIATED)	35
7.1	MEASUREMENT RESULT (PRE-MEASUREMENT).....	35
7.2	TEST PLOT(S).....	39
7.2.1	CONDUCTED METHOD	39
7.2.1	RADIATED METHOD.....	105
8	FREQUENCY STABILITY	112
8.1	MEASUREMENT RESULT (WORST)	112
8.1	MEASUREMENT RESULT	136
	E-UTRA	137
	BAND 2:	137
8.2	TEST PLOT(S).....	139

1 CERTIFICATION

Applicant	INFINIX MOBILITY LIMITED
Address	RMS 05-15, 13A/F SOUTH TOWER WORLD FINANCE CTR HARBOUR CITY 17 CANTON RD TST KLN HONG KONG
Manufacturer	SHENZHEN TECNO TECHNOLOGY CO.,LTD.
Address	1-4th Floor,3rd Building,Pacific Industrial Park,No.2088,Shenyan Road,Yantian District,Shenzhen,Guangdong,China
Equipment Type	Mobile phone
Brand Name	Infinix
Test Model	X556
Hardware version:	V1.3
Software version:	X556-H372A1-M-160720V16
Series Model	N/A
Difference description	N/A
Deviation	None
Condition of Test Sample	Normal

We hereby certify that:

All measurement facilities used to collect the measurement data are located at QTC Certification & Testing Co., Ltd.

Registration Number: 588523

The data evaluation, test procedures, and equipment configurations shown in this report were made in accordance with the procedures given in ANSI C 63.4:2014 and TIA/EIA 603. The sample tested as described in this report is in compliance with the FCC Rules Part 22H and 24E and 27.

The test results of this report relate only to the tested sample identified in this report.

2 EUT INFORMATION

Table 2.1.1 General Information

Equipment Type:	Mobile phone
Hardware version:	V1.3
Software version:	X556-H372A1-M-160720V16
Frequency Bands:	<input checked="" type="checkbox"/> GSM 850 <input checked="" type="checkbox"/> PCS 1900 (U.S. Bands) UTRA Bands: <input checked="" type="checkbox"/> UTRA Band 2 <input checked="" type="checkbox"/> UTRA Band 4 <input checked="" type="checkbox"/> UTRA Band 5 E-UTRA Bands: <input checked="" type="checkbox"/> E-UTRA Band 2 <input checked="" type="checkbox"/> E-UTRA Band 4 <input checked="" type="checkbox"/> E-UTRA Band 7
Antenna Type:	Internal Antenna
Antenna gain:	BAND 2(PCS 1900/ UTRA Band 2): -4.0dBi BAND 2(E-UTRA Band 2): -3.5dBi BAND 4(UTRA Band 4): -4.0dBi BAND 4(E-UTRA Band 4): -6.0dBi BAND 5(GSM850): -4.0dBi BAND 5(UTRA Band 5): -4.5dBi BAND 7(E-UTRA Band 7): -5.0dBi
Battery information:	Li-ion Battery : BL-39AX Voltage: 3.85V Capacity: 3950mAh/4000mAh (min/typ) Limited Charge Voltage: 4.4V
Adapter Information:	Adapter: A88-502000 Input: 100-240V 50/60Hz 350mA Output: 5V-2A
Card(S):	Card 1: E-UTRA Card Slot Card 2: GSM Card Slot
Max power:	See Table 2.1.2
Extreme Vol. Limits:	DC 3.45V to 4.4V (Normal: DC 3.85V)
Extreme Temp. Tolerance	-10°C to +50°C

Note 1: The High Voltage DC 4.4V and Low Voltage DC 3.45V were declared by manufacturer, The EUT couldn't be operating normally with higher or lower voltage.

Table 2.1.2 The Basic Technical Specification for Working BAND(S).

OPERATION BAND(S)	Power Class	Mod.	Max Average (dBm)	Max Peak Power (dBm)
GSM850	Class 4	GMSK	33.20	33.36
DCS1900	Class 1	GMSK	30.19	30.42
UTRA BAND 2	Class 3	QPSK	22.46	24.21
UTRA BAND 4	Class 3	QPSK	22.64	24.46
UTRA BAND 5	Class 3	QPSK	22.77	24.01
E-UTRA Band 2	Class 3	QPSK	19.5	25
E-UTRA Band 2	Class 3	16QAM	19.5	25
E-UTRA Band 4	Class 3	QPSK	19.5	25
E-UTRA Band 4	Class 3	16QAM	19.48	24.99
E-UTRA Band 7	Class 3	QPSK	19.49	25
E-UTRA Band 7	Class 3	16QAM	19.48	24.99

3 TEST DESCRIPTION

3.1 Test Facility

The test site used to collect the radiated data is located at:

QTC Certification & Testing Co., Ltd.

Registration Number: 588523

3.2 EUT System Configuration

The EUT configuration for testing is installed on RF field strength measurement to meet the Commission's requirement and operating in a manner which intends to maximize its emission characteristics in a continuous normal application.

Fig. 3.2-1 Configuration of EUT System




Table 3.2-1 Equipment Used in EUT System

Item	Equipment	Model No.	ID or Specification	Note
1	Mobile phone	X556	2AIZN-X556	EUT

***Note: All the accessories have been used during the test. The following "EUT" in setup diagram means EUT system.

3.3 Description Of Test Channels And Test Modes

Test channels:

GSM 850			
Test Channel	BW(MHz)	UL Channel	Frequency(MHz)
Low Range	0.2	128	824.2
Mid Range	0.2	190	836.6
High Range	0.2	251	848.8

PCS 1900			
Test Channel	BW(MHz)	UL Channel	Frequency(MHz)
Low Range	0.2	512	1850.2
Mid Range	0.2	661	1880
High Range	0.2	810	1909.8

URTA BAND 2			
Test Channel	BW(MHz)	UL Channel	Frequency(MHz)
Low Range	5	9262	1852.4
Mid Range	5	9400	1880.0
High Range	5	9538	1907.6

URTA BAND 4			
Test Channel	BW(MHz)	UL Channel	Frequency(MHz)
Low Range	5	1312	1712.4
Mid Range	5	1413	1732.6
High Range	5	1513	1752.6

URTA BAND 5			
Test Channel	BW(MHz)	UL Channel	Frequency(MHz)
Low Range	5	4132	826.4
Mid Range	5	4182	836.4
High Range	5	4233	846.6

LTE BAND 2			
Test Channel	BW(MHz)	UL Channel	Frequency(MHz)
Low Range	1.4	18607	1850.7
	3	18615	1851.5
	5	18625	1852.5
	10	18650	1855
	15	18675	1857.5
	20	18700	1860
Mid Range	1.4/3/5/10 15 /20	18900	1880
High Range	1.4	19193	1909.3
	3	19185	1908.5
	5	19175	1907.5
	10	19150	1905
	15	19125	1902.5
	20	19100	1900

LTE BAND 4			
Test Channel	BW(MHz)	UL Channel	Frequency(MHz)
Low Range	1.4	19957	1710.7
	3	19965	1711.5
	5	19975	1712.5
	10	20000	1715
	15	20025	1717.5
	20	20050	1720
Mid Range	1.4/3/5/10/15/20	20175	1732.5
High Range	1.4	20393	1754.3
	3	20385	1753.5
	5	20375	1752.5
	10	20350	1750
	15	20325	1747.5
	20	20300	1745

LTE BAND 7			
Test Channel	BW(MHz)	UL Channel	Frequency(MHz)
Low Range	5	20775	2502.5
	10	20800	2505
	15	20825	2507.5
	20	20850	2510
Mid Range	5/10/15/20	21100	2535
High Range	5	21425	2567.5
	10	21400	2565
	15	21375	2562.5
	20	21350	2560

Note 1: both QPSK&16QAM modulation has been measured;

Note 2: The worst condition was recorded in the test report if no other modes test data.

3.4 Equipment Modifications

Not available for this EUT intended for grant.

4 SUMMARY OF TEST REQUIREMENTS AND RESULTS

BAND 2(PCS 1900/ E-UTRA Band 2/ UTRA Band 2):

Test Item	FCC Rule No.	Requirements	Judgement
Effective (Isotropic) Radiated Power	§2.1046, §24.232(c)	EIRP ≤ 2W(33dBm)	Pass
Bandwidth	§2.1049 §24.238(a)	OBW: No limit. EBW: No limit.	Pass
Band Edges	§2.1051, §24.238(a)	-13dBm	Pass
Spurious Emission at Antenna Terminals	§2.1051, §24.238(a)	-13dBm	Pass
Field Strength of Spurious Radiation	§2.1053, §24.238(a)	-13dBm	Pass
Frequency Stability	§2.1055, §24.235	The fundamental emission stays within the authorized frequency block. (2.5ppm)	Pass
Peak to average ratio	§24.232(d)	<13dB	Pass

BAND 4(UTRA Band 4/E-UTRA Band 4):

Test Item	FCC Rule No.	Requirements	Judgement
Effective (Isotropic) Radiated Power	§2.1046, §27.50(d)	EIRP ≤ 1W(30dBm)	Pass
Bandwidth	§2.1049	OBW: No limit. EBW: No limit.	Pass
Band Edges	§2.1051, §27.53(h)	-13dBm	Pass
Spurious Emission at Antenna Terminals	§2.1051, §27.53(h)	-13dBm	Pass
Field Strength of Spurious Radiation	§2.1053, §27.53(h)	-13dBm	Pass
Frequency Stability	§2.1055, §27.54	The fundamental emissions stay within the authorized bands of operation. (2.5ppm)	Pass
Peak to average ratio	§27.50(d)	<13dB	Pass

BAND 7(E-UTRA Band 7):

Test Item	FCC Rule No.	Requirements	Judgement
Effective (Isotropic) Radiated Power	§2.1046, §27.50(h)	EIRP \leq 2W(33dBm)	Pass
Bandwidth	§2.1049	OBW: No limit. EBW: No limit.	Pass
Band Edges	§2.1051, §27.53(m)	KDB 971 168 D02 971168 D02 Misc OOB License Digital Systems v01 &27.53(m) for detail the limit is upon different OBW	Pass
Spurious Emission at Antenna Terminals	§2.1051, §27.53(m)	-25dBm	Pass
Field Strength of Spurious Radiation	§2.1053, §27.53(m)	-25dBm	Pass
Frequency Stability	§2.1055, §27.54	The fundamental emissions stay within the authorized bands of operation. (2.5ppm)	Pass

BAND 5(GSM850/ UTRA Band 5):

Test Item	FCC Rule No.	Requirements	Judgement
Effective (Isotropic) Radiated Power	§2.1046, §2.913(a)	EIRP \leq 7W(38.5dBm)	Pass
Occupied Bandwidth	§2.1049	OBW: No limit.	Pass
Emission Bandwidth	22.917(b)	EBW: No limit.	Pass
Band Edges Compliance	§2.1051, §22.917(a)(b)	KDB 971 168 D02 971168 D02 Misc OOB License Digital Systems v01 &27.53(m) for detail the limit is upon different OBW	Pass
Spurious Emission at Antenna Terminals	§2.1051, §22.917	-13dBm	Pass
Field Strength of Spurious Radiation	§2.1053, §22.917	-13dBm	Pass
Frequency Stability	§2.1055, §22.355	The fundamental emissions stay within the authorized bands of operation.(2.5ppm)	Pass

5 MEASUREMENT INSTRUMENTS

NAME OF EQUIPMENT	MANUFACTURER	MODEL	SERIAL NUMBER	Calibration Date	Calibration Due.
EMI Test Receiver	R&S	ESCI	100005	08/19/2016	08/18/2017
LISN	AFJ	LS16	16010222119	08/19/2016	08/18/2017
LISN(EUT)	Mestec	AN3016	04/10040	08/19/2016	08/18/2017
Universal Radio Communication Tester	R&S	CMU 200	1100.0008.02	08/19/2016	08/18/2017
Coaxial cable	Megalon	LMR400	N/A	08/12/2016	08/11/2017
GPIB cable	Megalon	GPIB	N/A	08/12/2016	08/11/2017
Spectrum Analyzer	R&S	FSU	100114	08/19/2016	08/18/2017
Pre Amplifier	H.P.	HP8447E	2945A02715	10/13/2016	10/12/2017
Pre-Amplifier	CDSI	PAP-1G18-38	--	10/13/2016	10/12/2017
Loop Antenna	R&S	HFH2-Z2	100296	10/13/2016	10/12/2017
Bi-log Antenna	SUNOL Sciences	JB3	A021907	09/13/2016	09/12/2017
9*6*6 Anechoic	--	--	--	08/21/2016	08/20/2017
Horn Antenna	COMPLIANCE ENGINEERING	CE18000	--	09/13/2016	09/12/2017
Horn Antenna	SCHWARZBECK	BBHA9120D	9120D-631	08/23/2016	08/22/2017
Power meter	Anritsu	ML2487A	6K00003613	08/23/2016	08/22/2017
Power meter	Anritsu	MA2491A	32263	08/23/2016	08/22/2017
Cable	TIME MICROWAVE	LMR-400	N-TYPE04	04/24/2016	04/23/2017
System-Controller	CCS	N/A	N/A	N.C.R	N.C.R
Turn Table	CCS	N/A	N/A	N.C.R	N.C.R
Antenna Tower	CCS	N/A	N/A	N.C.R	N.C.R
RF cable	Murata	MXHQ87WA3000	-	08/21/2016	08/20/2017
Loop Antenna	EMCO	6502	00042960	08/22/2016	08/21/2017
Wideband Radio Communication Tester	R&S	CMW 500	103974	08/19/2016	08/18/2017
Horn Antenna	SCHWARZBECK	BBHA 9170	1123	08/19/2016	08/18/2017
H & T Chamber	Guangzhou gongwen	GDJS-500-40	0329	08/19/2016	08/18/2017

6 EFFECTIVE (ISOTROPIC) RADIATED POWER

6.1 Measurement Result

GSM850 BAND:

Mode	Frequency (MHz)	Peak Power	Avg.Burst Power	Tolerance	Duty cycle Factor(dB)	Frame Power(dBm)
GSM850	824.2	33.36	33.20	0.16	-9	24.20
	836.6	33.30	33.04	0.26	-9	24.04
	848.8	32.58	32.93	0.35	-9	23.93
GPRS850	824.2	29.97	29.88	0.09	-9	20.88
	836.6	30.59	30.12	0.47	-9	21.12
	848.8	30.02	29.88	0.14	-9	20.88
EGPRS850	824.2	25.28	24.09	1.19	-9	15.09
	836.6	25.08	24.19	0.89	-9	15.19
	848.8	25.18	24.99	0.20	-9	15.99

PCS1900 BAND:

Mode	Frequency (MHz)	Peak Power	Avg.Burst Power	Tolerance	Duty cycle Factor(dB)	Frame Power(dBm)
GSM1900	1850.2	30.62	30.19	0.43	-9	21.19
	1880	30.56	30.16	0.40	-9	21.16
	1909.8	30.32	30.00	0.32	-9	21.00
GPRS1900	1850.2	27.36	27.00	0.36	-9	18.00
	1880	27.61	27.02	0.59	-9	18.02
	1909.8	27.39	27.01	0.38	-9	18.01
EGPRS1900	1850.2	25.00	24.21	0.79	-9	15.21
	1880	24.15	23.74	0.40	-9	14.74
	1909.8	24.99	23.61	1.38	-9	14.61

UTRA BANDS:**BAND 2:**

Mode	Frequency (MHz)	Peak Power (dBm)	Avg. Burst Power(dBm)	PAPR (dB)
RMC 12.2K	1852.4	24.21	21.94	2.27
	1880	23.54	22.46	1.08
	1907.6	23.93	21.55	2.38
HSDPA SUBTEST 1	1852.4	23.83	21.80	2.03
	1880	23.67	21.77	1.90
	1907.6	23.92	21.75	2.17
HSUPA SUBTEST 1	1852.4	23.83	22.52	1.31
	1880	23.55	21.87	1.68
	1907.6	23.83	21.49	2.34

BAND 4:

Mode	Frequency (MHz)	Peak Power (dBm)	Avg. Burst Power(dBm)	PAPR (dB)
RMC 12.2K	1712.4	24.46	22.28	2.18
	1732.6	23.70	22.64	1.06
	1752.6	23.64	22.54	1.10
HSDPA SUBTEST 1	1712.4	24.23	22.41	1.82
	1732.6	23.56	22.09	1.47
	1752.6	23.59	22.02	1.57
HSUPA SUBTEST 1	1712.4	23.96	22.24	1.72
	1732.6	23.62	22.13	1.49
	1752.6	23.64	22.11	1.53

BAND 5:

Mode	Frequency (MHz)	Peak Power (dBm)	Avg. Burst Power(dBm)	PAPR (dB)
RMC 12.2K	826.4	24.01	22.54	1.47
	836.4	23.60	22.77	0.83
	846.6	23.82	22.49	1.33
HSDPA SUBTEST 1	826.4	23.52	22.69	0.83
	836.4	23.90	23.49	0.41
	846.6	23.98	22.65	1.33
HSUPA SUBTEST 1	826.4	24.00	22.24	1.76
	836.4	23.54	22.17	1.37
	846.6	23.84	22.39	1.45

E-UTRA BANDS:**BAND 2:**

Bandwidth	UL Channel	Frequency	Modulation	RB	RB	Average (dBm)	Peak (dBm)
				Size	Offset		
1.4	18607	1850.7	QPSK	1	LOW	21.8	23.9
1.4	18607	1850.7	QPSK	1	MID	21.26	23.6
1.4	18607	1850.7	QPSK	1	HIGH	21.09	23.54
1.4	18607	1850.7	QPSK	3	LOW	21.49	24.94
1.4	18607	1850.7	QPSK	3	MID	22.6	24.2
1.4	18607	1850.7	QPSK	3	HIGH	21.08	23.6
1.4	18607	1850.7	QPSK	6	LOW	22.76	24.95
1.4	18607	1850.7	Q16	1	LOW	22.9	23.36
1.4	18607	1850.7	Q16	1	MID	21.54	23.14
1.4	18607	1850.7	Q16	1	HIGH	21.49	23.59
1.4	18607	1850.7	Q16	3	LOW	22.73	23.45
1.4	18607	1850.7	Q16	3	MID	21.84	23.04
1.4	18607	1850.7	Q16	3	HIGH	22.15	23.62
1.4	18607	1850.7	Q16	6	LOW	21.16	24.53
1.4	18900	1880	QPSK	1	LOW	21.75	23.79
1.4	18900	1880	QPSK	1	MID	21.59	23.24
1.4	18900	1880	QPSK	1	HIGH	21.87	24.14
1.4	18900	1880	QPSK	3	LOW	22.72	23.17
1.4	18900	1880	QPSK	3	MID	22.56	24.05
1.4	18900	1880	QPSK	3	HIGH	21.96	23.78
1.4	18900	1880	QPSK	6	LOW	22.43	23.02
1.4	18900	1880	Q16	1	LOW	21.16	23.85
1.4	18900	1880	Q16	1	MID	22.63	24.94
1.4	18900	1880	Q16	1	HIGH	22.03	23.49
1.4	18900	1880	Q16	3	LOW	22.78	23.92
1.4	18900	1880	Q16	3	MID	21.56	23.81
1.4	18900	1880	Q16	3	HIGH	21.25	24.39
1.4	18900	1880	Q16	6	LOW	22.68	24.61
1.4	19193	1909.3	QPSK	1	LOW	21.42	24.38
1.4	19193	1909.3	QPSK	1	MID	22.71	24.94
1.4	19193	1909.3	QPSK	1	HIGH	21.59	23.91
1.4	19193	1909.3	QPSK	3	LOW	21.66	23.13
1.4	19193	1909.3	QPSK	3	MID	21.27	24.78
1.4	19193	1909.3	QPSK	3	HIGH	22.7	23.19

Bandwidth	UL Channel	Frequency	Modulation	RB	RB	Average	Peak
				Size	Offset	(dBm)	(dBm)
1.4	19193	1909.3	QPSK	6	LOW	21.23	23.83
1.4	19193	1909.3	Q16	1	LOW	22.95	23.4
1.4	19193	1909.3	Q16	1	MID	22.29	24.09
1.4	19193	1909.3	Q16	1	HIGH	22.62	24.96
1.4	19193	1909.3	Q16	3	LOW	22.25	23.25
1.4	19193	1909.3	Q16	3	MID	22.24	23.77
1.4	19193	1909.3	Q16	3	HIGH	21.13	24.48
1.4	19193	1909.3	Q16	6	LOW	22.68	24.65
3	18615	1851.5	QPSK	1	LOW	21.23	23.82
3	18615	1851.5	QPSK	1	MID	22.54	24.96
3	18615	1851.5	QPSK	1	HIGH	21.65	23.25
3	18615	1851.5	QPSK	8	LOW	21.59	24.41
3	18615	1851.5	QPSK	8	MID	22.66	23.62
3	18615	1851.5	QPSK	8	HIGH	22.59	24.91
3	18615	1851.5	QPSK	15	LOW	22.03	23.42
3	18615	1851.5	Q16	1	LOW	22.79	24.84
3	18615	1851.5	Q16	1	MID	22.82	24.14
3	18615	1851.5	Q16	1	HIGH	22.5	25
3	18615	1851.5	Q16	8	LOW	22.72	24.39
3	18615	1851.5	Q16	8	MID	21.26	23.81
3	18615	1851.5	Q16	8	HIGH	22.47	24.57
3	18615	1851.5	Q16	15	LOW	22.49	23.35
3	18900	1880	QPSK	1	LOW	22.44	23.97
3	18900	1880	QPSK	1	MID	21.91	23.83
3	18900	1880	QPSK	1	HIGH	22.49	24.86
3	18900	1880	QPSK	8	LOW	21.61	23.28
3	18900	1880	QPSK	8	MID	21.87	24.77
3	18900	1880	QPSK	8	HIGH	21.58	24.59
3	18900	1880	QPSK	15	LOW	21.6	23.49
3	18900	1880	Q16	1	LOW	21.15	24.35
3	18900	1880	Q16	1	MID	21.83	24.83
3	18900	1880	Q16	1	HIGH	22.1	24.26
3	18900	1880	Q16	8	LOW	22.23	24.64
3	18900	1880	Q16	8	MID	22.66	24.66
3	18900	1880	Q16	8	HIGH	21.49	24.89
3	18900	1880	Q16	15	LOW	21.14	23.35
3	19185	1908.5	QPSK	1	LOW	22.95	23.4

Bandwidth	UL Channel	Frequency	Modulation	RB	RB	Average	Peak
				Size	Offset	(dBm)	(dBm)
3	19185	1908.5	QPSK	1	MID	22.29	24.09
3	19185	1908.5	QPSK	1	HIGH	21.2	24.82
3	19185	1908.5	QPSK	8	LOW	21.23	24.74
3	19185	1908.5	QPSK	8	MID	22.3	23.2
3	19185	1908.5	QPSK	8	HIGH	21.39	24.56
3	19185	1908.5	QPSK	15	LOW	22.68	24.02
3	19185	1908.5	Q16	1	LOW	21.72	24.13
3	19185	1908.5	Q16	1	MID	22.05	24.91
3	19185	1908.5	Q16	1	HIGH	21.05	24.38
3	19185	1908.5	Q16	8	LOW	22.62	24.66
3	19185	1908.5	Q16	8	MID	22.3	23.07
3	19185	1908.5	Q16	8	HIGH	22.97	24.67
3	19185	1908.5	Q16	15	LOW	22.08	23.36
5	18625	1852.5	QPSK	1	LOW	21.03	24.17
5	18625	1852.5	QPSK	1	MID	21.41	24.26
5	18625	1852.5	QPSK	1	HIGH	22.85	24.35
5	18625	1852.5	QPSK	12	LOW	22.4	23.43
5	18625	1852.5	QPSK	12	MID	22.65	23.27
5	18625	1852.5	QPSK	12	HIGH	21.2	23.14
5	18625	1852.5	QPSK	25	LOW	22.05	24.47
5	18625	1852.5	Q16	1	LOW	22.92	24.58
5	18625	1852.5	Q16	1	MID	21.27	23.84
5	18625	1852.5	Q16	1	HIGH	21.31	24.16
5	18625	1852.5	Q16	12	LOW	21.18	24.86
5	18625	1852.5	Q16	12	MID	21.64	24.81
5	18625	1852.5	Q16	12	HIGH	21.14	24.03
5	18625	1852.5	Q16	25	LOW	21.09	24.77
5	18900	1880	QPSK	1	LOW	22.17	24.64
5	18900	1880	QPSK	1	MID	22.69	24.02
5	18900	1880	QPSK	1	HIGH	22.92	24.76
5	18900	1880	QPSK	12	LOW	21.18	23.7
5	18900	1880	QPSK	12	MID	21.49	23.3
5	18900	1880	QPSK	12	HIGH	21.53	24.26
5	18900	1880	QPSK	25	LOW	21.73	24.95
5	18900	1880	Q16	1	LOW	22.08	24.7
5	18900	1880	Q16	1	MID	22.79	24.09
5	18900	1880	Q16	1	HIGH	21.2	24.82

Bandwidth	UL Channel	Frequency	Modulation	RB	RB	Average	Peak
				Size	Offset	(dBm)	(dBm)
5	18900	1880	Q16	12	LOW	21.23	24.74
5	18900	1880	Q16	12	MID	21.6	23.53
5	18900	1880	Q16	12	HIGH	21.31	24.63
5	18900	1880	Q16	25	LOW	21.25	24.65
5	19175	1907.5	QPSK	1	LOW	21.57	23.16
5	19175	1907.5	QPSK	1	MID	22.45	24.82
5	19175	1907.5	QPSK	1	HIGH	21.25	24.75
5	19175	1907.5	QPSK	12	LOW	21.76	24.97
5	19175	1907.5	QPSK	12	MID	22.33	24.29
5	19175	1907.5	QPSK	12	HIGH	22.72	24.89
5	19175	1907.5	QPSK	25	LOW	22.67	23.21
5	19175	1907.5	Q16	1	LOW	22.22	24.81
5	19175	1907.5	Q16	1	MID	21.78	23.29
5	19175	1907.5	Q16	1	HIGH	21.28	24.01
5	19175	1907.5	Q16	12	LOW	21.31	23.8
5	19175	1907.5	Q16	12	MID	22.74	23.11
5	19175	1907.5	Q16	12	HIGH	21.87	23.2
5	19175	1907.5	Q16	25	LOW	22.04	23.61
10	18650	1855	QPSK	1	LOW	21.83	24.29
10	18650	1855	QPSK	1	MID	22.35	23.1
10	18650	1855	QPSK	1	HIGH	21.55	23.1
10	18650	1855	QPSK	25	LOW	22.97	23.18
10	18650	1855	QPSK	25	MID	21.45	23.68
10	18650	1855	QPSK	25	HIGH	22.94	24.16
10	18650	1855	QPSK	50	LOW	21.16	23.1
10	18650	1855	Q16	1	LOW	22.62	23.05
10	18650	1855	Q16	1	MID	22.22	24.5
10	18650	1855	Q16	1	HIGH	21.27	23.62
10	18650	1855	Q16	25	LOW	21.35	23.19
10	18650	1855	Q16	25	MID	21.49	23.23
10	18650	1855	Q16	25	HIGH	22.82	24.59
10	18650	1855	Q16	50	LOW	21.33	24.92
10	18900	1880	QPSK	1	LOW	22.15	24.18
10	18900	1880	QPSK	1	MID	22.73	23.37
10	18900	1880	QPSK	1	HIGH	21.12	24.14
10	18900	1880	QPSK	25	LOW	22.43	23.92
10	18900	1880	QPSK	25	MID	21.6	23.53

Bandwidth	UL Channel	Frequency	Modulation	RB	RB	Average	Peak
				Size	Offset	(dBm)	(dBm)
10	18900	1880	QPSK	25	HIGH	21.31	24.63
10	18900	1880	QPSK	50	LOW	21.84	24.46
10	18900	1880	Q16	1	LOW	22.35	24.51
10	18900	1880	Q16	1	MID	21.47	24.33
10	18900	1880	Q16	1	HIGH	22.61	23.21
10	18900	1880	Q16	25	LOW	21.49	23.04
10	18900	1880	Q16	25	MID	21.84	24.23
10	18900	1880	Q16	25	HIGH	21.24	23.35
10	18900	1880	Q16	50	LOW	21.49	23.46
10	19150	1905	QPSK	1	LOW	21.87	24.52
10	19150	1905	QPSK	1	MID	22.71	24.04
10	19150	1905	QPSK	1	HIGH	21.8	23.39
10	19150	1905	QPSK	25	LOW	22.33	23.88
10	19150	1905	QPSK	25	MID	21.29	24.03
10	19150	1905	QPSK	25	HIGH	21.52	24.15
10	19150	1905	QPSK	50	LOW	22.09	24.94
10	19150	1905	Q16	1	LOW	22.68	23.49
10	19150	1905	Q16	1	MID	21.28	24.9
10	19150	1905	Q16	1	HIGH	22	24.06
10	19150	1905	Q16	25	LOW	21.41	24.06
10	19150	1905	Q16	25	MID	21.28	23.14
10	19150	1905	Q16	25	HIGH	21.39	23.97
10	19150	1905	Q16	50	LOW	22.66	23.28
15	18675	1857.5	QPSK	1	LOW	21.04	24.81
15	18675	1857.5	QPSK	1	MID	22.09	23.47
15	18675	1857.5	QPSK	1	HIGH	21.35	23.8
15	18675	1857.5	QPSK	36	LOW	21.52	24.86
15	18675	1857.5	QPSK	36	MID	22.83	24.3
15	18675	1857.5	QPSK	36	HIGH	21.99	24.56
15	18675	1857.5	QPSK	75	LOW	21.3	23.06
15	18675	1857.5	Q16	1	LOW	22.88	24.26
15	18675	1857.5	Q16	1	MID	21.73	23.11
15	18675	1857.5	Q16	1	HIGH	21.81	24.75
15	18675	1857.5	Q16	36	LOW	21.4	23.69
15	18675	1857.5	Q16	36	MID	22.24	23.74
15	18675	1857.5	Q16	36	HIGH	22.14	23.42
15	18675	1857.5	Q16	75	LOW	21.84	24.46

Bandwidth	UL Channel	Frequency	Modulation	RB	RB	Average	Peak
				Size	Offset	(dBm)	(dBm)
15	18900	1880	QPSK	1	LOW	22.35	24.51
15	18900	1880	QPSK	1	MID	21.63	23.38
15	18900	1880	QPSK	1	HIGH	22.78	23.99
15	18900	1880	QPSK	36	LOW	22.97	24.74
15	18900	1880	QPSK	36	MID	22.69	23.38
15	18900	1880	QPSK	36	HIGH	22.35	23.24
15	18900	1880	QPSK	75	LOW	22.03	24.7
15	18900	1880	Q16	1	LOW	21.15	23.5
15	18900	1880	Q16	1	MID	21.3	23.96
15	18900	1880	Q16	1	HIGH	22.82	24.28
15	18900	1880	Q16	36	LOW	22.28	24.06
15	18900	1880	Q16	36	MID	21.73	23.66
15	18900	1880	Q16	36	HIGH	22.28	24.84
15	18900	1880	Q16	75	LOW	21.99	23.15
15	19125	1902.5	QPSK	1	LOW	21.72	24.98
15	19125	1902.5	QPSK	1	MID	22.29	24.07
15	19125	1902.5	QPSK	1	HIGH	21.88	24.53
15	19125	1902.5	QPSK	36	LOW	22.31	24.36
15	19125	1902.5	QPSK	36	MID	21.49	24.21
15	19125	1902.5	QPSK	36	HIGH	22.81	24.57
15	19125	1902.5	QPSK	75	LOW	22.32	23.18
15	19125	1902.5	Q16	1	LOW	21.96	24.65
15	19125	1902.5	Q16	1	MID	22.9	23.19
15	19125	1902.5	Q16	1	HIGH	21.67	24.32
15	19125	1902.5	Q16	36	LOW	22.78	23.77
15	19125	1902.5	Q16	36	MID	22.92	23.98
15	19125	1902.5	Q16	36	HIGH	21.91	25
15	19125	1902.5	Q16	75	LOW	22.36	24.92
20	18700	1860	QPSK	1	LOW	22.51	24.4
20	18700	1860	QPSK	1	MID	21.98	24.93
20	18700	1860	QPSK	1	HIGH	21	24.37
20	18700	1860	QPSK	50	LOW	21.86	24.88
20	18700	1860	QPSK	50	MID	22.8	23.92
20	18700	1860	QPSK	50	HIGH	22.97	23.27
20	18700	1860	QPSK	100	LOW	21.96	24.27
20	18700	1860	Q16	1	LOW	22.08	24.95
20	18700	1860	Q16	1	MID	21.63	23.38

Bandwidth	UL Channel	Frequency	Modulation	RB	RB	Average	Peak
				Size	Offset	(dBm)	(dBm)
20	18700	1860	Q16	1	HIGH	22.78	23.99
20	18700	1860	Q16	50	LOW	21.54	23.42
20	18700	1860	Q16	50	MID	21.05	24.85
20	18700	1860	Q16	50	HIGH	22.59	24.01
20	18700	1860	Q16	100	LOW	22.11	23.47
20	18900	1880	QPSK	1	LOW	22.75	23.37
20	18900	1880	QPSK	1	MID	22.63	24.72
20	18900	1880	QPSK	1	HIGH	21.58	23.94
20	18900	1880	QPSK	50	LOW	22.8	24.61
20	18900	1880	QPSK	50	MID	21.72	23.56
20	18900	1880	QPSK	50	HIGH	22.07	23.32
20	18900	1880	QPSK	100	LOW	21.75	24.46
20	18900	1880	Q16	1	LOW	22.42	23.48
20	18900	1880	Q16	1	MID	22.45	23.77
20	18900	1880	Q16	1	HIGH	22.84	24.42
20	18900	1880	Q16	50	LOW	22.22	24.62
20	18900	1880	Q16	50	MID	21.75	23.06
20	18900	1880	Q16	50	HIGH	22.61	23.28
20	18900	1880	Q16	100	LOW	22.68	24.17
20	19100	1900	QPSK	1	LOW	22.76	23.75
20	19100	1900	QPSK	1	MID	22.61	24.16
20	19100	1900	QPSK	1	HIGH	21.2	24.26
20	19100	1900	QPSK	50	LOW	21.11	24.41
20	19100	1900	QPSK	50	MID	21.17	23.75
20	19100	1900	QPSK	50	HIGH	22.52	23.12
20	19100	1900	QPSK	100	LOW	22.04	24.55
20	19100	1900	Q16	1	LOW	22.56	23.74
20	19100	1900	Q16	1	MID	22.92	23.03
20	19100	1900	Q16	1	HIGH	22.17	24.69
20	19100	1900	Q16	50	LOW	22.07	24.83
20	19100	1900	Q16	50	MID	21.79	24.83
20	19100	1900	Q16	50	HIGH	21.1	23.92
20	19100	1900	Q16	100	LOW	21.27	24.67

BAND 4:

Bandwidth	UL Channel	Frequency	Modulation	RB	RB	Average (dBm)	Peak (dBm)
				Size	Offset		
1.4	19957	1710.7	QPSK	1	LOW	22.23	24.91
1.4	19957	1710.7	QPSK	1	MID	22.8	24.53
1.4	19957	1710.7	QPSK	1	HIGH	22.03	23.39
1.4	19957	1710.7	QPSK	3	LOW	21.58	23.21
1.4	19957	1710.7	QPSK	3	MID	22.55	23.31
1.4	19957	1710.7	QPSK	3	HIGH	22.18	24.66
1.4	19957	1710.7	QPSK	6	LOW	22.78	23.7
1.4	19957	1710.7	Q16	1	LOW	22.38	23.86
1.4	19957	1710.7	Q16	1	MID	21.1	23.28
1.4	19957	1710.7	Q16	1	HIGH	22.34	24.47
1.4	19957	1710.7	Q16	3	LOW	21.68	24.9
1.4	19957	1710.7	Q16	3	MID	22.61	23.23
1.4	19957	1710.7	Q16	3	HIGH	22.02	23.31
1.4	19957	1710.7	Q16	6	LOW	22.11	23.24
1.4	20393	1754.3	QPSK	1	LOW	21.54	23.73
1.4	20393	1754.3	QPSK	1	MID	22.82	25
1.4	20393	1754.3	QPSK	1	HIGH	22.55	23.65
1.4	20393	1754.3	QPSK	3	LOW	22.43	24.81
1.4	20393	1754.3	QPSK	3	MID	22.91	24.89
1.4	20393	1754.3	QPSK	3	HIGH	22.11	24.82
1.4	20393	1754.3	QPSK	6	LOW	21.46	24.16
1.4	20393	1754.3	Q16	1	LOW	22.73	24.87
1.4	20393	1754.3	Q16	1	MID	21.06	24.46
1.4	20393	1754.3	Q16	1	HIGH	21.01	23.86
1.4	20393	1754.3	Q16	3	LOW	21.8	23.89
1.4	20393	1754.3	Q16	3	MID	22.28	24.04
1.4	20393	1754.3	Q16	3	HIGH	21.07	23.6
1.4	20393	1754.3	Q16	6	LOW	21.47	23.78
1.4	20175	1732.5	QPSK	1	LOW	21.95	23.08
1.4	20175	1732.5	QPSK	1	MID	22.01	23.78
1.4	20175	1732.5	QPSK	1	HIGH	22.27	23.8
1.4	20175	1732.5	QPSK	3	LOW	21.46	23.13
1.4	20175	1732.5	QPSK	3	MID	21.89	24.05
1.4	20175	1732.5	QPSK	3	HIGH	21.15	24.59
1.4	20175	1732.5	QPSK	6	LOW	22.06	23.84
1.4	20175	1732.5	Q16	1	LOW	22.23	24.91

Bandwidth	UL Channel	Frequency	Modulation	RB	RB	Average	Peak
				Size	Offset	(dBm)	(dBm)
1.4	20175	1732.5	Q16	1	MID	22.42	23.13
1.4	20175	1732.5	Q16	1	HIGH	22.93	23.69
1.4	20175	1732.5	Q16	3	LOW	21.89	24.92
1.4	20175	1732.5	Q16	3	MID	22.19	23.17
1.4	20175	1732.5	Q16	3	HIGH	22.89	24.66
1.4	20175	1732.5	Q16	6	LOW	22.63	24.94
3	19965	1711.5	QPSK	1	LOW	21.16	23.16
3	19965	1711.5	QPSK	1	MID	22.6	24.48
3	19965	1711.5	QPSK	1	HIGH	22.26	24.35
3	19965	1711.5	QPSK	8	LOW	22.03	23.55
3	19965	1711.5	QPSK	8	MID	22.18	24.23
3	19965	1711.5	QPSK	8	HIGH	22.54	24.39
3	19965	1711.5	QPSK	15	LOW	21.91	24.57
3	19965	1711.5	Q16	1	LOW	21.85	23.09
3	19965	1711.5	Q16	1	MID	21.23	24.41
3	19965	1711.5	Q16	1	HIGH	22.51	24.03
3	19965	1711.5	Q16	8	LOW	22.55	24.17
3	19965	1711.5	Q16	8	MID	21.45	24.87
3	19965	1711.5	Q16	8	HIGH	21.74	23.6
3	19965	1711.5	Q16	15	LOW	22.6	24.08
3	20385	1753.5	QPSK	1	LOW	22.17	23.73
3	20385	1753.5	QPSK	1	MID	22.83	23.6
3	20385	1753.5	QPSK	1	HIGH	22.99	24.54
3	20385	1753.5	QPSK	8	LOW	21.04	24.83
3	20385	1753.5	QPSK	8	MID	21.4	24.83
3	20385	1753.5	QPSK	8	HIGH	21.53	23.72
3	20385	1753.5	QPSK	15	LOW	21.09	24.61
3	20385	1753.5	Q16	1	LOW	22.68	23.17
3	20385	1753.5	Q16	1	MID	22.68	23.75
3	20385	1753.5	Q16	1	HIGH	22.13	24
3	20385	1753.5	Q16	8	LOW	21.51	24.45
3	20385	1753.5	Q16	8	MID	22.36	23.94
3	20385	1753.5	Q16	8	HIGH	22.32	24.48
3	20385	1753.5	Q16	15	LOW	21.2	24.4
3	20175	1732.5	QPSK	1	LOW	22.61	24.02
3	20175	1732.5	QPSK	1	MID	22.42	23.13
3	20175	1732.5	QPSK	1	HIGH	22.93	23.69

Bandwidth	UL Channel	Frequency	Modulation	RB	RB	Average	Peak
				Size	Offset	(dBm)	(dBm)
3	20175	1732.5	QPSK	8	LOW	22.48	24.87
3	20175	1732.5	QPSK	8	MID	21.66	23.59
3	20175	1732.5	QPSK	8	HIGH	21.94	23.74
3	20175	1732.5	QPSK	15	LOW	21.51	23.07
3	20175	1732.5	Q16	1	LOW	21.76	23.13
3	20175	1732.5	Q16	1	MID	21.24	24.36
3	20175	1732.5	Q16	1	HIGH	21.08	24.69
3	20175	1732.5	Q16	8	LOW	22.07	24.65
3	20175	1732.5	Q16	8	MID	21.45	23.75
3	20175	1732.5	Q16	8	HIGH	21.52	24.06
3	20175	1732.5	Q16	15	LOW	22.8	23.32
5	19975	1712.5	QPSK	1	LOW	21.84	23.06
5	19975	1712.5	QPSK	1	MID	22.31	24.45
5	19975	1712.5	QPSK	1	HIGH	22.36	23.11
5	19975	1712.5	QPSK	12	LOW	21.37	23.6
5	19975	1712.5	QPSK	12	MID	21.05	24.78
5	19975	1712.5	QPSK	12	HIGH	22.4	23.99
5	19975	1712.5	QPSK	25	LOW	21.34	24.68
5	19975	1712.5	Q16	1	LOW	22.92	24.76
5	19975	1712.5	Q16	1	MID	21.85	24.89
5	19975	1712.5	Q16	1	HIGH	22.16	23.66
5	19975	1712.5	Q16	12	LOW	22.31	24.6
5	19975	1712.5	Q16	12	MID	21.97	24.86
5	19975	1712.5	Q16	12	HIGH	22.23	23.12
5	19975	1712.5	Q16	25	LOW	21.38	24.71
5	20375	1752.5	QPSK	1	LOW	22.41	24.3
5	20375	1752.5	QPSK	1	MID	21.78	23.19
5	20375	1752.5	QPSK	1	HIGH	21.04	23.73
5	20375	1752.5	QPSK	12	LOW	21.79	24.5
5	20375	1752.5	QPSK	12	MID	22.92	23.22
5	20375	1752.5	QPSK	12	HIGH	21.92	23.38
5	20375	1752.5	QPSK	25	LOW	22.99	24.03
5	20375	1752.5	Q16	1	LOW	21.77	24.03
5	20375	1752.5	Q16	1	MID	21.16	24.46
5	20375	1752.5	Q16	1	HIGH	22.69	23.96
5	20375	1752.5	Q16	12	LOW	22.48	24.87
5	20375	1752.5	Q16	12	MID	21.66	23.59

Bandwidth	UL Channel	Frequency	Modulation	RB	RB	Average	Peak
				Size	Offset	(dBm)	(dBm)
5	20375	1752.5	Q16	12	HIGH	22.68	24.73
5	20375	1752.5	Q16	25	LOW	21.82	24.62
5	20175	1732.5	QPSK	1	LOW	21.3	23.85
5	20175	1732.5	QPSK	1	MID	21.04	24.14
5	20175	1732.5	QPSK	1	HIGH	21.26	25
5	20175	1732.5	QPSK	12	LOW	22.86	23.04
5	20175	1732.5	QPSK	12	MID	22.56	24.79
5	20175	1732.5	QPSK	12	HIGH	21.52	23.37
5	20175	1732.5	QPSK	25	LOW	21.86	23.6
5	20175	1732.5	Q16	1	LOW	21.73	23.99
5	20175	1732.5	Q16	1	MID	21.06	23.27
5	20175	1732.5	Q16	1	HIGH	22.17	23.72
5	20175	1732.5	Q16	12	LOW	22.03	23.63
5	20175	1732.5	Q16	12	MID	22.62	23.45
5	20175	1732.5	Q16	12	HIGH	21.87	24.06
5	20175	1732.5	Q16	25	LOW	22.28	23.64
10	20000	1715	QPSK	1	LOW	21.66	24.63
10	20000	1715	QPSK	1	MID	21.14	24.75
10	20000	1715	QPSK	1	HIGH	21.94	23.18
10	20000	1715	QPSK	25	LOW	21.52	23.34
10	20000	1715	QPSK	25	MID	21.08	23.23
10	20000	1715	QPSK	25	HIGH	22.34	24.51
10	20000	1715	QPSK	50	LOW	21.26	24.43
10	20000	1715	Q16	1	LOW	22.31	24.87
10	20000	1715	Q16	1	MID	22.43	23.88
10	20000	1715	Q16	1	HIGH	21.13	24.38
10	20000	1715	Q16	25	LOW	22.31	24.84
10	20000	1715	Q16	25	MID	22.36	23.75
10	20000	1715	Q16	25	HIGH	21.44	23.09
10	20000	1715	Q16	50	LOW	21.84	23.3
10	20350	1750	QPSK	1	LOW	21.63	24.72
10	20350	1750	QPSK	1	MID	21.11	23.37
10	20350	1750	QPSK	1	HIGH	22.68	24.66
10	20350	1750	QPSK	25	LOW	21.07	24.66
10	20350	1750	QPSK	25	MID	21.63	24.39
10	20350	1750	QPSK	25	HIGH	22.68	24.73
10	20350	1750	QPSK	50	LOW	21.82	24.62

Bandwidth	UL Channel	Frequency	Modulation	RB	RB	Average	Peak
				Size	Offset	(dBm)	(dBm)
10	20350	1750	Q16	1	LOW	22.52	24.82
10	20350	1750	Q16	1	MID	21.32	24.57
10	20350	1750	Q16	1	HIGH	21.24	24.44
10	20350	1750	Q16	25	LOW	22.54	24.07
10	20350	1750	Q16	25	MID	22.15	23.2
10	20350	1750	Q16	25	HIGH	22.35	24.38
10	20350	1750	Q16	50	LOW	21.16	24.08
10	20175	1732.5	QPSK	1	LOW	21.3	24.53
10	20175	1732.5	QPSK	1	MID	21.23	24.44
10	20175	1732.5	QPSK	1	HIGH	22.6	23.17
10	20175	1732.5	QPSK	25	LOW	22.99	24.08
10	20175	1732.5	QPSK	25	MID	22.61	24.09
10	20175	1732.5	QPSK	25	HIGH	22.56	23.09
10	20175	1732.5	QPSK	50	LOW	21.94	24.46
10	20175	1732.5	Q16	1	LOW	22.6	24.68
10	20175	1732.5	Q16	1	MID	21.57	23.84
10	20175	1732.5	Q16	1	HIGH	22.81	23.41
10	20175	1732.5	Q16	25	LOW	21.66	23.02
10	20175	1732.5	Q16	25	MID	22.75	23.3
10	20175	1732.5	Q16	25	HIGH	22.81	24.66
10	20175	1732.5	Q16	50	LOW	22.38	23.89
15	20025	1717.5	QPSK	1	LOW	22.66	24.91
15	20025	1717.5	QPSK	1	MID	21.64	25
15	20025	1717.5	QPSK	1	HIGH	22.98	23.42
15	20025	1717.5	QPSK	36	LOW	21.54	23
15	20025	1717.5	QPSK	36	MID	21.75	24.55
15	20025	1717.5	QPSK	36	HIGH	22.86	23.11
15	20025	1717.5	QPSK	75	LOW	21.2	24.04
15	20025	1717.5	Q16	1	LOW	21.1	24.55
15	20025	1717.5	Q16	1	MID	21.24	23.74
15	20025	1717.5	Q16	1	HIGH	21.42	24.48
15	20025	1717.5	Q16	36	LOW	21.35	24.57
15	20025	1717.5	Q16	36	MID	22.74	24.02
15	20025	1717.5	Q16	36	HIGH	21.16	23.6
15	20025	1717.5	Q16	75	LOW	22.76	23.83
15	20325	1747.5	QPSK	1	LOW	22.52	24.82
15	20325	1747.5	QPSK	1	MID	21.32	24.57

Bandwidth	UL Channel	Frequency	Modulation	RB	RB	Average	Peak
				Size	Offset	(dBm)	(dBm)
15	20325	1747.5	QPSK	1	HIGH	22.92	24.69
15	20325	1747.5	QPSK	36	LOW	21.43	24.53
15	20325	1747.5	QPSK	36	MID	22.61	23.52
15	20325	1747.5	QPSK	36	HIGH	22.85	23.18
15	20325	1747.5	QPSK	75	LOW	22.88	23.37
15	20325	1747.5	Q16	1	LOW	22.26	23.09
15	20325	1747.5	Q16	1	MID	22.36	23.82
15	20325	1747.5	Q16	1	HIGH	21.16	24.45
15	20325	1747.5	Q16	36	LOW	21.72	24.45
15	20325	1747.5	Q16	36	MID	21.85	23.74
15	20325	1747.5	Q16	36	HIGH	22.99	23.01
15	20325	1747.5	Q16	75	LOW	21.57	23.45
15	20175	1732.5	QPSK	1	LOW	22.28	24.13
15	20175	1732.5	QPSK	1	MID	22.05	23.78
15	20175	1732.5	QPSK	1	HIGH	22.77	23.77
15	20175	1732.5	QPSK	36	LOW	21.71	24.05
15	20175	1732.5	QPSK	36	MID	21.42	23.31
15	20175	1732.5	QPSK	36	HIGH	21.41	23.86
15	20175	1732.5	QPSK	75	LOW	21.94	23.23
15	20175	1732.5	Q16	1	LOW	22.26	24.67
15	20175	1732.5	Q16	1	MID	22.39	23.53
15	20175	1732.5	Q16	1	HIGH	21.48	23.67
15	20175	1732.5	Q16	36	LOW	22.81	23.64
15	20175	1732.5	Q16	36	MID	22.2	23.26
15	20175	1732.5	Q16	36	HIGH	21.91	23.7
15	20175	1732.5	Q16	75	LOW	22.79	24.27
20	20050	1720	QPSK	1	LOW	21.55	23.78
20	20050	1720	QPSK	1	MID	22.9	23.05
20	20050	1720	QPSK	1	HIGH	21.16	23.96
20	20050	1720	QPSK	50	LOW	21.93	24.63
20	20050	1720	QPSK	50	MID	21.92	24.66
20	20050	1720	QPSK	50	HIGH	22.07	23.34
20	20050	1720	QPSK	100	LOW	21.6	24.85
20	20050	1720	Q16	1	LOW	21.45	24.97
20	20050	1720	Q16	1	MID	22.54	23.54
20	20050	1720	Q16	1	HIGH	22.92	24.69
20	20050	1720	Q16	50	LOW	21.43	24.53

Bandwidth	UL Channel	Frequency	Modulation	RB	RB	Average	Peak
				Size	Offset	(dBm)	(dBm)
20	20050	1720	Q16	50	MID	22.78	24.81
20	20050	1720	Q16	50	HIGH	22.65	24.14
20	20050	1720	Q16	100	LOW	21.7	23.3
20	20300	1745	QPSK	1	LOW	22.74	23.8
20	20300	1745	QPSK	1	MID	21.35	23.62
20	20300	1745	QPSK	1	HIGH	21.41	24.65
20	20300	1745	QPSK	50	LOW	21.59	23.99
20	20300	1745	QPSK	50	MID	22.41	24.73
20	20300	1745	QPSK	50	HIGH	22.69	23.45
20	20300	1745	QPSK	100	LOW	21.27	24.64
20	20300	1745	Q16	1	LOW	21.55	24.91
20	20300	1745	Q16	1	MID	22.92	24.57
20	20300	1745	Q16	1	HIGH	22.75	23.65
20	20300	1745	Q16	50	LOW	22.32	24.85
20	20300	1745	Q16	50	MID	22.95	23.13
20	20300	1745	Q16	50	HIGH	22.13	24.13
20	20300	1745	Q16	100	LOW	22.5	24.46
20	20175	1732.5	QPSK	1	LOW	22.27	23.52
20	20175	1732.5	QPSK	1	MID	22.13	23.89
20	20175	1732.5	QPSK	1	HIGH	22.96	23.08
20	20175	1732.5	QPSK	50	LOW	22.68	24.05
20	20175	1732.5	QPSK	50	MID	21.58	24.1
20	20175	1732.5	QPSK	50	HIGH	21.57	24.29
20	20175	1732.5	QPSK	100	LOW	21.47	23.2
20	20175	1732.5	Q16	1	LOW	21.51	24.86
20	20175	1732.5	Q16	1	MID	21.81	23.47
20	20175	1732.5	Q16	1	HIGH	21.98	24.95
20	20175	1732.5	Q16	50	LOW	21.08	25
20	20175	1732.5	Q16	50	MID	21.34	23.28
20	20175	1732.5	Q16	50	HIGH	21.89	24.39
20	20175	1732.5	Q16	100	LOW	21.2	23.58

BAND 7:

Bandwidth	UL Channel	Frequency	Modulation	RB	RB	Average (dBm)	Peak (dBm)
				Size	Offset		
5	20775	2502.5	QPSK	1	LOW	22.26	24.47
5	20775	2502.5	QPSK	1	MID	21.67	24.16
5	20775	2502.5	QPSK	1	HIGH	21.18	23.23
5	20775	2502.5	QPSK	12	LOW	21.82	24.91
5	20775	2502.5	QPSK	12	MID	22.2	23.64
5	20775	2502.5	QPSK	12	HIGH	21.1	23.23
5	20775	2502.5	QPSK	25	LOW	22.41	24
5	20775	2502.5	Q16	1	LOW	22.14	23.34
5	20775	2502.5	Q16	1	MID	21.55	23.53
5	20775	2502.5	Q16	1	HIGH	22.1	24.39
5	20775	2502.5	Q16	12	LOW	21.46	24.14
5	20775	2502.5	Q16	12	MID	22.68	24.73
5	20775	2502.5	Q16	12	HIGH	22.05	24.77
5	20775	2502.5	Q16	25	LOW	21.26	24.51
5	21425	2567.5	QPSK	1	LOW	22.57	23.77
5	21425	2567.5	QPSK	1	MID	21.13	24.23
5	21425	2567.5	QPSK	1	HIGH	21.68	24.62
5	21425	2567.5	QPSK	12	LOW	21.96	23.59
5	21425	2567.5	QPSK	12	MID	21.19	24.69
5	21425	2567.5	QPSK	12	HIGH	22.71	24.3
5	21425	2567.5	QPSK	25	LOW	21.32	23.03
5	21425	2567.5	Q16	1	LOW	22.99	23.34
5	21425	2567.5	Q16	1	MID	22.17	23.84
5	21425	2567.5	Q16	1	HIGH	21.23	23.97
5	21425	2567.5	Q16	12	LOW	21.78	23.35
5	21425	2567.5	Q16	12	MID	22.25	24.58
5	21425	2567.5	Q16	12	HIGH	21.73	24.21
5	21425	2567.5	Q16	25	LOW	21.55	23.91
5	21100	2535	QPSK	1	LOW	22.04	23.76
5	21100	2535	QPSK	1	MID	22.39	24.52
5	21100	2535	QPSK	1	HIGH	21.24	23.73
5	21100	2535	QPSK	12	LOW	22.75	24.9
5	21100	2535	QPSK	12	MID	21.7	24.41
5	21100	2535	QPSK	12	HIGH	22.79	24.41
5	21100	2535	QPSK	25	LOW	21.28	24.48
5	21100	2535	QPSK	1	LOW	22.26	24.47
5	21100	2535	QPSK	1	MID	21.67	24.16

Bandwidth	UL Channel	Frequency	Modulation	RB	RB	Average (dBm)	Peak (dBm)
				Size	Offset		
5	21100	2535	QPSK	1	HIGH	22.81	24.21
5	21100	2535	QPSK	12	LOW	22.23	24.48
5	21100	2535	QPSK	12	MID	21.74	24.27
5	21100	2535	QPSK	12	HIGH	22.34	24.18
5	21100	2535	QPSK	25	LOW	22.67	24.36
10	20800	2505	QPSK	1	LOW	22.41	23.27
10	20800	2505	QPSK	1	MID	22.08	23.39
10	20800	2505	QPSK	1	HIGH	22.1	24.52
10	20800	2505	QPSK	25	LOW	21.84	23.07
10	20800	2505	QPSK	25	MID	22.73	23.62
10	20800	2505	QPSK	25	HIGH	21.6	23.98
10	20800	2505	QPSK	50	LOW	21.4	23.86
10	20800	2505	Q16	1	LOW	21.46	24.28
10	20800	2505	Q16	1	MID	21.69	23.38
10	20800	2505	Q16	1	HIGH	22.27	23.34
10	20800	2505	Q16	25	LOW	22.58	24.08
10	20800	2505	Q16	25	MID	21.92	24.79
10	20800	2505	Q16	25	HIGH	22.47	24.17
10	20800	2505	Q16	50	LOW	21.09	24.95
10	21400	2565	QPSK	1	LOW	22.1	23.42
10	21400	2565	QPSK	1	MID	22.82	23.37
10	21400	2565	QPSK	1	HIGH	22.62	23.37
10	21400	2565	QPSK	25	LOW	21.26	24.69
10	21400	2565	QPSK	25	MID	21.09	23.55
10	21400	2565	QPSK	25	HIGH	22.21	23.52
10	21400	2565	QPSK	50	LOW	21.6	24.14
10	21400	2565	QPSK	1	LOW	21.74	24.91
10	21400	2565	QPSK	1	MID	22.2	24.3
10	21400	2565	QPSK	1	HIGH	21.56	23.75
10	21400	2565	Q16	25	LOW	21.67	23.05
10	21400	2565	Q16	25	MID	22.28	24.17
10	21400	2565	Q16	25	HIGH	22.68	24.23
10	21400	2565	Q16	50	LOW	21.43	23.96
10	21100	2535	QPSK	1	LOW	22.43	24.21
10	21100	2535	QPSK	1	MID	21.77	23.84
10	21100	2535	QPSK	1	HIGH	22.81	24.21
10	21100	2535	QPSK	25	LOW	22.23	24.48
10	21100	2535	QPSK	25	MID	21.74	24.27

Bandwidth	UL Channel	Frequency	Modulation	RB	RB	Average (dBm)	Peak (dBm)
				Size	Offset		
10	21100	2535	QPSK	25	HIGH	22.5	23.27
10	21100	2535	QPSK	50	LOW	21.48	24.5
10	21100	2535	QPSK	1	LOW	21.01	23.7
10	21100	2535	QPSK	1	MID	21.24	23.62
10	21100	2535	QPSK	1	HIGH	22.59	24.34
10	21100	2535	Q16	25	LOW	21.68	24.8
10	21100	2535	Q16	25	MID	22.23	23.65
10	21100	2535	Q16	25	HIGH	22.66	24.48
10	21100	2535	Q16	50	LOW	21.99	24.39
15	20825	2507.5	QPSK	1	LOW	22.04	24.17
15	20825	2507.5	QPSK	1	MID	22.02	24.7
15	20825	2507.5	QPSK	1	HIGH	22.04	23.9
15	20825	2507.5	QPSK	36	LOW	21.47	24.77
15	20825	2507.5	QPSK	36	MID	21.51	23.54
15	20825	2507.5	QPSK	36	HIGH	21.31	24.85
15	20825	2507.5	QPSK	75	LOW	21.82	24.88
15	20825	2507.5	Q16	1	LOW	22.6	23.31
15	20825	2507.5	Q16	1	MID	21.35	23.94
15	20825	2507.5	Q16	1	HIGH	21.22	24.7
15	20825	2507.5	Q16	36	LOW	21.97	24.41
15	20825	2507.5	Q16	36	MID	22.26	24.52
15	20825	2507.5	Q16	36	HIGH	22.38	23.52
15	20825	2507.5	Q16	75	LOW	21.61	23.1
15	21375	2562.5	QPSK	1	LOW	21.59	24.92
15	21375	2562.5	QPSK	1	MID	21.71	23.58
15	21375	2562.5	QPSK	1	HIGH	21.25	23.69
15	21375	2562.5	QPSK	36	LOW	22.65	23.06
15	21375	2562.5	QPSK	36	MID	22.4	24.91
15	21375	2562.5	QPSK	36	HIGH	21.06	24.19
15	21375	2562.5	QPSK	75	LOW	22.89	23.82
15	21375	2562.5	Q16	1	LOW	21.87	24.06
15	21375	2562.5	Q16	1	MID	21.76	24.06
15	21375	2562.5	Q16	1	HIGH	22.69	23.97
15	21375	2562.5	Q16	36	LOW	22.66	24.06
15	21375	2562.5	Q16	36	MID	22.25	24.4
15	21375	2562.5	Q16	36	HIGH	22.5	23.27
15	21375	2562.5	Q16	75	LOW	21.48	24.5
15	21100	2535	QPSK	1	LOW	21.01	23.7

Bandwidth	UL Channel	Frequency	Modulation	RB	RB	Average (dBm)	Peak (dBm)
				Size	Offset		
15	21100	2535	QPSK	1	MID	22.89	23.46
15	21100	2535	QPSK	1	HIGH	22.71	23.27
15	21100	2535	QPSK	36	LOW	22.74	23.47
15	21100	2535	QPSK	36	MID	21.57	24.65
15	21100	2535	QPSK	36	HIGH	22.93	23.62
15	21100	2535	QPSK	75	LOW	22.09	23.93
15	21100	2535	Q16	1	LOW	21.54	24.41
15	21100	2535	Q16	1	MID	22.46	24.58
15	21100	2535	Q16	1	HIGH	22.87	23.32
15	21100	2535	Q16	36	LOW	22.61	23.79
15	21100	2535	Q16	36	MID	22.54	23.54
15	21100	2535	Q16	36	HIGH	21.25	23.77
15	21100	2535	Q16	75	LOW	22.13	23.52
20	20850	2510	QPSK	1	LOW	21.35	24.24
20	20850	2510	QPSK	1	MID	21.55	23.11
20	20850	2510	QPSK	1	HIGH	22.03	23.9
20	20850	2510	QPSK	50	LOW	22.2	24.46
20	20850	2510	QPSK	50	MID	22.98	24.9
20	20850	2510	QPSK	50	HIGH	21.1	24.04
20	20850	2510	QPSK	100	LOW	22.32	23.98
20	20850	2510	Q16	1	LOW	22.33	23.01
20	20850	2510	Q16	1	MID	21.49	24.9
20	20850	2510	Q16	1	HIGH	21.99	24.52
20	20850	2510	Q16	50	LOW	21.92	24.61
20	20850	2510	Q16	50	MID	21.65	24.04
20	20850	2510	Q16	50	HIGH	21.07	24.34
20	20850	2510	Q16	100	LOW	21.23	23.5
20	21350	2560	QPSK	1	LOW	21.13	24.21
20	21350	2560	QPSK	1	MID	22.12	24.73
20	21350	2560	QPSK	1	HIGH	21.46	23.26
20	21350	2560	QPSK	50	LOW	21.22	24.89
20	21350	2560	QPSK	50	MID	22.75	24.35
20	21350	2560	QPSK	50	HIGH	22.55	23.38
20	21350	2560	QPSK	100	LOW	22.62	23.65
20	21350	2560	Q16	1	LOW	21.54	23.64
20	21350	2560	Q16	1	MID	22.89	23.46
20	21350	2560	Q16	1	HIGH	22.71	23.27
20	21350	2560	Q16	50	LOW	22.74	23.47

Bandwidth	UL Channel	Frequency	Modulation	RB	RB	Average (dBm)	Peak (dBm)
				Size	Offset		
20	21350	2560	Q16	50	MID	22.67	24.88
20	21350	2560	Q16	50	HIGH	22.66	23.89
20	21350	2560	Q16	100	LOW	22.13	23.95
20	21100	2535	QPSK	1	LOW	22.39	24.7
20	21100	2535	QPSK	1	MID	21.96	24.06
20	21100	2535	QPSK	1	HIGH	21.87	24.53
20	21100	2535	QPSK	50	LOW	21.68	24.2
20	21100	2535	QPSK	50	MID	21.18	24.84
20	21100	2535	QPSK	50	HIGH	21.59	24.48
20	21100	2535	QPSK	100	LOW	21.8	24.65
20	21100	2535	Q16	1	LOW	22.16	23.07
20	21100	2535	Q16	1	MID	21.16	23.34
20	21100	2535	Q16	1	HIGH	21.1	25.03
20	21100	2535	Q16	50	LOW	22.15	23.92
20	21100	2535	Q16	50	MID	21.58	23.94
20	21100	2535	Q16	50	HIGH	22.53	24.79
20	21100	2535	Q16	100	LOW	21.28	23.84

7 SPURIOUS EMISSION (Conducted and Radiated)

7.1 Measurement Result (Pre-measurement)

GSM850:

Test Channel	BW(MHz)	UL Channel	Frequency(MHz)	Judgment
Low Range	0.2	128	824.2	Pass
Middle Range	0.2	190	836.6	Pass
High Range	0.2	251	848.8	Pass

PCS 1900:

Test Channel	BW(MHz)	UL Channel	Frequency(MHz)	Judgment
Low Range	0.2	512	1850.2	Pass
Middle Range	0.2	661	1880.0	Pass
High Range	0.2	810	1909.8	Pass

UTRA BANDS

BAND 2:

Test Channel	BW(MHz)	UL Channel	Frequency(MHz)	Judgment
Low Range	5	9262	1852.4	Pass
Middle Range	5	9400	1880.0	Pass
High Range	5	9538	1907.6	Pass

BAND 4:

Test Channel	BW(MHz)	UL Channel	Frequency(MHz)	Judgment
Low Range	5	1312	1712.4	Pass
Middle Range	5	1413	1732.6	Pass
High Range	5	1513	1752.6	Pass

BAND 5:

Test Channel	BW(MHz)	UL Channel	Frequency(MHz)	Judgment
Low Range	5	4132	826.4	Pass
Middle Range	5	4182	836.4	Pass
High Range	5	4233	846.6	Pass

E-UTRA BANDS**BAND 2:**

Bandwidth	UL Channel	Frequency	Modulation	RB Size	RB Offset	Judgement
1.4	18607	1850.7	QPSK	6	LOW	Pass
1.4	18607	1850.7	Q16	6	LOW	Pass
1.4	18900	1880	QPSK	6	LOW	Pass
1.4	18900	1880	Q16	6	LOW	Pass
1.4	19193	1909.3	QPSK	6	LOW	Pass
1.4	19193	1909.3	Q16	6	LOW	Pass
3	18615	1851.5	QPSK	15	LOW	Pass
3	18615	1851.5	Q16	15	LOW	Pass
3	18900	1880	QPSK	15	LOW	Pass
3	18900	1880	Q16	15	LOW	Pass
3	19185	1908.5	QPSK	15	LOW	Pass
3	19185	1908.5	Q16	15	LOW	Pass
5	18625	1852.5	QPSK	25	LOW	Pass
5	18625	1852.5	Q16	25	LOW	Pass
5	18900	1880	QPSK	25	LOW	Pass
5	18900	1880	Q16	25	LOW	Pass
5	19175	1907.5	QPSK	25	LOW	Pass
5	19175	1907.5	Q16	25	LOW	Pass
10	18650	1855	QPSK	50	LOW	Pass
10	18650	1855	Q16	50	LOW	Pass
10	18900	1880	QPSK	50	LOW	Pass
10	18900	1880	Q16	50	LOW	Pass
10	19150	1905	QPSK	50	LOW	Pass
10	19150	1905	Q16	50	LOW	Pass
15	18675	1857.5	QPSK	75	LOW	Pass
15	18675	1857.5	Q16	75	LOW	Pass
15	18900	1880	QPSK	75	LOW	Pass
15	18900	1880	Q16	75	LOW	Pass
15	19125	1902.5	QPSK	75	LOW	Pass
15	19125	1902.5	Q16	75	LOW	Pass
20	18700	1860	QPSK	100	LOW	Pass
20	18700	1860	Q16	100	LOW	Pass
20	18900	1880	QPSK	100	LOW	Pass
20	18900	1880	Q16	100	LOW	Pass
20	19100	1900	QPSK	100	LOW	Pass

Bandwidth	UL Channel	Frequency	Modulation	RB Size	RB Offset	Judgement
20	19100	1900	Q16	100	LOW	Pass

BAND 4:

Bandwidth	UL Channel	Frequency	Modulation	RB Size	RB Offset	Judgement
1.4	19957	1710.7	QPSK	6	LOW	Pass
1.4	19957	1710.7	Q16	6	LOW	Pass
1.4	20393	1754.3	QPSK	6	LOW	Pass
1.4	20393	1754.3	Q16	6	LOW	Pass
1.4	20175	1732.5	QPSK	6	LOW	Pass
1.4	20175	1732.5	Q16	6	LOW	Pass
3	19965	1711.5	QPSK	15	LOW	Pass
3	19965	1711.5	Q16	15	LOW	Pass
3	20385	1753.5	QPSK	15	LOW	Pass
3	20385	1753.5	Q16	15	LOW	Pass
3	20175	1732.5	QPSK	15	LOW	Pass
3	20175	1732.5	Q16	15	LOW	Pass
5	19975	1712.5	QPSK	25	LOW	Pass
5	19975	1712.5	Q16	25	LOW	Pass
5	20375	1752.5	QPSK	25	LOW	Pass
5	20375	1752.5	Q16	25	LOW	Pass
5	20175	1732.5	QPSK	25	LOW	Pass
5	20175	1732.5	Q16	25	LOW	Pass
10	20000	1715	QPSK	50	LOW	Pass
10	20000	1715	Q16	50	LOW	Pass
10	20350	1750	QPSK	50	LOW	Pass
10	20350	1750	Q16	50	LOW	Pass
10	20175	1732.5	QPSK	50	LOW	Pass
10	20175	1732.5	Q16	50	LOW	Pass
15	20025	1717.5	QPSK	75	LOW	Pass
15	20025	1717.5	Q16	75	LOW	Pass
15	20325	1747.5	QPSK	75	LOW	Pass
15	20325	1747.5	Q16	75	LOW	Pass
15	20175	1732.5	QPSK	75	LOW	Pass
15	20175	1732.5	Q16	75	LOW	Pass
20	20050	1720	QPSK	100	LOW	Pass
20	20050	1720	Q16	100	LOW	Pass
20	20300	1745	QPSK	100	LOW	Pass

Bandwidth	UL Channel	Frequency	Modulation	RB Size	RB Offset	Judgement
20	20300	1745	Q16	100	LOW	Pass
20	20175	1732.5	QPSK	100	LOW	Pass
20	20175	1732.5	Q16	100	LOW	Pass

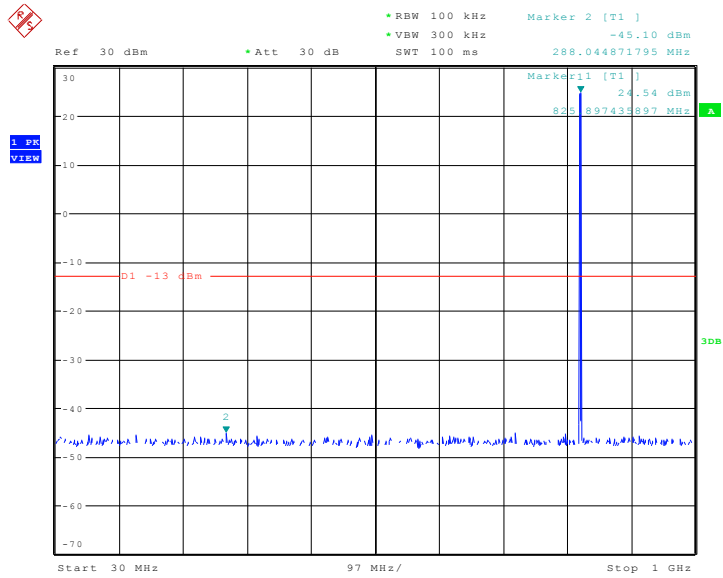
BAND 7:

Bandwidth	UL Channel	Frequency	Modulation	RB Size	RB Offset	Judgement
5	20775	2502.5	QPSK	25	LOW	Pass
5	20775	2502.5	Q16	25	LOW	Pass
5	21425	2567.5	QPSK	25	LOW	Pass
5	21425	2567.5	Q16	25	LOW	Pass
5	21100	2535	QPSK	25	LOW	Pass
5	21100	2535	QPSK	25	LOW	Pass
10	20800	2505	QPSK	50	LOW	Pass
10	20800	2505	Q16	50	LOW	Pass
10	21400	2565	QPSK	50	LOW	Pass
10	21400	2565	Q16	50	LOW	Pass
10	21100	2535	QPSK	50	LOW	Pass
10	21100	2535	Q16	50	LOW	Pass
15	20825	2507.5	QPSK	75	LOW	Pass
15	20825	2507.5	Q16	75	LOW	Pass
15	21375	2562.5	QPSK	75	LOW	Pass
15	21375	2562.5	Q16	75	LOW	Pass
15	21100	2535	QPSK	75	LOW	Pass
15	21100	2535	Q16	75	LOW	Pass
20	20850	2510	QPSK	100	LOW	Pass
20	20850	2510	Q16	100	LOW	Pass
20	21350	2560	QPSK	100	LOW	Pass
20	21350	2560	Q16	100	LOW	Pass
20	21100	2535	QPSK	100	LOW	Pass
20	21100	2535	Q16	100	LOW	Pass

7.2 Test Plot(s)

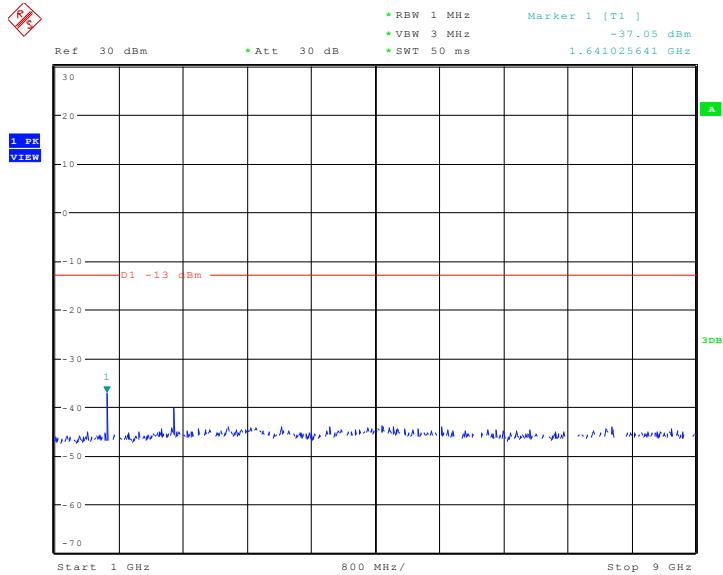
7.2.1 Conducted method

CONDUCTED EMISSION IN GSM850 BAND Conducted Emission Transmitting Mode CH 128 30MHz – 1GHz



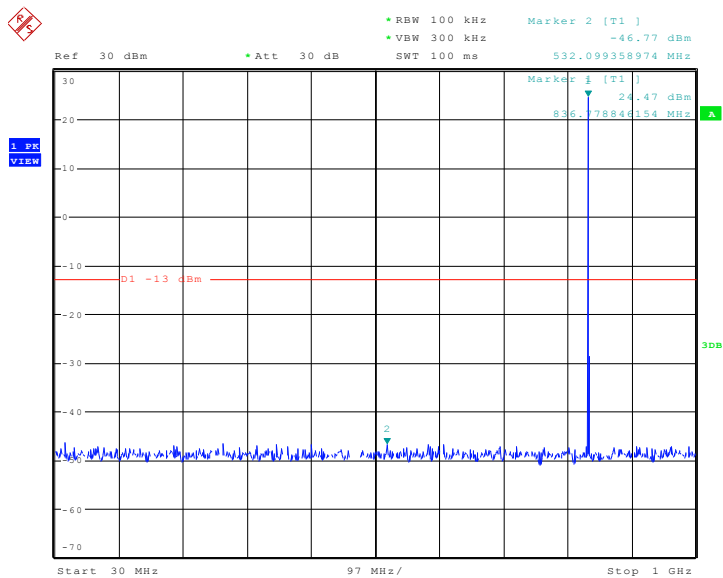
Date: 10.SEP.2016 14:01:41

Conducted Emission Transmitting Mode CH 128 1GHz – 9GHz



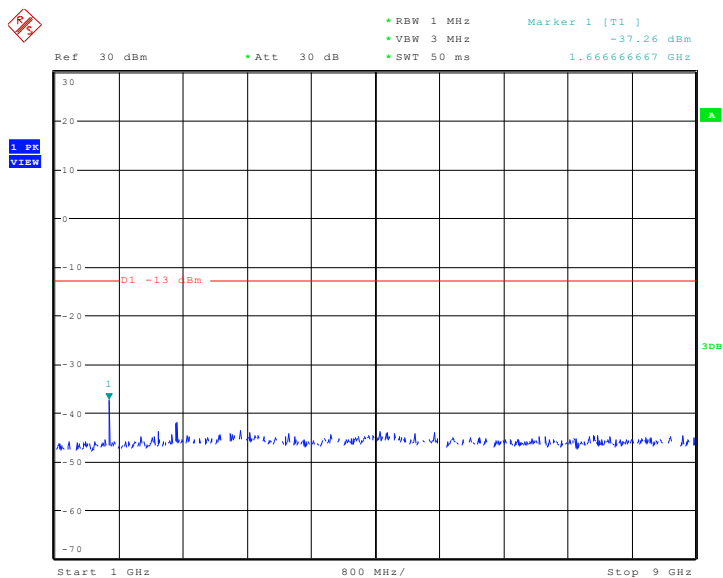
Date: 10.SEP.2016 14:08:09

Conducted Emission Transmitting Mode CH 190 30MHz – 1GHz



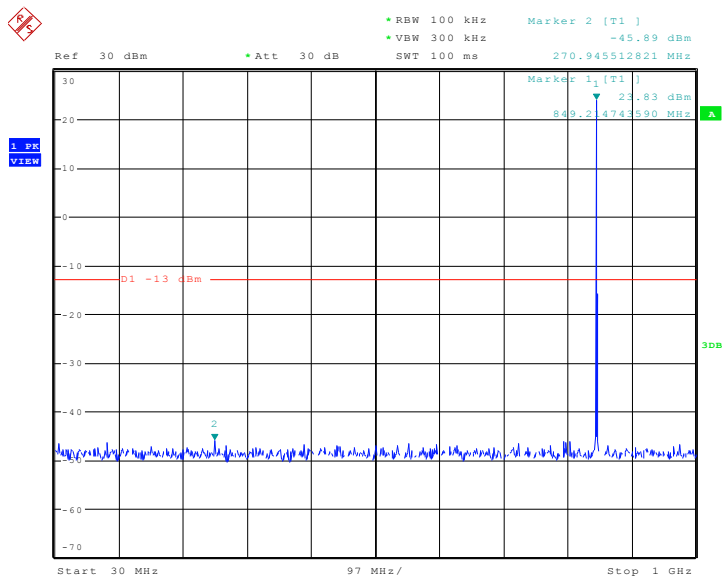
Date: 10.SEP.2016 14:04:49

Conducted Emission Transmitting Mode CH 190 1GHz – 9GHz



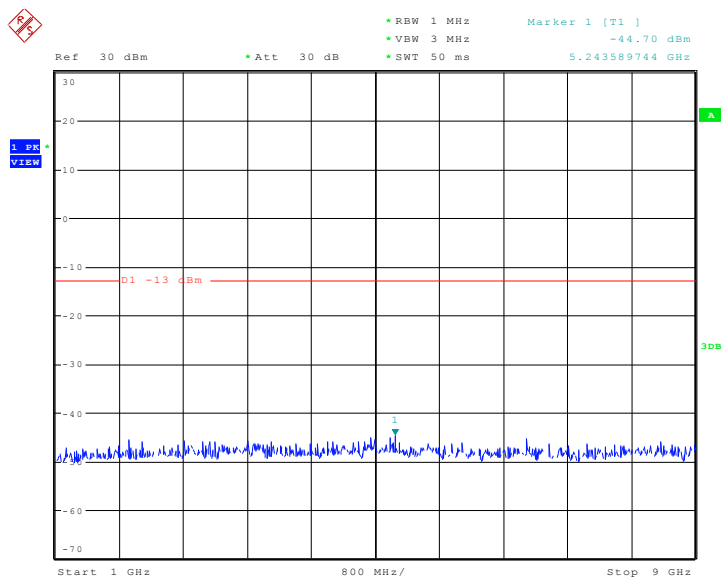
Date: 10.SEP.2016 14:09:39

Conducted Emission Transmitting Mode CH 251 30MHz – 1GHz



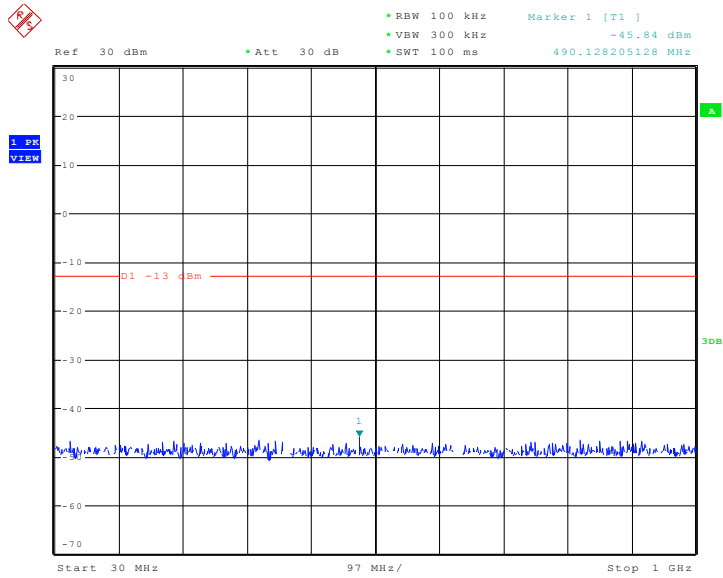
Date: 10.SEP.2016 14:05:53

Conducted Emission Transmitting Mode CH 251 1GHz – 9GHz



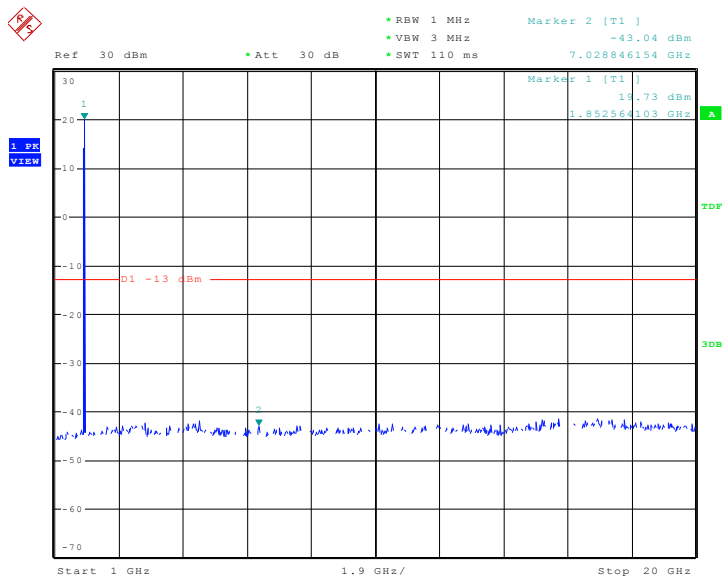
Date: 12.SEP.2016 15:17:11

CONDUCTED EMISSION IN PCS1900 BAND Conducted Emission Transmitting Mode CH 512 30MHz – 1GHz



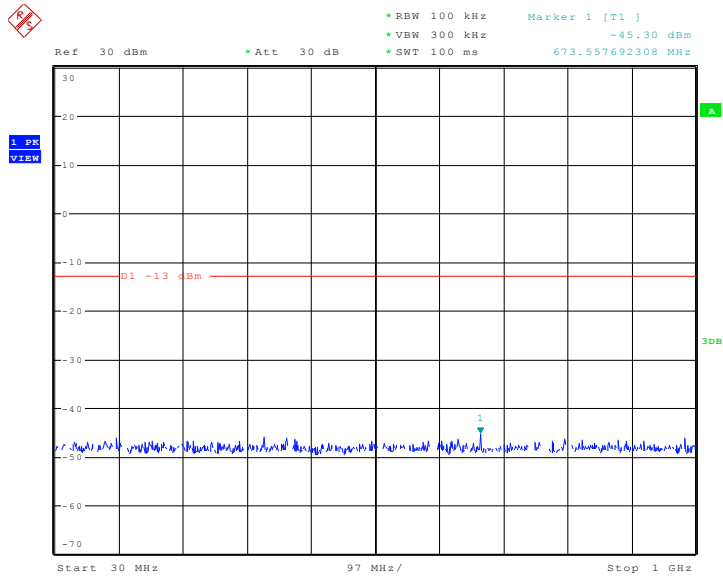
Date: 10.SEP.2016 14:32:11

Conducted Emission Transmitting Mode CH 512 1GHz – 20GHz



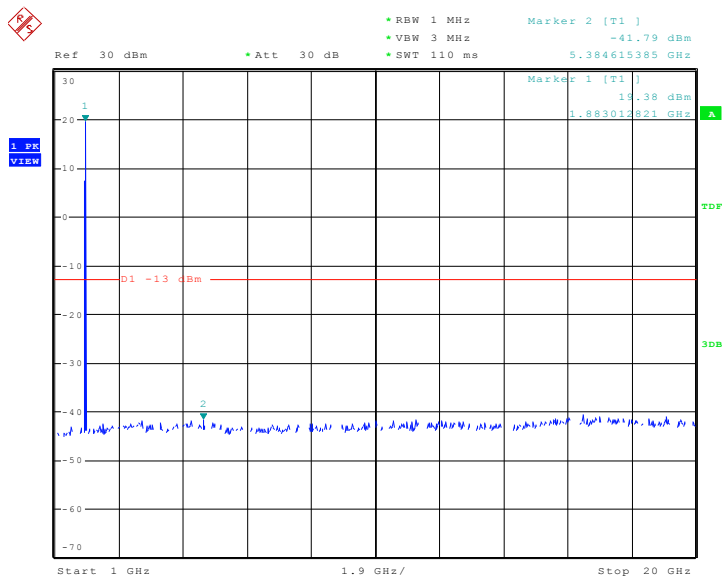
Date: 10.SEP.2016 14:42:55

Conducted Emission Transmitting Mode CH 661 30MHz – 1GHz



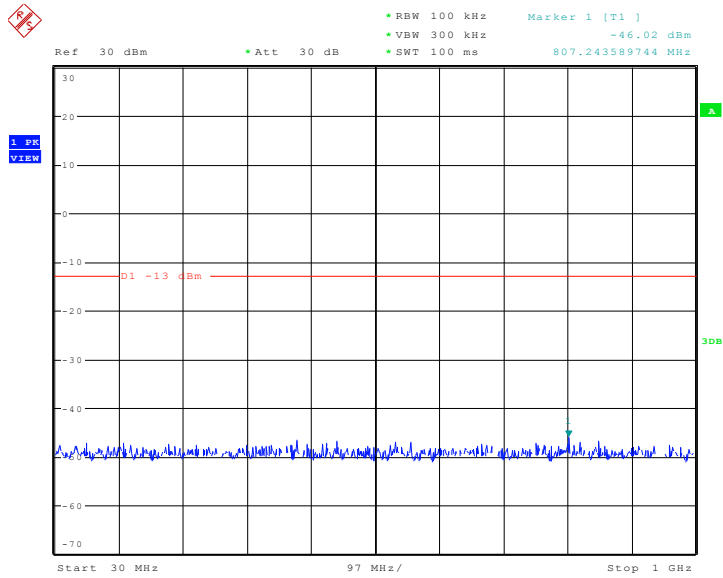
Date: 10.SEP.2016 14:34:51

Conducted Emission Transmitting Mode CH 661 1GHz – 20GHz



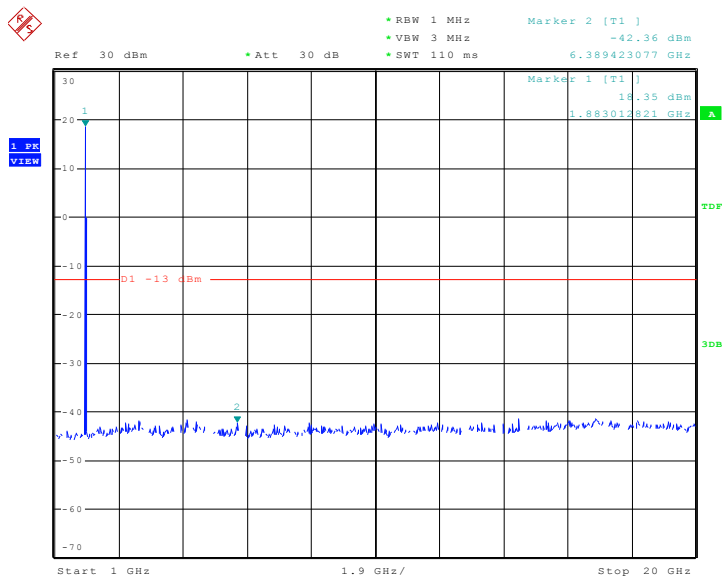
Date: 10.SEP.2016 14:46:01

Conducted Emission Transmitting Mode CH 810 30MHz – 1GHz



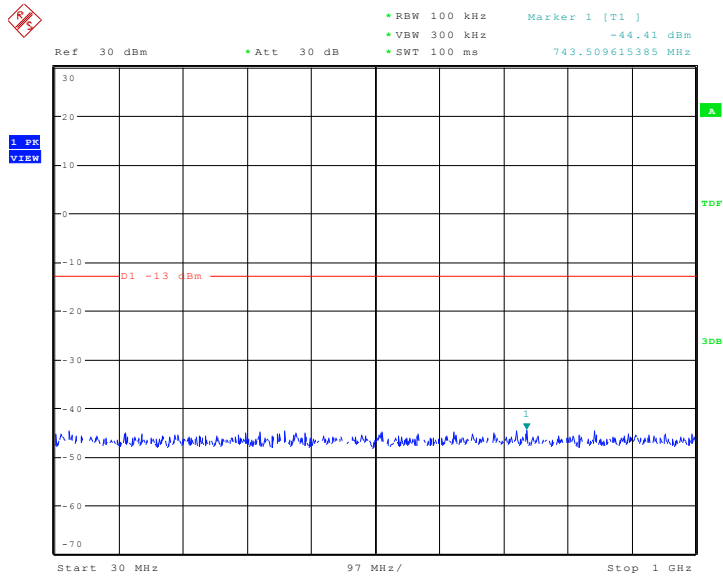
Date: 10.SEP.2016 14:35:57

Conducted Emission Transmitting Mode CH 810 1GHz – 20GHz



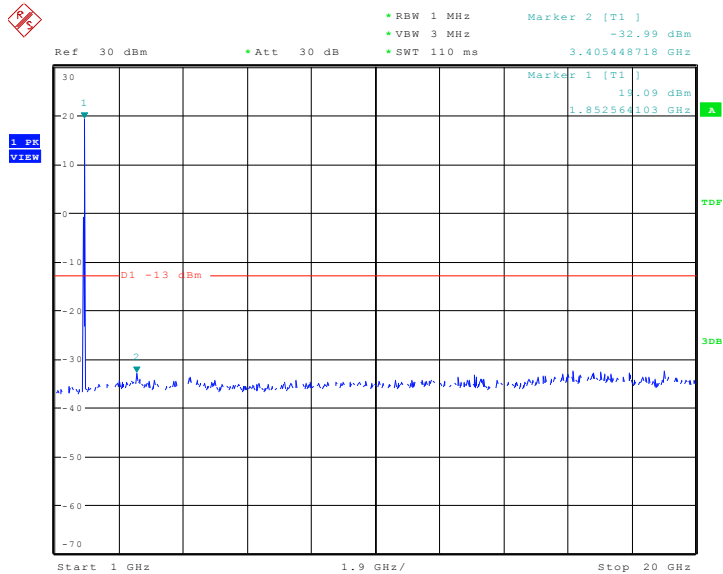
Date: 10.SEP.2016 14:49:24

CONDUCTED EMISSION IN WCDMA Band II Conducted Emission Transmitting Mode CH 9262 30MHz – 1GHz



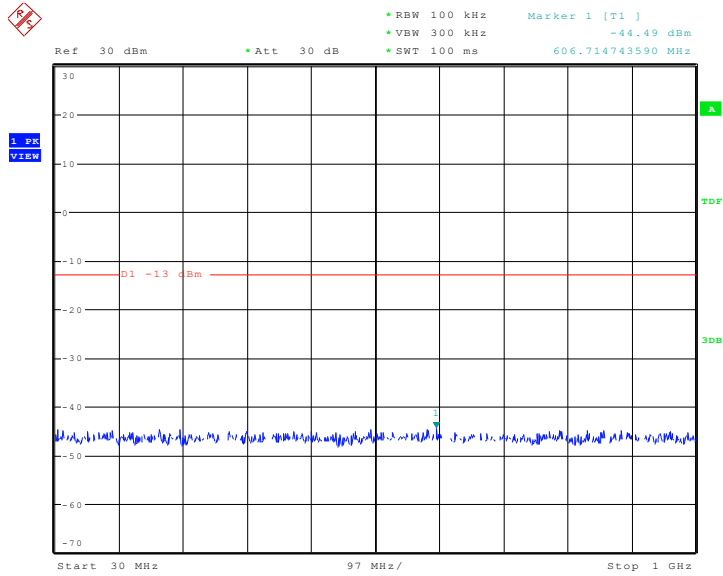
Date: 10.SEP.2016 15:53:18

Conducted Emission Transmitting Mode CH 9262 1GHz – 20GHz



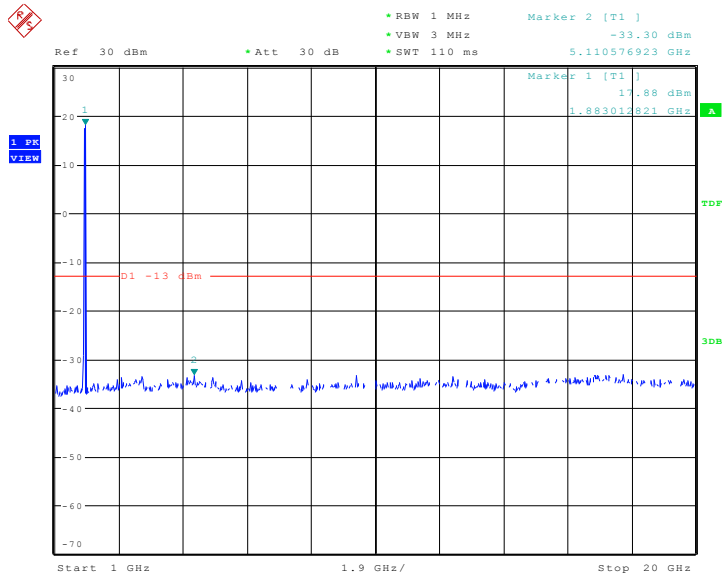
Date: 10.SEP.2016 16:25:51

Conducted Emission Transmitting Mode CH 9400 30MHz – 1GHz



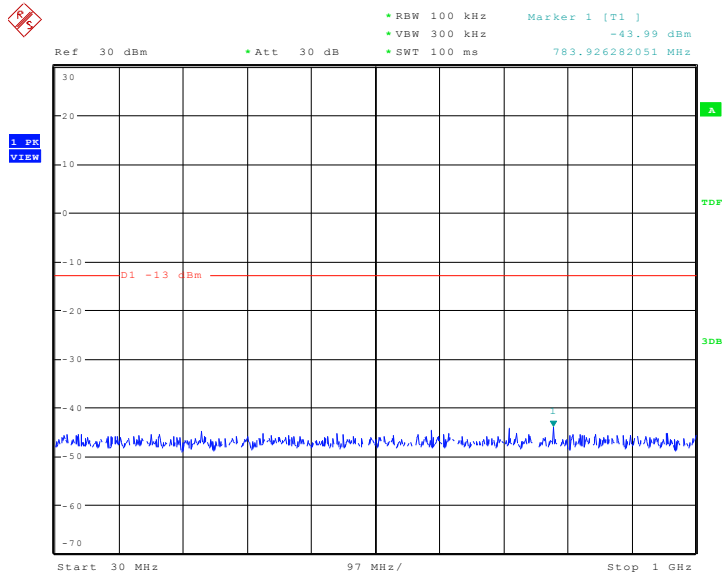
Date: 10.SEP.2016 15:58:01

Conducted Emission Transmitting Mode CH 9400 1GHz – 20GHz



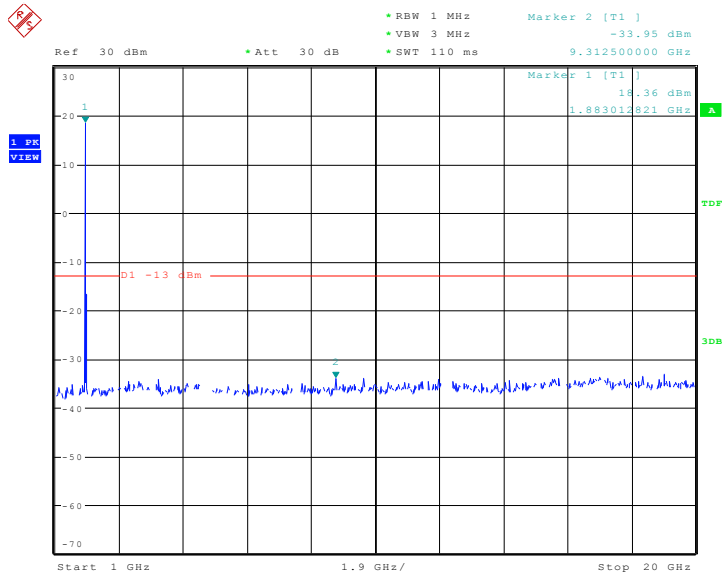
Date: 10.SEP.2016 16:27:04

Conducted Emission Transmitting Mode CH 9538 30MHz – 1GHz



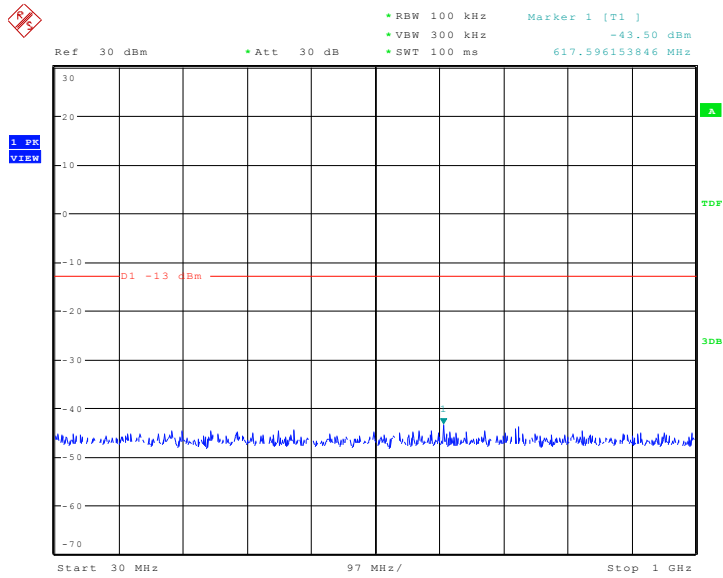
Date: 10.SEP.2016 15:56:04

Conducted Emission Transmitting Mode CH 9538 1GHz – 20GHz



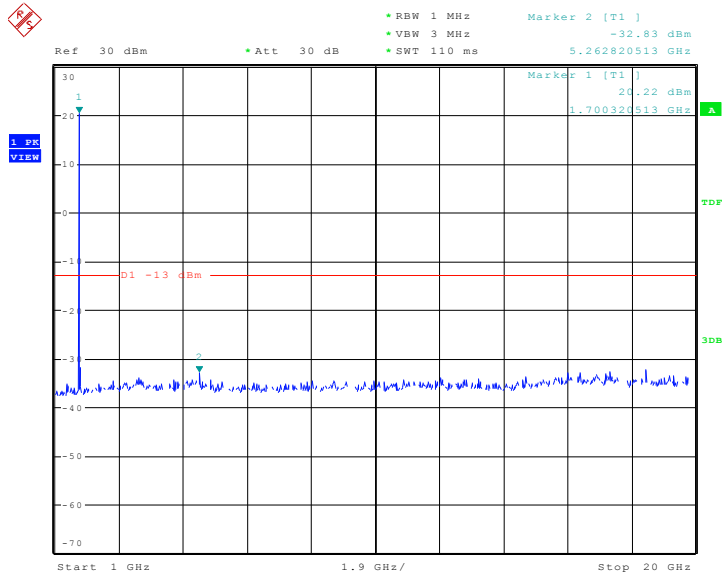
Date: 10.SEP.2016 16:28:24

CONDUCTED EMISSION IN WCDMA Band IV Conducted Emission Transmitting Mode CH 1312 30MHz – 1GHz



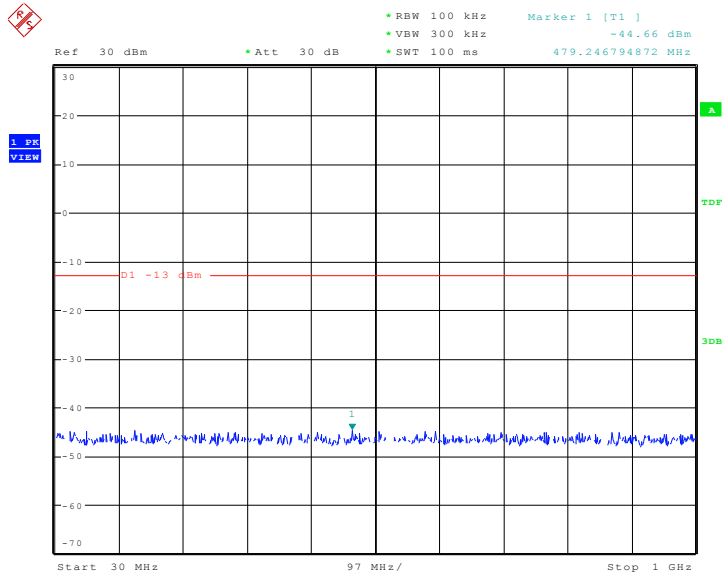
Date: 10.SEP.2016 16:00:04

Conducted Emission Transmitting Mode CH 1312 1GHz – 20GHz



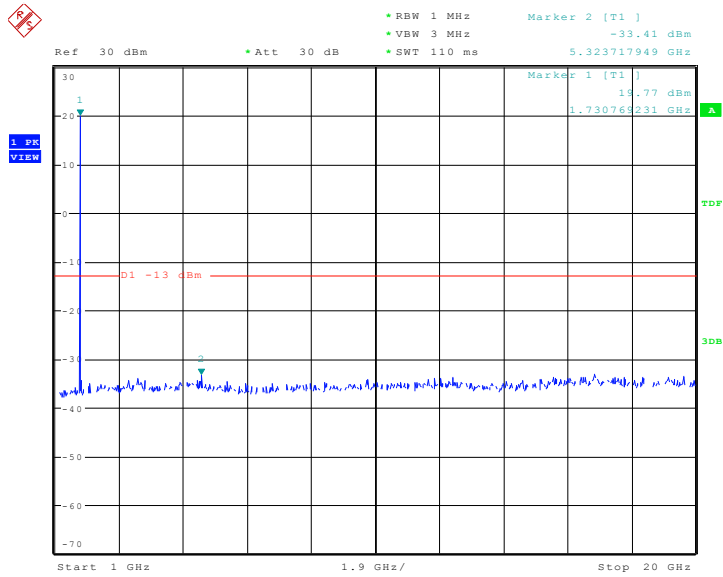
Date: 10.SEP.2016 16:23:07

Conducted Emission Transmitting Mode CH 1413 30MHz – 1GHz



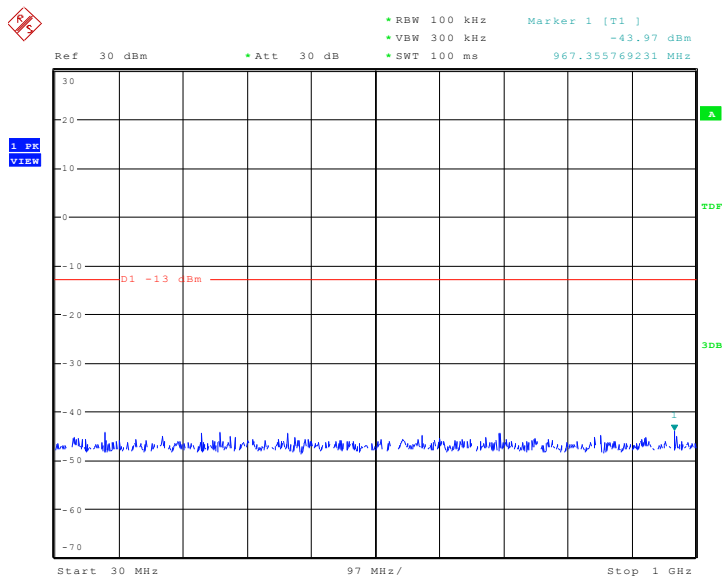
Date: 10.SEP.2016 16:00:55

Conducted Emission Transmitting Mode CH 1413 1GHz – 20GHz



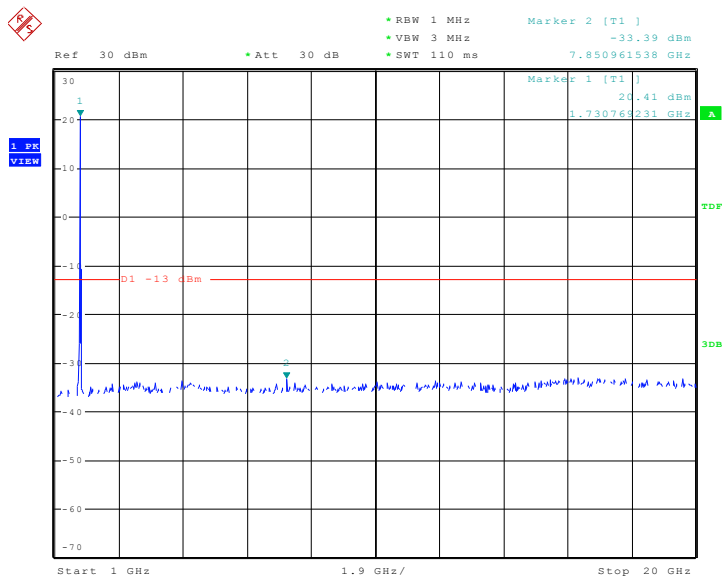
Date: 10.SEP.2016 16:21:32

Conducted Emission Transmitting Mode CH 1513 30MHz – 1GHz



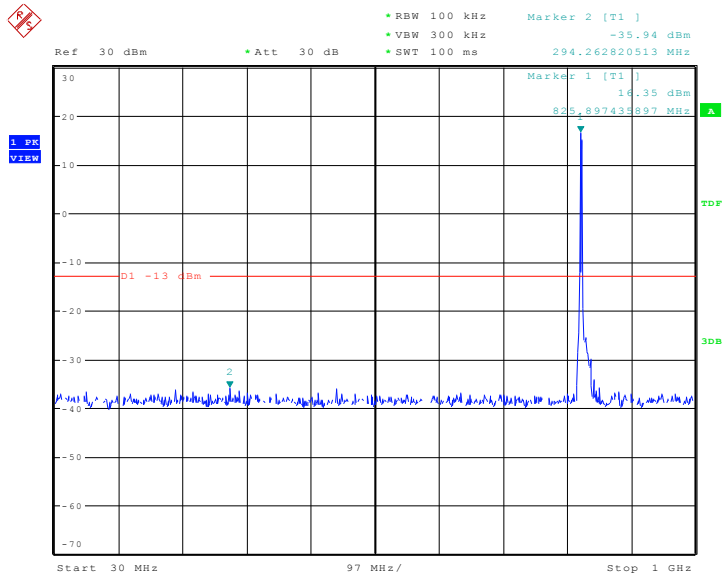
Date: 10.SEP.2016 16:01:40

Conducted Emission Transmitting Mode CH 1513 1GHz – 20GHz



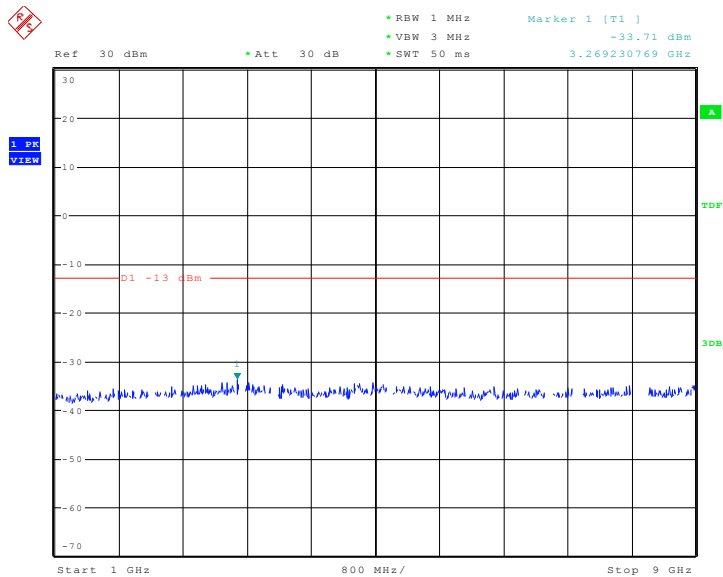
Date: 10.SEP.2016 16:17:59

CONDUCTED EMISSION IN WCDMA Band V Conducted Emission Transmitting Mode CH 4132 30MHz – 1GHz



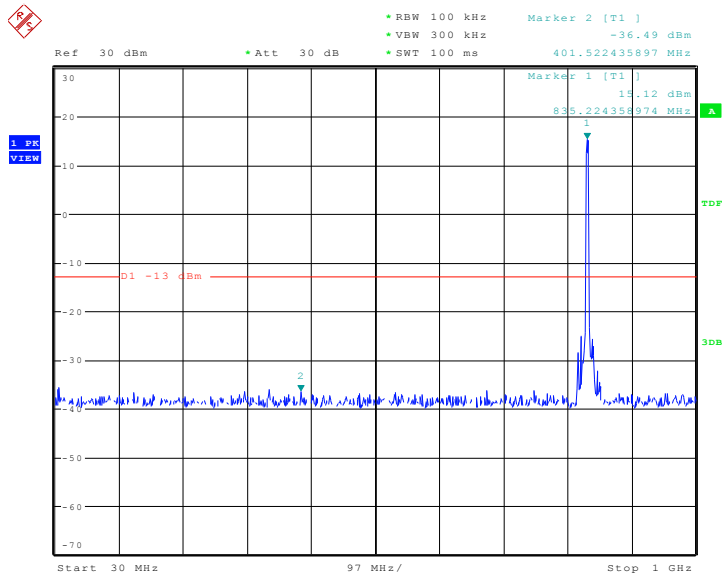
Date: 10.SEP.2016 16:03:45

Conducted Emission Transmitting Mode CH 4132 1GHz – 9GHz



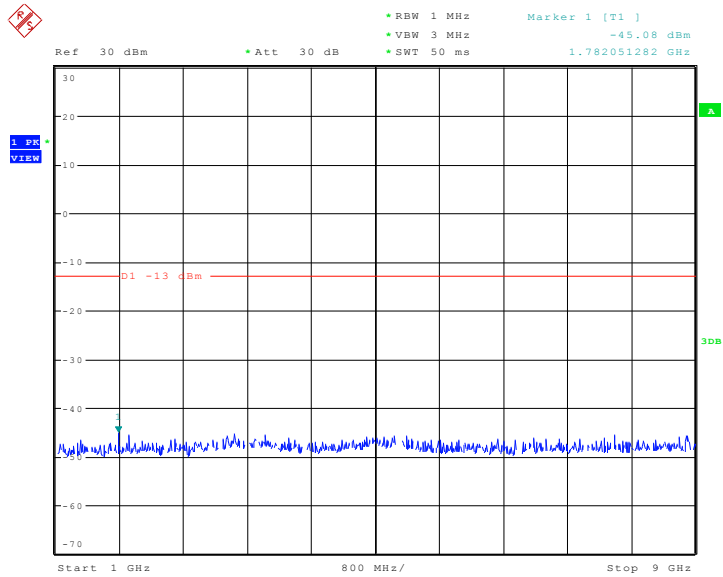
Date: 10.SEP.2016 16:08:41

Conducted Emission Transmitting Mode CH 4182 30MHz – 1GHz



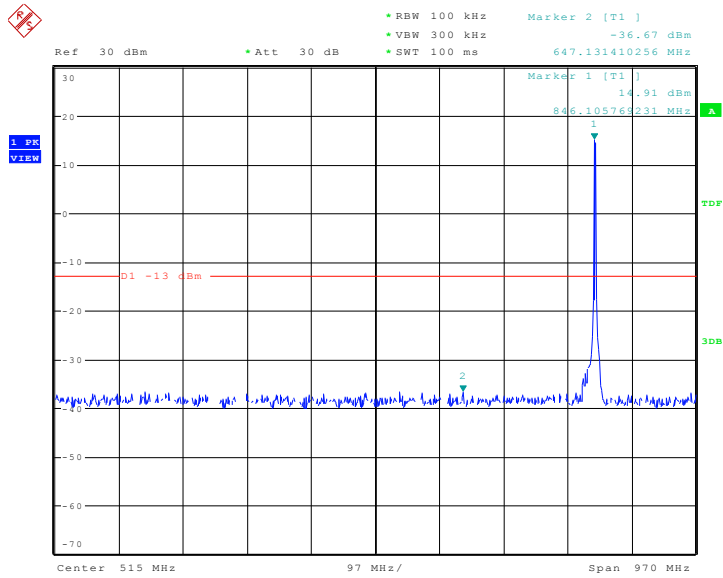
Date: 10.SEP.2016 16:04:47

Conducted Emission Transmitting Mode CH 4182 1GHz – 9GHz



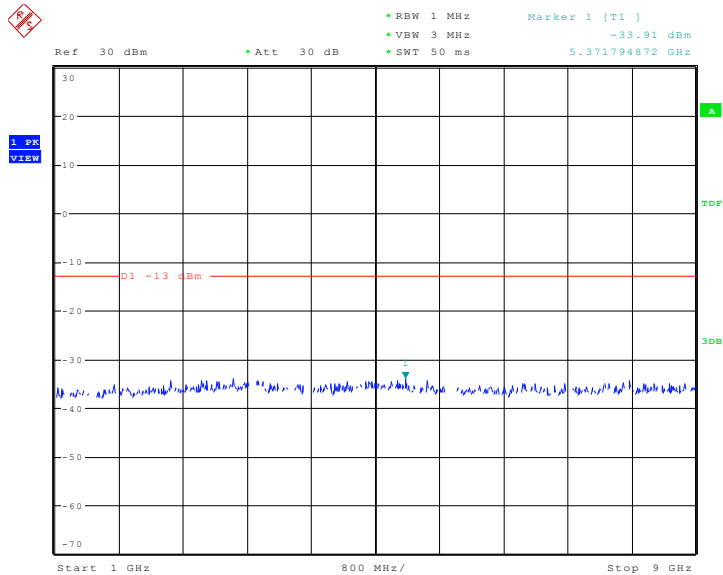
Date: 12.SEP.2016 15:24:41

Conducted Emission Transmitting Mode CH 4233 30MHz – 1GHz



Date: 10.SEP.2016 16:05:34

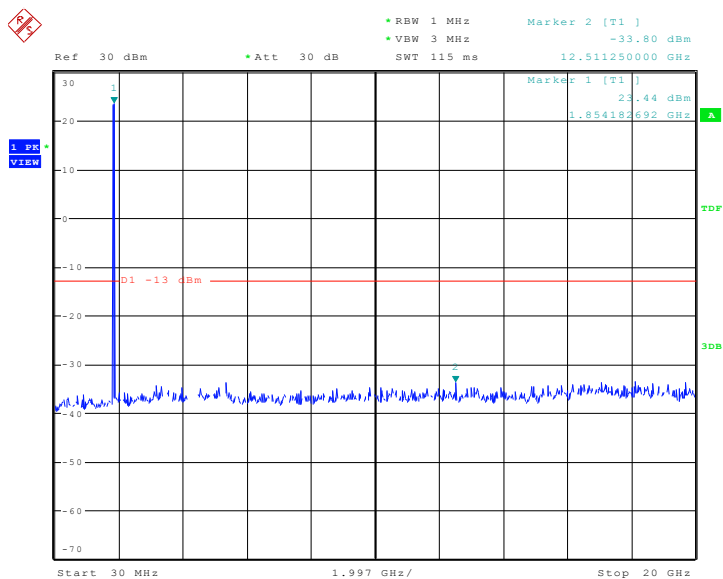
Conducted Emission Transmitting Mode CH 4233 1GHz – 9GHz



Date: 10.SEP.2016 16:07:11

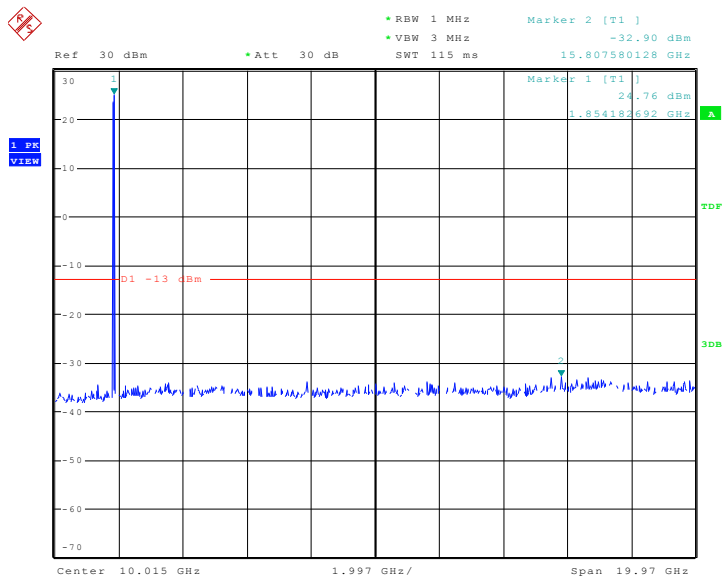
BAND 2@Conducted Spurious Emission

BW1.4MHz-1850.7MHz,QPSK-6RB_LOW@Pass



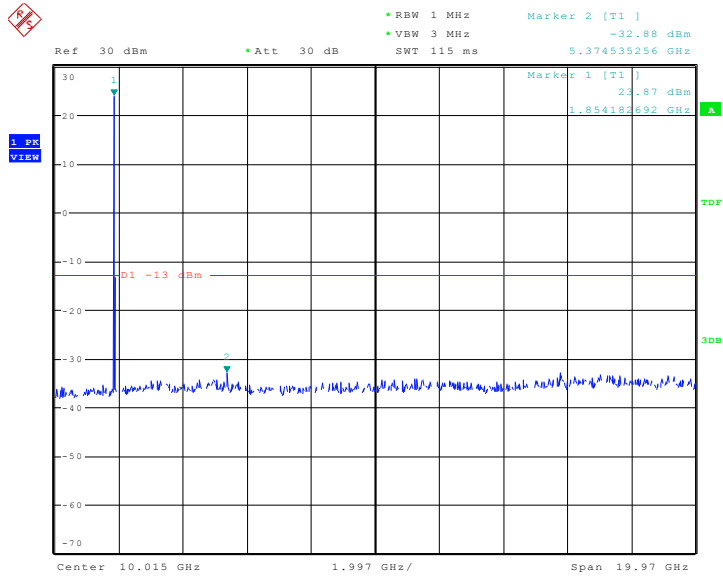
Date: 21.SEP.2016 13:47:36

BW1.4MHz-1850.7MHz,Q16-6RB_LOW@Pass



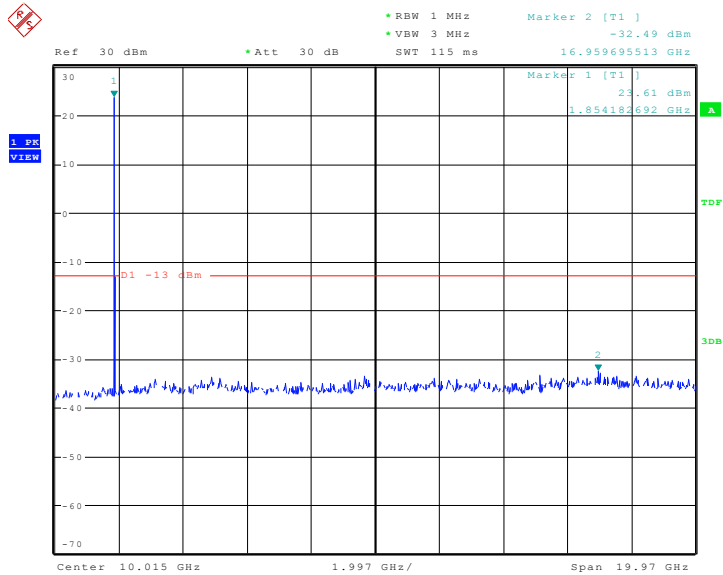
Date: 21.SEP.2016 13:49:09

BW1.4MHz-1880MHz,QPSK-6RB_LOW@Pass



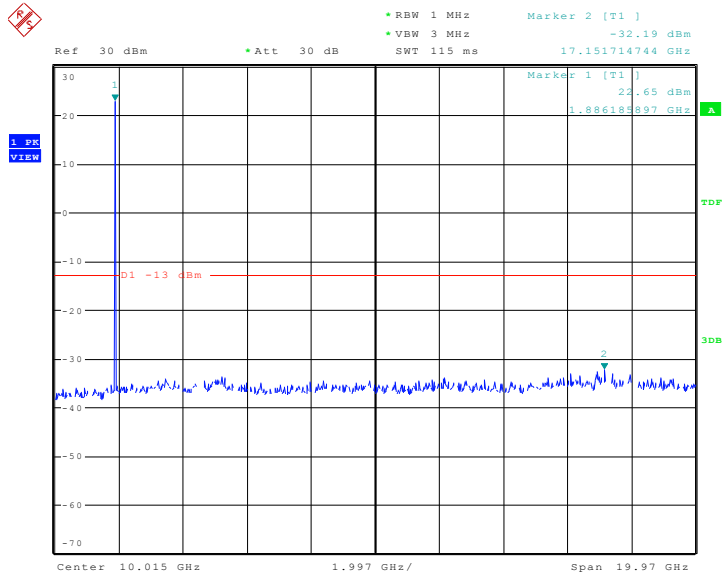
Date: 21.SEP.2016 13:50:12

BW1.4MHz-1880MHz,Q16-6RB_LOW@Pass



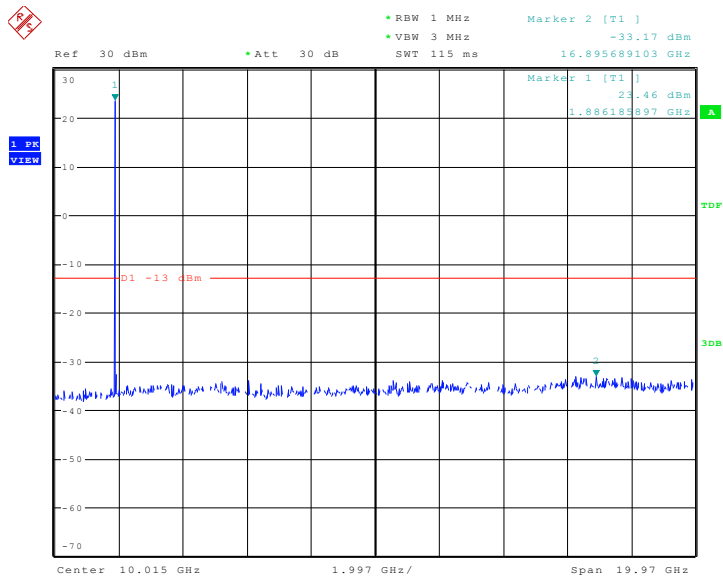
Date: 21.SEP.2016 13:51:22

BW1.4MHz-1909.3MHz,QPSK-6RB_LOW@Pass



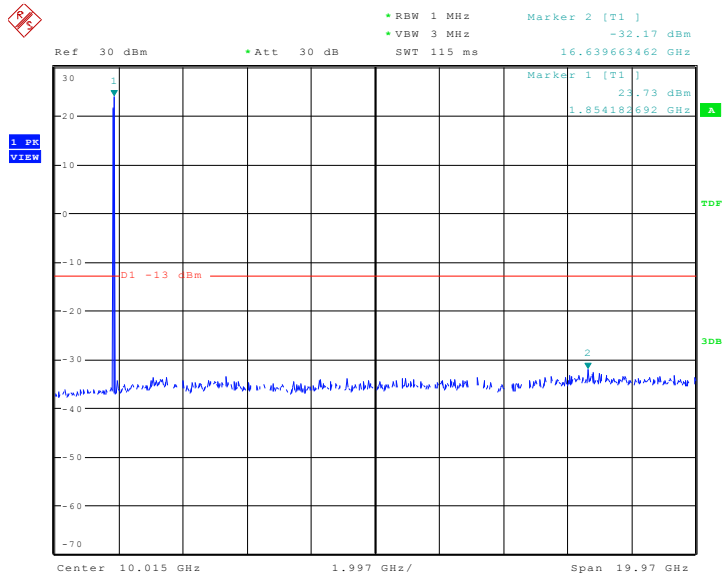
Date: 21.SEP.2016 13:53:19

BW1.4MHz-1909.3MHz,Q16-6RB_LOW@Pass



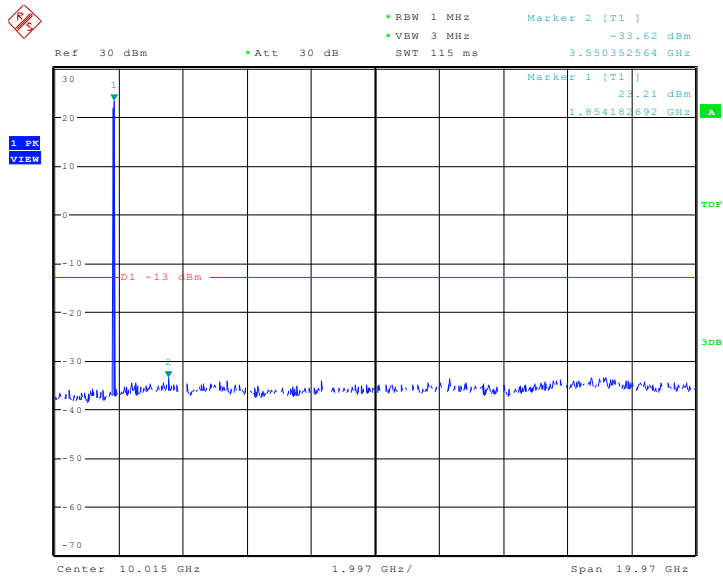
Date: 21.SEP.2016 13:54:16

BW3MHz-1851.5MHz,QPSK-15RB_LOW@Pass



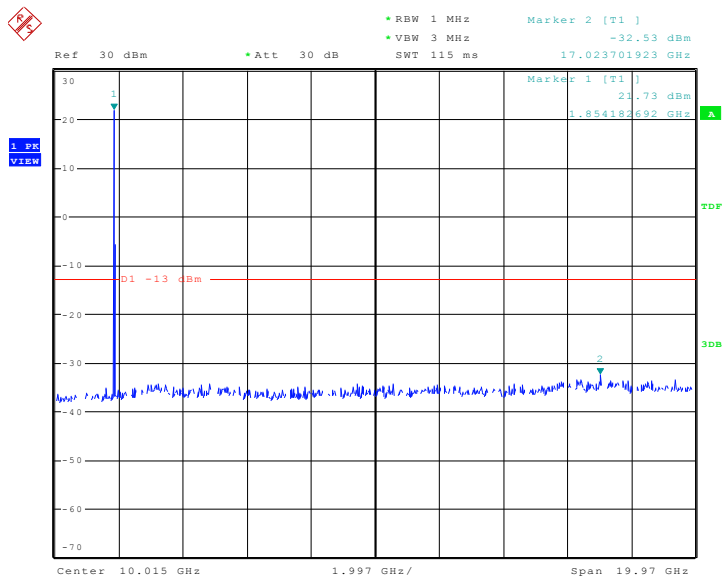
Date: 21.SEP.2016 13:56:18

BW3MHz-1851.5MHz,Q16-15RB_LOW@Pass



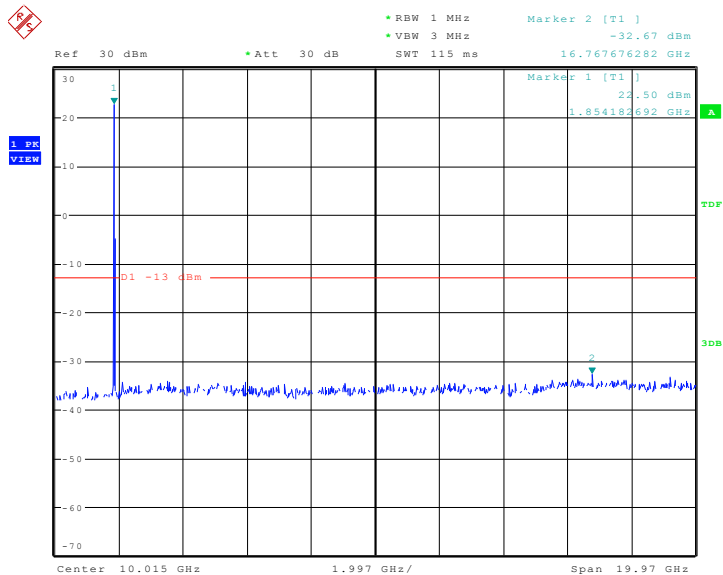
Date: 21.SEP.2016 13:57:39

BW3MHz-1880MHz,QPSK-15RB_LOW@Pass



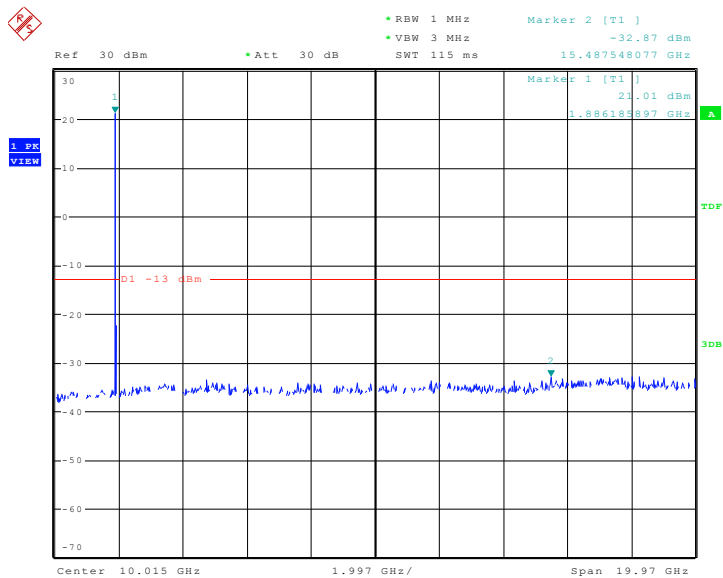
Date: 21.SEP.2016 13:59:26

BW3MHz-1880MHz,Q16-15RB_LOW@Pass



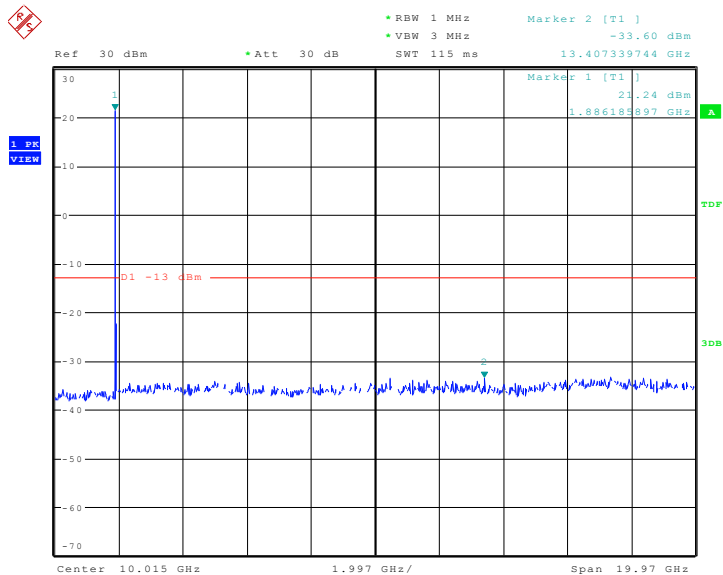
Date: 21.SEP.2016 14:00:23

BW3MHz-1908.5MHz,QPSK-15RB_LOW@Pass



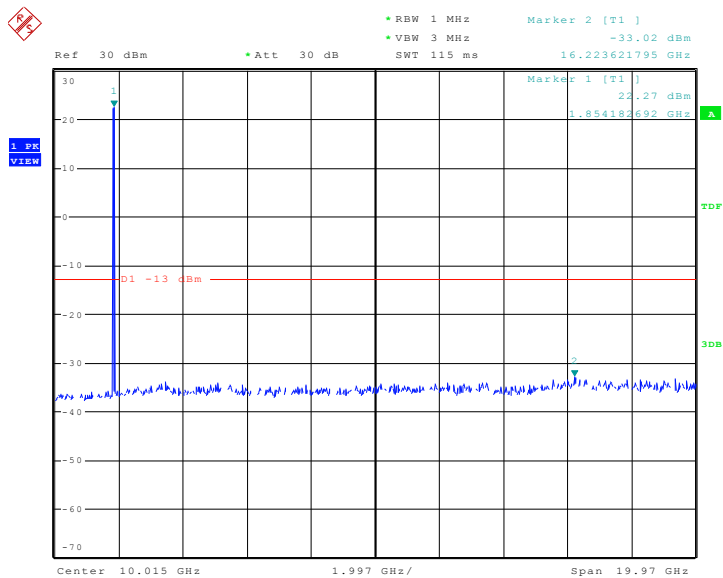
Date: 21.SEP.2016 14:01:23

BW3MHz-1908.5MHz,Q16-15RB_LOW@Pass



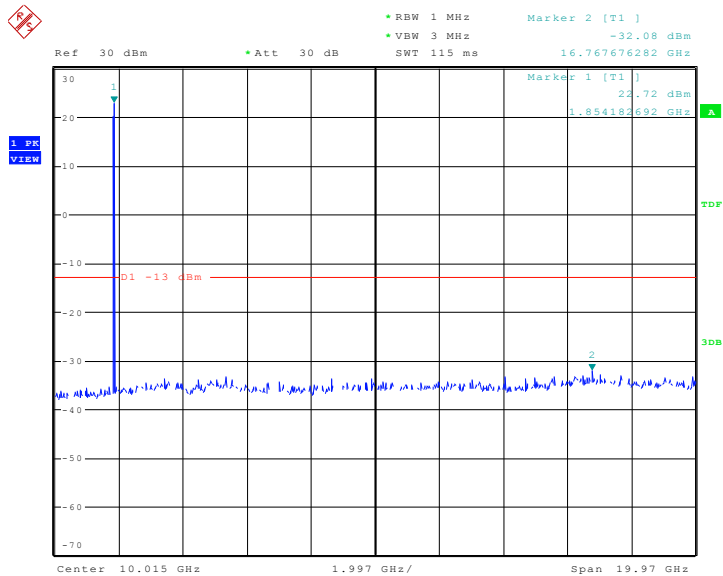
Date: 21.SEP.2016 14:03:09

BW5MHz-1852.5MHz,QPSK-25RB_LOW@Pass



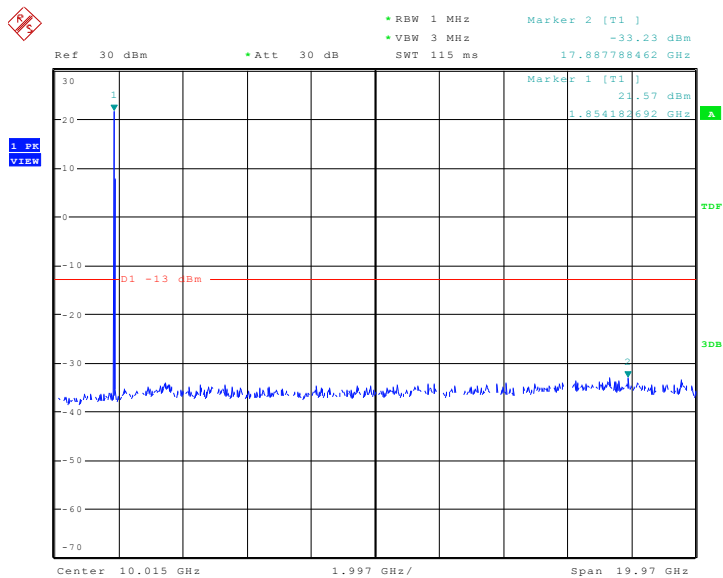
Date: 21.SEP.2016 14:04:42

BW5MHz-1852.5MHz,Q16-25RB_LOW@Pass



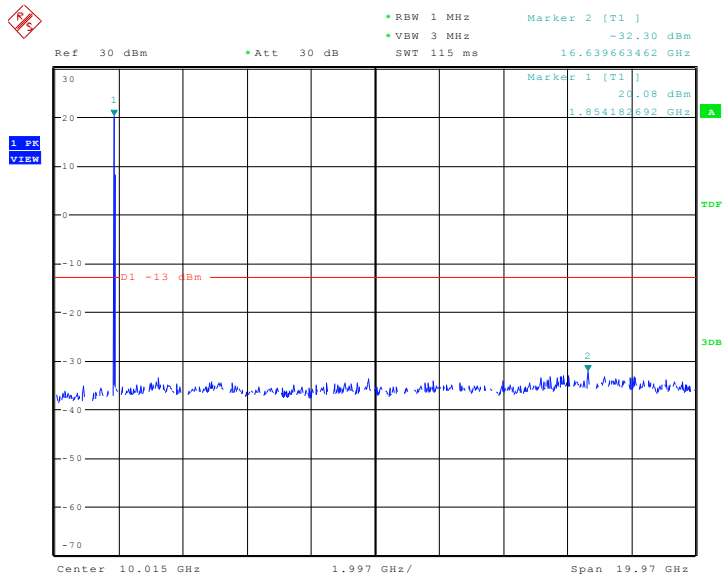
Date: 21.SEP.2016 14:06:32

BW5MHz-1880MHz,QPSK-25RB_LOW@Pass



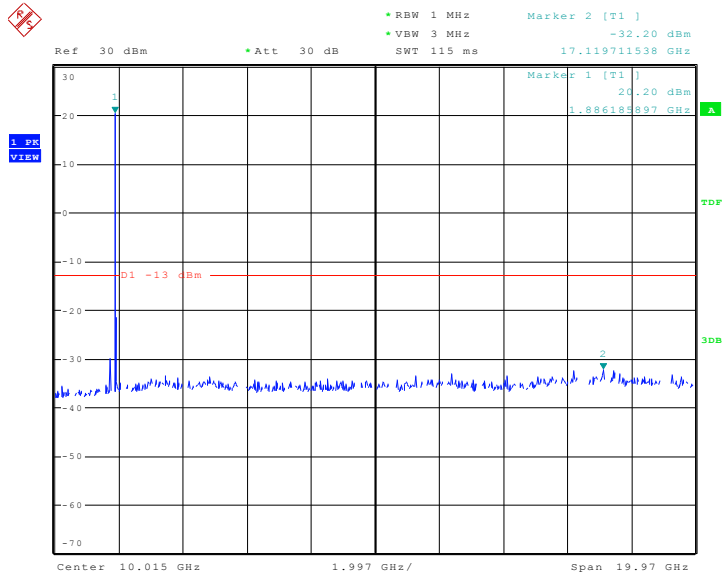
Date: 21.SEP.2016 14:07:48

BW5MHz-1880MHz,Q16-25RB_LOW@Pass



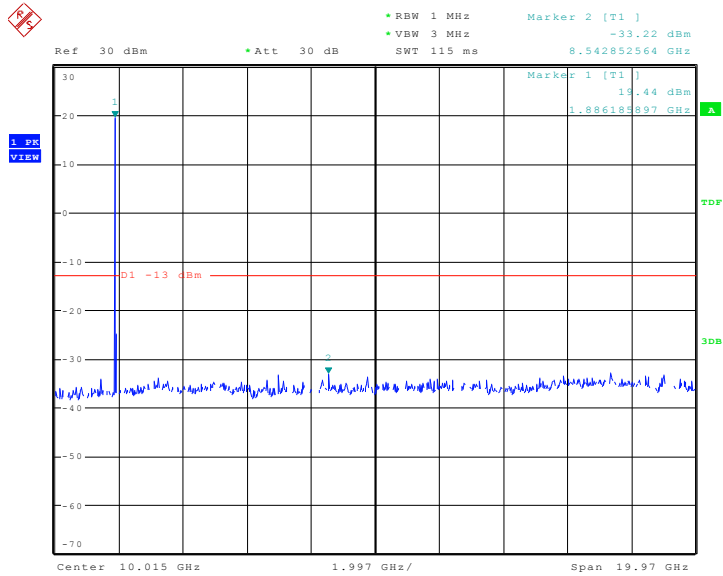
Date: 21.SEP.2016 14:08:45

BW5MHz-1907.5MHz,QPSK-25RB_LOW@Pass



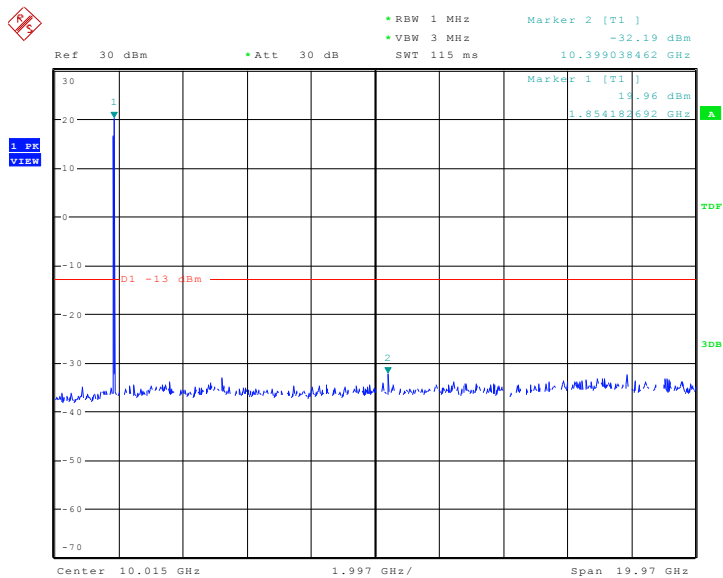
Date: 21.SEP.2016 14:09:56

BW5MHz-1907.5MHz,Q16-25RB_LOW@Pass



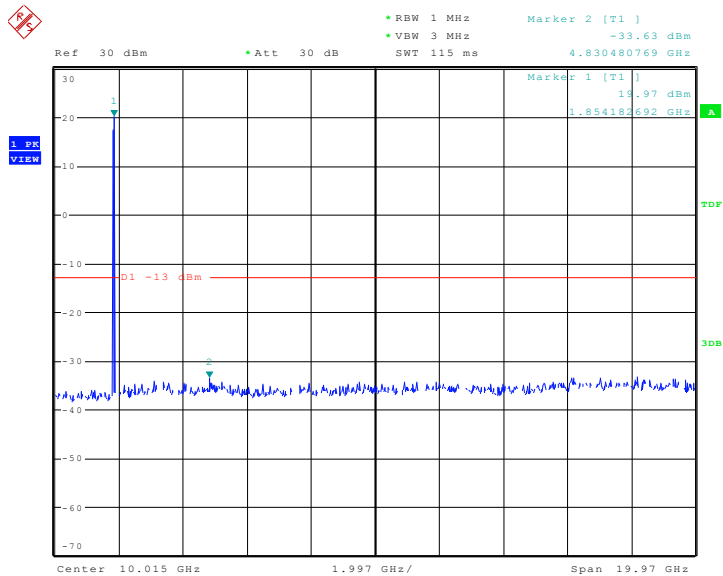
Date: 21.SEP.2016 14:11:20

BW10MHz-1855MHz, QPSK-50RB_LOW@Pass



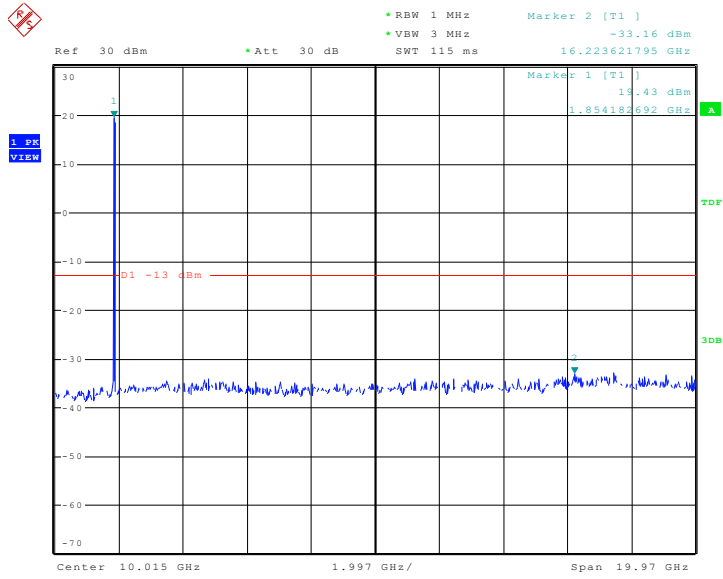
Date: 21.SEP.2016 14:12:14

BW10MHz-1855MHz, Q16-50RB_LOW@Pass



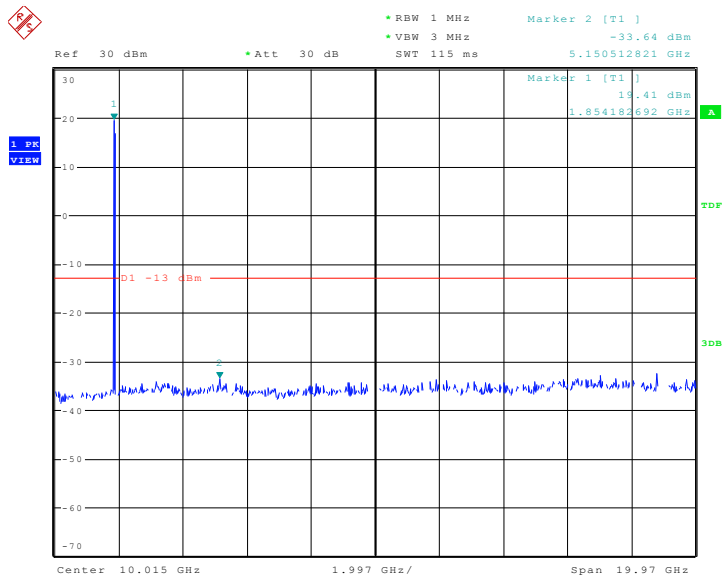
Date: 21.SEP.2016 14:13:28

BW10MHz-1880MHz, QPSK-50RB_LOW@Pass



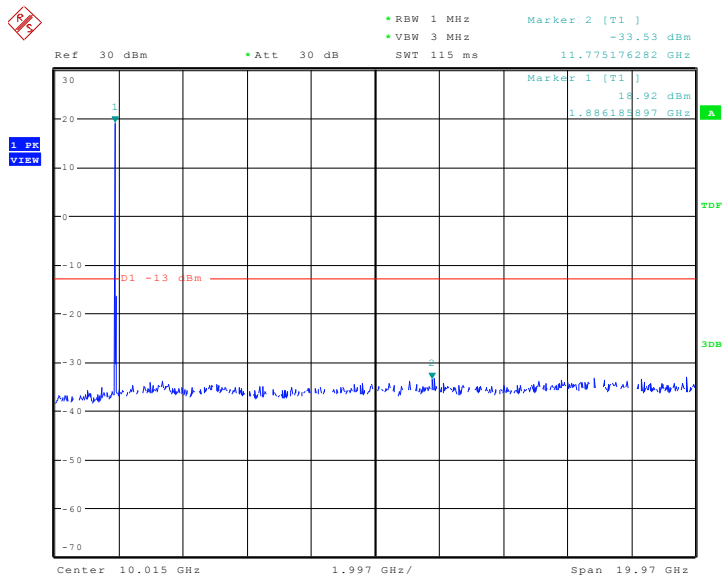
Date: 21.SEP.2016 14:14:36

BW10MHz-1880MHz, Q16-50RB_LOW@Pass



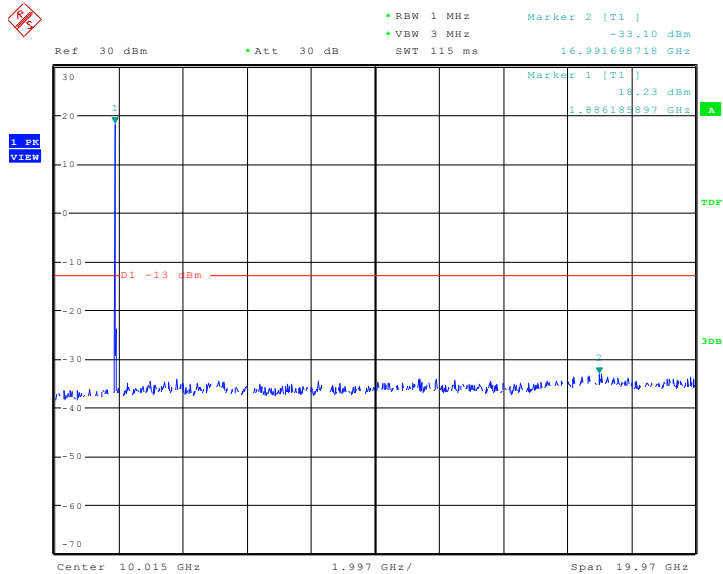
Date: 21.SEP.2016 14:16:55

BW10MHz-1905MHz, QPSK-50RB_LOW@Pass



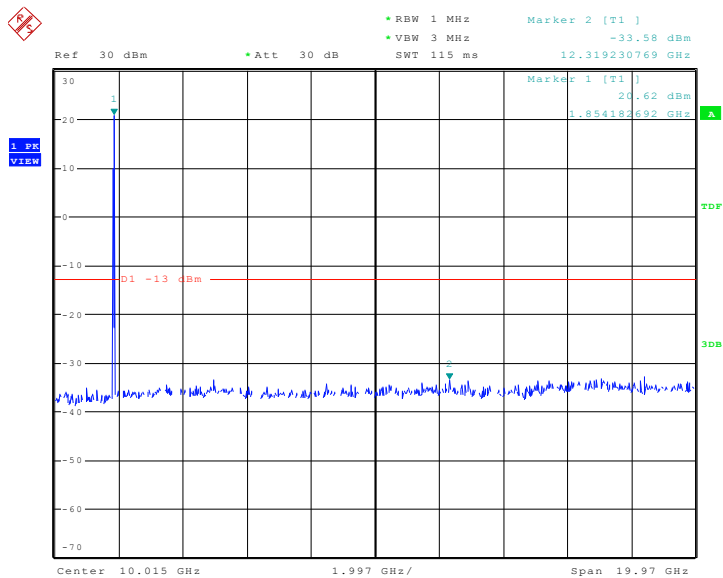
Date: 21.SEP.2016 14:18:16

BW10MHz-1905MHz,Q16-50RB_LOW@Pass



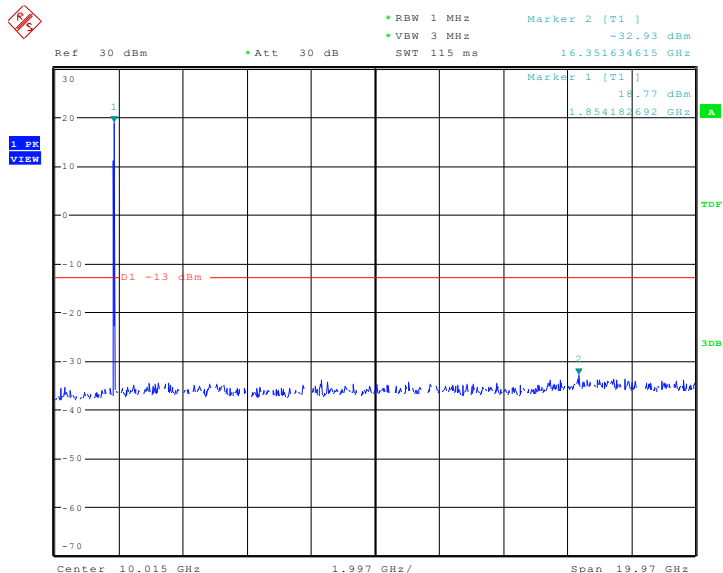
Date: 21.SEP.2016 14:19:27

BW15MHz-1857.5MHz,QPSK-75RB_LOW@Pass



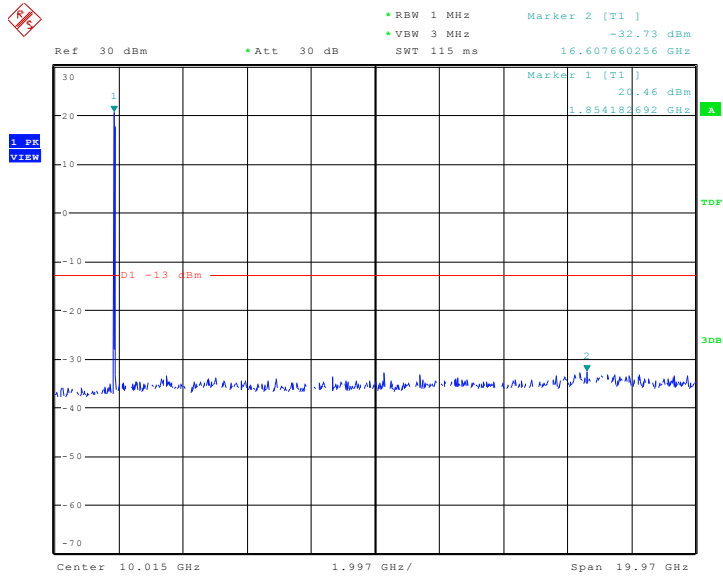
Date: 21.SEP.2016 14:20:50

BW15MHz-1857.5MHz,Q16-75RB_LOW@Pass



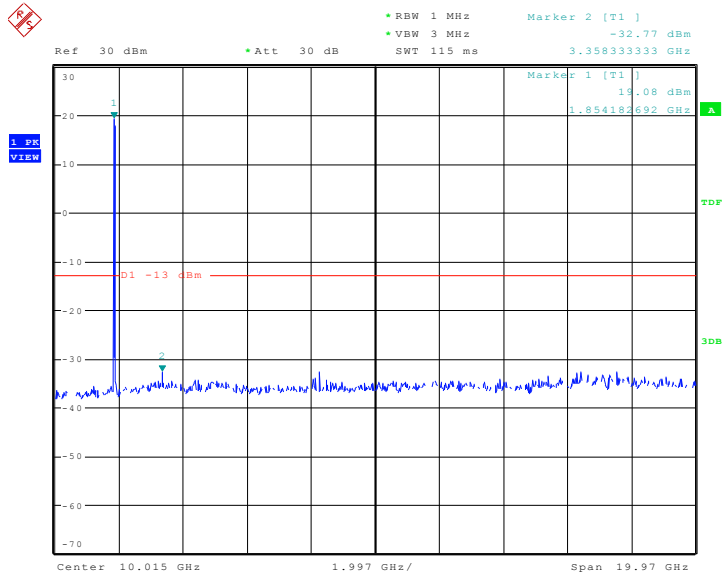
Date: 21.SEP.2016 14:22:21

BW15MHz-1880MHz,QPSK-75RB_LOW@Pass



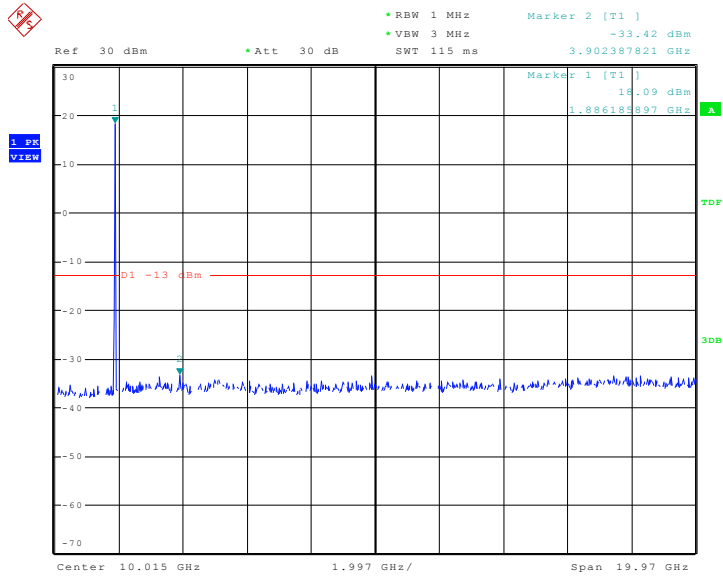
Date: 21.SEP.2016 14:23:17

BW15MHz-1880MHz,Q16-75RB_LOW@Pass



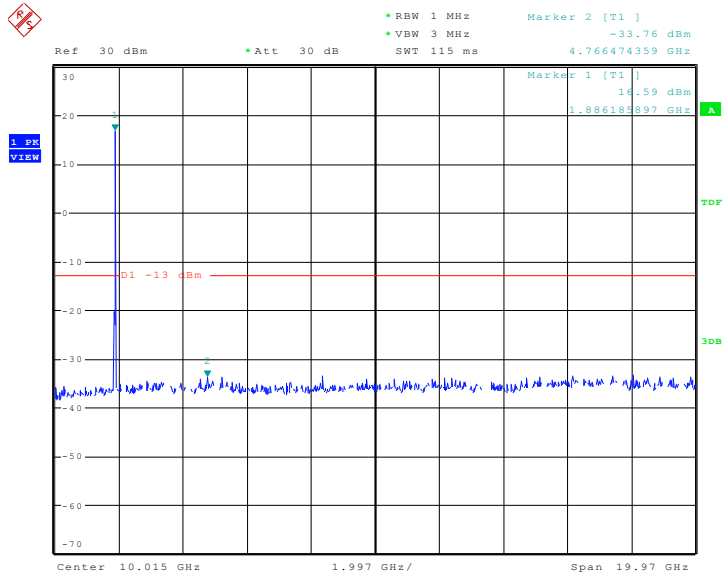
Date: 21.SEP.2016 14:24:19

BW15MHz-1902.5MHz,QPSK-75RB_LOW@Pass



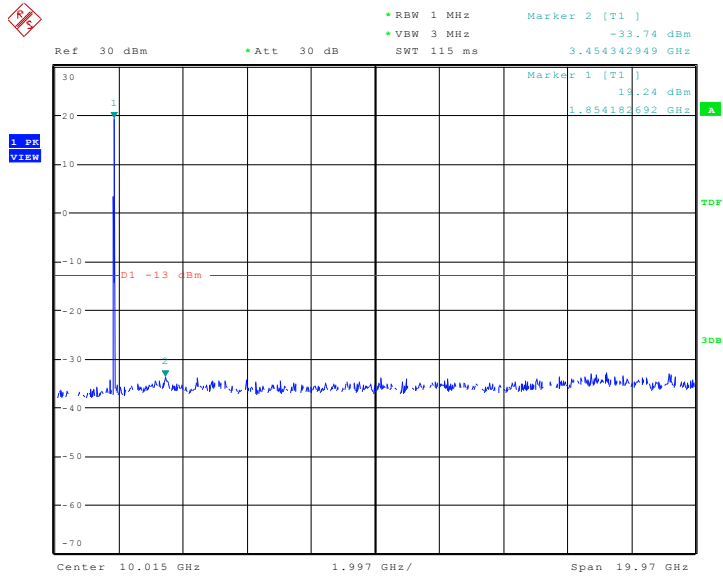
Date: 21.SEP.2016 14:26:12

BW15MHz-1902.5MHz,Q16-75RB_LOW@Pass



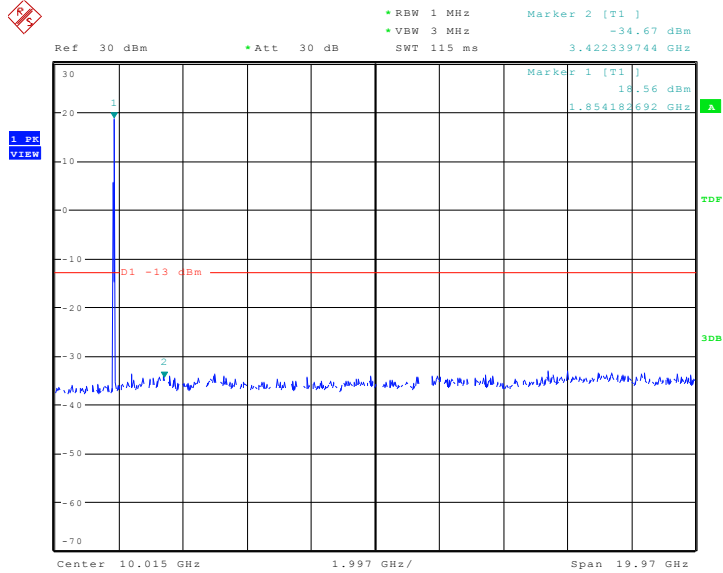
Date: 21.SEP.2016 14:26:54

BW20MHz-1860MHz,QPSK-100RB_LOW@Pass



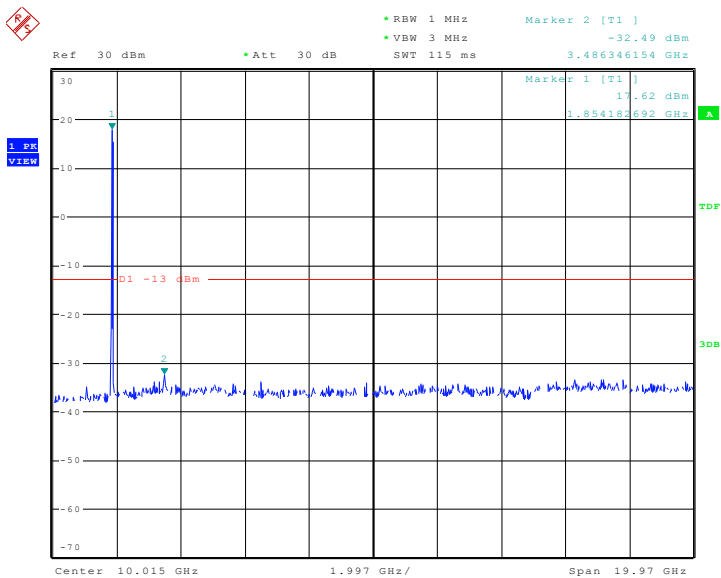
Date: 21.SEP.2016 14:27:59

BW20MHz-1860MHz,Q16-100RB_LOW@Pass



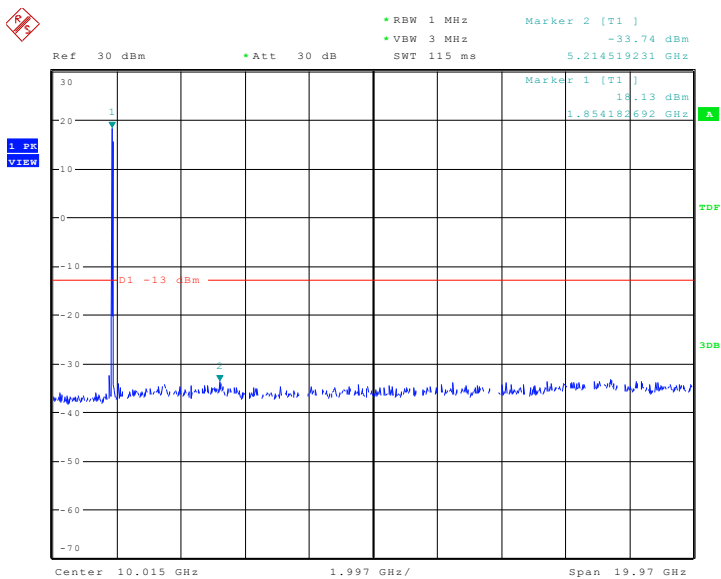
Date: 21.SEP.2016 14:29:13

BW20MHz-1880MHz,QPSK-100RB_LOW@Pass



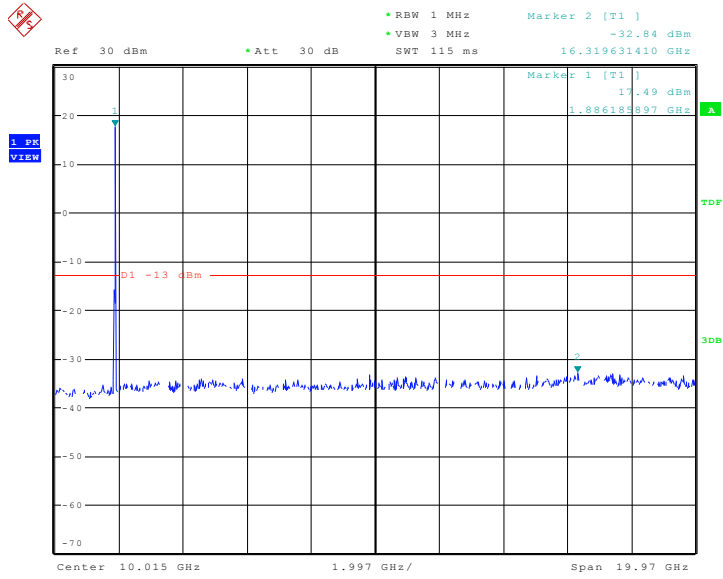
Date: 21.SEP.2016 14:30:35

BW20MHz-1880MHz,Q16-100RB_LOW@Pass



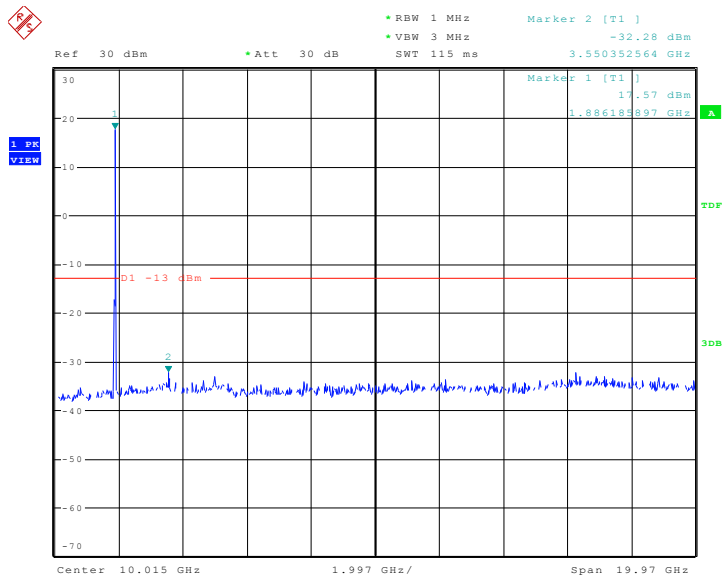
Date: 21.SEP.2016 14:31:40

BW20MHz-1900MHz,QPSK-100RB_LOW@Pass



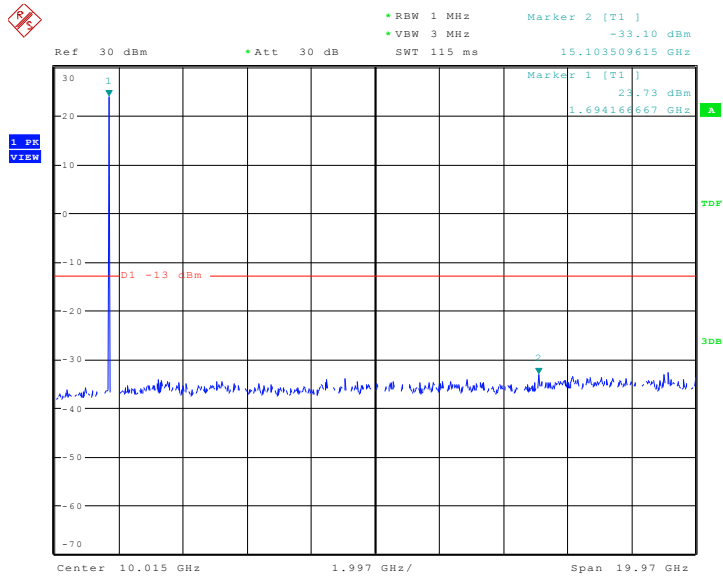
Date: 21.SEP.2016 14:32:22

BW20MHz-1900MHz,Q16-100RB_LOW@Pass



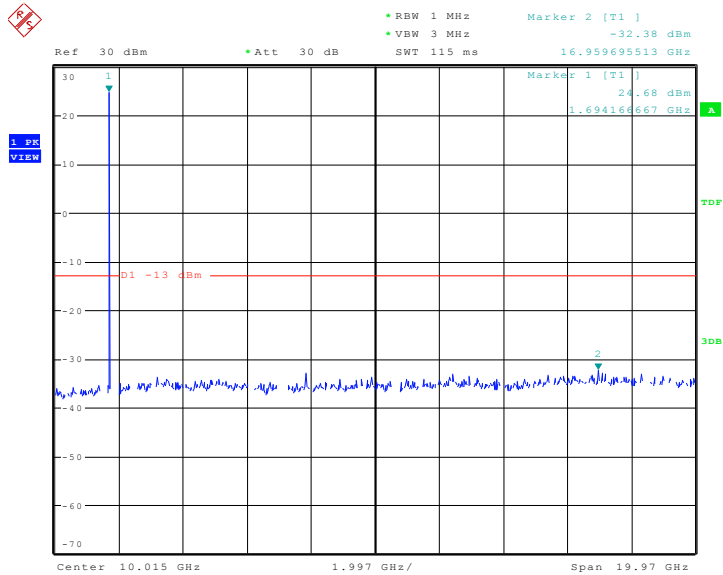
Date: 21.SEP.2016 14:33:19

BAND 4@Conducted Spurious Emission BW1.4MHz-1710.7MHz,QPSK-6RB_LOW@Pass



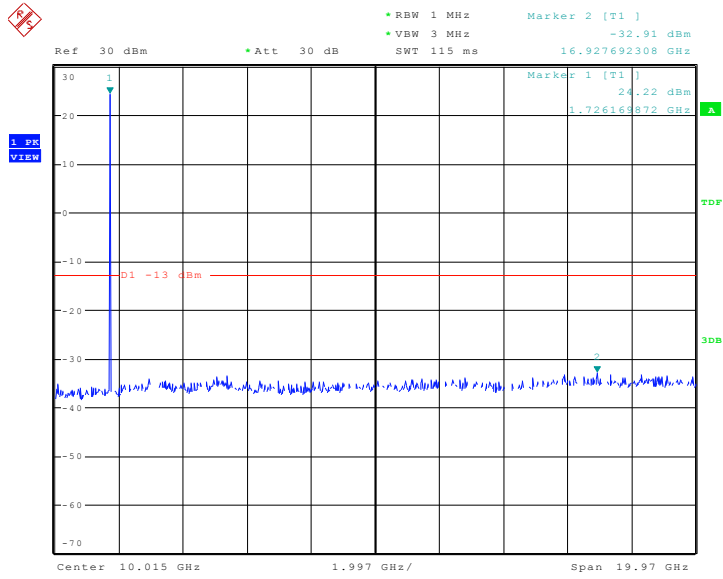
Date: 21.SEP.2016 15:47:18

BW1.4MHz-1710.7MHz,Q16-6RB_LOW@Pass



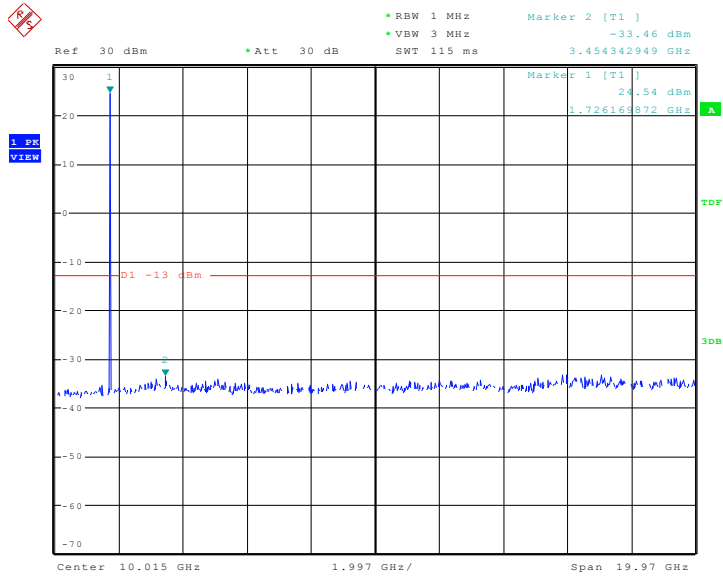
Date: 21.SEP.2016 15:48:19

BW1.4MHz-1732.5MHz,QPSK-6RB_LOW@Pass



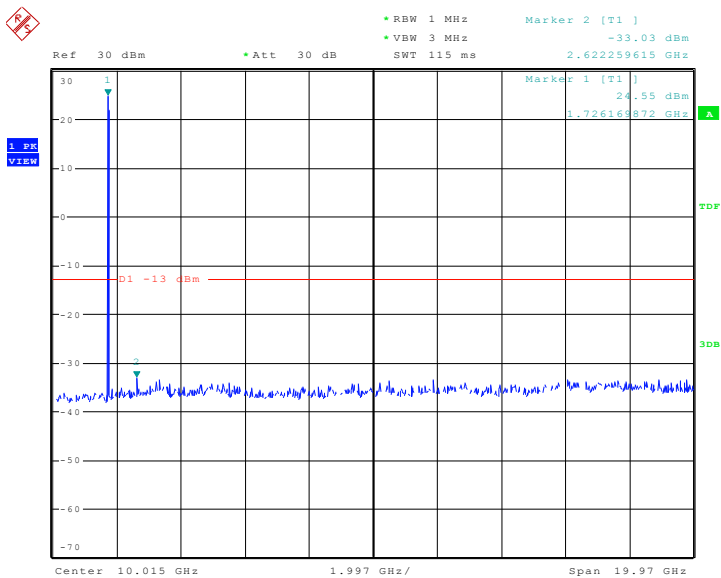
Date: 21.SEP.2016 15:49:53

BW1.4MHz-1732.5MHz,Q16-6RB_LOW@Pass



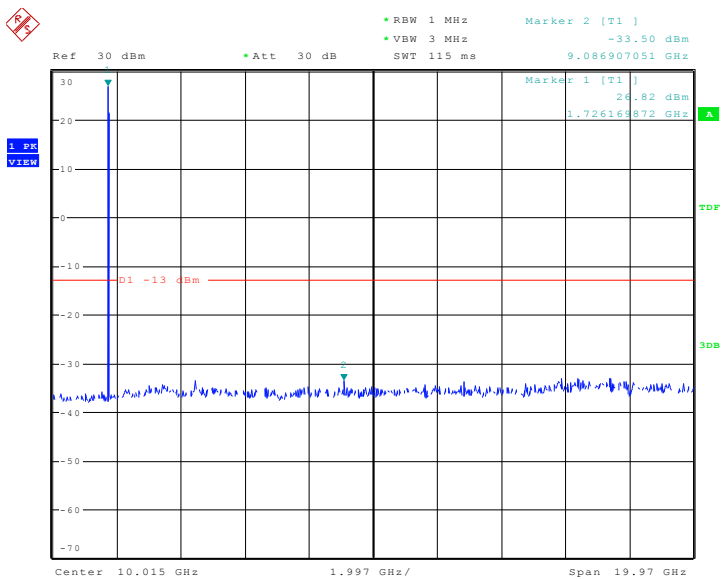
Date: 21.SEP.2016 15:50:45

BW1.4MHz-1754.3MHz,QPSK-6RB_LOW@Pass



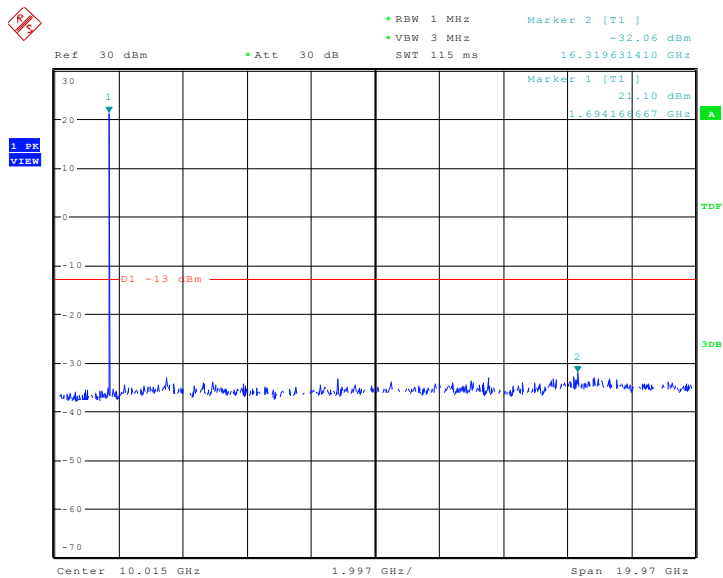
Date: 21.SEP.2016 15:52:06

BW1.4MHz-1754.3MHz,Q16-6RB_LOW@Pass



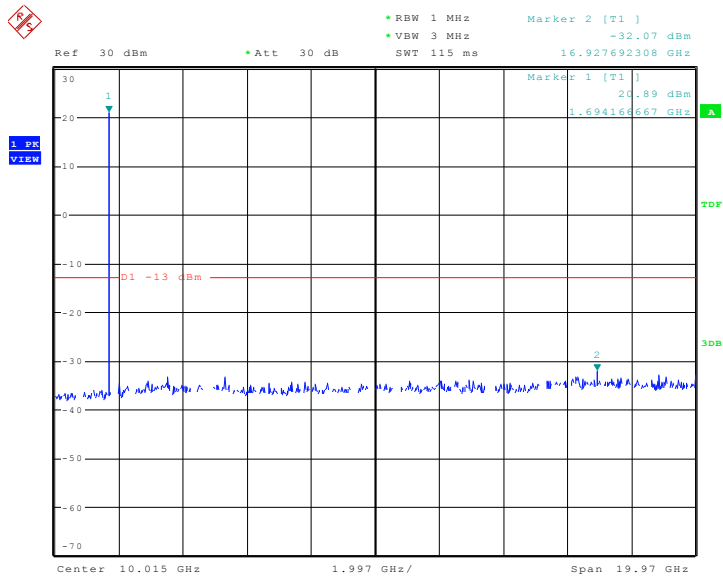
Date: 21.SEP.2016 15:53:06

BW3MHz-1711.5MHz,QPSK-15RB_LOW@Pass



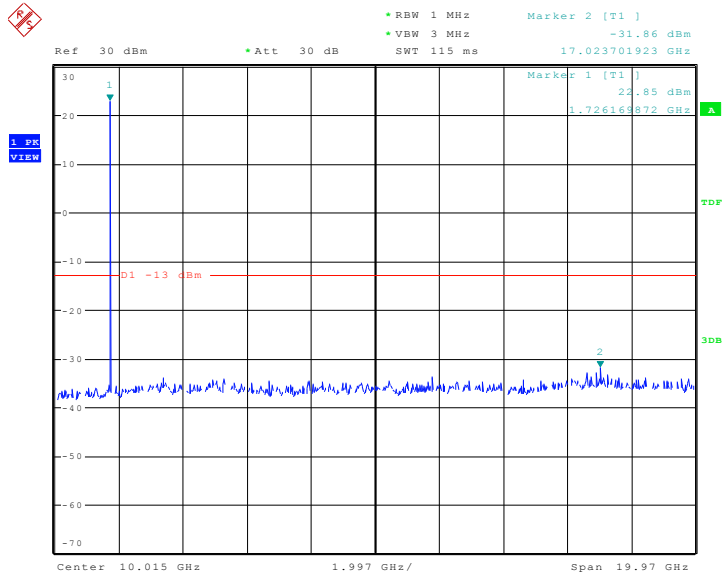
Date: 21.SEP.2016 15:55:11

BW3MHz-1711.5MHz,Q16-15RB_LOW@Pass



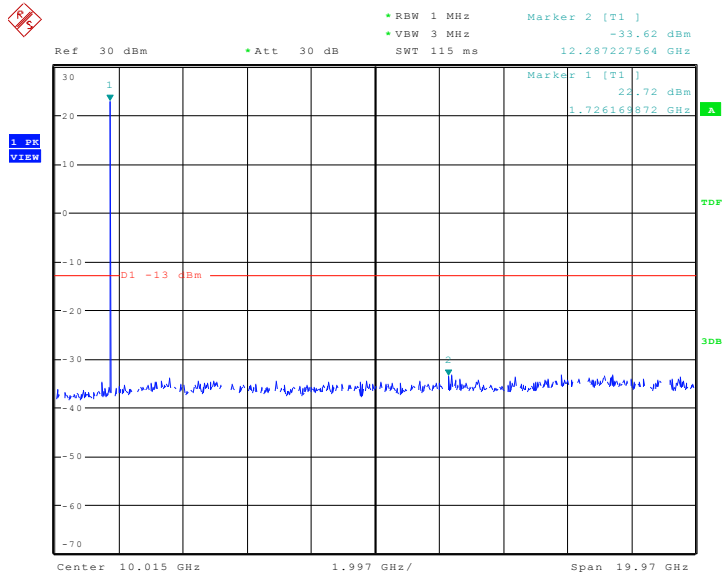
Date: 21.SEP.2016 15:56:04

BW3MHz-1732.5MHz,QPSK-15RB_LOW@Pass



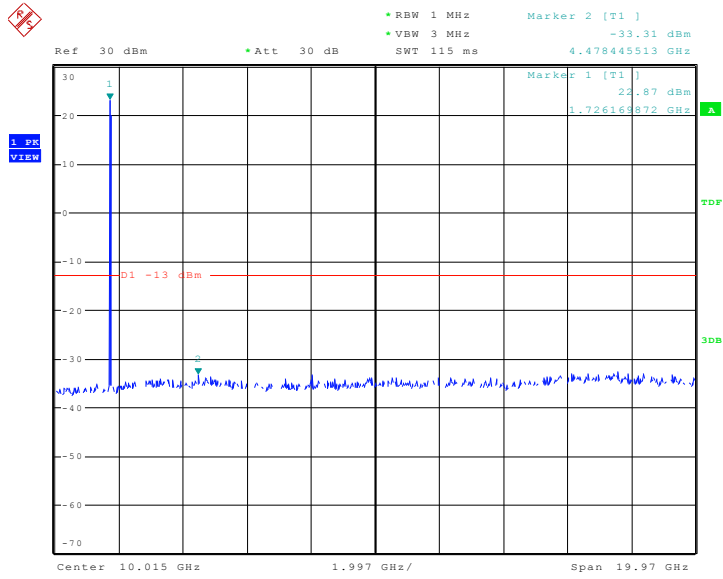
Date: 21.SEP.2016 15:57:01

BW3MHz-1732.5MHz,Q16-15RB_LOW@Pass



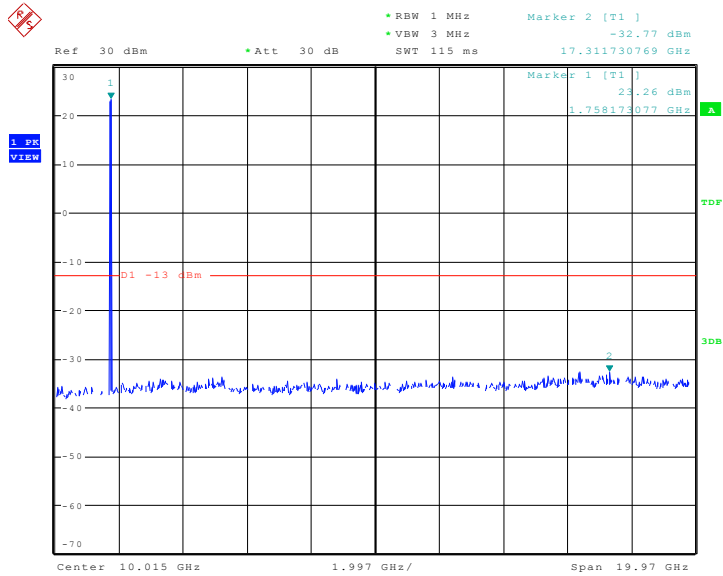
Date: 21.SEP.2016 15:57:45

BW3MHz-1753.5MHz,QPSK-15RB_LOW@Pass



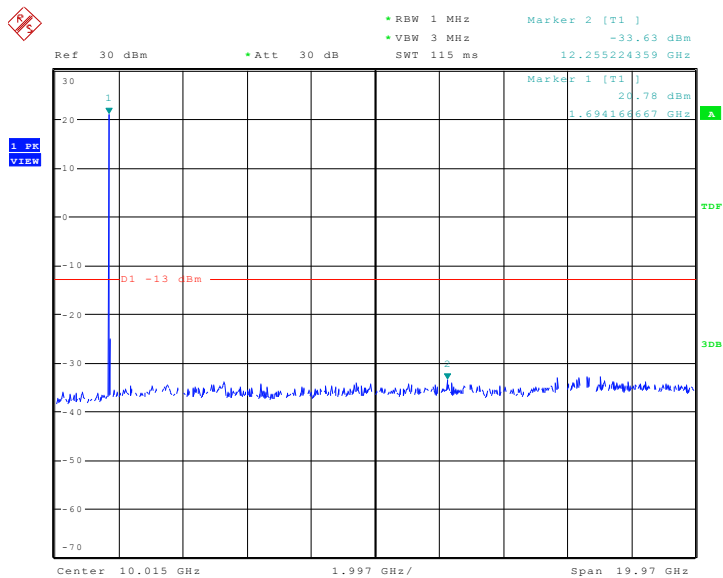
Date: 21.SEP.2016 15:58:46

BW3MHz-1753.5MHz,Q16-15RB_LOW@Pass



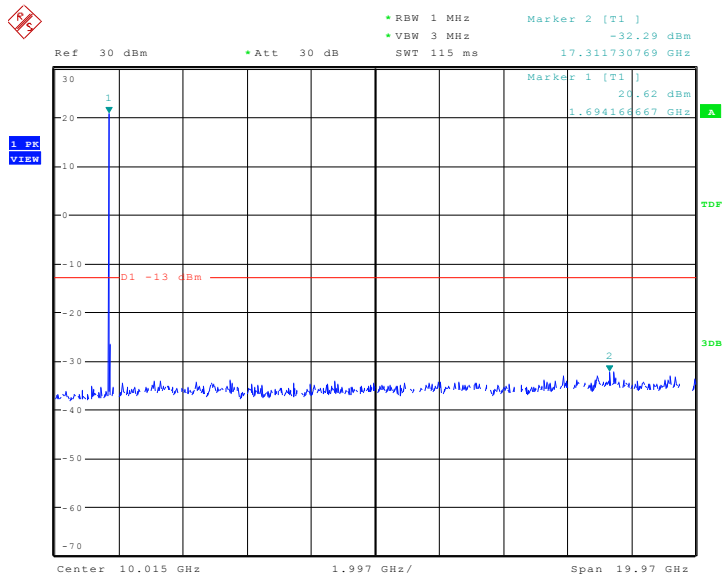
Date: 21.SEP.2016 15:59:59

BW5MHz-1712.5MHz,QPSK-25RB_LOW@Pass



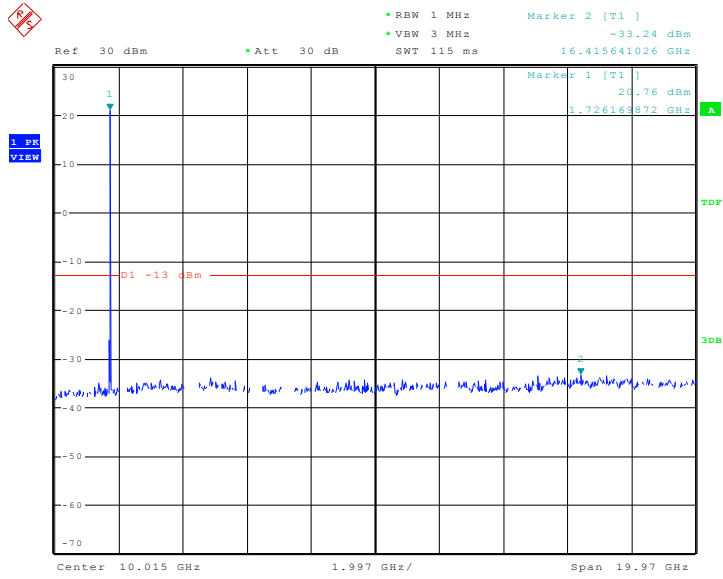
Date: 21.SEP.2016 16:14:21

BW5MHz-1712.5MHz,Q16-25RB_LOW@Pass



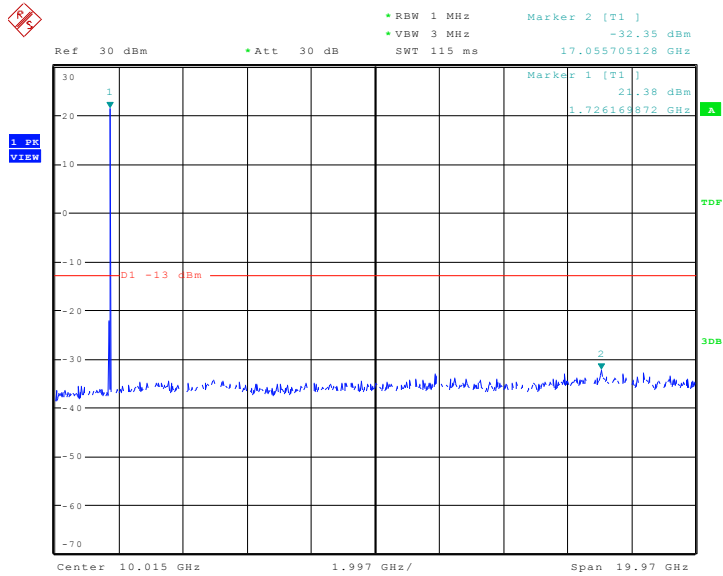
Date: 21.SEP.2016 16:15:36

BW5MHz-1732.5MHz,QPSK-25RB_LOW@Pass



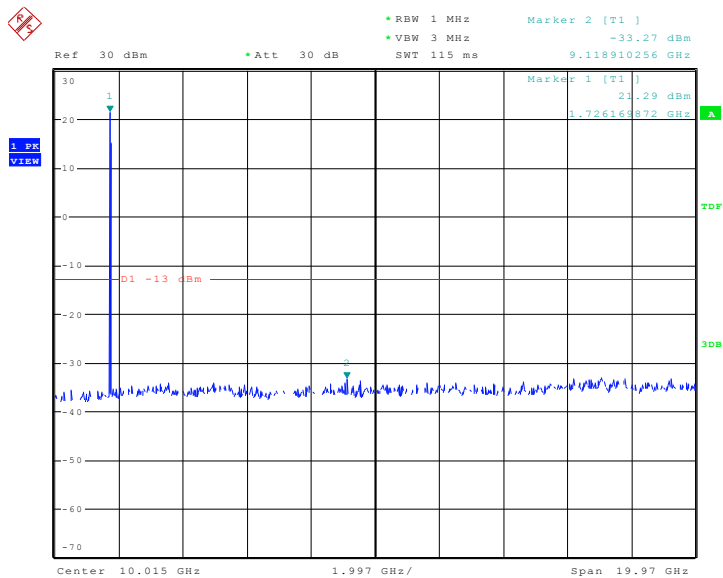
Date: 21.SEP.2016 16:16:38

BW5MHz-1732.5MHz,Q16-25RB_LOW@Pass



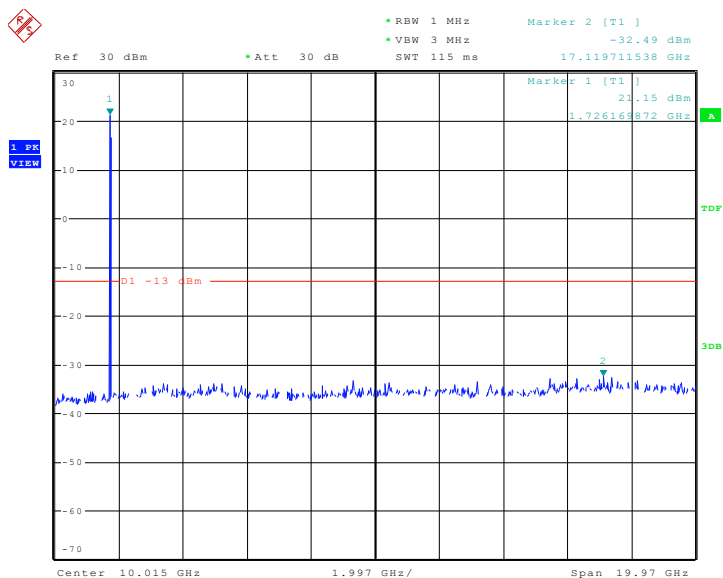
Date: 21.SEP.2016 16:17:23

BW5MHz-1752.5MHz,QPSK-25RB_LOW@Pass



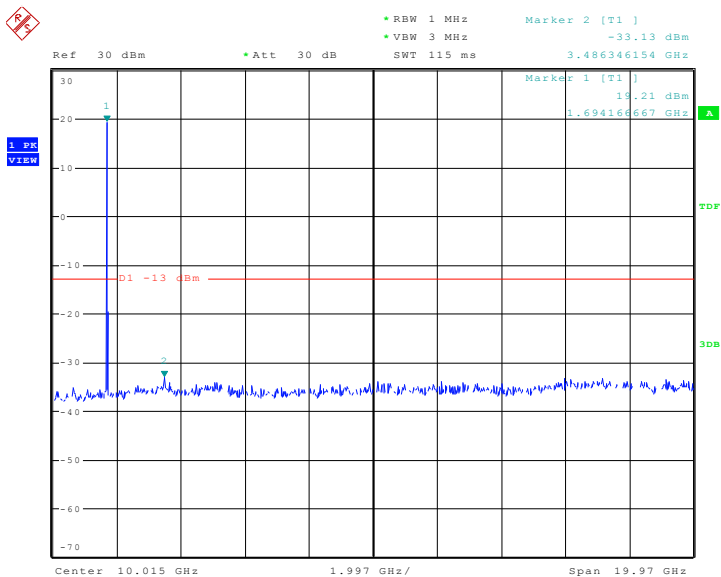
Date: 21.SEP.2016 16:18:36

BW5MHz-1752.5MHz,Q16-25RB_LOW@Pass



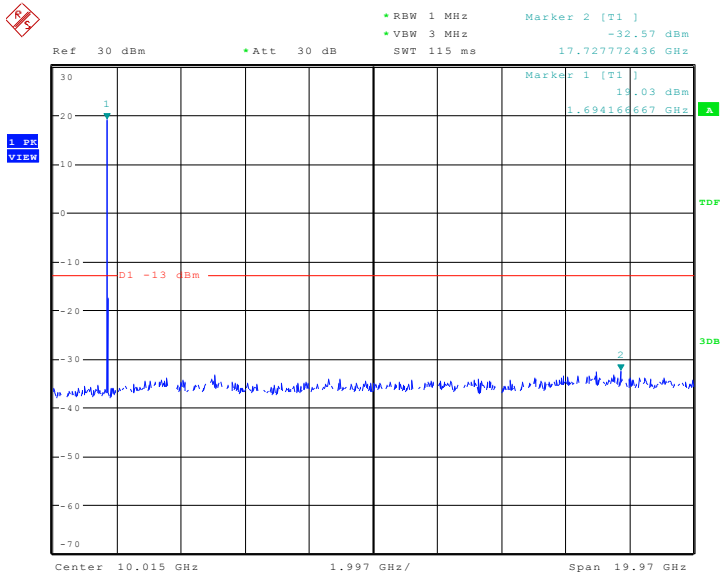
Date: 21.SEP.2016 16:19:27

BW10MHz-1715MHz,QPSK-50RB_LOW@Pass



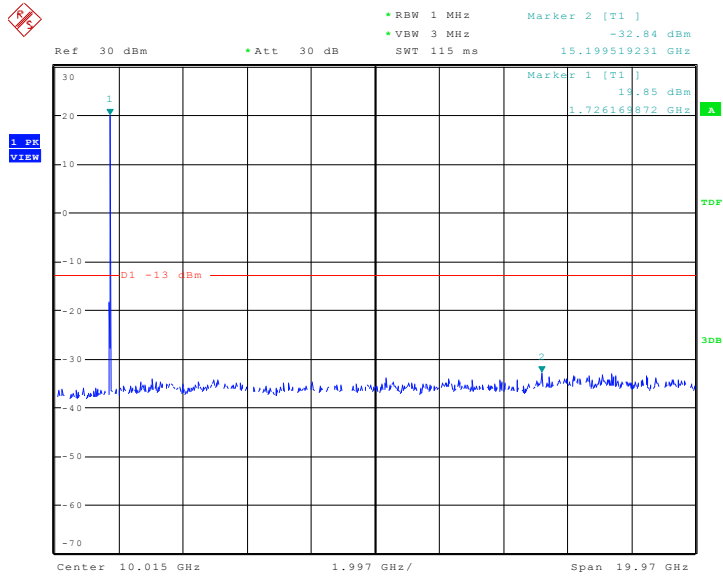
Date: 21.SEP.2016 16:20:37

BW10MHz-1715MHz,Q16-50RB_LOW@Pass



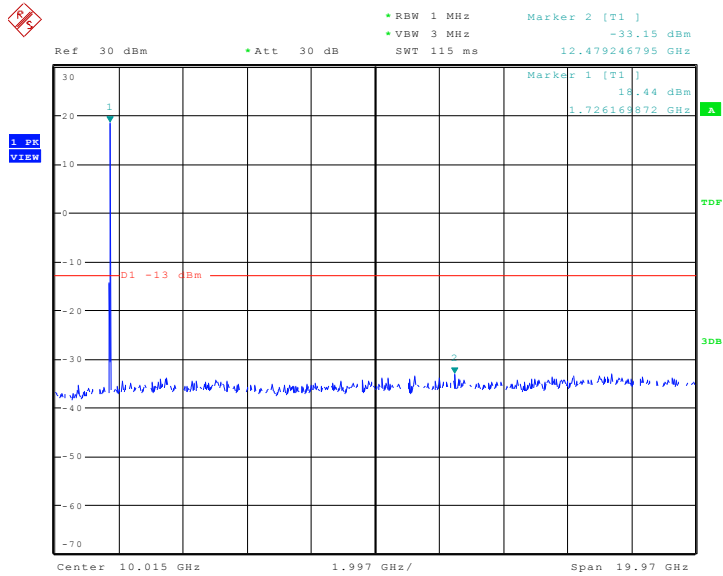
Date: 21.SEP.2016 16:21:25

BW10MHz-1732.5MHz,QPSK-50RB_LOW@Pass



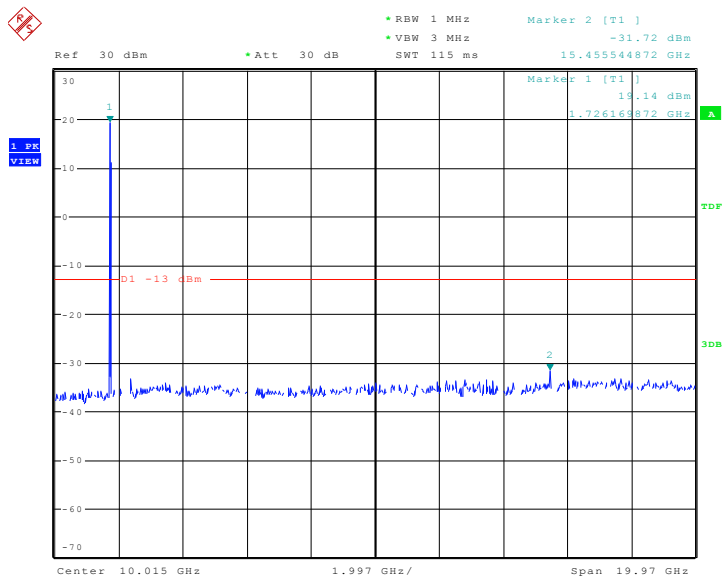
Date: 21.SEP.2016 16:22:14

BW10MHz-1732.5MHz,Q16-50RB_LOW@Pass



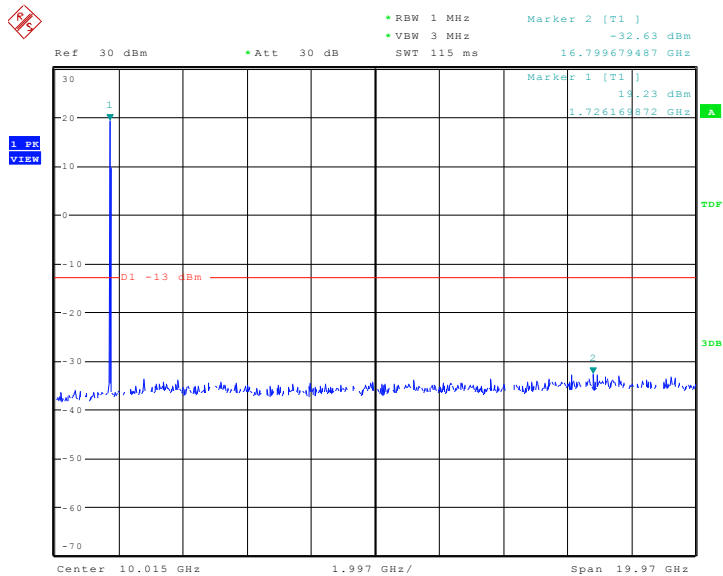
Date: 21.SEP.2016 16:22:59

BW10MHz-1750MHz,QPSK-50RB_LOW@Pass



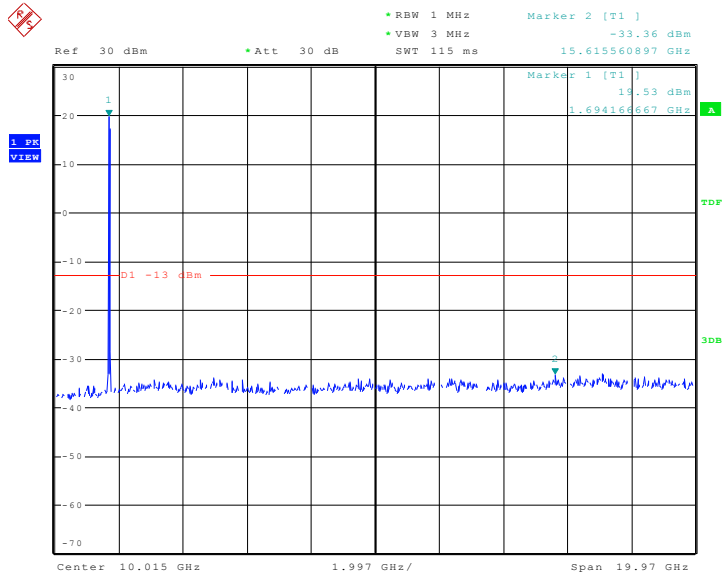
Date: 21.SEP.2016 16:23:43

BW10MHz-1750MHz,Q16-50RB_LOW@Pass



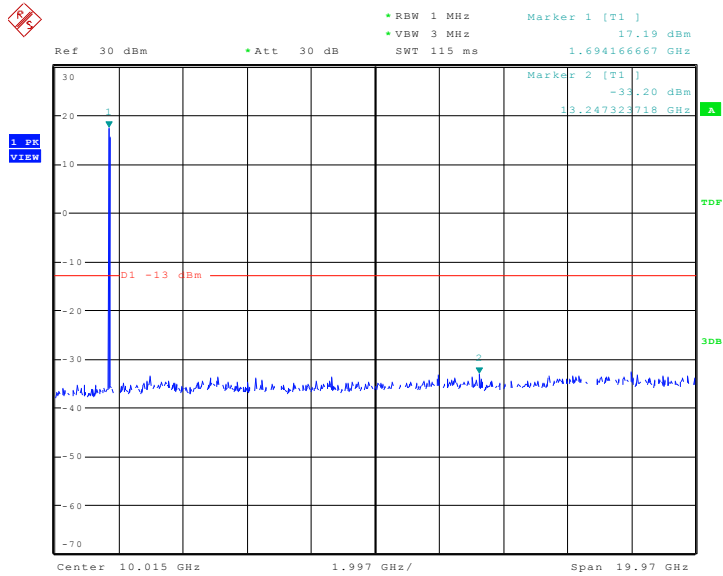
Date: 21.SEP.2016 16:24:35

BW15MHz-1717.5MHz,QPSK-75RB_LOW@Pass



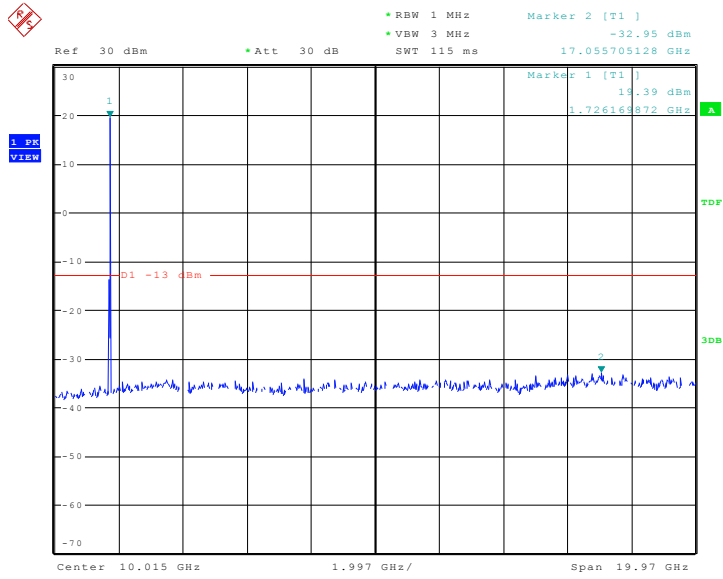
Date: 21.SEP.2016 16:31:27

BW15MHz-1717.5MHz,Q16-75RB_LOW@Pass



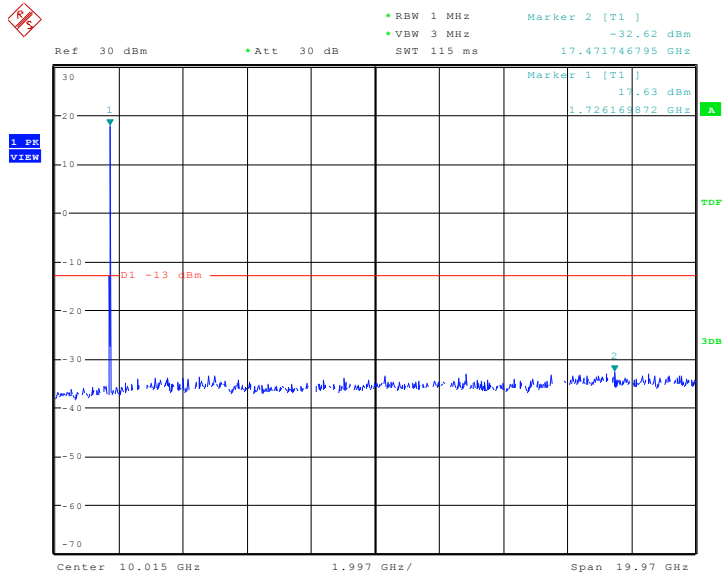
Date: 21.SEP.2016 16:32:33

BW15MHz-1732.5MHz,QPSK-75RB_LOW@Pass



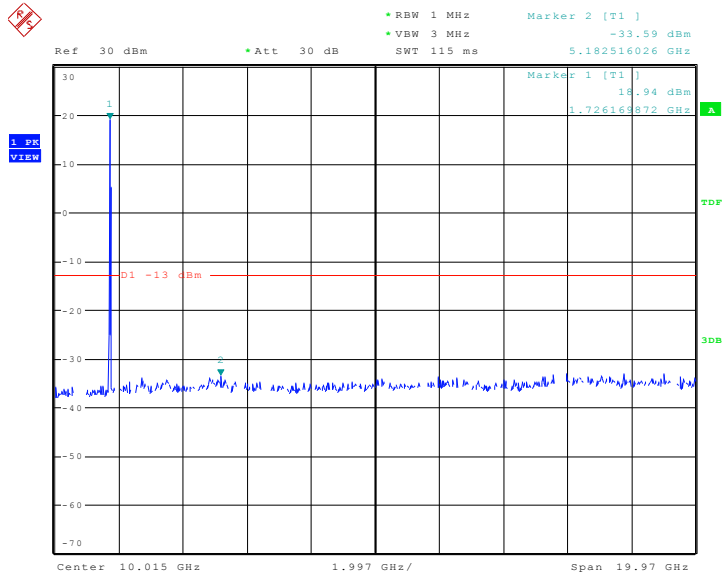
Date: 21.SEP.2016 16:33:36

BW15MHz-1732.5MHz,Q16-75RB_LOW@Pass



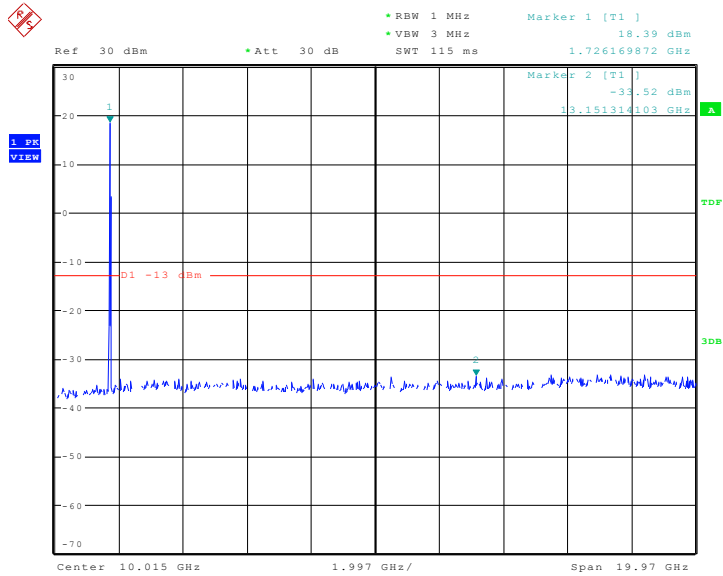
Date: 21.SEP.2016 16:34:40

BW15MHz-1747.5MHz,QPSK-75RB_LOW@Pass



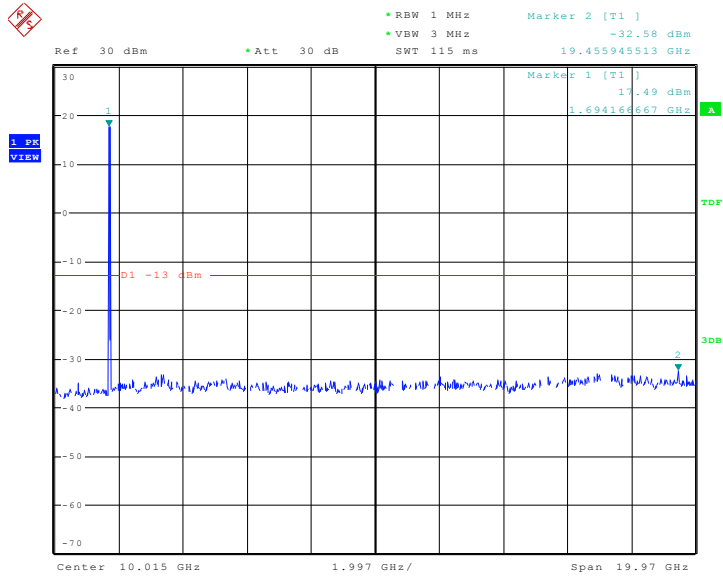
Date: 21.SEP.2016 16:35:33

BW15MHz-1747.5MHz,Q16-75RB_LOW@Pass



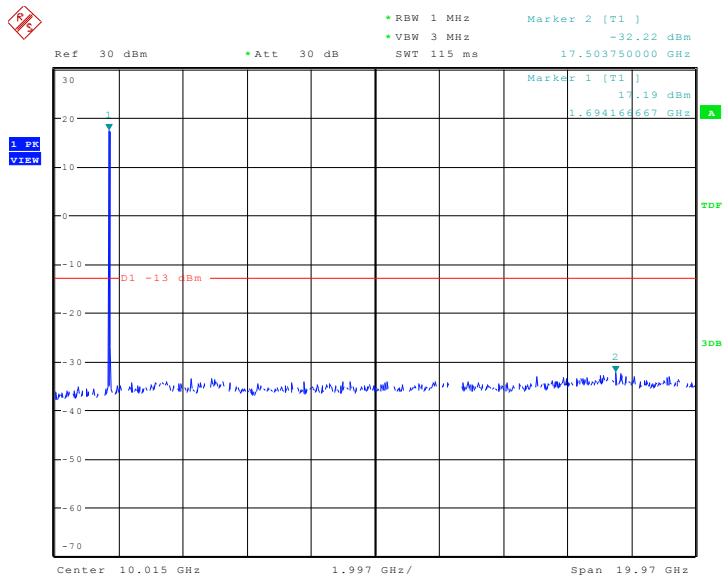
Date: 21.SEP.2016 16:36:37

BW20MHz-1720MHz,QPSK-100RB_LOW@Pass



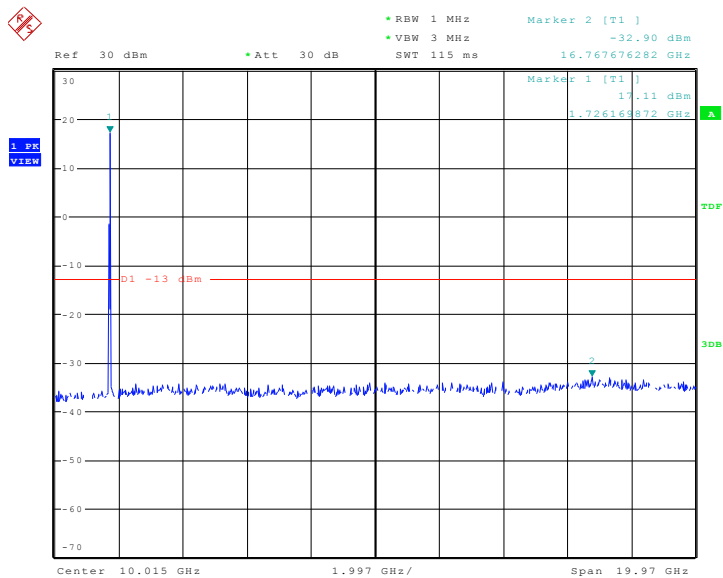
Date: 21.SEP.2016 16:40:51

BW20MHz-1720MHz,Q16-100RB_LOW@Pass



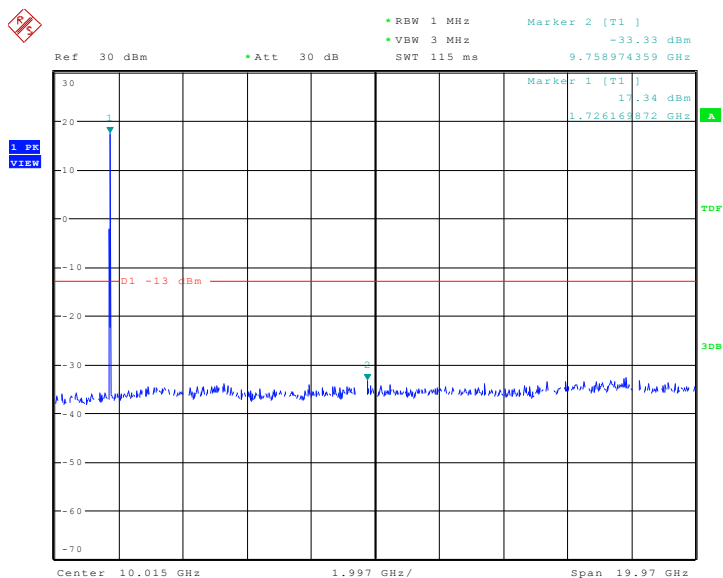
Date: 21.SEP.2016 16:41:35

BW20MHz-1732.5MHz,QPSK-100RB_LOW@Pass



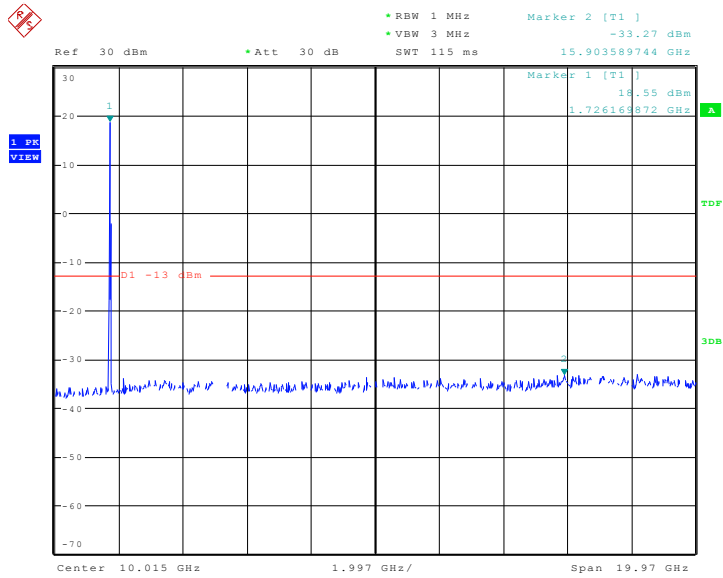
Date: 21.SEP.2016 16:43:11

BW20MHz-1732.5MHz,Q16-100RB_LOW@Pass



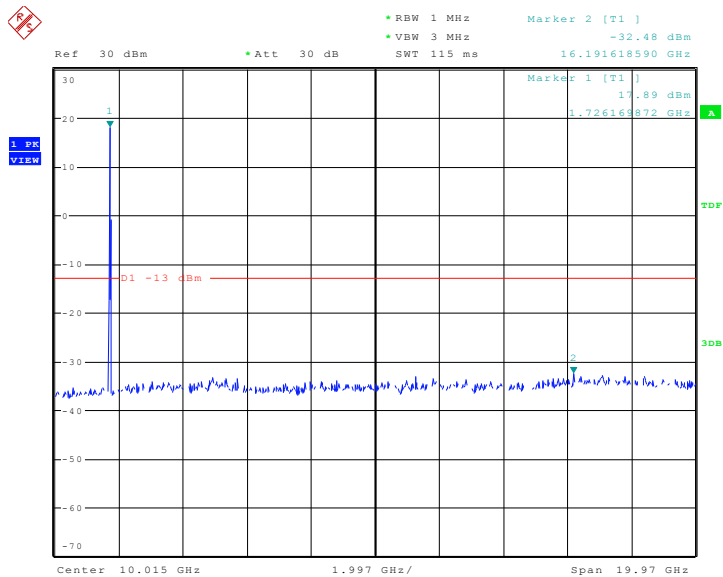
Date: 21.SEP.2016 16:43:53

BW20MHz-1745MHz,QPSK-100RB_LOW@Pass



Date: 21.SEP.2016 16:44:45

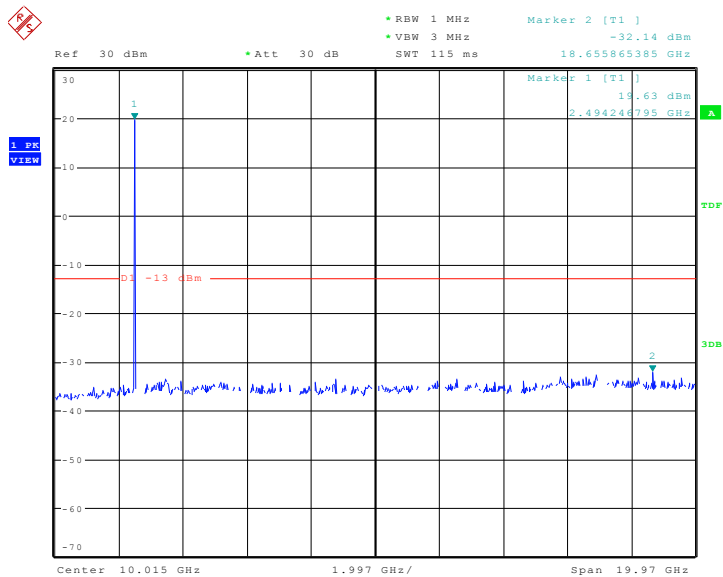
BW20MHz-1745MHz,Q16-100RB_LOW@Pass



Date: 21.SEP.2016 16:45:35

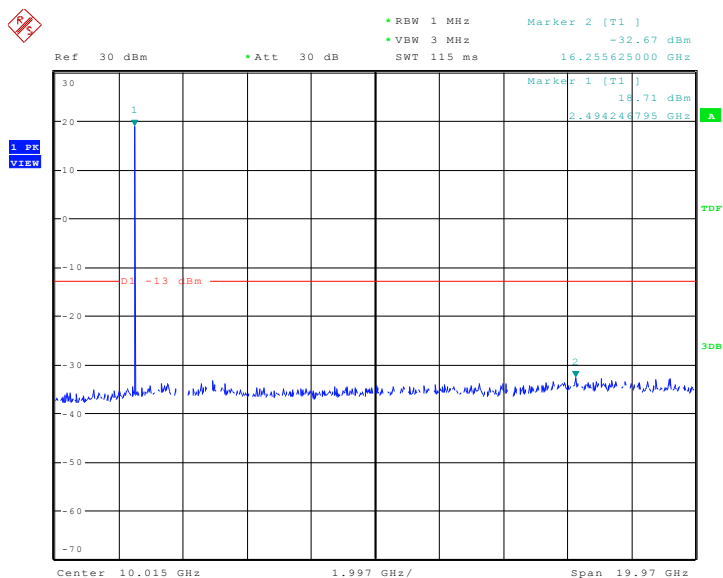
BAND 7@Conducted Spurious Emission

BW5MHz-2502.5MHz,QPSK-25RB_LOW@Pass



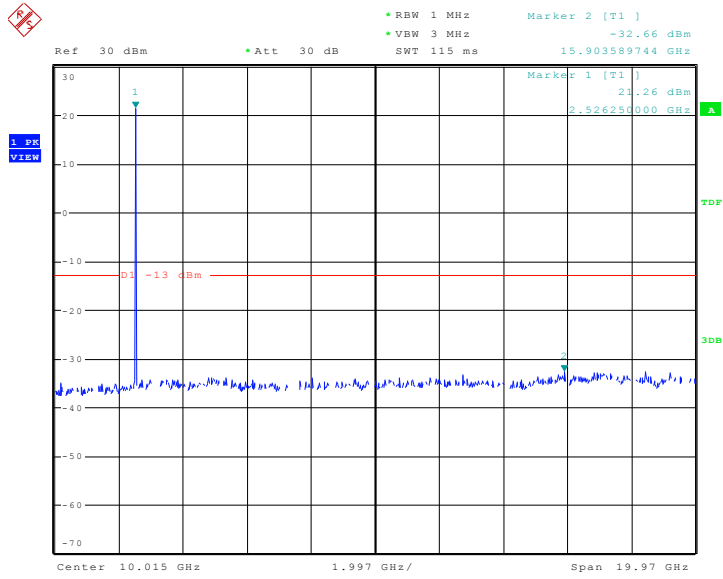
Date: 21.SEP.2016 17:12:37

BW5MHz-2502.5MHz,Q16-25RB_LOW@Pass



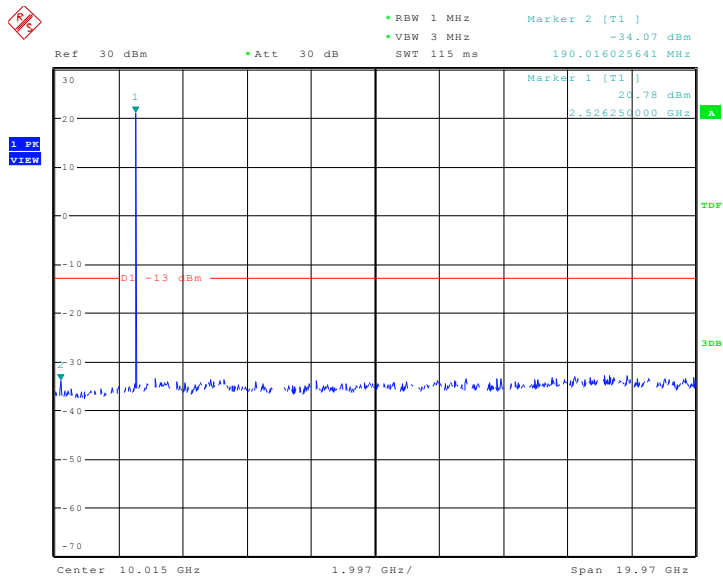
Date: 21.SEP.2016 17:13:26

BW5MHz-2535MHz,QPSK-25RB_LOW@Pass



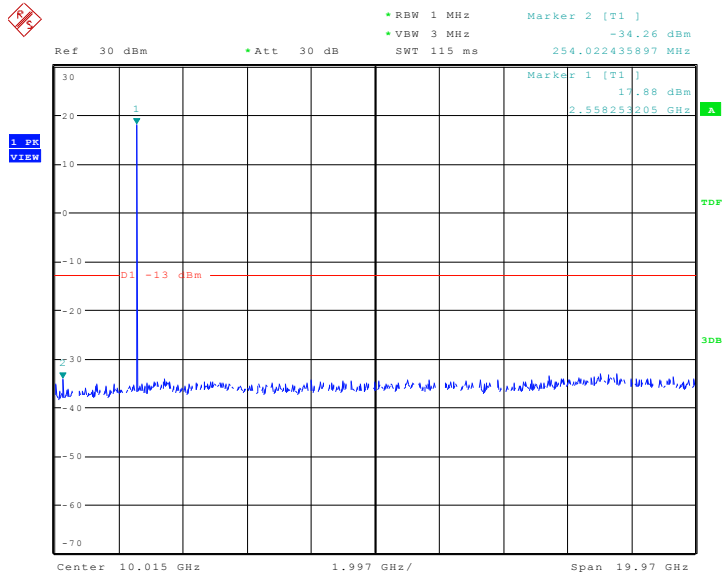
Date: 21.SEP.2016 17:19:33

BW5MHz-2535MHz,Q16-25RB_LOW@Pass



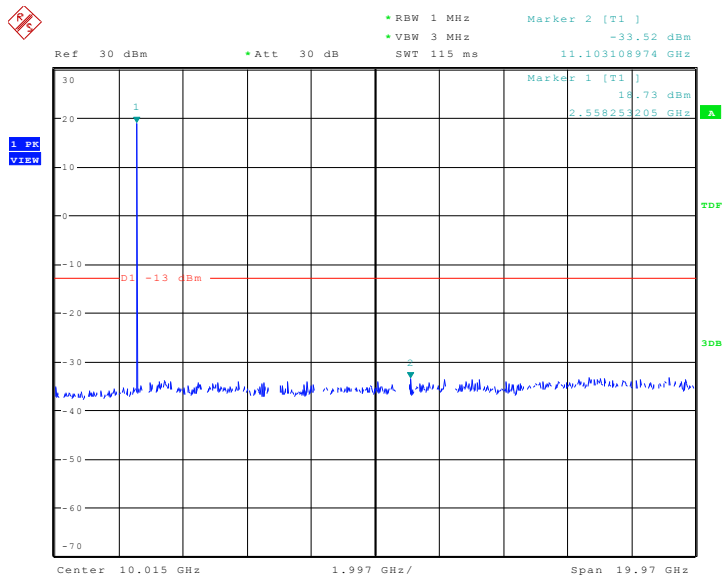
Date: 21.SEP.2016 17:22:33

BW5MHz-2567.5MHz,QPSK-25RB_LOW@Pass



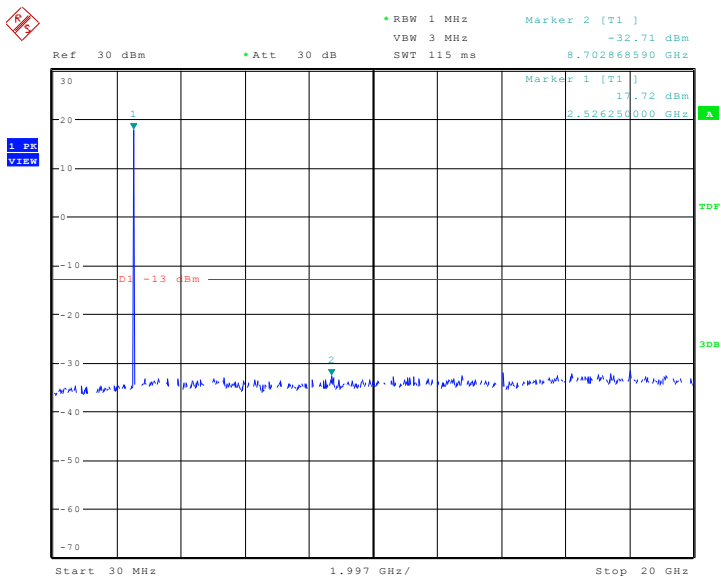
Date: 21.SEP.2016 17:56:02

BW5MHz-2567.5MHz,Q16K-25RB_LOW@Pass



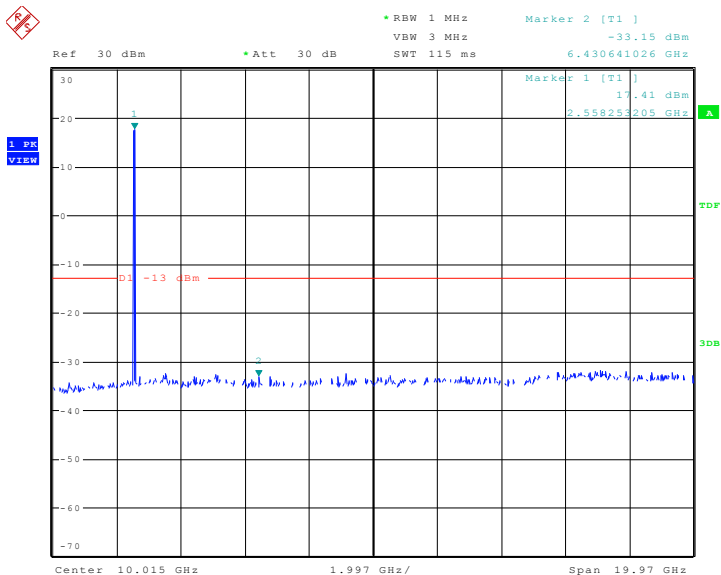
Date: 21.SEP.2016 17:57:36

BW10MHz-2505MHz, QPSK-50RB_LOW@Pass



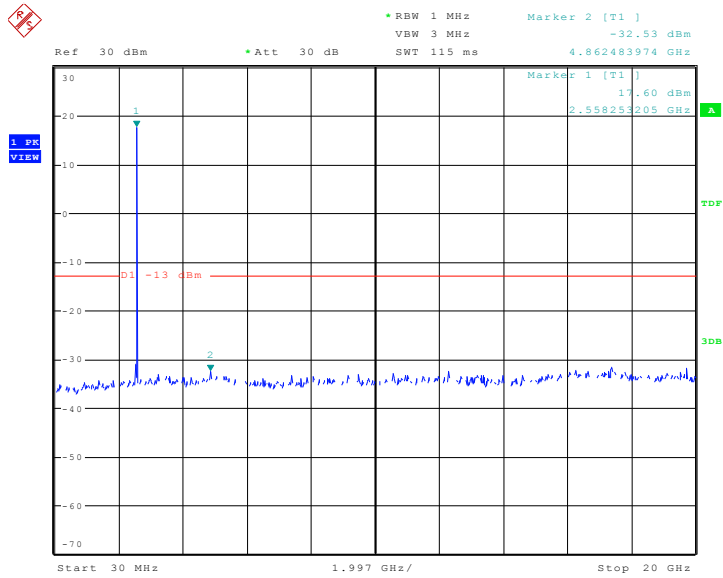
Date: 14.SEP.2016 10:36:01

BW5MHz-2567.5MHz, QPSK-25RB_LOW@Pass



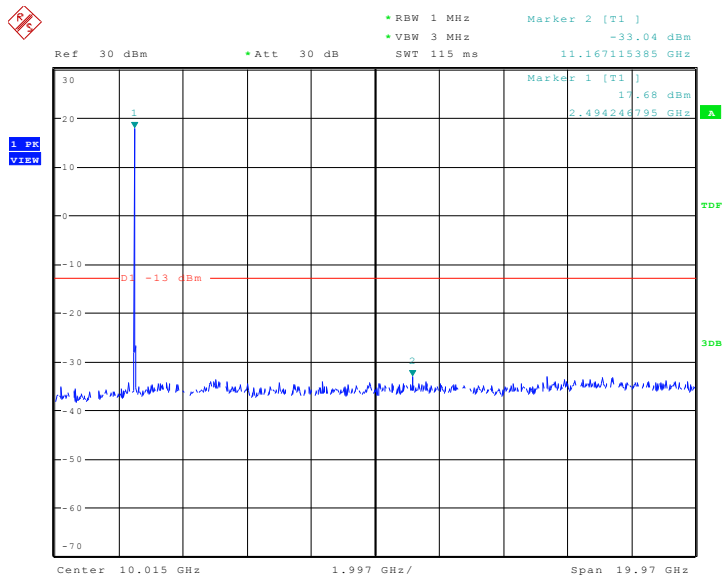
Date: 14.SEP.2016 10:36:50

BW5MHz-2567.5MHz,Q16-25RB_LOW@Pass



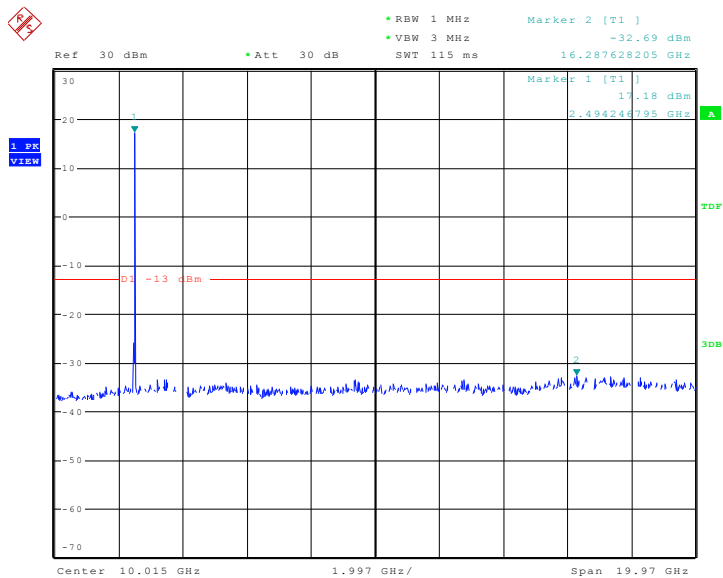
Date: 14.SEP.2016 10:37:24

BW10MHz-2505MHz,QPSK-50RB_LOW@Pass



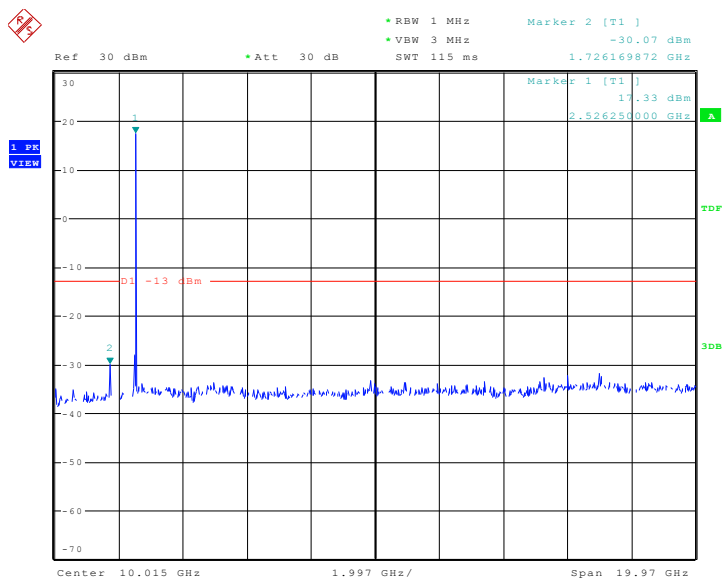
Date: 21.SEP.2016 18:00:54

BW10MHz-2505MHz,Q16-50RB_LOW@Pass



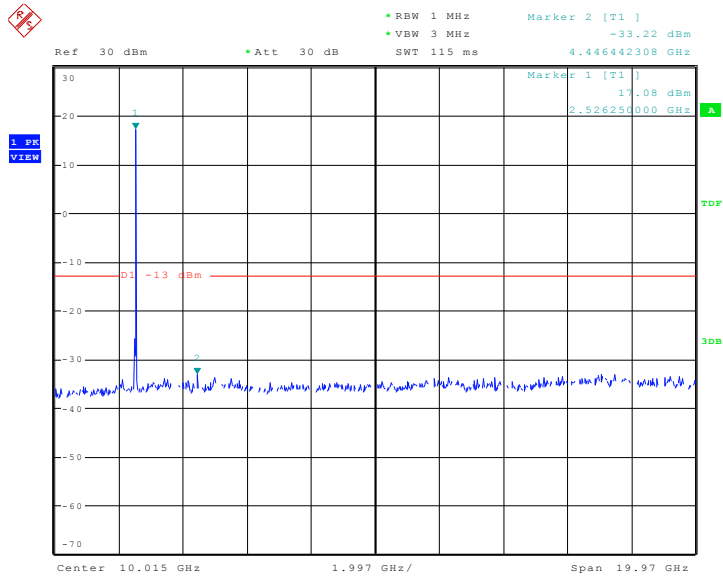
Date: 21.SEP.2016 18:01:56

BW10MHz-2535MHz,QPSK-50RB_LOW@Pass



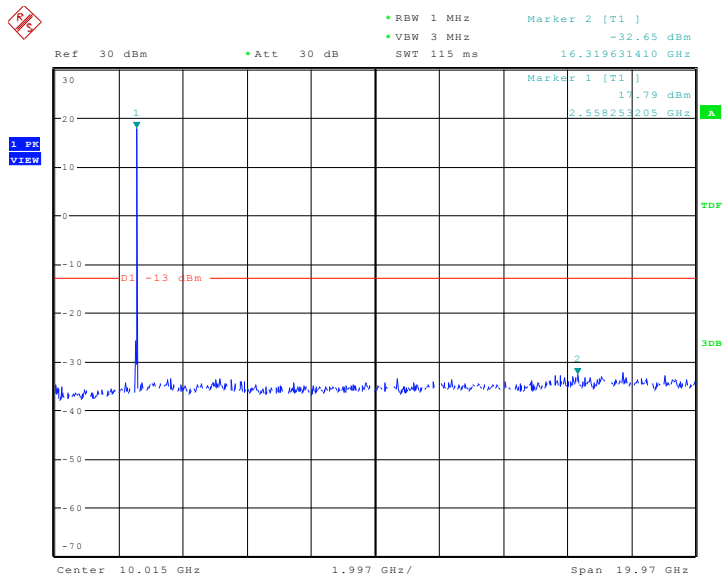
Date: 21.SEP.2016 18:04:16

BW10MHz-2535MHz,Q16-50RB_LOW@Pass



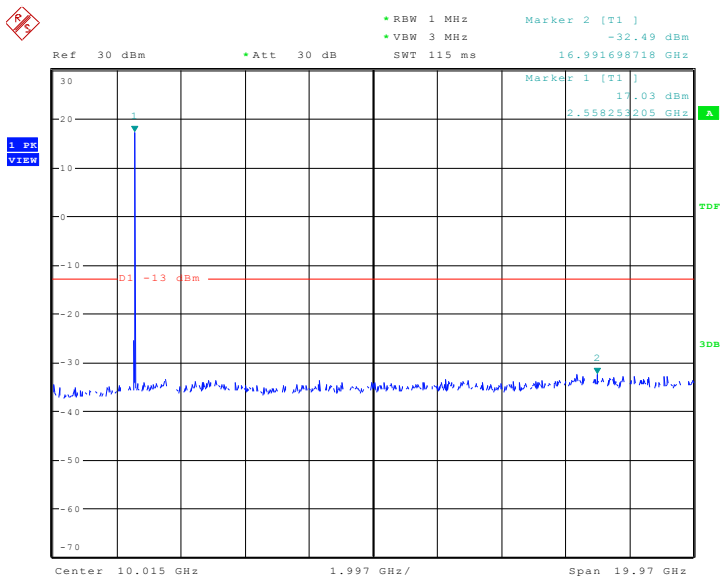
Date: 21.SEP.2016 18:05:03

BW10MHz-2565MHz,QPSK-50RB_LOW@Pass



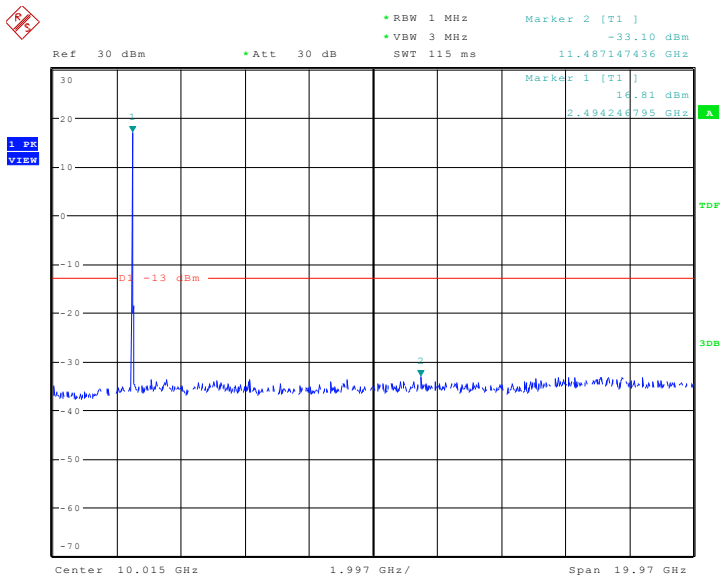
Date: 21.SEP.2016 18:05:54

BW10MHz-2565MHz,Q16-50RB_LOW@Pass



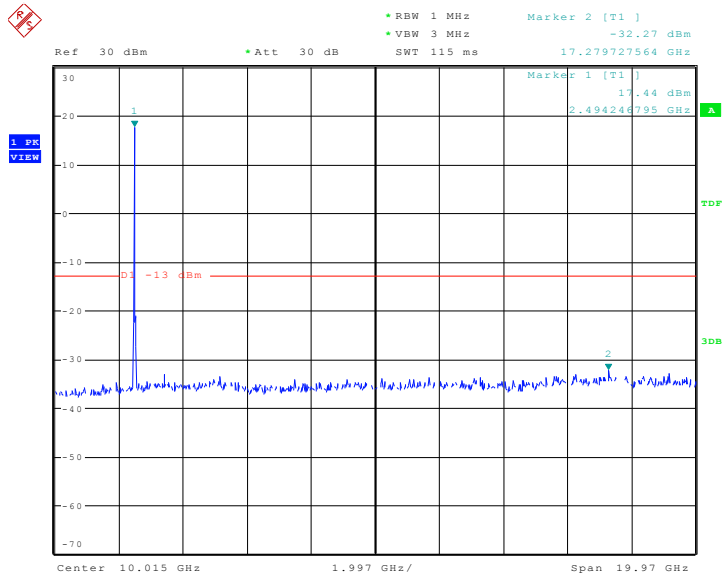
Date: 21.SEP.2016 18:06:42

BW15MHz-2507.5MHz,QPSK-75RB_LOW@Pass



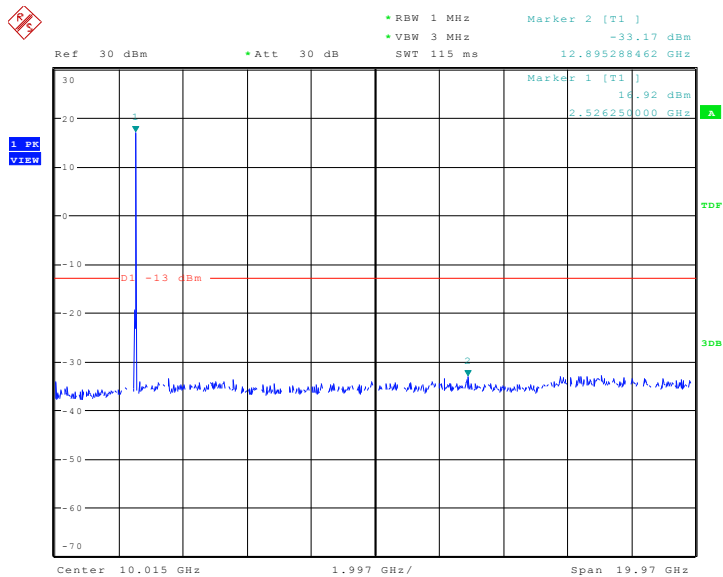
Date: 21.SEP.2016 18:08:17

BW15MHz-2507.5MHz,Q16-75RB_LOW@Pass



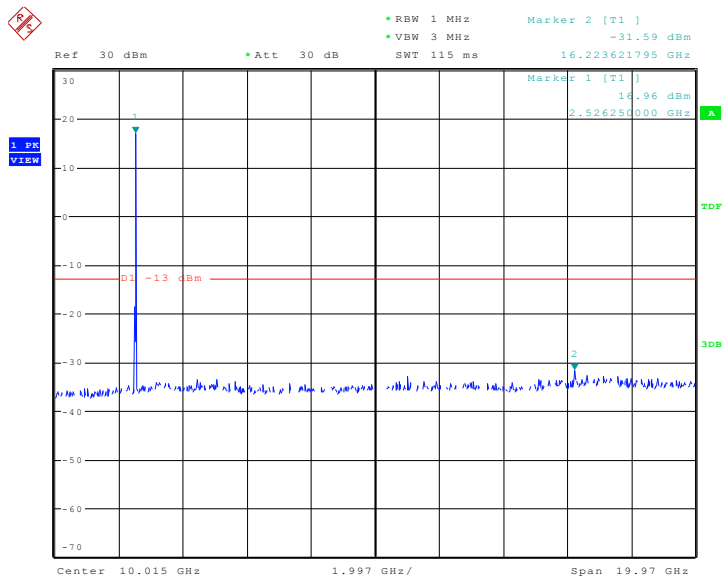
Date: 21.SEP.2016 18:09:26

BW15MHz-2535MHz,QPSK-75RB_LOW@Pass



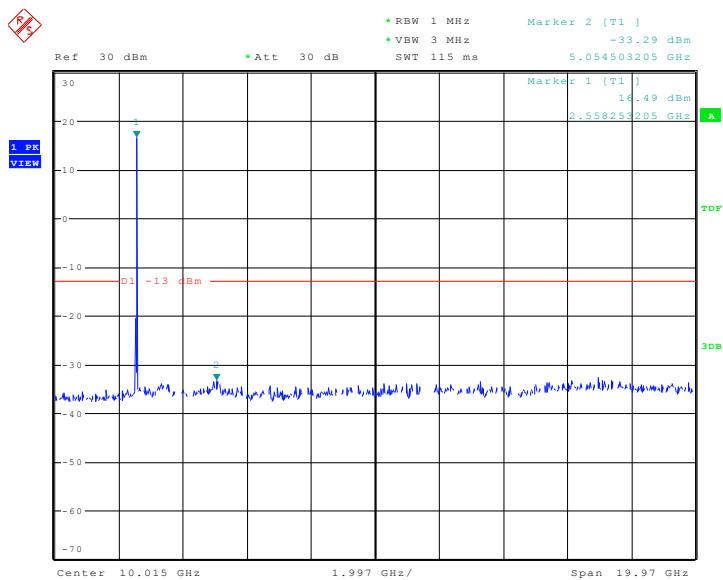
Date: 21.SEP.2016 18:10:16

BW15MHz-2535MHz,Q16-75RB_LOW@Pass



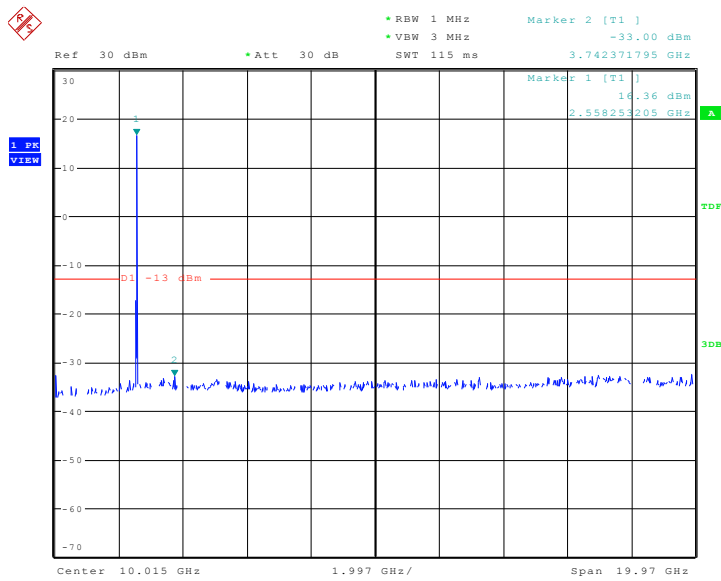
Date: 21.SEP.2016 18:11:21

BW15MHz-2562.5MHz,QPSK-75RB_LOW@Pass



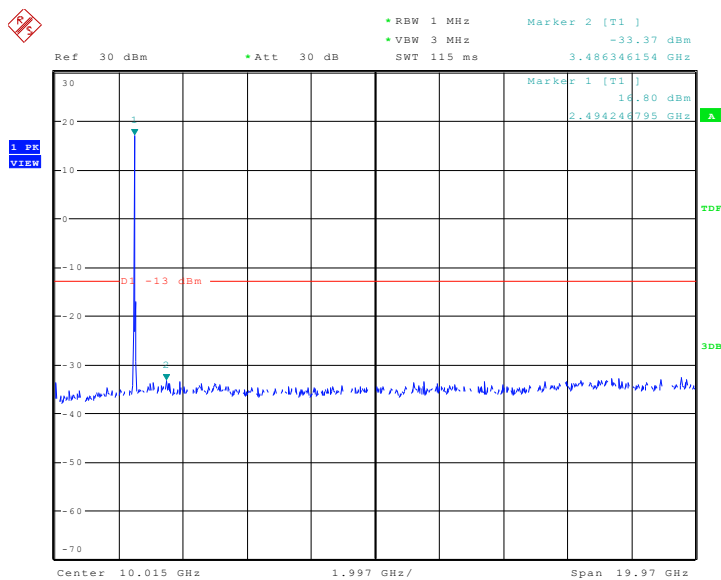
Date: 21.SEP.2016 18:12:20

BW15MHz-2562.5MHz,Q16-75RB_LOW@Pass



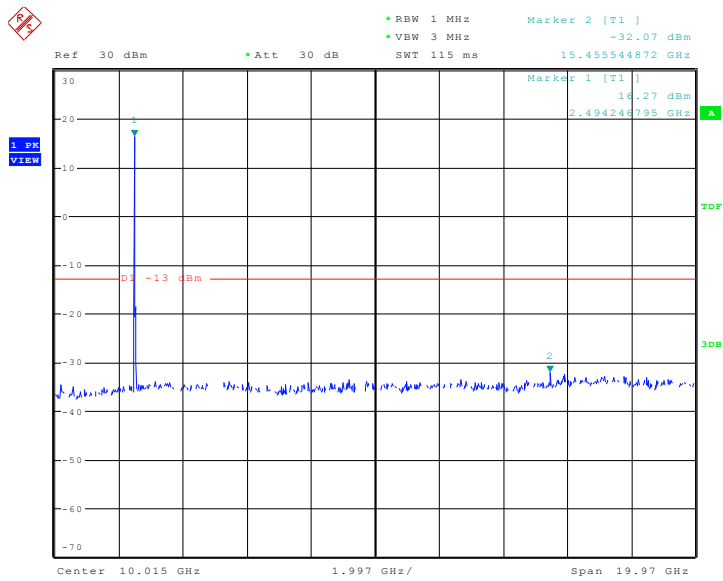
Date: 21.SEP.2016 18:13:20

BW20MHz-2510MHz,QPSK-100RB_LOW@Pass



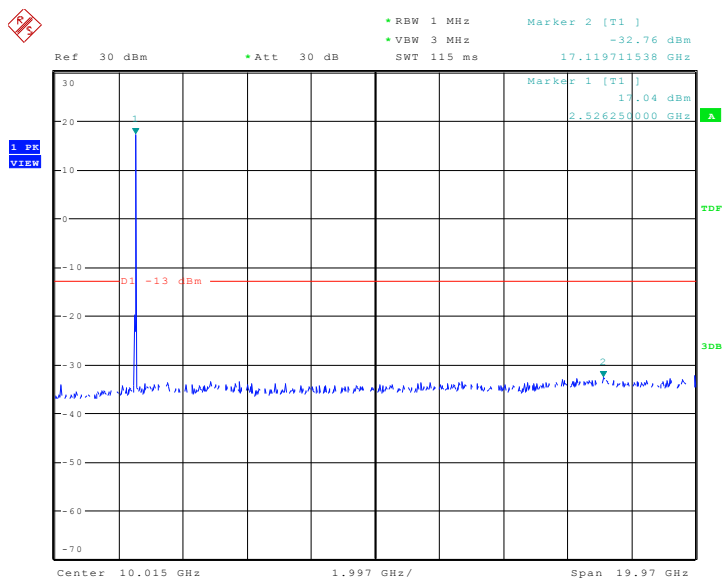
Date: 21.SEP.2016 18:15:19

BW20MHz-2510MHz,Q16-100RB_LOW@Pass



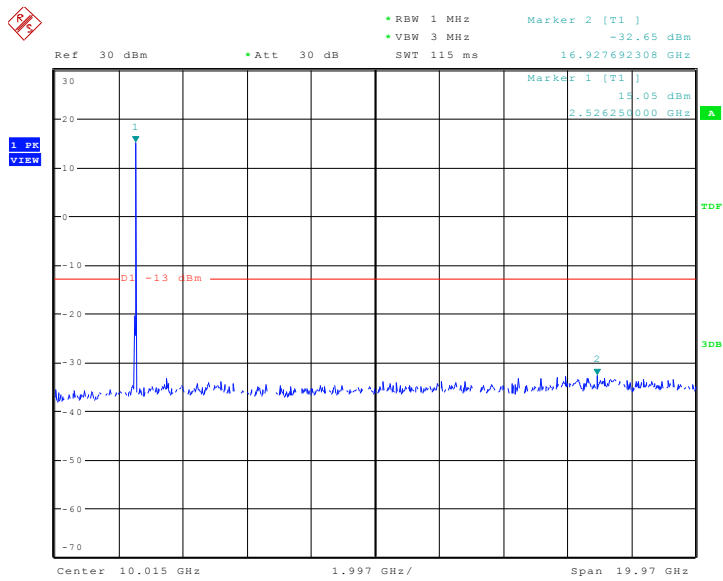
Date: 21.SEP.2016 18:16:14

BW20MHz-2535MHz,QPSK-100RB_LOW@Pass



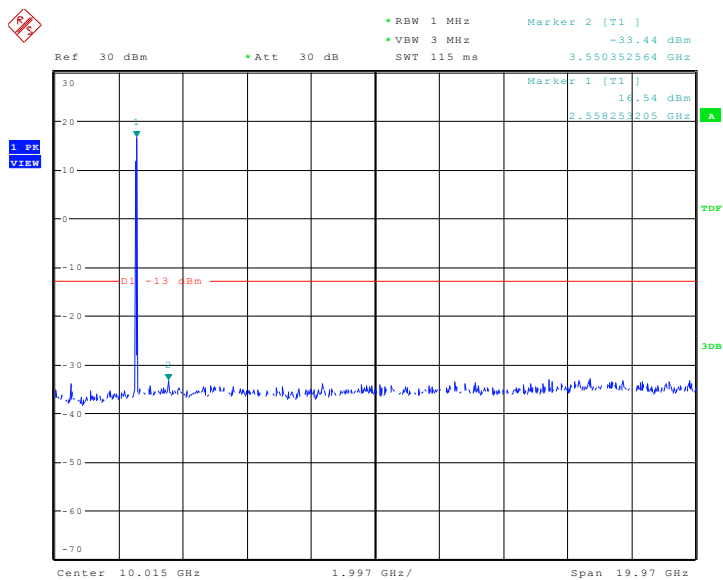
Date: 21.SEP.2016 18:17:11

BW20MHz-2535MHz,Q16-100RB_LOW@Pass



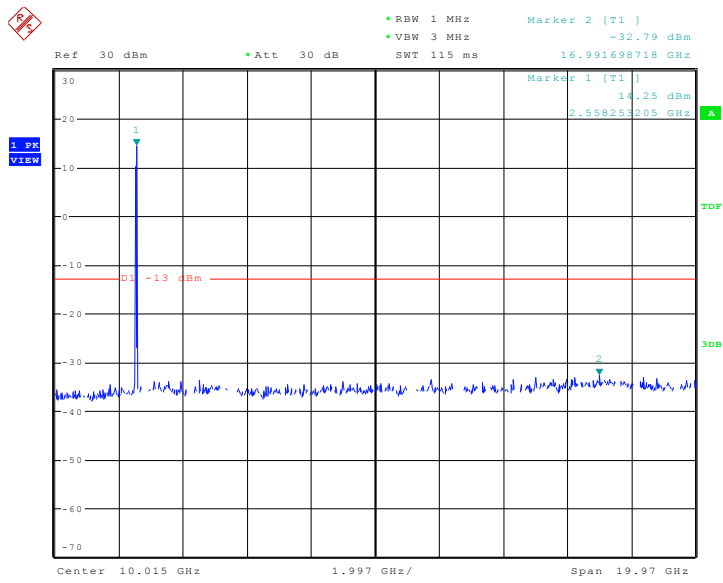
Date: 21.SEP.2016 18:18:01

BW20MHz-2560MHz,QPSK-100RB_LOW@Pass



Date: 21.SEP.2016 18:19:01

BW20MHz-2560MHz,Q16-100RB_LOW@Pass



Date: 21.SEP.2016 18:19:57

7.2.1 Radiated method

Note:

1, Below 30MHz no Spurious found.

2, UE is positioned at 3 axis at the pre-scan stage, and only the measurement of the worst case (bandwidth:20MHz /Full RB /QPSK) is reported in this part.

List of final test modes:

GSM850:

Mode	UL Channel	Frequency	Judgement
1	128	824.2	Pass
2	190	836.6	Pass
3	251	848.8	Pass

PCS1900

Mode	UL Channel	Frequency	Judgement
1	512	1850.2	Pass
2	661	1880	Pass
3	810	1909.8	Pass

UTRA BANDS

BAND 2:

Mode	UL Channel	Frequency	Judgement
1	9262	1852.4	Pass
2	9400	1880.0	Pass
3	9538	1907.6	Pass

BAND 4:.

Mode	UL Channel	Frequency	Judgement
1	1312	1712.4	Pass
2	1413	1732.6	Pass
3	1513	1752.6	Pass

BAND 5:

Mode	UL Channel	Frequency	Judgement
1	4132	826.4	Pass
2	4182	836.4	Pass
3	4233	846.6	Pass

E-UTRA BANDS**BAND 2:**

Mode	Bandwidth	UL Channel	Frequency	Modulation	RB Size	RB Offset	Judgement
1	20	18700	1860	QPSK	100	LOW	Pass
2	20	18900	1880	QPSK	100	LOW	Pass
3	20	19100	1900	QPSK	100	LOW	Pass

BAND 4:

Mode	Bandwidth	UL Channel	Frequency	Modulation	RB Size	RB Offset	Judgement
1	20	20050	1720	Q16	100	LOW	Pass
2	20	20300	1745	Q16	100	LOW	Pass
3	20	20175	1732.5	Q16	100	LOW	Pass

BAND 7:

Mode	Bandwidth	UL Channel	Frequency	Modulation	RB Size	RB Offset	Judgement
1	20	20850	2510	QPSK	100	LOW	Pass
2	20	21350	2560	QPSK	100	LOW	Pass
3	20	21100	2535	QPSK	100	LOW	Pass

Test record:

GSM850:

Mode 1					
Frequency(MHz)	Power(dBm)	A _{Rpl} (dBm)	P _{Mea} (dBm)	Limit (dBm)	Polarity
1648.4	-62.30	10.71	-51.58	-13	Horizontal
1648.4	-62.91	10.71	-52.22	-13	Vertical
2472.6	-63.98	11.95	-52.28	-13	Horizontal
2472.6	-65.50	11.95	-53.43	-13	Vertical

Mode 2					
Frequency(MHz)	Power(dBm)	A _{Rpl} (dBm)	P _{Mea} (dBm)	Limit (dBm)	Polarity
1673.2	-53.77	10.23	-43.54	-13	Horizontal
1673.2	-54.89	10.23	-44.66	-13	Vertical
2509.8	-62.92	12.21	-50.71	-13	Horizontal
2509.8	-56.42	12.21	-44.21	-13	Vertical

Mode 3					
Frequency(MHz)	Power(dBm)	A _{Rpl} (dBm)	P _{Mea} (dBm)	Limit (dBm)	Polarity
1697.6	-61.38	10.95	-50.43	-13	Horizontal
1697.6	-64.75	10.95	-53.8	-13	Vertical
2546.4	-54.04	12.37	-41.67	-13	Horizontal
2546.4	-66.60	12.37	-54.23	-13	Vertical

PCS1900:

Mode 1					
Frequency(MHz)	Power(dBm)	A _{Rpl} (dBm)	P _{Mea} (dBm)	Limit (dBm)	Polarity
3700.4	-50.36	9.28	-41.08	-13	Horizontal
3700.4	-54.60	9.28	-45.32	-13	Vertical
5550.6	-59.34	11.31	-48.03	-13	Horizontal
5550.6	-52.29	11.31	-40.98	-13	Vertical

Mode 2					
Frequency(MHz)	Power(dBm)	A _{Rpl} (dBm)	P _{Mea} (dBm)	Limit (dBm)	Polarity
3760	-64.95	9.44	-55.51	-13	Horizontal
3760	-50.81	9.44	-41.37	-13	Vertical
5640	-54.36	11.48	-42.88	-13	Horizontal
5640	-63.08	11.48	-51.6	-13	Vertical

Mode 3					
Frequency(MHz)	Power(dBm)	A _{Rpl} (dBm)	P _{Mea} (dBm)	Limit (dBm)	Polarity
3819.6	-64.88	9.71	-55.17	-13	Horizontal
3819.6	-64.45	9.71	-54.74	-13	Vertical
5729.4	-62.52	11.55	-50.97	-13	Horizontal
5729.4	-57.24	11.55	-45.69	-13	Vertical

UTRA BANDS**BAND 2:**

Mode 1					
Frequency(MHz)	Power(dBm)	A _{Rpl} (dBm)	P _{Mea} (dBm)	Limit (dBm)	Polarity
3704.8	-62.50	10.36	-52.14	-13	Horizontal
3704.8	-63.25	10.36	-52.89	-13	Vertical
5557.2	-63.67	12.40	-51.27	-13	Horizontal
5557.2	-64.57	11.40	-53.17	-13	Vertical

Mode 2					
Frequency(MHz)	Power(dBm)	A _{Rpl} (dBm)	P _{Mea} (dBm)	Limit (dBm)	Polarity
3760	-62.60	9.64	-52.96	-13	Horizontal
3760	-63.26	9.64	-53.62	-13	Vertical
5640	-64.18	12.73	-51.45	-13	Horizontal
5640	-64.89	12.73	-52.16	-13	Vertical

Mode 3					
Frequency(MHz)	Power(dBm)	A _{Rpl} (dBm)	P _{Mea} (dBm)	Limit (dBm)	Polarity
3815.2	-62.93	10.07	-52.86	-13	Horizontal
3815.2	-63.38	10.07	-53.31	-13	Vertical
5722.8	-63.96	12.45	-51.51	-13	Horizontal
5722.8	-64.58	12.45	-52.13	-13	Vertical

BAND 4:

Mode 1					
Frequency(MHz)	Power(dBm)	A _{Rpl} (dBm)	P _{Mea} (dBm)	Limit (dBm)	Polarity
3424.8	-62.75	9.63	-53.12	-13	Horizontal
3424.8	-63.45	9.63	-53.82	-13	Vertical
5137.2	-64.03	12.71	-51.32	-13	Horizontal
5137.2	-64.84	12.71	-52.13	-13	Vertical

Mode 2					
Frequency(MHz)	Power(dBm)	A _{Rpl} (dBm)	P _{Mea} (dBm)	Limit (dBm)	Polarity
3465.2	-57.92	9.72	-48.2	-13	Horizontal
3465.2	-58.71	9.72	-48.99	-13	Vertical
5197.8	-58.83	12.95	-45.88	-13	Horizontal
5197.8	-63.88	12.95	-50.93	-13	Vertical

Mode 3					
Frequency(MHz)	Power(dBm)	A _{Rpl} (dBm)	P _{Mea} (dBm)	Limit (dBm)	Polarity
3505.2	-62.68	10.17	-52.51	-13	Horizontal
3505.2	-63.09	10.17	-52.92	-13	Vertical
5257.8	-64.46	13.22	-51.24	-13	Horizontal
5257.8	-65.03	13.22	-51.81	-13	Vertical

BAND 5:

Mode 1					
Frequency(MHz)	Power(dBm)	A _{Rpl} (dBm)	P _{Mea} (dBm)	Limit (dBm)	Polarity
1652.8	-62.49	10.71	-51.78	-13	Horizontal
1652.8	-62.98	10.71	-52.27	-13	Vertical
2479.2	-63.63	11.95	-51.68	-13	Horizontal
2479.2	-65.25	11.95	-53.3	-13	Vertical

Mode 2					
Frequency(MHz)	Power(dBm)	A _{Rpl} (dBm)	P _{Mea} (dBm)	Limit (dBm)	Polarity
1672.8	-62.47	10.99	-51.48	-13	Horizontal
1672.8	-62.60	10.99	-51.61	-13	Vertical
2509.2	-63.82	12.05	-51.77	-13	Horizontal
2509.2	-64.78	12.05	-52.73	-13	Vertical

Mode 3					
Frequency(MHz)	Power(dBm)	A _{Rpl} (dBm)	P _{Mea} (dBm)	Limit (dBm)	Polarity
1693.2	-62.93	10.10	-52.83	-13	Horizontal
1693.2	-63.06	10.10	-52.96	-13	Vertical
2539.8	-64.42	12.77	-51.65	-13	Horizontal
2539.8	-64.98	12.77	-52.21	-13	Vertical

E-UTRA BANDS**BAND 2:**

Mode 1					
Frequency(MHz)	Power(dBm)	A _{Rpl} (dBm)	P _{Mea} (dBm)	Limit (dBm)	Polarity
3720	-62.99	10.21	-52.78	-13	Horizontal
3720	-62.74	10.21	-52.53	-13	Vertical
5580	-64.09	13.26	-50.83	-13	Horizontal
5580	-64.93	13.26	-51.67	-13	Vertical

Mode 2					
Frequency(MHz)	Power(dBm)	A _{Rpl} (dBm)	P _{Mea} (dBm)	Limit (dBm)	Polarity
3760	-62.73	10.23	-52.5	-13	Horizontal
3760	-63.10	10.23	-52.87	-13	Vertical
5640	-64.29	13.47	-50.82	-13	Horizontal
5640	-65.41	13.47	-51.94	-13	Vertical

Mode 3					
Frequency(MHz)	Power(dBm)	A _{Rpl} (dBm)	P _{Mea} (dBm)	Limit (dBm)	Polarity
3800	-61.26	10.27	-50.99	-13	Horizontal
3800	-55.69	10.27	-45.42	-13	Vertical
5700	-61.22	13.5	-47.72	-13	Horizontal
5700	-65.64	13.5	-52.14	-13	Vertical

BAND 4:

Mode 1					
Frequency(MHz)	Power(dBm)	A _{Rpl} (dBm)	P _{Mea} (dBm)	Limit (dBm)	Polarity
3440	-62.25	10.01	-52.24	-13	Horizontal
3440	-63.12	10.01	-53.11	-13	Vertical
5160	-63.61	14.6	-49.01	-13	Horizontal
5160	-64.85	14.6	-50.25	-13	Vertical

Mode 2					
Frequency(MHz)	Power(dBm)	A _{Rpl} (dBm)	P _{Mea} (dBm)	Limit (dBm)	Polarity
3490	-62.50	10.01	-52.49	-13	Horizontal
3490	-63.03	10.01	-53.02	-13	Vertical
5235	-63.68	14.8	-48.88	-13	Horizontal
5235	-64.71	14.8	-49.91	-13	Vertical

Mode 3					
Frequency(MHz)	Power(dBm)	A _{Rpl} (dBm)	P _{Mea} (dBm)	Limit (dBm)	Polarity
3465	-62.51	10.01	-52.5	-13	Horizontal
3465	-63.00	10.01	-52.99	-13	Vertical
5197.5	-64.16	14.8	-49.36	-13	Horizontal
5197.5	-64.68	14.8	-49.88	-13	Vertical

BAND 7:

Mode 1					
Frequency(MHz)	Power(dBm)	A _{Rpl} (dBm)	P _{Mea} (dBm)	Limit (dBm)	Polarity
5020	-62.98	13.57	-49.41	-25	Horizontal
5020	-62.77	13.57	-49.2	-25	Vertical
7530	-64.21	18.25	-45.96	-25	Horizontal
7530	-64.63	18.25	-46.38	-25	Vertical

Mode 2					
Frequency(MHz)	Power(dBm)	A _{Rpl} (dBm)	P _{Mea} (dBm)	Limit (dBm)	Polarity
5120	-63.12	13.57	-49.55	-25	Horizontal
5120	-63.30	13.57	-49.73	-25	Vertical
7680	-64.42	18.25	-46.17	-25	Horizontal
7680	-65.13	18.25	-46.88	-25	Vertical

Mode 3					
Frequency(MHz)	Power(dBm)	A _{Rpl} (dBm)	P _{Mea} (dBm)	Limit (dBm)	Polarity
5070	-62.68	13.57	-49.11	-25	Horizontal
5070	-63.35	13.57	-49.78	-25	Vertical
7605	-63.99	18.25	-45.74	-25	Horizontal
7605	-65.33	18.25	-47.08	-25	Vertical

8 FREQUENCY STABILITY

8.1 Measurement Result (Worst)

Frequency Error against Voltage for GSM 850 band (Mid channel)

Voltage(V)	Frequency error(Hz)	Frequency error (ppm)
3.45	35	0.041
3.85	33	0.039
4.4	36	0.042

Frequency Error against Temperature for GSM 850 band (Mid channel)

Temperature(°C)	Frequency error(Hz)	Frequency error(ppm)
-10	39	0.047
0	39	0.046
10	32	0.038
20	37	0.045
30	36	0.043
40	30	0.036
50	36	0.042

Frequency Error against Voltage for PCS 1900 band (Mid channel)

Voltage(V)	Frequency error(Hz)	Frequency error(ppm)
3.45	31	0.016
3.85	31	0.017
4.4	30	0.016

Frequency Error against Temperature for PCS 1900 band (Mid channel)

Temperature(°C)	Frequency error(Hz)	Frequency error(ppm)
-10	36	0.019
0	35	0.019
10	32	0.017
20	38	0.020
30	29	0.015
40	31	0.016
50	31	0.016

Frequency Error against Voltage for GPRS 850 band (Mid channel)

Voltage(V)	Frequency error(Hz)	Frequency error (ppm)
3.45	37	0.044
3.85	34	0.041
4.4	38	0.045

Frequency Error against Temperature for GPRS 850 band (Mid channel)

Temperature(°C)	Frequency error(Hz)	Frequency error(ppm)
-10	30	0.036
0	38	0.046
10	28	0.034
20	39	0.047
30	30	0.036
40	40	0.048
50	36	0.043

Frequency Error against Voltage for GPRS 1900 band (Mid channel)

Voltage(V)	Frequency error(Hz)	Frequency error(ppm)
3.45	35	0.019
3.85	33	0.018
4.4	36	0.019

Frequency Error against Temperature for GPRS 1900 band (Mid channel)

Temperature(°C)	Frequency error(Hz)	Frequency error(ppm)
-10	30	0.016
0	36	0.019
10	37	0.020
20	32	0.017
30	32	0.017
40	38	0.020
50	39	0.021

Frequency Error against Voltage for EGPRS 850 band (Mid channel)

Voltage(V)	Frequency error(Hz)	Frequency error (ppm)
3.45	31	0.037
3.85	39	0.047
4.4	32	0.039

Frequency Error against Temperature for EGPRS 850 band (Mid channel)

Temperature(°C)	Frequency error(Hz)	Frequency error(ppm)
-10	37	0.044
0	40	0.048
10	29	0.035
20	39	0.046
30	39	0.047
40	36	0.043
50	38	0.045

Frequency Error against Voltage for EGPRS 1900 band (Mid channel)

Voltage(V)	Frequency error(Hz)	Frequency error(ppm)
3.45	32	0.017
3.85	31	0.016
4.4	38	0.020

Frequency Error against Temperature for EGPRS 1900 band (Mid channel)

Temperature(°C)	Frequency error(Hz)	Frequency error(ppm)
-10	41	0.022
0	29	0.016
10	32	0.017
20	33	0.017
30	35	0.019
40	37	0.020
50	36	0.019

UTRA BANDS**Frequency Error against Voltage for WCDMA BAND 2 (Mid channel)**

Voltage(V)	Frequency error(Hz)	Frequency error (ppm)
3.45	31	0.017
3.85	32	0.017
4.4	28	0.015

Frequency Error against Temperature for WCDMA BAND 2 (Mid channel)

Temperature(°C)	Frequency error(Hz)	Frequency error(ppm)
-10	35	0.019
0	36	0.019
10	35	0.019
20	38	0.020
30	35	0.019
40	37	0.020
50	37	0.020

Frequency Error against Voltage for WCDMA BAND 4 (Mid channel)

Voltage(V)	Frequency error(Hz)	Frequency error (ppm)
3.45	35	0.020
3.85	31	0.018
4.4	36	0.021

Frequency Error against Temperature for WCDMA BAND 4 (Mid channel)

Temperature(°C)	Frequency error(Hz)	Frequency error(ppm)
-10	29	0.017
0	29	0.017
10	38	0.022
20	35	0.020
30	34	0.019
40	29	0.016
50	34	0.020

Frequency Error against Voltage for WCDMA BAND 5 (Mid channel)

Voltage(V)	Frequency error(Hz)	Frequency error(ppm)
3.45	34	0.041
3.85	39	0.047
4.4	39	0.047

Frequency Error against Temperature for WCDMA BAND 5 (Mid channel)

Temperature(°C)	Frequency error(Hz)	Frequency error(ppm)
-10	37	0.044
0	33	0.040
10	29	0.035
20	35	0.042
30	38	0.046
40	32	0.038
50	29	0.035

**E-UTRA
BAND 2:**

Bandwidth	UL Channel	Frequency	Modulation	RB	RB	Frequency Error (Hz)	Frequency Error
				Size	Offset		(ppm)
1.4	18607	1850.7	QPSK	1	LOW	-10.11	-0.0055
1.4	18607	1850.7	QPSK	1	MID	5.78	0.0031
1.4	18607	1850.7	QPSK	1	HIGH	5.29	0.0029
1.4	18607	1850.7	QPSK	3	LOW	2.9	0.0016
1.4	18607	1850.7	QPSK	3	MID	2.6	0.0014
1.4	18607	1850.7	QPSK	3	HIGH	4.18	0.0023
1.4	18607	1850.7	QPSK	6	LOW	-4.05	-0.0022
1.4	18607	1850.7	Q16	1	LOW	-4.59	-0.0025
1.4	18607	1850.7	Q16	1	MID	2.59	0.0014
1.4	18607	1850.7	Q16	1	HIGH	-4.85	-0.0026
1.4	18607	1850.7	Q16	3	LOW	-4.09	-0.0022
1.4	18607	1850.7	Q16	3	MID	-3.1	-0.0017
1.4	18607	1850.7	Q16	3	HIGH	3.36	0.0018
1.4	18607	1850.7	Q16	6	LOW	4.08	0.0022
1.4	18900	1880	QPSK	1	LOW	5.36	0.0029
1.4	18900	1880	QPSK	1	MID	-8.5	-0.0045
1.4	18900	1880	QPSK	1	HIGH	-9.83	-0.0052
1.4	18900	1880	QPSK	3	LOW	-3.05	-0.0016
1.4	18900	1880	QPSK	3	MID	5.31	0.0028
1.4	18900	1880	QPSK	3	HIGH	7.8	0.0041
1.4	18900	1880	QPSK	6	LOW	7.25	0.0039
1.4	18900	1880	Q16	1	LOW	2.83	0.0015
1.4	18900	1880	Q16	1	MID	3.12	0.0017
1.4	18900	1880	Q16	1	HIGH	-4.98	-0.0026
1.4	18900	1880	Q16	3	LOW	3.39	0.0018
1.4	18900	1880	Q16	3	MID	-3.33	-0.0018
1.4	18900	1880	Q16	3	HIGH	4.06	0.0022
1.4	18900	1880	Q16	6	LOW	4.46	0.0024
1.4	19193	1909.3	QPSK	1	LOW	7.42	0.0039
1.4	19193	1909.3	QPSK	1	MID	7.4	0.0039
1.4	19193	1909.3	QPSK	1	HIGH	5.69	0.003
1.4	19193	1909.3	QPSK	3	LOW	4.81	0.0025
1.4	19193	1909.3	QPSK	3	MID	-4.86	-0.0025
1.4	19193	1909.3	QPSK	3	HIGH	-5.59	-0.0029

Bandwidth	UL Channel	Frequency	Modulation	RB	RB	Frequency Error (Hz)	Frequency Error (ppm)
				Size	Offset		
1.4	19193	1909.3	QPSK	6	LOW	4.55	0.0024
1.4	19193	1909.3	Q16	1	LOW	-4.55	-0.0024
1.4	19193	1909.3	Q16	1	MID	-5.79	-0.003
1.4	19193	1909.3	Q16	1	HIGH	-5.85	-0.0031
1.4	19193	1909.3	Q16	3	LOW	-5.99	-0.0031
1.4	19193	1909.3	Q16	3	MID	4.22	0.0022
1.4	19193	1909.3	Q16	3	HIGH	-4.62	-0.0024
1.4	19193	1909.3	Q16	6	LOW	3.86	0.002
3	18615	1851.5	QPSK	1	LOW	13.75	0.0074
3	18615	1851.5	QPSK	1	MID	11.47	0.0062
3	18615	1851.5	QPSK	1	HIGH	10.49	0.0057
3	18615	1851.5	QPSK	8	LOW	5.18	0.0028
3	18615	1851.5	QPSK	8	MID	5.36	0.0029
3	18615	1851.5	QPSK	8	HIGH	5.78	0.0031
3	18615	1851.5	QPSK	15	LOW	-2.62	-0.0014
3	18615	1851.5	Q16	1	LOW	-5.01	-0.0027
3	18615	1851.5	Q16	1	MID	-5.46	-0.0029
3	18615	1851.5	Q16	1	HIGH	-6.19	-0.0033
3	18615	1851.5	Q16	8	LOW	-4.96	-0.0027
3	18615	1851.5	Q16	8	MID	-6.09	-0.0033
3	18615	1851.5	Q16	8	HIGH	-6.38	-0.0034
3	18615	1851.5	Q16	15	LOW	-2.73	-0.0015
3	18900	1880	QPSK	1	LOW	6.87	0.0037
3	18900	1880	QPSK	1	MID	-4.05	-0.0022
3	18900	1880	QPSK	1	HIGH	-7.12	-0.0038
3	18900	1880	QPSK	8	LOW	5.84	0.0031
3	18900	1880	QPSK	8	MID	7.4	0.0039
3	18900	1880	QPSK	8	HIGH	3.82	0.002
3	18900	1880	QPSK	15	LOW	5.94	0.0032
3	18900	1880	Q16	1	LOW	-6.45	-0.0034
3	18900	1880	Q16	1	MID	-3.5	-0.0019
3	18900	1880	Q16	1	HIGH	-3.68	-0.002
3	18900	1880	Q16	8	LOW	-4.25	-0.0023
3	18900	1880	Q16	8	MID	-6.68	-0.0036
3	18900	1880	Q16	8	HIGH	-6.35	-0.0034
3	18900	1880	Q16	15	LOW	3.45	0.0018

Bandwidth	UL Channel	Frequency	Modulation	RB	RB	Frequency Error (Hz)	Frequency Error (ppm)
				Size	Offset		
3	19185	1908.5	QPSK	1	LOW	-7.17	-0.0038
3	19185	1908.5	QPSK	1	MID	-6.11	-0.0032
3	19185	1908.5	QPSK	1	HIGH	4.02	0.0021
3	19185	1908.5	QPSK	8	LOW	-3.65	-0.0019
3	19185	1908.5	QPSK	8	MID	-5.68	-0.003
3	19185	1908.5	QPSK	8	HIGH	-6.15	-0.0032
3	19185	1908.5	QPSK	15	LOW	-5.95	-0.0031
3	19185	1908.5	Q16	1	LOW	-4.25	-0.0022
3	19185	1908.5	Q16	1	MID	-7.6	-0.004
3	19185	1908.5	Q16	1	HIGH	-6.07	-0.0032
3	19185	1908.5	Q16	8	LOW	-8.44	-0.0044
3	19185	1908.5	Q16	8	MID	-6.18	-0.0032
3	19185	1908.5	Q16	8	HIGH	-8.17	-0.0043
3	19185	1908.5	Q16	15	LOW	-7.1	-0.0037
5	18625	1852.5	QPSK	1	LOW	11.3	0.0061
5	18625	1852.5	QPSK	1	MID	7.28	0.0039
5	18625	1852.5	QPSK	1	HIGH	4.45	0.0024
5	18625	1852.5	QPSK	12	LOW	5.48	0.003
5	18625	1852.5	QPSK	12	MID	4.21	0.0023
5	18625	1852.5	QPSK	12	HIGH	3.42	0.0018
5	18625	1852.5	QPSK	25	LOW	3.99	0.0022
5	18625	1852.5	Q16	1	LOW	-4.53	-0.0024
5	18625	1852.5	Q16	1	MID	-4.11	-0.0022
5	18625	1852.5	Q16	1	HIGH	4.45	0.0024
5	18625	1852.5	Q16	12	LOW	3.65	0.002
5	18625	1852.5	Q16	12	MID	3.63	0.002
5	18625	1852.5	Q16	12	HIGH	-4.23	-0.0023
5	18625	1852.5	Q16	25	LOW	-4.02	-0.0022
5	18900	1880	QPSK	1	LOW	-4.71	-0.0025
5	18900	1880	QPSK	1	MID	-5.61	-0.003
5	18900	1880	QPSK	1	HIGH	-2.23	-0.0012
5	18900	1880	QPSK	12	LOW	2.52	0.0013
5	18900	1880	QPSK	12	MID	4.55	0.0024
5	18900	1880	QPSK	12	HIGH	4.63	0.0025
5	18900	1880	QPSK	25	LOW	3.38	0.0018
5	18900	1880	Q16	1	LOW	4.72	0.0025

Bandwidth	UL Channel	Frequency	Modulation	RB	RB	Frequency Error (Hz)	Frequency Error (ppm)
				Size	Offset		
5	18900	1880	Q16	1	MID	-4.28	-0.0023
5	18900	1880	Q16	1	HIGH	-7.75	-0.0041
5	18900	1880	Q16	12	LOW	4.68	0.0025
5	18900	1880	Q16	12	MID	-7.18	-0.0038
5	18900	1880	Q16	12	HIGH	5.65	0.003
5	18900	1880	Q16	25	LOW	-5.85	-0.0031
5	19175	1907.5	QPSK	1	LOW	-5.32	-0.0028
5	19175	1907.5	QPSK	1	MID	6.94	0.0036
5	19175	1907.5	QPSK	1	HIGH	4.35	0.0023
5	19175	1907.5	QPSK	12	LOW	4.86	0.0025
5	19175	1907.5	QPSK	12	MID	7.75	0.0041
5	19175	1907.5	QPSK	12	HIGH	-3.68	-0.0019
5	19175	1907.5	QPSK	25	LOW	5.15	0.0027
5	19175	1907.5	Q16	1	LOW	-3.12	-0.0016
5	19175	1907.5	Q16	1	MID	3.55	0.0019
5	19175	1907.5	Q16	1	HIGH	4.75	0.0025
5	19175	1907.5	Q16	12	LOW	6.18	0.0032
5	19175	1907.5	Q16	12	MID	-4.23	-0.0022
5	19175	1907.5	Q16	12	HIGH	7.05	0.0037
5	19175	1907.5	Q16	25	LOW	6.04	0.0032
10	18650	1855	QPSK	1	LOW	4.31	0.0023
10	18650	1855	QPSK	1	MID	2.36	0.0013
10	18650	1855	QPSK	1	HIGH	-5.02	-0.0027
10	18650	1855	QPSK	25	LOW	-4.59	-0.0025
10	18650	1855	QPSK	25	MID	-7.65	-0.0041
10	18650	1855	QPSK	25	HIGH	3.36	0.0018
10	18650	1855	QPSK	50	LOW	-4.79	-0.0026
10	18650	1855	Q16	1	LOW	-8.58	-0.0046
10	18650	1855	Q16	1	MID	-10.5	-0.0057
10	18650	1855	Q16	1	HIGH	-8.78	-0.0047
10	18650	1855	Q16	25	LOW	-5.45	-0.0029
10	18650	1855	Q16	25	MID	-5.92	-0.0032
10	18650	1855	Q16	25	HIGH	-5.58	-0.003
10	18650	1855	Q16	50	LOW	-7.31	-0.0039
10	18900	1880	QPSK	1	LOW	-5.75	-0.0031
10	18900	1880	QPSK	1	MID	-2.92	-0.0016

Bandwidth	UL Channel	Frequency	Modulation	RB	RB	Frequency Error (Hz)	Frequency Error (ppm)
				Size	Offset		
10	18900	1880	QPSK	1	HIGH	7.15	0.0038
10	18900	1880	QPSK	25	LOW	2.56	0.0014
10	18900	1880	QPSK	25	MID	-3.18	-0.0017
10	18900	1880	QPSK	25	HIGH	-5.64	-0.003
10	18900	1880	QPSK	50	LOW	-3.86	-0.0021
10	18900	1880	Q16	1	LOW	-5.87	-0.0031
10	18900	1880	Q16	1	MID	-4.02	-0.0021
10	18900	1880	Q16	1	HIGH	-3.03	-0.0016
10	18900	1880	Q16	25	LOW	-6.77	-0.0036
10	18900	1880	Q16	25	MID	-6.74	-0.0036
10	18900	1880	Q16	25	HIGH	-6.12	-0.0033
10	18900	1880	Q16	50	LOW	-4.56	-0.0024
10	19150	1905	QPSK	1	LOW	-6.05	-0.0032
10	19150	1905	QPSK	1	MID	-3.28	-0.0017
10	19150	1905	QPSK	1	HIGH	-4.18	-0.0022
10	19150	1905	QPSK	25	LOW	-5.55	-0.0029
10	19150	1905	QPSK	25	MID	-3.6	-0.0019
10	19150	1905	QPSK	25	HIGH	-7.7	-0.004
10	19150	1905	QPSK	50	LOW	-4.92	-0.0026
10	19150	1905	Q16	1	LOW	-5.95	-0.0031
10	19150	1905	Q16	1	MID	-6.24	-0.0033
10	19150	1905	Q16	1	HIGH	-7.55	-0.004
10	19150	1905	Q16	25	LOW	-4.41	-0.0023
10	19150	1905	Q16	25	MID	-4.02	-0.0021
10	19150	1905	Q16	25	HIGH	-5.16	-0.0027
10	19150	1905	Q16	50	LOW	-4.42	-0.0023
15	18675	1857.5	QPSK	1	LOW	8.05	0.0043
15	18675	1857.5	QPSK	1	MID	6.75	0.0036
15	18675	1857.5	QPSK	1	HIGH	5.81	0.0031
15	18675	1857.5	QPSK	36	LOW	3.59	0.0019
15	18675	1857.5	QPSK	36	MID	-2.92	-0.0016
15	18675	1857.5	QPSK	36	HIGH	5.71	0.0031
15	18675	1857.5	QPSK	75	LOW	-4.51	-0.0024
15	18675	1857.5	Q16	1	LOW	5.87	0.0032
15	18675	1857.5	Q16	1	MID	-4.76	-0.0026
15	18675	1857.5	Q16	1	HIGH	5.09	0.0027

Bandwidth	UL Channel	Frequency	Modulation	RB	RB	Frequency Error (Hz)	Frequency Error (ppm)
				Size	Offset		
15	18675	1857.5	Q16	36	LOW	3.33	0.0018
15	18675	1857.5	Q16	36	MID	4.59	0.0025
15	18675	1857.5	Q16	36	HIGH	4.51	0.0024
15	18675	1857.5	Q16	75	LOW	4.91	0.0026
15	18900	1880	QPSK	1	LOW	-3.96	-0.0021
15	18900	1880	QPSK	1	MID	3	0.0016
15	18900	1880	QPSK	1	HIGH	-3.42	-0.0018
15	18900	1880	QPSK	36	LOW	-4.11	-0.0022
15	18900	1880	QPSK	36	MID	-5.29	-0.0028
15	18900	1880	QPSK	36	HIGH	-3.85	-0.002
15	18900	1880	QPSK	75	LOW	-3.4	-0.0018
15	18900	1880	Q16	1	LOW	-7.07	-0.0038
15	18900	1880	Q16	1	MID	-5.65	-0.003
15	18900	1880	Q16	1	HIGH	-5.26	-0.0028
15	18900	1880	Q16	36	LOW	-5.04	-0.0027
15	18900	1880	Q16	36	MID	-5.09	-0.0027
15	18900	1880	Q16	36	HIGH	-5.55	-0.003
15	18900	1880	Q16	75	LOW	-5.08	-0.0027
15	19125	1902.5	QPSK	1	LOW	7.55	0.004
15	19125	1902.5	QPSK	1	MID	13.95	0.0073
15	19125	1902.5	QPSK	1	HIGH	12.06	0.0063
15	19125	1902.5	QPSK	36	LOW	14.71	0.0077
15	19125	1902.5	QPSK	36	MID	4.82	0.0025
15	19125	1902.5	QPSK	36	HIGH	3.49	0.0018
15	19125	1902.5	QPSK	75	LOW	4.96	0.0026
15	19125	1902.5	Q16	1	LOW	4.81	0.0025
15	19125	1902.5	Q16	1	MID	3.73	0.002
15	19125	1902.5	Q16	1	HIGH	4.89	0.0026
15	19125	1902.5	Q16	36	LOW	4.51	0.0024
15	19125	1902.5	Q16	36	MID	5.42	0.0028
15	19125	1902.5	Q16	36	HIGH	-5.31	-0.0028
15	19125	1902.5	Q16	75	LOW	4.28	0.0022
20	18700	1860	QPSK	1	LOW	7.98	0.0043
20	18700	1860	QPSK	1	MID	5.91	0.0032
20	18700	1860	QPSK	1	HIGH	7.72	0.0042
20	18700	1860	QPSK	50	LOW	4.78	0.0026

Bandwidth	UL Channel	Frequency	Modulation	RB	RB	Frequency Error (Hz)	Frequency Error (ppm)
				Size	Offset		
20	18700	1860	QPSK	50	MID	3.78	0.002
20	18700	1860	QPSK	50	HIGH	4.05	0.0022
20	18700	1860	QPSK	100	LOW	-5.19	-0.0028
20	18700	1860	Q16	1	LOW	3.71	0.002
20	18700	1860	Q16	1	MID	-4.15	-0.0022
20	18700	1860	Q16	1	HIGH	6.92	0.0037
20	18700	1860	Q16	50	LOW	4.23	0.0023
20	18700	1860	Q16	50	MID	-2.46	-0.0013
20	18700	1860	Q16	50	HIGH	-5.26	-0.0028
20	18700	1860	Q16	100	LOW	-3.98	-0.0021
20	18900	1880	QPSK	1	LOW	-5.35	-0.0028
20	18900	1880	QPSK	1	MID	-3.96	-0.0021
20	18900	1880	QPSK	1	HIGH	3.72	0.002
20	18900	1880	QPSK	50	LOW	3.82	0.002
20	18900	1880	QPSK	50	MID	6.92	0.0037
20	18900	1880	QPSK	50	HIGH	-5.34	-0.0028
20	18900	1880	QPSK	100	LOW	-4.85	-0.0026
20	18900	1880	Q16	1	LOW	-4.68	-0.0025
20	18900	1880	Q16	1	MID	5.42	0.0029
20	18900	1880	Q16	1	HIGH	6.05	0.0032
20	18900	1880	Q16	50	LOW	-3.36	-0.0018
20	18900	1880	Q16	50	MID	-4.18	-0.0022
20	18900	1880	Q16	50	HIGH	-3.75	-0.002
20	18900	1880	Q16	100	LOW	4.28	0.0023
20	19100	1900	QPSK	1	LOW	7.47	0.0039
20	19100	1900	QPSK	1	MID	5.05	0.0027
20	19100	1900	QPSK	1	HIGH	3.68	0.0019
20	19100	1900	QPSK	50	LOW	10.73	0.0056
20	19100	1900	QPSK	50	MID	2.95	0.0016
20	19100	1900	QPSK	50	HIGH	4.05	0.0021
20	19100	1900	QPSK	100	LOW	-5.29	-0.0028
20	19100	1900	Q16	1	LOW	-8.48	-0.0045
20	19100	1900	Q16	1	MID	-7.2	-0.0038
20	19100	1900	Q16	1	HIGH	-8.47	-0.0045
20	19100	1900	Q16	50	LOW	-4.84	-0.0025
20	19100	1900	Q16	50	MID	-4.09	-0.0022

Bandwidth	UL Channel	Frequency	Modulation	RB	RB	Frequency Error (Hz)	Frequency Error (ppm)
				Size	Offset		
20	19100	1900	Q16	50	HIGH	-5.28	-0.0028
20	19100	1900	Q16	100	LOW	-6.71	-0.0035

BAND 4:

Bandwidth	UL Channel	Frequency	Modulation	RB	RB	Frequency Error (Hz)	Frequency Error (ppm)
				Size	Offset		
1.4	19957	1710.7	QPSK	1	LOW	-9.91	-0.0058
1.4	19957	1710.7	QPSK	1	MID	5.35	0.0031
1.4	19957	1710.7	QPSK	1	HIGH	2.63	0.0015
1.4	19957	1710.7	QPSK	3	LOW	3.2	0.0019
1.4	19957	1710.7	QPSK	3	MID	-3.06	-0.0018
1.4	19957	1710.7	QPSK	3	HIGH	5.61	0.0033
1.4	19957	1710.7	QPSK	6	LOW	6.44	0.0038
1.4	19957	1710.7	Q16	1	LOW	6.04	0.0035
1.4	19957	1710.7	Q16	1	MID	4.63	0.0027
1.4	19957	1710.7	Q16	1	HIGH	8.41	0.0049
1.4	19957	1710.7	Q16	3	LOW	-5.72	-0.0033
1.4	19957	1710.7	Q16	3	MID	6.74	0.0039
1.4	19957	1710.7	Q16	3	HIGH	4.49	0.0026
1.4	19957	1710.7	Q16	6	LOW	7.47	0.0044
1.4	20393	1754.3	QPSK	1	LOW	3.69	0.0021
1.4	20393	1754.3	QPSK	1	MID	4.15	0.0024
1.4	20393	1754.3	QPSK	1	HIGH	-3.68	-0.0021
1.4	20393	1754.3	QPSK	3	LOW	-2.93	-0.0017
1.4	20393	1754.3	QPSK	3	MID	-4.46	-0.0025
1.4	20393	1754.3	QPSK	3	HIGH	-3.99	-0.0023
1.4	20393	1754.3	QPSK	6	LOW	3.91	0.0022
1.4	20393	1754.3	Q16	1	LOW	-4.55	-0.0026
1.4	20393	1754.3	Q16	1	MID	-6.24	-0.0036
1.4	20393	1754.3	Q16	1	HIGH	-5.02	-0.0029
1.4	20393	1754.3	Q16	3	LOW	-5.06	-0.0029
1.4	20393	1754.3	Q16	3	MID	-2.62	-0.0015
1.4	20393	1754.3	Q16	3	HIGH	3.26	0.0019
1.4	20393	1754.3	Q16	6	LOW	5.06	0.0029
1.4	20175	1732.5	QPSK	1	LOW	3.78	0.0022

Bandwidth	UL Channel	Frequency	Modulation	RB	RB	Frequency Error	Frequency Error
				Size	Offset	(Hz)	(ppm)
1.4	20175	1732.5	QPSK	1	MID	-6.09	-0.0035
1.4	20175	1732.5	QPSK	1	HIGH	3.6	0.0021
1.4	20175	1732.5	QPSK	3	LOW	5.79	0.0033
1.4	20175	1732.5	QPSK	3	MID	8.5	0.0049
1.4	20175	1732.5	QPSK	3	HIGH	5.52	0.0032
1.4	20175	1732.5	QPSK	6	LOW	2.85	0.0016
1.4	20175	1732.5	Q16	1	LOW	-4.38	-0.0025
1.4	20175	1732.5	Q16	1	MID	-3.2	-0.0018
1.4	20175	1732.5	Q16	1	HIGH	-3.71	-0.0021
1.4	20175	1732.5	Q16	3	LOW	-3.23	-0.0019
1.4	20175	1732.5	Q16	3	MID	-2.19	-0.0013
1.4	20175	1732.5	Q16	3	HIGH	4.22	0.0024
1.4	20175	1732.5	Q16	6	LOW	-2.68	-0.0015
3	19965	1711.5	QPSK	1	LOW	-11.4	-0.0067
3	19965	1711.5	QPSK	1	MID	6.55	0.0038
3	19965	1711.5	QPSK	1	HIGH	4.88	0.0029
3	19965	1711.5	QPSK	8	LOW	-5.94	-0.0035
3	19965	1711.5	QPSK	8	MID	-5.42	-0.0032
3	19965	1711.5	QPSK	8	HIGH	2.13	0.0012
3	19965	1711.5	QPSK	15	LOW	4.75	0.0028
3	19965	1711.5	Q16	1	LOW	-2.26	-0.0013
3	19965	1711.5	Q16	1	MID	2.93	0.0017
3	19965	1711.5	Q16	1	HIGH	-5.11	-0.003
3	19965	1711.5	Q16	8	LOW	-5.71	-0.0033
3	19965	1711.5	Q16	8	MID	-4.85	-0.0028
3	19965	1711.5	Q16	8	HIGH	-4.45	-0.0026
3	19965	1711.5	Q16	15	LOW	-3.83	-0.0022
3	20385	1753.5	QPSK	1	LOW	4.63	0.0026
3	20385	1753.5	QPSK	1	MID	-3.03	-0.0017
3	20385	1753.5	QPSK	1	HIGH	-3.38	-0.0019
3	20385	1753.5	QPSK	8	LOW	4.18	0.0024
3	20385	1753.5	QPSK	8	MID	-3.16	-0.0018
3	20385	1753.5	QPSK	8	HIGH	-4.01	-0.0023
3	20385	1753.5	QPSK	15	LOW	3.45	0.002
3	20385	1753.5	Q16	1	LOW	-6.12	-0.0035
3	20385	1753.5	Q16	1	MID	-5.51	-0.0031

Bandwidth	UL Channel	Frequency	Modulation	RB	RB	Frequency Error	Frequency Error
				Size	Offset	(Hz)	(ppm)
3	20385	1753.5	Q16	1	HIGH	-8.17	-0.0047
3	20385	1753.5	Q16	8	LOW	-7.35	-0.0042
3	20385	1753.5	Q16	8	MID	-5.06	-0.0029
3	20385	1753.5	Q16	8	HIGH	-5.35	-0.0031
3	20385	1753.5	Q16	15	LOW	-5.12	-0.0029
3	20175	1732.5	QPSK	1	LOW	-4.69	-0.0027
3	20175	1732.5	QPSK	1	MID	-7.07	-0.0041
3	20175	1732.5	QPSK	1	HIGH	-4.39	-0.0025
3	20175	1732.5	QPSK	8	LOW	4.73	0.0027
3	20175	1732.5	QPSK	8	MID	5.98	0.0035
3	20175	1732.5	QPSK	8	HIGH	7.7	0.0044
3	20175	1732.5	QPSK	15	LOW	6.9	0.004
3	20175	1732.5	Q16	1	LOW	-4.56	-0.0026
3	20175	1732.5	Q16	1	MID	-5.05	-0.0029
3	20175	1732.5	Q16	1	HIGH	3.59	0.0021
3	20175	1732.5	Q16	8	LOW	-3.6	-0.0021
3	20175	1732.5	Q16	8	MID	-6.09	-0.0035
3	20175	1732.5	Q16	8	HIGH	-4.91	-0.0028
3	20175	1732.5	Q16	15	LOW	-5.92	-0.0034
5	19975	1712.5	QPSK	1	LOW	-5.52	-0.0032
5	19975	1712.5	QPSK	1	MID	8.04	0.0047
5	19975	1712.5	QPSK	1	HIGH	5.91	0.0035
5	19975	1712.5	QPSK	12	LOW	8.54	0.005
5	19975	1712.5	QPSK	12	MID	5.85	0.0034
5	19975	1712.5	QPSK	12	HIGH	4.63	0.0027
5	19975	1712.5	QPSK	25	LOW	5.42	0.0032
5	19975	1712.5	Q16	1	LOW	6.52	0.0038
5	19975	1712.5	Q16	1	MID	5.66	0.0033
5	19975	1712.5	Q16	1	HIGH	6.42	0.0037
5	19975	1712.5	Q16	12	LOW	8.28	0.0048
5	19975	1712.5	Q16	12	MID	7.61	0.0044
5	19975	1712.5	Q16	12	HIGH	4.48	0.0026
5	19975	1712.5	Q16	25	LOW	4.53	0.0026
5	20375	1752.5	QPSK	1	LOW	-3.99	-0.0023
5	20375	1752.5	QPSK	1	MID	-3.02	-0.0017
5	20375	1752.5	QPSK	1	HIGH	4.15	0.0024

Bandwidth	UL Channel	Frequency	Modulation	RB	RB	Frequency Error	Frequency Error
				Size	Offset	(Hz)	(ppm)
5	20375	1752.5	QPSK	12	LOW	4.58	0.0026
5	20375	1752.5	QPSK	12	MID	3.39	0.0019
5	20375	1752.5	QPSK	12	HIGH	-6.58	-0.0038
5	20375	1752.5	QPSK	25	LOW	3.16	0.0018
5	20375	1752.5	Q16	1	LOW	2.57	0.0015
5	20375	1752.5	Q16	1	MID	-5.39	-0.0031
5	20375	1752.5	Q16	1	HIGH	5.66	0.0032
5	20375	1752.5	Q16	12	LOW	2.73	0.0016
5	20375	1752.5	Q16	12	MID	-5.25	-0.003
5	20375	1752.5	Q16	12	HIGH	-4.42	-0.0025
5	20375	1752.5	Q16	25	LOW	-3.72	-0.0021
5	20175	1732.5	QPSK	1	LOW	-4.75	-0.0027
5	20175	1732.5	QPSK	1	MID	-5.36	-0.0031
5	20175	1732.5	QPSK	1	HIGH	3.3	0.0019
5	20175	1732.5	QPSK	12	LOW	-3.96	-0.0023
5	20175	1732.5	QPSK	12	MID	4.66	0.0027
5	20175	1732.5	QPSK	12	HIGH	5.42	0.0031
5	20175	1732.5	QPSK	25	LOW	5.08	0.0029
5	20175	1732.5	Q16	1	LOW	-3.2	-0.0018
5	20175	1732.5	Q16	1	MID	3.76	0.0022
5	20175	1732.5	Q16	1	HIGH	-4.22	-0.0024
5	20175	1732.5	Q16	12	LOW	3.81	0.0022
5	20175	1732.5	Q16	12	MID	4.15	0.0024
5	20175	1732.5	Q16	12	HIGH	-2.89	-0.0017
5	20175	1732.5	Q16	25	LOW	-3.59	-0.0021
10	20000	1715	QPSK	1	LOW	-8.24	-0.0048
10	20000	1715	QPSK	1	MID	-4.66	-0.0027
10	20000	1715	QPSK	1	HIGH	-6.88	-0.004
10	20000	1715	QPSK	25	LOW	-5.05	-0.0029
10	20000	1715	QPSK	25	MID	-4.06	-0.0024
10	20000	1715	QPSK	25	HIGH	-3.38	-0.002
10	20000	1715	QPSK	50	LOW	-4.91	-0.0029
10	20000	1715	Q16	1	LOW	-3.49	-0.002
10	20000	1715	Q16	1	MID	-3.6	-0.0021
10	20000	1715	Q16	1	HIGH	-4.91	-0.0029
10	20000	1715	Q16	25	LOW	-6.54	-0.0038

Bandwidth	UL Channel	Frequency	Modulation	RB	RB	Frequency Error	Frequency Error
				Size	Offset	(Hz)	(ppm)
10	20000	1715	Q16	25	MID	-6.09	-0.0036
10	20000	1715	Q16	25	HIGH	-8.8	-0.0051
10	20000	1715	Q16	50	LOW	-2.65	-0.0015
10	20350	1750	QPSK	1	LOW	-3.93	-0.0022
10	20350	1750	QPSK	1	MID	-2.69	-0.0015
10	20350	1750	QPSK	1	HIGH	3.58	0.002
10	20350	1750	QPSK	25	LOW	-3.19	-0.0018
10	20350	1750	QPSK	25	MID	-2.82	-0.0016
10	20350	1750	QPSK	25	HIGH	5.89	0.0034
10	20350	1750	QPSK	50	LOW	-5.75	-0.0033
10	20350	1750	Q16	1	LOW	-5.94	-0.0034
10	20350	1750	Q16	1	MID	-5.02	-0.0029
10	20350	1750	Q16	1	HIGH	-4.28	-0.0024
10	20350	1750	Q16	25	LOW	2.15	0.0012
10	20350	1750	Q16	25	MID	-3.38	-0.0019
10	20350	1750	Q16	25	HIGH	-3.68	-0.0021
10	20350	1750	Q16	50	LOW	-4.88	-0.0028
10	20175	1732.5	QPSK	1	LOW	-7.02	-0.0041
10	20175	1732.5	QPSK	1	MID	-4.28	-0.0025
10	20175	1732.5	QPSK	1	HIGH	-3.55	-0.002
10	20175	1732.5	QPSK	25	LOW	-3.91	-0.0023
10	20175	1732.5	QPSK	25	MID	-6.39	-0.0037
10	20175	1732.5	QPSK	25	HIGH	-5.79	-0.0033
10	20175	1732.5	QPSK	50	LOW	-5.06	-0.0029
10	20175	1732.5	Q16	1	LOW	-6.25	-0.0036
10	20175	1732.5	Q16	1	MID	-5.34	-0.0031
10	20175	1732.5	Q16	1	HIGH	-5.22	-0.003
10	20175	1732.5	Q16	25	LOW	-3.12	-0.0018
10	20175	1732.5	Q16	25	MID	-5.89	-0.0034
10	20175	1732.5	Q16	25	HIGH	-6.02	-0.0035
10	20175	1732.5	Q16	50	LOW	-4.36	-0.0025
15	20025	1717.5	QPSK	1	LOW	-7.44	-0.0043
15	20025	1717.5	QPSK	1	MID	-5.34	-0.0031
15	20025	1717.5	QPSK	1	HIGH	4.49	0.0026
15	20025	1717.5	QPSK	36	LOW	4.11	0.0024
15	20025	1717.5	QPSK	36	MID	-5.36	-0.0031

Bandwidth	UL Channel	Frequency	Modulation	RB	RB	Frequency Error	Frequency Error
				Size	Offset	(Hz)	(ppm)
15	20025	1717.5	QPSK	36	HIGH	-3.66	-0.0021
15	20025	1717.5	QPSK	75	LOW	-2.26	-0.0013
15	20025	1717.5	Q16	1	LOW	3.53	0.0021
15	20025	1717.5	Q16	1	MID	3.86	0.0022
15	20025	1717.5	Q16	1	HIGH	-5.58	-0.0032
15	20025	1717.5	Q16	36	LOW	5.38	0.0031
15	20025	1717.5	Q16	36	MID	-4.25	-0.0025
15	20025	1717.5	Q16	36	HIGH	-4.36	-0.0025
15	20025	1717.5	Q16	75	LOW	-3.36	-0.002
15	20325	1747.5	QPSK	1	LOW	-7.2	-0.0041
15	20325	1747.5	QPSK	1	MID	-3.92	-0.0022
15	20325	1747.5	QPSK	1	HIGH	-5.39	-0.0031
15	20325	1747.5	QPSK	36	LOW	-3.85	-0.0022
15	20325	1747.5	QPSK	36	MID	-2.42	-0.0014
15	20325	1747.5	QPSK	36	HIGH	-5.28	-0.003
15	20325	1747.5	QPSK	75	LOW	-4.94	-0.0028
15	20325	1747.5	Q16	1	LOW	-6.27	-0.0036
15	20325	1747.5	Q16	1	MID	-7.11	-0.0041
15	20325	1747.5	Q16	1	HIGH	-4.23	-0.0024
15	20325	1747.5	Q16	36	LOW	-4.51	-0.0026
15	20325	1747.5	Q16	36	MID	-4.52	-0.0026
15	20325	1747.5	Q16	36	HIGH	-5.31	-0.003
15	20325	1747.5	Q16	75	LOW	-2.92	-0.0017
15	20175	1732.5	QPSK	1	LOW	4.39	0.0025
15	20175	1732.5	QPSK	1	MID	6.34	0.0037
15	20175	1732.5	QPSK	1	HIGH	5.94	0.0034
15	20175	1732.5	QPSK	36	LOW	7.11	0.0041
15	20175	1732.5	QPSK	36	MID	6.15	0.0035
15	20175	1732.5	QPSK	36	HIGH	5.22	0.003
15	20175	1732.5	QPSK	75	LOW	4.91	0.0028
15	20175	1732.5	Q16	1	LOW	5.48	0.0032
15	20175	1732.5	Q16	1	MID	4.82	0.0028
15	20175	1732.5	Q16	1	HIGH	-4.38	-0.0025
15	20175	1732.5	Q16	36	LOW	4.02	0.0023
15	20175	1732.5	Q16	36	MID	5.25	0.003
15	20175	1732.5	Q16	36	HIGH	3.81	0.0022

Bandwidth	UL Channel	Frequency	Modulation	RB	RB	Frequency Error	Frequency Error
				Size	Offset	(Hz)	(ppm)
15	20175	1732.5	Q16	75	LOW	4.02	0.0023
20	20050	1720	QPSK	1	LOW	-8.55	-0.005
20	20050	1720	QPSK	1	MID	7.01	0.0041
20	20050	1720	QPSK	1	HIGH	4.52	0.0026
20	20050	1720	QPSK	50	LOW	4.99	0.0029
20	20050	1720	QPSK	50	MID	-3.81	-0.0022
20	20050	1720	QPSK	50	HIGH	-4.02	-0.0023
20	20050	1720	QPSK	100	LOW	3.71	0.0022
20	20050	1720	Q16	1	LOW	-5.11	-0.003
20	20050	1720	Q16	1	MID	-6.55	-0.0038
20	20050	1720	Q16	1	HIGH	-9.08	-0.0053
20	20050	1720	Q16	50	LOW	3.25	0.0019
20	20050	1720	Q16	50	MID	-2.36	-0.0014
20	20050	1720	Q16	50	HIGH	-5.31	-0.0031
20	20050	1720	Q16	100	LOW	2.37	0.0014
20	20300	1745	QPSK	1	LOW	-5.05	-0.0029
20	20300	1745	QPSK	1	MID	-4.33	-0.0025
20	20300	1745	QPSK	1	HIGH	-3.36	-0.0019
20	20300	1745	QPSK	50	LOW	4.49	0.0026
20	20300	1745	QPSK	50	MID	3.81	0.0022
20	20300	1745	QPSK	50	HIGH	-3.66	-0.0021
20	20300	1745	QPSK	100	LOW	-4.38	-0.0025
20	20300	1745	Q16	1	LOW	-6.71	-0.0038
20	20300	1745	Q16	1	MID	5.69	0.0033
20	20300	1745	Q16	1	HIGH	-5.02	-0.0029
20	20300	1745	Q16	50	LOW	-3.83	-0.0022
20	20300	1745	Q16	50	MID	-3.45	-0.002
20	20300	1745	Q16	50	HIGH	-4.94	-0.0028
20	20300	1745	Q16	100	LOW	-4.65	-0.0027
20	20175	1732.5	QPSK	1	LOW	8.65	0.005
20	20175	1732.5	QPSK	1	MID	-7.52	-0.0043
20	20175	1732.5	QPSK	1	HIGH	3.6	0.0021
20	20175	1732.5	QPSK	50	LOW	3.5	0.002
20	20175	1732.5	QPSK	50	MID	3.96	0.0023
20	20175	1732.5	QPSK	50	HIGH	-5.79	-0.0033
20	20175	1732.5	QPSK	100	LOW	-2.8	-0.0016

Bandwidth	UL Channel	Frequency	Modulation	RB	RB	Frequency Error	Frequency Error
				Size	Offset	(Hz)	(ppm)
20	20175	1732.5	Q16	1	LOW	6.68	0.0039
20	20175	1732.5	Q16	1	MID	3.88	0.0022
20	20175	1732.5	Q16	1	HIGH	-4.02	-0.0023
20	20175	1732.5	Q16	50	LOW	-2.62	-0.0015
20	20175	1732.5	Q16	50	MID	2.88	0.0017
20	20175	1732.5	Q16	50	HIGH	3.06	0.0018
20	20175	1732.5	Q16	100	LOW	-4.94	-0.0029

BAND 7:

Bandwidth	UL Channel	Frequency	Modulation	RB	RB	Frequency error	Frequency Error
				Size	Offset	(Hz)	(ppm)
5	20775	2502.5	QPSK	1	LOW	-11.19	-0.0045
5	20775	2502.5	QPSK	1	MID	6.54	0.0026
5	20775	2502.5	QPSK	1	HIGH	6.47	0.0026
5	20775	2502.5	QPSK	12	LOW	4.32	0.0017
5	20775	2502.5	QPSK	12	MID	-2.53	-0.001
5	20775	2502.5	QPSK	12	HIGH	3.56	0.0014
5	20775	2502.5	QPSK	25	LOW	5.12	0.002
5	20775	2502.5	Q16	1	LOW	5.79	0.0023
5	20775	2502.5	Q16	1	MID	-4.78	-0.0019
5	20775	2502.5	Q16	1	HIGH	-6.61	-0.0026
5	20775	2502.5	Q16	12	LOW	4.23	0.0017
5	20775	2502.5	Q16	12	MID	-4.79	-0.0019
5	20775	2502.5	Q16	12	HIGH	-3.93	-0.0016
5	20775	2502.5	Q16	25	LOW	3.52	0.0014
5	21425	2567.5	QPSK	1	LOW	6.94	0.0027
5	21425	2567.5	QPSK	1	MID	4.85	0.0019
5	21425	2567.5	QPSK	1	HIGH	8.63	0.0034
5	21425	2567.5	QPSK	12	LOW	5.32	0.0021
5	21425	2567.5	QPSK	12	MID	8.73	0.0034
5	21425	2567.5	QPSK	12	HIGH	6.82	0.0027
5	21425	2567.5	QPSK	25	LOW	6.69	0.0026
5	21425	2567.5	Q16	1	LOW	7.58	0.003
5	21425	2567.5	Q16	1	MID	4.79	0.0019
5	21425	2567.5	Q16	1	HIGH	3.59	0.0014
5	21425	2567.5	Q16	12	LOW	8.21	0.0032

Bandwidth	UL Channel	Frequency	Modulation	RB	RB	Frequency error	Frequency Error
				Size	Offset	(Hz)	(ppm)
5	21425	2567.5	Q16	12	MID	6.42	0.0025
5	21425	2567.5	Q16	12	HIGH	8.31	0.0032
5	21425	2567.5	Q16	25	LOW	6.17	0.0024
5	21100	2535	QPSK	1	LOW	4.41	0.0017
5	21100	2535	QPSK	1	MID	7.24	0.0029
5	21100	2535	QPSK	1	HIGH	5.72	0.0023
5	21100	2535	QPSK	12	LOW	5.91	0.0023
5	21100	2535	QPSK	12	MID	-3.29	-0.0013
5	21100	2535	QPSK	12	HIGH	3.81	0.0015
5	21100	2535	QPSK	25	LOW	6.11	0.0024
5	21100	2535	QPSK	1	LOW	4.22	0.0017
5	21100	2535	QPSK	1	MID	5.85	0.0023
5	21100	2535	QPSK	1	HIGH	4.28	0.0017
5	21100	2535	QPSK	12	LOW	7.8	0.0031
5	21100	2535	QPSK	12	MID	6.41	0.0025
5	21100	2535	QPSK	12	HIGH	4.32	0.0017
5	21100	2535	QPSK	25	LOW	7.02	0.0028
10	20800	2505	QPSK	1	LOW	-9.74	-0.0039
10	20800	2505	QPSK	1	MID	4.13	0.0016
10	20800	2505	QPSK	1	HIGH	4.79	0.0019
10	20800	2505	QPSK	25	LOW	4.85	0.0019
10	20800	2505	QPSK	25	MID	-5.05	-0.002
10	20800	2505	QPSK	25	HIGH	-4.33	-0.0017
10	20800	2505	QPSK	50	LOW	7.27	0.0029
10	20800	2505	Q16	1	LOW	6.22	0.0025
10	20800	2505	Q16	1	MID	-4.08	-0.0016
10	20800	2505	Q16	1	HIGH	-4.89	-0.002
10	20800	2505	Q16	25	LOW	6.37	0.0025
10	20800	2505	Q16	25	MID	3.45	0.0014
10	20800	2505	Q16	25	HIGH	4.21	0.0017
10	20800	2505	Q16	50	LOW	-4.51	-0.0018
10	21400	2565	QPSK	1	LOW	-5.52	-0.0022
10	21400	2565	QPSK	1	MID	6.09	0.0024
10	21400	2565	QPSK	1	HIGH	-5.06	-0.002
10	21400	2565	QPSK	25	LOW	8	0.0031
10	21400	2565	QPSK	25	MID	3.98	0.0016

Bandwidth	UL Channel	Frequency	Modulation	RB	RB	Frequency error	Frequency Error
				Size	Offset	(Hz)	(ppm)
10	21400	2565	QPSK	25	HIGH	-5.01	-0.002
10	21400	2565	QPSK	50	LOW	3.3	0.0013
10	21400	2565	QPSK	1	LOW	5.09	0.002
10	21400	2565	QPSK	1	MID	-5.75	-0.0022
10	21400	2565	QPSK	1	HIGH	-3.89	-0.0015
10	21400	2565	Q16	25	LOW	6.69	0.0026
10	21400	2565	Q16	25	MID	6.05	0.0024
10	21400	2565	Q16	25	HIGH	-4.52	-0.0018
10	21400	2565	Q16	50	LOW	-4.53	-0.0018
10	21100	2535	QPSK	1	LOW	5.69	0.0022
10	21100	2535	QPSK	1	MID	5.04	0.002
10	21100	2535	QPSK	1	HIGH	6.25	0.0025
10	21100	2535	QPSK	25	LOW	8.58	0.0034
10	21100	2535	QPSK	25	MID	6.55	0.0026
10	21100	2535	QPSK	25	HIGH	6.22	0.0025
10	21100	2535	QPSK	50	LOW	6.9	0.0027
10	21100	2535	QPSK	1	LOW	6.38	0.0025
10	21100	2535	QPSK	1	MID	6.71	0.0026
10	21100	2535	QPSK	1	HIGH	5.75	0.0023
10	21100	2535	Q16	25	LOW	7.8	0.0031
10	21100	2535	Q16	25	MID	8.34	0.0033
10	21100	2535	Q16	25	HIGH	5.97	0.0024
10	21100	2535	Q16	50	LOW	8.9	0.0035
15	20825	2507.5	QPSK	1	LOW	-10.2	-0.0041
15	20825	2507.5	QPSK	1	MID	3.79	0.0015
15	20825	2507.5	QPSK	1	HIGH	3.05	0.0012
15	20825	2507.5	QPSK	36	LOW	3.81	0.0015
15	20825	2507.5	QPSK	36	MID	-4.23	-0.0017
15	20825	2507.5	QPSK	36	HIGH	4.51	0.0018
15	20825	2507.5	QPSK	75	LOW	-6.61	-0.0026
15	20825	2507.5	Q16	1	LOW	-4.13	-0.0016
15	20825	2507.5	Q16	1	MID	5.74	0.0023
15	20825	2507.5	Q16	1	HIGH	-5.48	-0.0022
15	20825	2507.5	Q16	36	LOW	5.36	0.0021
15	20825	2507.5	Q16	36	MID	-3.75	-0.0015
15	20825	2507.5	Q16	36	HIGH	-6.28	-0.0025

Bandwidth	UL Channel	Frequency	Modulation	RB	RB	Frequency error	Frequency Error
				Size	Offset	(Hz)	(ppm)
15	20825	2507.5	Q16	75	LOW	-5.62	-0.0022
15	21375	2562.5	QPSK	1	LOW	-7.21	-0.0028
15	21375	2562.5	QPSK	1	MID	5.35	0.0021
15	21375	2562.5	QPSK	1	HIGH	3.81	0.0015
15	21375	2562.5	QPSK	36	LOW	6.11	0.0024
15	21375	2562.5	QPSK	36	MID	8.34	0.0033
15	21375	2562.5	QPSK	36	HIGH	7	0.0027
15	21375	2562.5	QPSK	75	LOW	6.61	0.0026
15	21375	2562.5	Q16	1	LOW	-4.26	-0.0017
15	21375	2562.5	Q16	1	MID	-7.04	-0.0027
15	21375	2562.5	Q16	1	HIGH	5.21	0.002
15	21375	2562.5	Q16	36	LOW	5.98	0.0023
15	21375	2562.5	Q16	36	MID	-3.68	-0.0014
15	21375	2562.5	Q16	36	HIGH	5.59	0.0022
15	21375	2562.5	Q16	75	LOW	4.63	0.0018
15	21100	2535	QPSK	1	LOW	7.82	0.0031
15	21100	2535	QPSK	1	MID	6.48	0.0026
15	21100	2535	QPSK	1	HIGH	5.18	0.002
15	21100	2535	QPSK	36	LOW	9.03	0.0036
15	21100	2535	QPSK	36	MID	12.06	0.0048
15	21100	2535	QPSK	36	HIGH	6.22	0.0025
15	21100	2535	QPSK	75	LOW	6.32	0.0025
15	21100	2535	Q16	1	LOW	8.38	0.0033
15	21100	2535	Q16	1	MID	8.14	0.0032
15	21100	2535	Q16	1	HIGH	11.22	0.0044
15	21100	2535	Q16	36	LOW	5.76	0.0023
15	21100	2535	Q16	36	MID	9.73	0.0038
15	21100	2535	Q16	36	HIGH	7.84	0.0031
15	21100	2535	Q16	75	LOW	6.92	0.0027
20	20850	2510	QPSK	1	LOW	-6.51	-0.0026
20	20850	2510	QPSK	1	MID	9.7	0.0039
20	20850	2510	QPSK	1	HIGH	7.44	0.003
20	20850	2510	QPSK	50	LOW	4.02	0.0016
20	20850	2510	QPSK	50	MID	6.49	0.0026
20	20850	2510	QPSK	50	HIGH	5.55	0.0022
20	20850	2510	QPSK	100	LOW	6.09	0.0024

Bandwidth	UL Channel	Frequency	Modulation	RB	RB	Frequency error	Frequency Error
				Size	Offset	(Hz)	(ppm)
20	20850	2510	Q16	1	LOW	4.91	0.002
20	20850	2510	Q16	1	MID	5.42	0.0022
20	20850	2510	Q16	1	HIGH	7.24	0.0029
20	20850	2510	Q16	50	LOW	5.87	0.0023
20	20850	2510	Q16	50	MID	4.68	0.0019
20	20850	2510	Q16	50	HIGH	6.65	0.0026
20	20850	2510	Q16	100	LOW	8.81	0.0035
20	21350	2560	QPSK	1	LOW	-13.15	-0.0051
20	21350	2560	QPSK	1	MID	-5.85	-0.0023
20	21350	2560	QPSK	1	HIGH	-4.71	-0.0018
20	21350	2560	QPSK	50	LOW	5.48	0.0021
20	21350	2560	QPSK	50	MID	-4.95	-0.0019
20	21350	2560	QPSK	50	HIGH	-9.06	-0.0035
20	21350	2560	QPSK	100	LOW	-6.42	-0.0025
20	21350	2560	Q16	1	LOW	-10.79	-0.0042
20	21350	2560	Q16	1	MID	-8.73	-0.0034
20	21350	2560	Q16	1	HIGH	-8.98	-0.0035
20	21350	2560	Q16	50	LOW	-4.41	-0.0017
20	21350	2560	Q16	50	MID	-5.15	-0.002
20	21350	2560	Q16	50	HIGH	-5.38	-0.0021
20	21350	2560	Q16	100	LOW	-5.69	-0.0022
20	21100	2535	QPSK	1	LOW	-4.26	-0.0017
20	21100	2535	QPSK	1	MID	6.77	0.0027
20	21100	2535	QPSK	1	HIGH	7.21	0.0028
20	21100	2535	QPSK	50	LOW	8.17	0.0032
20	21100	2535	QPSK	50	MID	7.8	0.0031
20	21100	2535	QPSK	50	HIGH	6.72	0.0027
20	21100	2535	QPSK	100	LOW	6.69	0.0026
20	21100	2535	Q16	1	LOW	7.27	0.0029
20	21100	2535	Q16	1	MID	4.62	0.0018
20	21100	2535	Q16	1	HIGH	5.14	0.002
20	21100	2535	Q16	50	LOW	4.65	0.0018
20	21100	2535	Q16	50	MID	6.54	0.0026
20	21100	2535	Q16	50	HIGH	-6.04	-0.0024
20	21100	2535	Q16	100	LOW	5.15	0.002

BAND EDGE

8.1 Measurement Result

GSM850:

Test Channel	BW(MHz)	UL Channel	Frequency(MHz)	Judgement
Low Range	0.2	128	824.2	Pass
High Range	0.2	251	848.8	Pass

PCS 1900:

Test Channel	BW(MHz)	UL Channel	Frequency(MHz)	Judgement
Low Range	0.2	512	1850.2	Pass
High Range	0.2	810	1909.8	Pass

UTRA BANDS

BAND 2:

Test Channel	BW(MHz)	UL Channel	Frequency(MHz)	Judgement
Low Range	5	9262	1852.4	Pass
High Range	5	9538	1907.6	Pass

BAND 4:

Test Channel	BW(MHz)	UL Channel	Frequency(MHz)	Judgement
Low Range	5	1312	1712.4	Pass
High Range	5	1513	1752.6	Pass

BAND 5:

Test Channel	BW(MHz)	UL Channel	Frequency(MHz)	Judgement
Low Range	5	4132	826.4	Pass
High Range	5	4233	846.6	Pass

E-UTRA**BAND 2:**

Bandwidth	UL Channel	Frequency	Modulation	RB Size	RB Offset	Judgement
1.4	18607	1850.7	QPSK	6	LOW	Pass
1.4	18607	1850.7	Q16	6	LOW	Pass
1.4	19193	1909.3	QPSK	6	LOW	Pass
1.4	19193	1909.3	Q16	6	LOW	Pass
3	18615	1851.5	QPSK	15	LOW	Pass
3	18615	1851.5	Q16	15	LOW	Pass
3	19185	1908.5	QPSK	15	LOW	Pass
3	19185	1908.5	Q16	15	LOW	Pass
5	18625	1852.5	QPSK	25	LOW	Pass
5	18625	1852.5	Q16	25	LOW	Pass
5	19175	1907.5	QPSK	25	LOW	Pass
5	19175	1907.5	Q16	25	LOW	Pass
10	18650	1855	QPSK	50	LOW	Pass
10	18650	1855	Q16	50	LOW	Pass
10	19150	1905	QPSK	50	LOW	Pass
10	19150	1905	Q16	50	LOW	Pass
15	18675	1857.5	QPSK	75	LOW	Pass
15	18675	1857.5	Q16	75	LOW	Pass
15	19125	1902.5	QPSK	75	LOW	Pass
15	19125	1902.5	Q16	75	LOW	Pass
20	18700	1860	QPSK	100	LOW	Pass
20	18700	1860	Q16	100	LOW	Pass
20	19100	1900	QPSK	100	LOW	Pass
20	19100	1900	Q16	100	LOW	Pass

BAND 4:

Bandwidth	UL Channel	Frequency	Modulation	RB Size	RB Offset	Judgement
1.4	18607	1850.7	QPSK	6	LOW	Pass
1.4	18607	1850.7	Q16	6	LOW	Pass
1.4	19193	1909.3	QPSK	6	LOW	Pass
1.4	19193	1909.3	Q16	6	LOW	Pass
3	18615	1851.5	QPSK	15	LOW	Pass
3	18615	1851.5	Q16	15	LOW	Pass
3	19185	1908.5	QPSK	15	LOW	Pass
3	19185	1908.5	Q16	15	LOW	Pass
5	18625	1852.5	QPSK	25	LOW	Pass
5	18625	1852.5	Q16	25	LOW	Pass

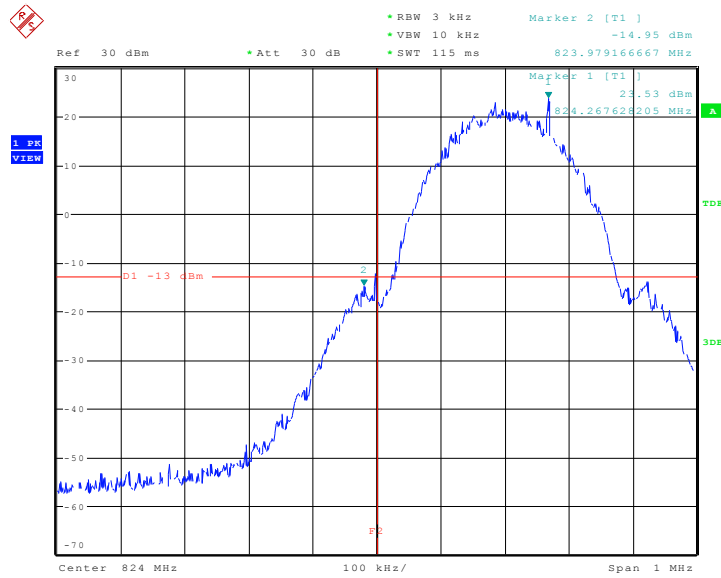
Bandwidth	UL Channel	Frequency	Modulation	RB Size	RB Offset	Judgement
5	19175	1907.5	QPSK	25	LOW	Pass
5	19175	1907.5	Q16	25	LOW	Pass
10	18650	1855	QPSK	50	LOW	Pass
10	18650	1855	Q16	50	LOW	Pass
10	19150	1905	QPSK	50	LOW	Pass
10	19150	1905	Q16	50	LOW	Pass
15	18675	1857.5	QPSK	75	LOW	Pass
15	18675	1857.5	Q16	75	LOW	Pass
15	19125	1902.5	QPSK	75	LOW	Pass
15	19125	1902.5	Q16	75	LOW	Pass
20	18700	1860	QPSK	100	LOW	Pass
20	18700	1860	Q16	100	LOW	Pass
20	19100	1900	QPSK	100	LOW	Pass
20	19100	1900	Q16	100	LOW	Pass

BAND 7:

Bandwidth	UL Channel	Frequency	Modulation	RB Size	RB Offset	Judgement
5	20775	2502.5	QPSK	25	LOW	Pass
5	20775	2502.5	Q16	25	LOW	Pass
5	21425	2567.5	QPSK	25	LOW	Pass
5	21425	2567.5	Q16	25	LOW	Pass
10	20800	2505	QPSK	50	LOW	Pass
10	20800	2505	Q16	50	LOW	Pass
10	21400	2565	QPSK	50	LOW	Pass
10	21400	2565	Q16	50	LOW	Pass
15	20825	2507.5	QPSK	75	LOW	Pass
15	20825	2507.5	Q16	75	LOW	Pass
15	21375	2562.5	QPSK	75	LOW	Pass
15	21375	2562.5	Q16	75	LOW	Pass
20	20850	2510	QPSK	100	LOW	Pass
20	20850	2510	Q16	100	LOW	Pass
20	21350	2560	QPSK	100	LOW	Pass
20	21350	2560	Q16	100	LOW	Pass

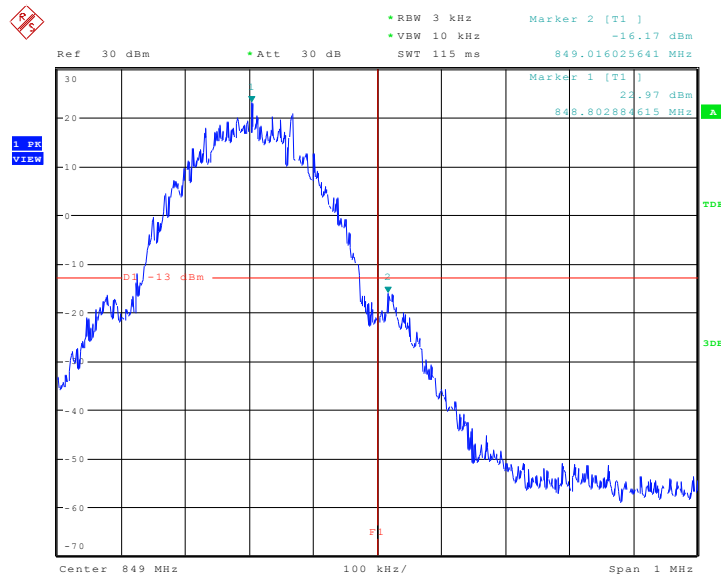
8.2 Test Plot(s)

Low Band Edge GSM 850 BAND CH 128



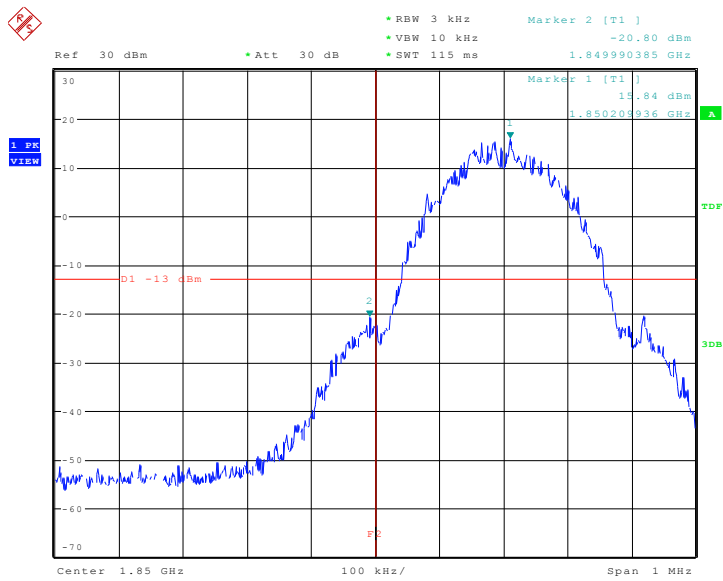
Date: 13.SEP.2016 09:02:26

High Band Edge GSM 850 BAND CH 251



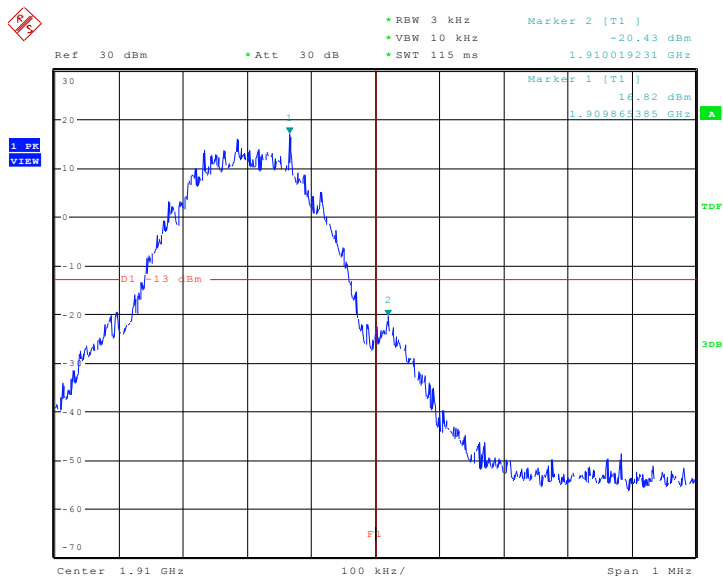
Date: 30.AUG.2016 09:47:59

Low Band Edge PCS 1900 BAND CH 512



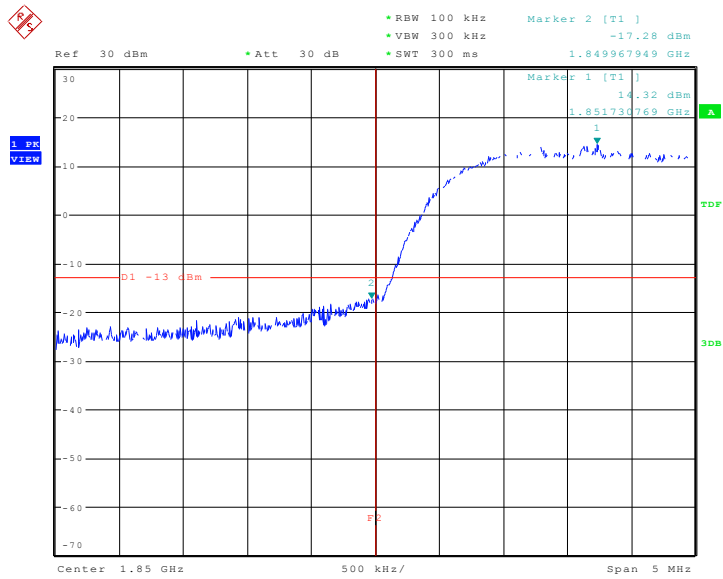
Date: 13.SEP.2016 09:22:36

High Band Edge PCS 1900 BAND CH 810



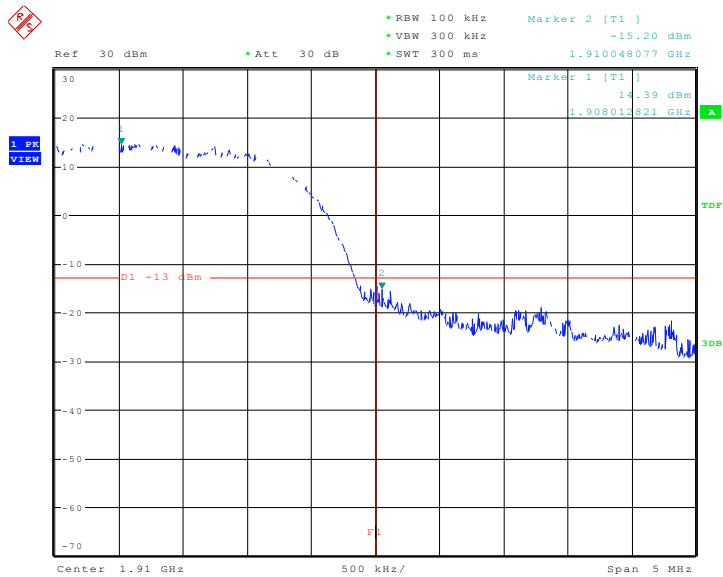
Date: 13.SEP.2016 09:26:52

Low Band Edge WCDMA BAND II CH 9262



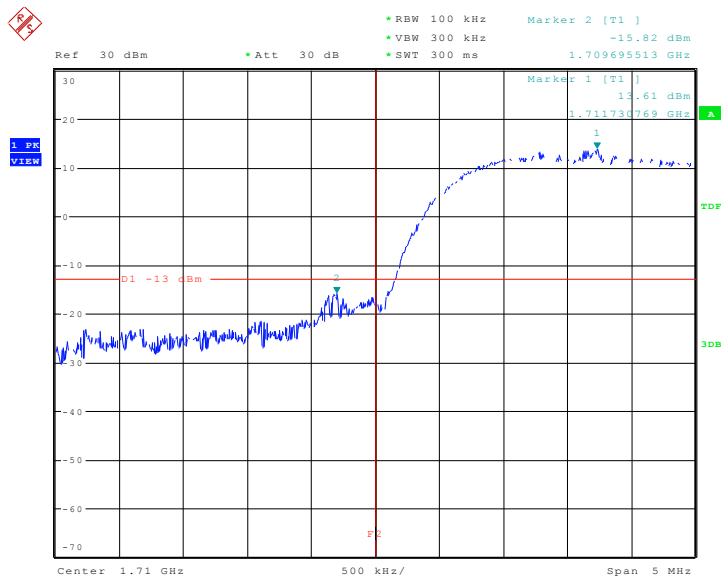
Date: 13.SEP.2016 09:46:20

High Band Edge WCDMA BAND II CH 9538



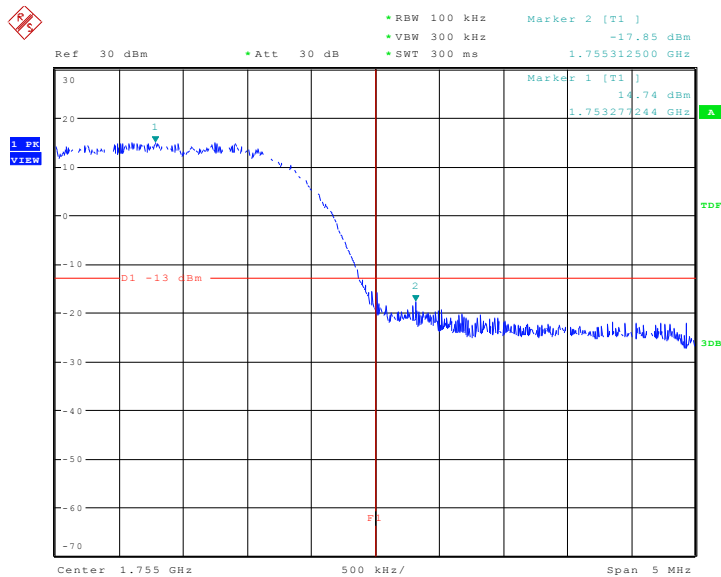
Date: 13.SEP.2016 09:51:08

Low Band Edge WCDMA BAND IV CH 1312



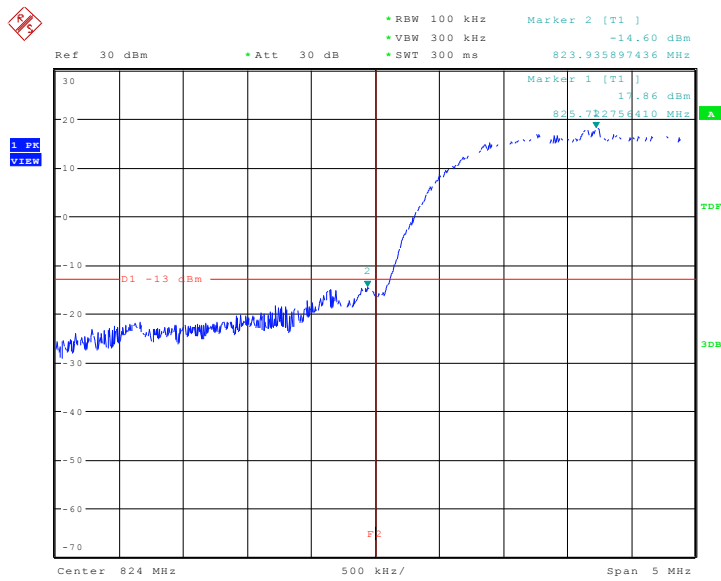
Date: 13.SEP.2016 09:53:45

High Band Edge WCDMA BAND IV CH 1513



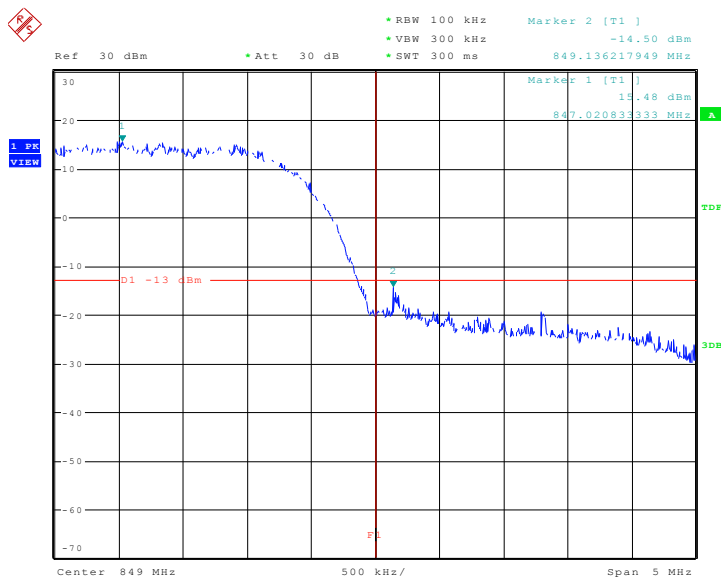
Date: 13.SEP.2016 09:55:56

Low Band Edge WCDMA BAND V CH 4132



Date: 13.SEP.2016 10:00:29

High Band Edge WCDMA BAND V CH 4233



Date: 13.SEP.2016 10:05:51