

Test Plot 1#: GSM 850_Head Left Cheek_Middle**DUT: Mobile phone; Type: X5516B; Serial: 19012300421**

Communication System: Generic GSM; Frequency: 836.6 MHz; Duty Cycle: 1:8
Medium parameters used: $f = 836.6$ MHz; $\sigma = 0.882$ S/m; $\epsilon_r = 42.255$; $\rho = 1000$ kg/m³ ;
Phantom section: Left Section

DASY5 Configuration:

- Probe: EX3DV4 - SN7329; ConvF(10.01, 10.01, 10.01); Calibrated: 2018/9/30;
- Sensor-Surface: 1.4mm (Mechanical Surface Detection)
- Electronics: DAE4 Sn772; Calibrated: 2018/9/28
- Phantom: Twin SAM; Type: Twin SAM V5.0; Serial: 1412
- Measurement SW: DASY52, Version 52.8 (8);

Area Scan (111x61x1): Interpolated grid: dx=1.500 mm, dy=1.500 mm

Maximum value of SAR (interpolated) = 0.0808 W/kg

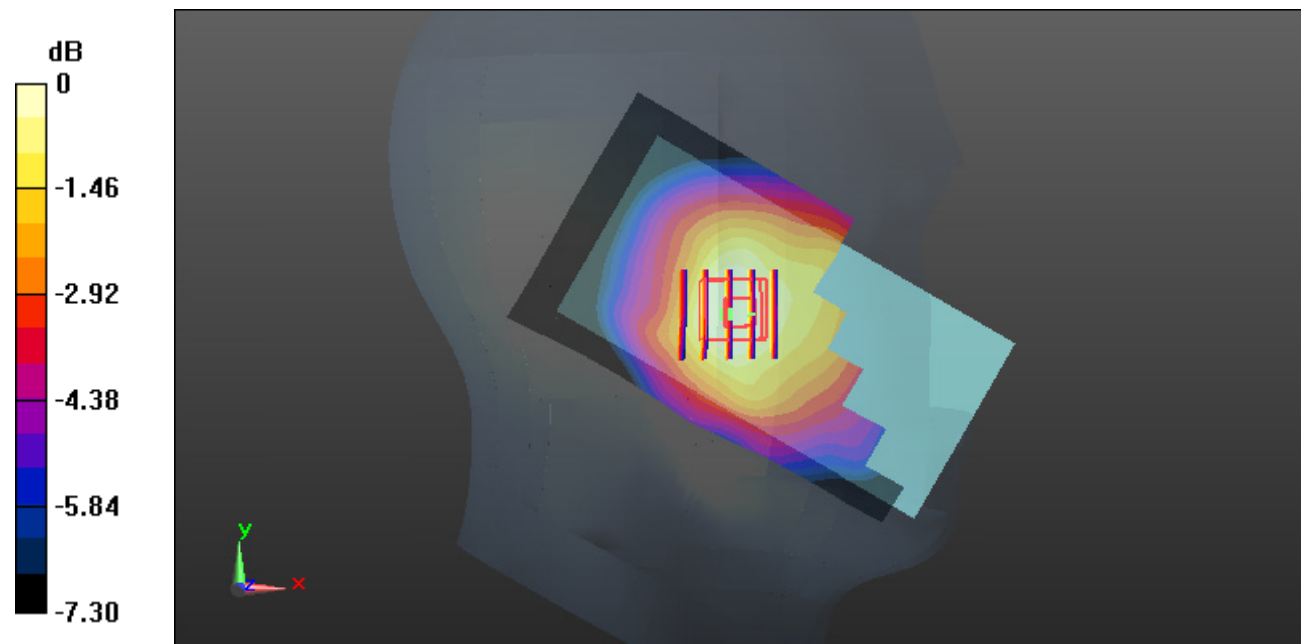
Zoom Scan (5x5x7)/Cube 0: Measurement grid: dx=8mm, dy=8mm, dz=5mm

Reference Value = 4.858 V/m; Power Drift = -0.16 dB

Peak SAR (extrapolated) = 0.0900 W/kg

SAR(1 g) = 0.065 W/kg; SAR(10 g) = 0.051 W/kg

Maximum value of SAR (measured) = 0.0791 W/kg



0 dB = 0.0791 W/kg = -11.02 dBW/kg

Test Plot 2#: GSM 850_Head Left Tilt_Middle**DUT: Mobile phone; Type: X5516B; Serial: 19012300421**

Communication System: Generic GSM; Frequency: 836.6 MHz; Duty Cycle: 1:8
Medium parameters used: $f = 836.6$ MHz; $\sigma = 0.882$ S/m; $\epsilon_r = 42.255$; $\rho = 1000$ kg/m³ ;
Phantom section: Left Section

DASY5 Configuration:

- Probe: EX3DV4 - SN7329; ConvF(10.01, 10.01, 10.01); Calibrated: 2018/9/30;
- Sensor-Surface: 1.4mm (Mechanical Surface Detection)
- Electronics: DAE4 Sn772; Calibrated: 2018/9/28
- Phantom: Twin SAM; Type: Twin SAM V5.0; Serial: 1412
- Measurement SW: DASY52, Version 52.8 (8);

Area Scan (111x61x1): Interpolated grid: dx=1.500 mm, dy=1.500 mm

Maximum value of SAR (interpolated) = 0.0454 W/kg

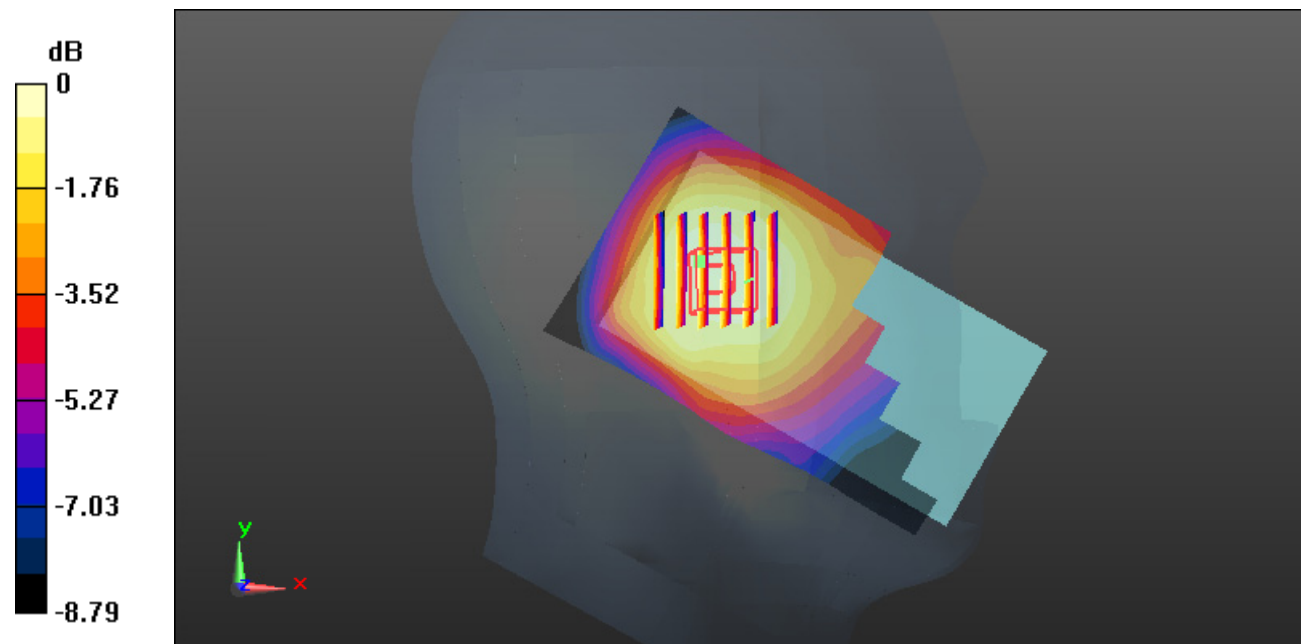
Zoom Scan (6x6x7)/Cube 0: Measurement grid: dx=8mm, dy=8mm, dz=5mm

Reference Value = 6.137 V/m; Power Drift = 0.13 dB

Peak SAR (extrapolated) = 0.0490 W/kg

SAR(1 g) = 0.039 W/kg; SAR(10 g) = 0.031 W/kg

Maximum value of SAR (measured) = 0.0455 W/kg



0 dB = 0.0455 W/kg = -13.42 dBW/kg

Test Plot 3#: GSM 850_Head Right Cheek_Middle**DUT: Mobile phone; Type: X5516B; Serial: 19012300421**

Communication System: Generic GSM; Frequency: 836.6 MHz; Duty Cycle: 1:8
Medium parameters used: $f = 836.6$ MHz; $\sigma = 0.882$ S/m; $\epsilon_r = 42.255$; $\rho = 1000$ kg/m³ ;
Phantom section: Right Section

DASY5 Configuration:

- Probe: EX3DV4 - SN7329; ConvF(10.01, 10.01, 10.01); Calibrated: 2018/9/30;
- Sensor-Surface: 1.4mm (Mechanical Surface Detection)
- Electronics: DAE4 Sn772; Calibrated: 2018/9/28
- Phantom: Twin SAM; Type: Twin SAM V5.0; Serial: 1412
- Measurement SW: DASY52, Version 52.8 (8);

Area Scan (111x61x1): Interpolated grid: dx=1.500 mm, dy=1.500 mm

Maximum value of SAR (interpolated) = 0.120 W/kg

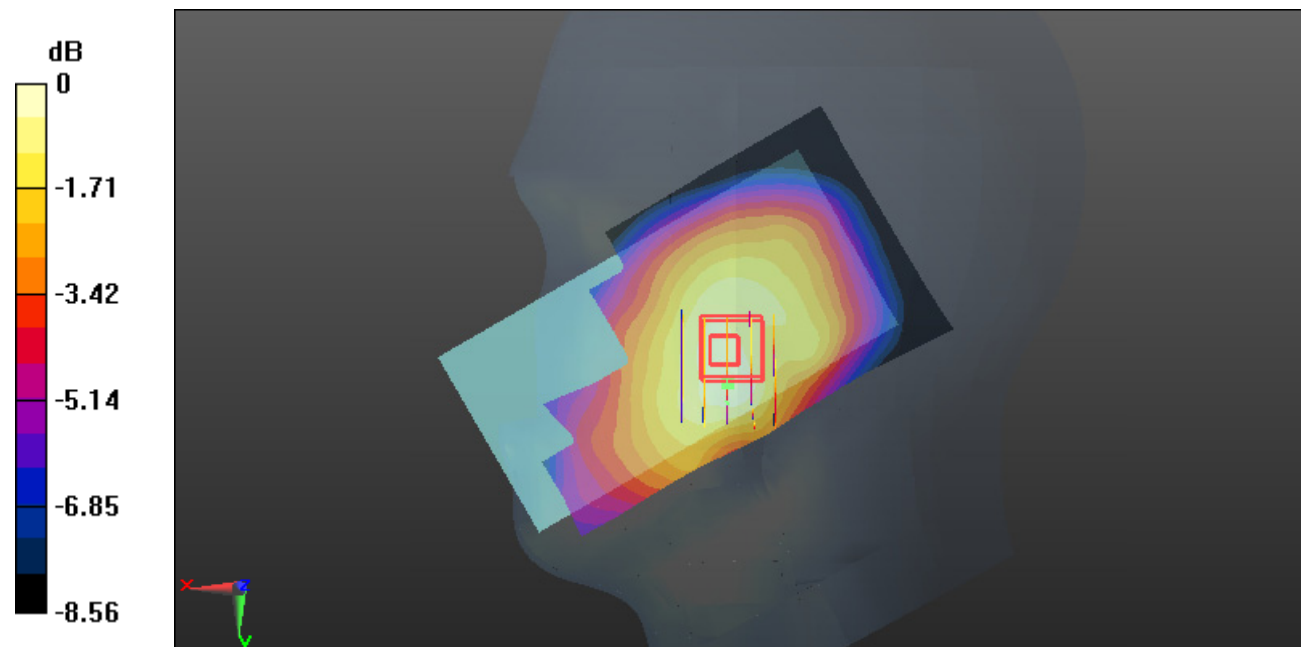
Zoom Scan (5x6x7)/Cube 0: Measurement grid: dx=8mm, dy=8mm, dz=5mm

Reference Value = 7.636 V/m; Power Drift = -0.14 dB

Peak SAR (extrapolated) = 0.132 W/kg

SAR(1 g) = 0.100 W/kg; SAR(10 g) = 0.079 W/kg

Maximum value of SAR (measured) = 0.120 W/kg



0 dB = 0.120 W/kg = -9.21 dBW/kg

Test Plot 4#: GSM 850_Head Right Tilt_Middle**DUT: Mobile phone; Type: X5516B; Serial: 19012300421**

Communication System: Generic GSM; Frequency: 836.6 MHz; Duty Cycle: 1:8
Medium parameters used: $f = 836.6$ MHz; $\sigma = 0.882$ S/m; $\epsilon_r = 42.255$; $\rho = 1000$ kg/m³ ;
Phantom section: Right Section

DASY5 Configuration:

- Probe: EX3DV4 - SN7329; ConvF(10.01, 10.01, 10.01); Calibrated: 2018/9/30;
- Sensor-Surface: 1.4mm (Mechanical Surface Detection)
- Electronics: DAE4 Sn772; Calibrated: 2018/9/28
- Phantom: Twin SAM; Type: Twin SAM V5.0; Serial: 1412
- Measurement SW: DASY52, Version 52.8 (8);

Area Scan (111x61x1): Interpolated grid: dx=1.500 mm, dy=1.500 mm

Maximum value of SAR (interpolated) = 0.0968 W/kg

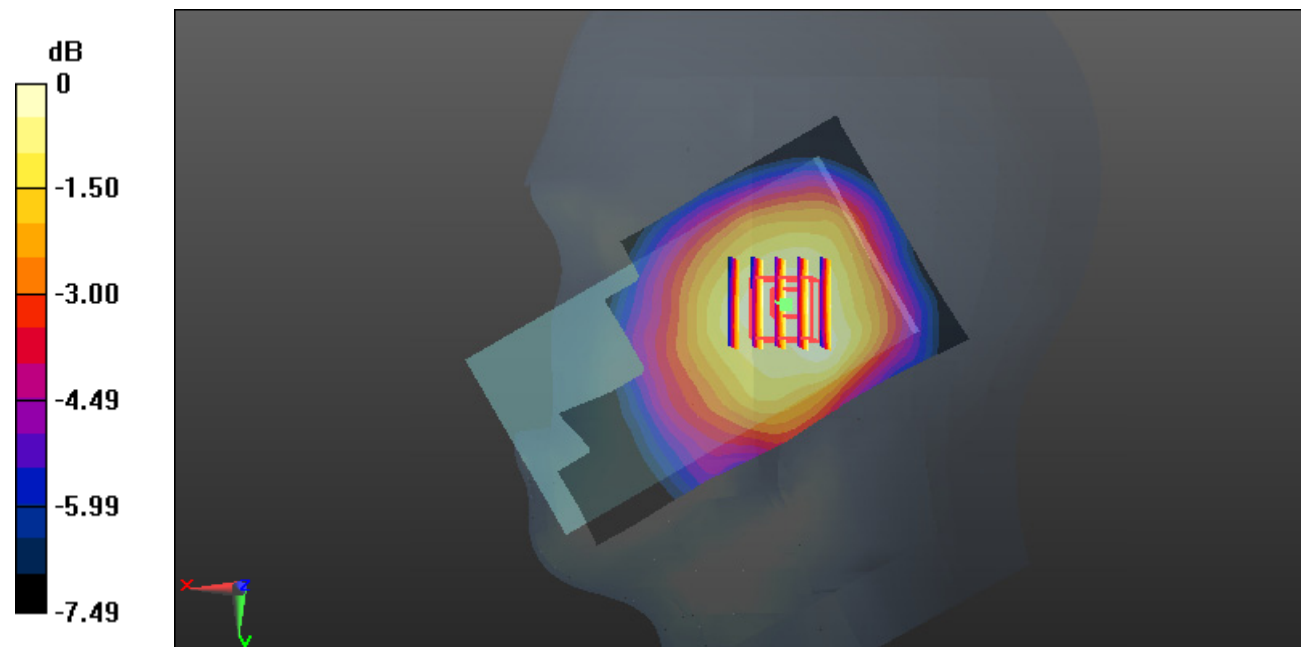
Zoom Scan (5x5x7)/Cube 0: Measurement grid: dx=8mm, dy=8mm, dz=5mm

Reference Value = 8.475 V/m; Power Drift = 0.06 dB

Peak SAR (extrapolated) = 0.106 W/kg

SAR(1 g) = 0.084 W/kg; SAR(10 g) = 0.066 W/kg

Maximum value of SAR (measured) = 0.0967 W/kg



0 dB = 0.0967 W/kg = -10.15 dBW/kg

Test Plot 5#: GSM 850_Body Worn Back_Middle**DUT: Mobile phone; Type: X5516B; Serial: 19012300421**

Communication System: Generic GSM; Frequency: 836.6 MHz; Duty Cycle: 1:8
Medium parameters used: $f = 836.6$ MHz; $\sigma = 0.956$ S/m; $\epsilon_r = 57.196$; $\rho = 1000$ kg/m³ ;
Phantom section: Right Section

DASY5 Configuration:

- Probe: EX3DV4 - SN7329; ConvF(10.23, 10.23, 10.23); Calibrated: 2018/9/30;
- Sensor-Surface: 1.4mm (Mechanical Surface Detection)
- Electronics: DAE4 Sn772; Calibrated: 2018/9/28
- Phantom: Triple Flat Phantom 5.1C; Type: QD 000 P51 CA; Serial: Serial: 1130
- Measurement SW: DASY52, Version 52.8 (8);

Area Scan (111x61x1): Interpolated grid: dx=1.500 mm, dy=1.500 mm

Maximum value of SAR (interpolated) = 0.310 W/kg

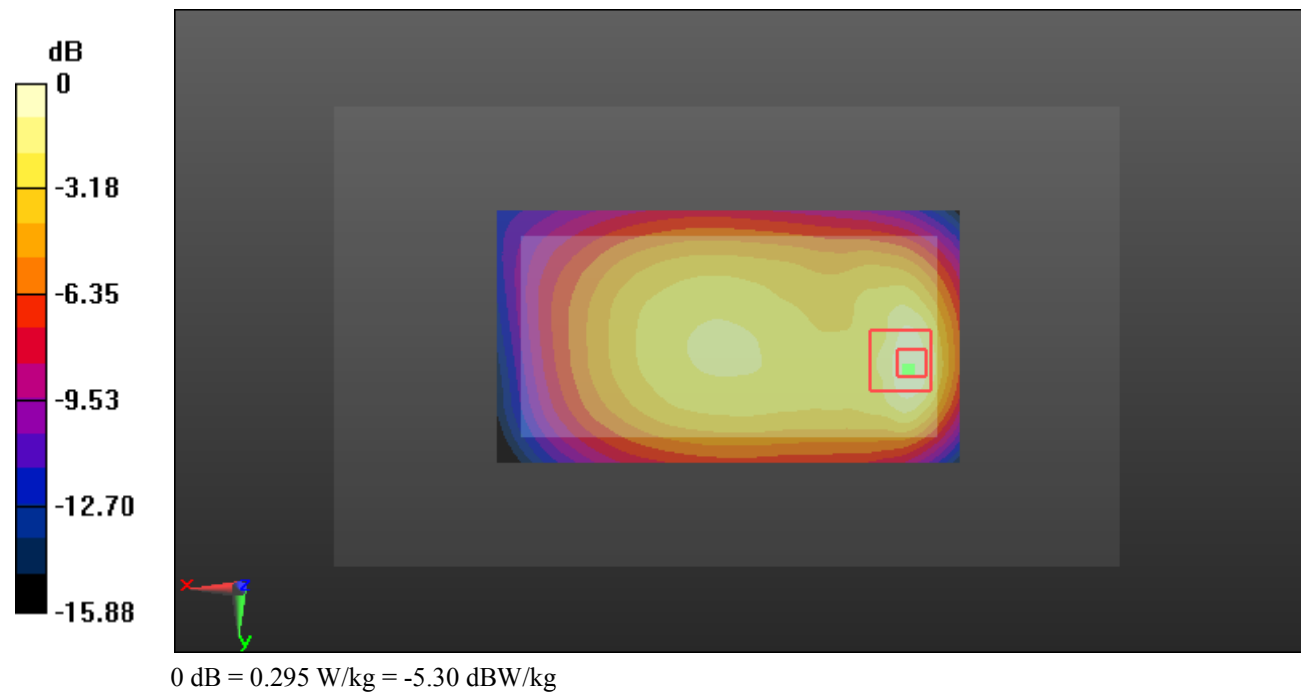
Zoom Scan (5x5x7)/Cube 0: Measurement grid: dx=8mm, dy=8mm, dz=5mm

Reference Value = 14.28 V/m; Power Drift = 0.02 dB

Peak SAR (extrapolated) = 0.368 W/kg

SAR(1 g) = 0.186 W/kg; SAR(10 g) = 0.108 W/kg

Maximum value of SAR (measured) = 0.295 W/kg



Test Plot 6#: GSM 850_Body Back_Middle**DUT: Mobile phone; Type: X5516B; Serial: 19012300421**

Communication System: Generic GPRS-2 slots; Frequency: 836.6 MHz; Duty Cycle: 1:4
Medium parameters used: $f = 836.6$ MHz; $\sigma = 0.956$ S/m; $\epsilon_r = 57.196$; $\rho = 1000$ kg/m³ ;
Phantom section: Right Section

DASY5 Configuration:

- Probe: EX3DV4 - SN7329; ConvF(10.23, 10.23, 10.23); Calibrated: 2018/9/30;
- Sensor-Surface: 1.4mm (Mechanical Surface Detection)
- Electronics: DAE4 Sn772; Calibrated: 2018/9/28
- Phantom: Triple Flat Phantom 5.1C; Type: QD 000 P51 CA; Serial: Serial: 1130
- Measurement SW: DASY52, Version 52.8 (8);

Area Scan (111x61x1): Interpolated grid: dx=1.500 mm, dy=1.500 mm

Maximum value of SAR (interpolated) = 0.490 W/kg


Zoom Scan (6x6x7)/Cube 0: Measurement grid: dx=8mm, dy=8mm, dz=5mm

Reference Value = 17.68 V/m; Power Drift = -0.03 dB

Peak SAR (extrapolated) = 1.16 W/kg

SAR(1 g) = 0.398 W/kg; SAR(10 g) = 0.140 W/kg

Maximum value of SAR (measured) = 0.294 W/kg



0 dB = 0.294 W/kg = -5.32 dBW/kg

Test Plot 7#: GSM 850_Body Left_Middle**DUT: Mobile phone; Type: X5516B; Serial: 19012300421**

Communication System: Generic GPRS-2 slots; Frequency: 836.6 MHz; Duty Cycle: 1:4
Medium parameters used: $f = 836.6$ MHz; $\sigma = 0.956$ S/m; $\epsilon_r = 57.196$; $\rho = 1000$ kg/m³ ;
Phantom section: Right Section

DASY5 Configuration:

- Probe: EX3DV4 - SN7329; ConvF(10.23, 10.23, 10.23); Calibrated: 2018/9/30;
- Sensor-Surface: 1.4mm (Mechanical Surface Detection)
- Electronics: DAE4 Sn772; Calibrated: 2018/9/28
- Phantom: Triple Flat Phantom 5.1C; Type: QD 000 P51 CA; Serial: Serial: 1130
- Measurement SW: DASY52, Version 52.8 (8);

Area Scan (111x41x1): Interpolated grid: dx=1.500 mm, dy=1.500 mm

Maximum value of SAR (interpolated) = 0.185 W/kg


Zoom Scan (5x5x7)/Cube 0: Measurement grid: dx=8mm, dy=8mm, dz=5mm

Reference Value = 14.37 V/m; Power Drift = -0.01 dB

Peak SAR (extrapolated) = 0.205 W/kg

SAR(1 g) = 0.143 W/kg; SAR(10 g) = 0.101 W/kg

Maximum value of SAR (measured) = 0.184 W/kg



0 dB = 0.184 W/kg = -7.35 dBW/kg

Test Plot 8#: GSM 850_Body Right_Middle**DUT: Mobile phone; Type: X5516B; Serial: 19012300421**

Communication System: Generic GPRS-2 slots; Frequency: 836.6 MHz; Duty Cycle: 1:4
 Medium parameters used: $f = 836.6$ MHz; $\sigma = 0.956$ S/m; $\epsilon_r = 57.196$; $\rho = 1000$ kg/m³ ;
 Phantom section: Right Section

DASY5 Configuration:

- Probe: EX3DV4 - SN7329; ConvF(10.23, 10.23, 10.23); Calibrated: 2018/9/30;
- Sensor-Surface: 1.4mm (Mechanical Surface Detection)
- Electronics: DAE4 Sn772; Calibrated: 2018/9/28
- Phantom: Triple Flat Phantom 5.1C; Type: QD 000 P51 CA; Serial: Serial: 1130
- Measurement SW: DASY52, Version 52.8 (8);

Area Scan (111x41x1): Interpolated grid: dx=1.500 mm, dy=1.500 mm

Maximum value of SAR (interpolated) = 0.310 W/kg


Zoom Scan (5x5x7)/Cube 0: Measurement grid: dx=8mm, dy=8mm, dz=5mm

Reference Value = 18.47 V/m; Power Drift = -0.04 dB

Peak SAR (extrapolated) = 0.347 W/kg

SAR(1 g) = 0.240 W/kg; SAR(10 g) = 0.169 W/kg

Maximum value of SAR (measured) = 0.308 W/kg



Test Plot 9#: GSM 850_Body Bottom_Middle**DUT: Mobile phone; Type: X5516B; Serial: 19012300421**

Communication System: Generic GPRS-2 slots; Frequency: 836.6 MHz; Duty Cycle: 1:4
 Medium parameters used: $f = 836.6$ MHz; $\sigma = 0.956$ S/m; $\epsilon_r = 57.196$; $\rho = 1000$ kg/m³ ;
 Phantom section: Right Section

DASY5 Configuration:

- Probe: EX3DV4 - SN7329; ConvF(10.23, 10.23, 10.23); Calibrated: 2018/9/30;
- Sensor-Surface: 1.4mm (Mechanical Surface Detection)
- Electronics: DAE4 Sn772; Calibrated: 2018/9/28
- Phantom: Triple Flat Phantom 5.1C; Type: QD 000 P51 CA; Serial: Serial: 1130
- Measurement SW: DASY52, Version 52.8 (8);

Area Scan (41x61x1): Interpolated grid: dx=1.500 mm, dy=1.500 mm

Maximum value of SAR (interpolated) = 0.322 W/kg


Zoom Scan (5x5x7)/Cube 0: Measurement grid: dx=8mm, dy=8mm, dz=5mm

Reference Value = 15.35 V/m; Power Drift = -0.16 dB

Peak SAR (extrapolated) = 0.432 W/kg

SAR(1 g) = 0.189 W/kg; SAR(10 g) = 0.102 W/kg

Maximum value of SAR (measured) = 0.313 W/kg



0 dB = 0.313 W/kg = -5.04 dBW/kg

Test Plot 10#: PCS 1900_Head Left Cheek_Middle**DUT: Mobile phone; Type: X5516B; Serial: 19012300421**

Communication System: Generic GSM; Frequency: 1880 MHz; Duty Cycle: 1:8
Medium parameters used: $f = 1880$ MHz; $\sigma = 1.368$ S/m; $\epsilon_r = 40.42$; $\rho = 1000$ kg/m³ ;
Phantom section: Left Section

DASY5 Configuration:

- Probe: EX3DV4 - SN7329; ConvF(8.1, 8.1, 8.1); Calibrated: 2018/9/30;
- Sensor-Surface: 1.4mm (Mechanical Surface Detection)
- Electronics: DAE4 Sn772; Calibrated: 2018/9/28
- Phantom: Twin SAM; Type: Twin SAM V5.0; Serial: 1412
- Measurement SW: DASY52, Version 52.8 (8);

Area Scan (111x61x1): Interpolated grid: dx=1.500 mm, dy=1.500 mm

Maximum value of SAR (interpolated) = 0.0608 W/kg

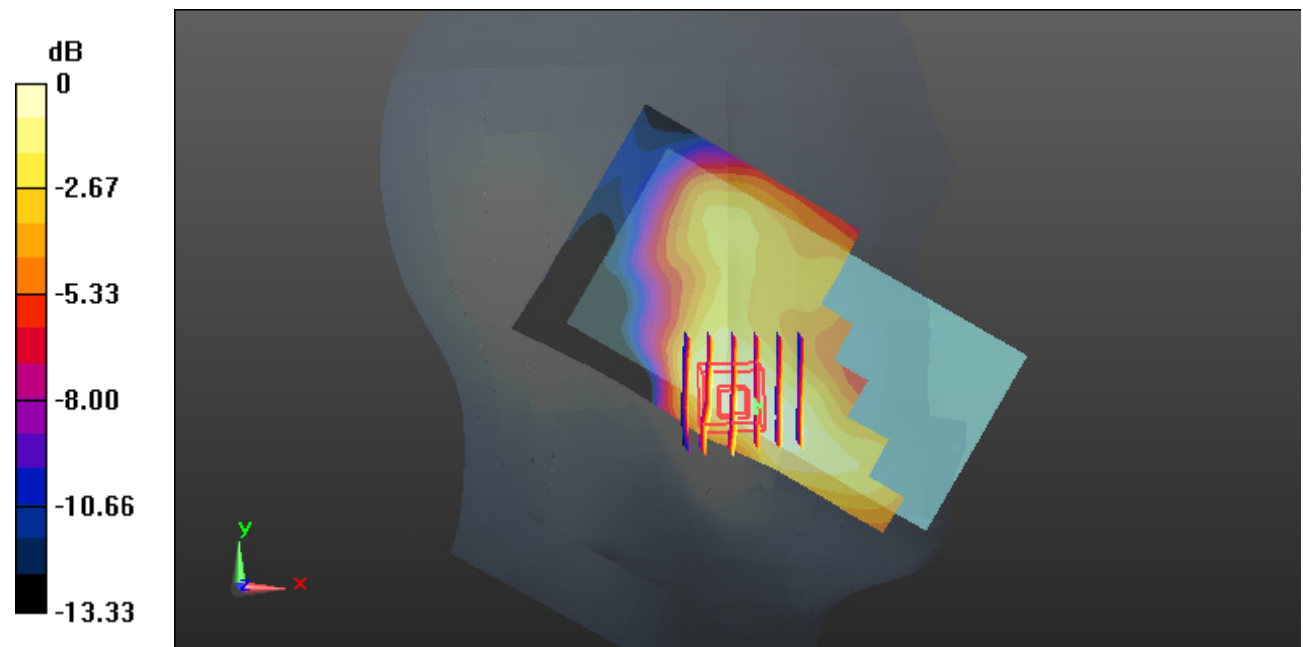
Zoom Scan (6x6x7)/Cube 0: Measurement grid: dx=8mm, dy=8mm, dz=5mm

Reference Value = 2.383 V/m; Power Drift = 0.18 dB

Peak SAR (extrapolated) = 0.0630 W/kg

SAR(1 g) = 0.047 W/kg; SAR(10 g) = 0.030 W/kg

Maximum value of SAR (measured) = 0.0571 W/kg



0 dB = 0.0571 W/kg = -12.43 dBW/kg

Test Plot 11#: PCS 1900_Head Left Tilt_Middle**DUT: Mobile phone; Type: X5516B; Serial: 19012300421**

Communication System: Generic GSM; Frequency: 1880 MHz; Duty Cycle: 1:8
Medium parameters used: $f = 1880$ MHz; $\sigma = 1.368$ S/m; $\epsilon_r = 40.42$; $\rho = 1000$ kg/m³ ;
Phantom section: Left Section

DASY5 Configuration:

- Probe: EX3DV4 - SN7329; ConvF(8.1, 8.1, 8.1); Calibrated: 2018/9/30;
- Sensor-Surface: 1.4mm (Mechanical Surface Detection)
- Electronics: DAE4 Sn772; Calibrated: 2018/9/28
- Phantom: Twin SAM; Type: Twin SAM V5.0; Serial: 1412
- Measurement SW: DASY52, Version 52.8 (8);

Area Scan (111x61x1): Interpolated grid: dx=1.500 mm, dy=1.500 mm

Maximum value of SAR (interpolated) = 0.0357 W/kg

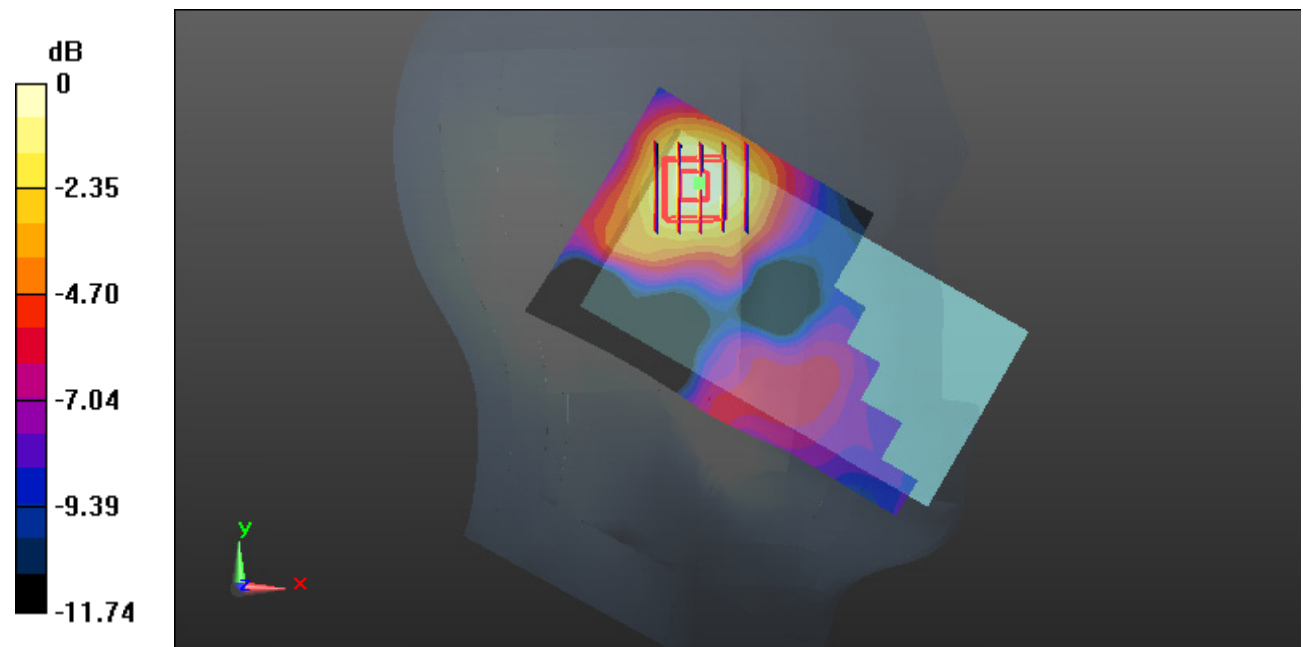
Zoom Scan (5x5x7)/Cube 0: Measurement grid: dx=8mm, dy=8mm, dz=5mm

Reference Value = 3.615 V/m; Power Drift = 0.01 dB

Peak SAR (extrapolated) = 0.0410 W/kg

SAR(1 g) = 0.027 W/kg; SAR(10 g) = 0.017 W/kg

Maximum value of SAR (measured) = 0.0362 W/kg



0 dB = 0.0362 W/kg = -14.41 dBW/kg

Test Plot 12#: PCS 1900_Head Right Cheek_Middle**DUT: Mobile phone; Type: X5516B; Serial: 19012300421**

Communication System: Generic GSM; Frequency: 1880 MHz; Duty Cycle: 1:8
Medium parameters used: $f = 1880$ MHz; $\sigma = 1.368$ S/m; $\epsilon_r = 40.42$; $\rho = 1000$ kg/m³ ;
Phantom section: Right Section

DASY5 Configuration:

- Probe: EX3DV4 - SN7329; ConvF(8.1, 8.1, 8.1); Calibrated: 2018/9/30;
- Sensor-Surface: 1.4mm (Mechanical Surface Detection)
- Electronics: DAE4 Sn772; Calibrated: 2018/9/28
- Phantom: Twin SAM; Type: Twin SAM V5.0; Serial: 1412
- Measurement SW: DASY52, Version 52.8 (8);

Area Scan (111x61x1): Interpolated grid: dx=1.500 mm, dy=1.500 mm

Maximum value of SAR (interpolated) = 0.0514 W/kg


Zoom Scan (6x6x7)/Cube 0: Measurement grid: dx=8mm, dy=8mm, dz=5mm

Reference Value = 2.127 V/m; Power Drift = -0.04 dB

Peak SAR (extrapolated) = 0.0600 W/kg

SAR(1 g) = 0.043 W/kg; SAR(10 g) = 0.028 W/kg

Maximum value of SAR (measured) = 0.0545 W/kg



0 dB = 0.0545 W/kg = -12.64 dBW/kg

Test Plot 13#: PCS 1900_Head Right Tilt_Middle**DUT: Mobile phone; Type: X5516B; Serial: 19012300421**

Communication System: Generic GSM; Frequency: 1880 MHz; Duty Cycle: 1:8
Medium parameters used: $f = 1880$ MHz; $\sigma = 1.368$ S/m; $\epsilon_r = 40.42$; $\rho = 1000$ kg/m³ ;
Phantom section: Right Section

DASY5 Configuration:

- Probe: EX3DV4 - SN7329; ConvF(8.1, 8.1, 8.1); Calibrated: 2018/9/30;
- Sensor-Surface: 1.4mm (Mechanical Surface Detection)
- Electronics: DAE4 Sn772; Calibrated: 2018/9/28
- Phantom: Twin SAM; Type: Twin SAM V5.0; Serial: 1412
- Measurement SW: DASY52, Version 52.8 (8);

Area Scan (111x61x1): Interpolated grid: dx=1.500 mm, dy=1.500 mm

Maximum value of SAR (interpolated) = 0.0252 W/kg

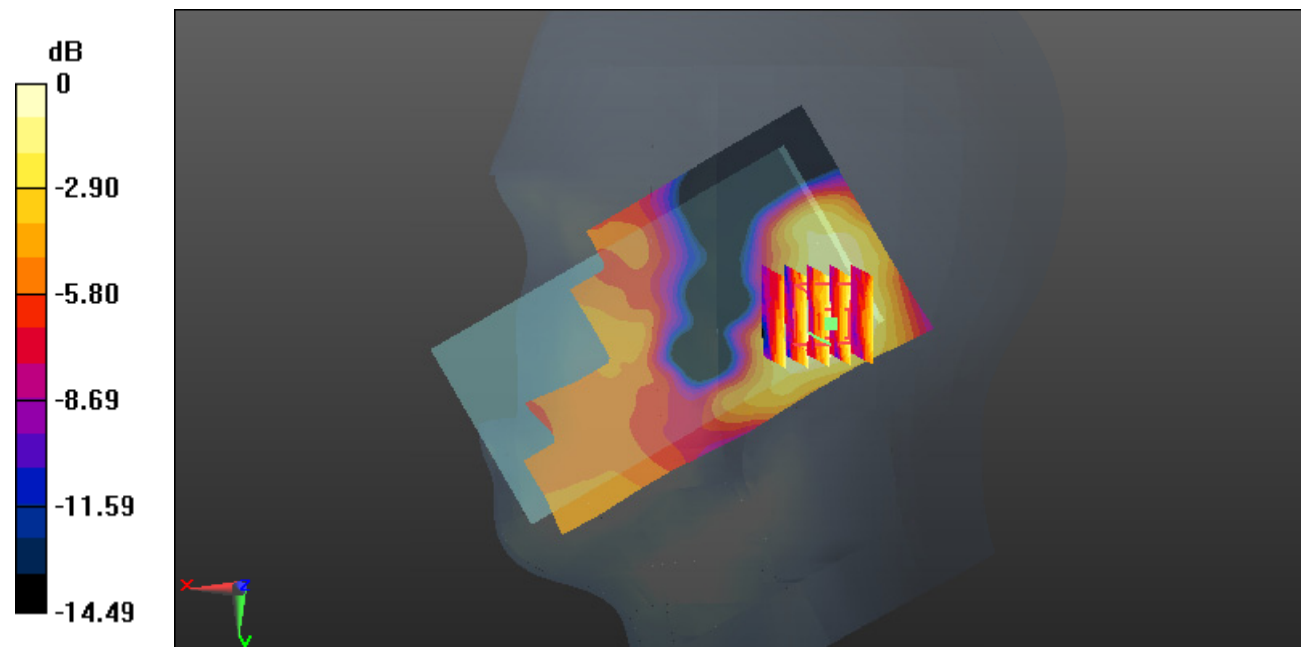
Zoom Scan (5x5x7)/Cube 0: Measurement grid: dx=8mm, dy=8mm, dz=5mm

Reference Value = 3.432 V/m; Power Drift = 0.06 dB

Peak SAR (extrapolated) = 0.0310 W/kg

SAR(1 g) = 0.019 W/kg; SAR(10 g) = 0.012 W/kg

Maximum value of SAR (measured) = 0.0250 W/kg



0 dB = 0.0250 W/kg = -16.02 dBW/kg

Test Plot 14#: PCS 1900_Body Worn Back_Middle**DUT: Mobile phone; Type: X5516B; Serial: 19012300421**

Communication System: Generic GSM; Frequency: 1880 MHz; Duty Cycle: 1:8
 Medium parameters used: $f = 1880$ MHz; $\sigma = 1.491$ S/m; $\epsilon_r = 54.175$; $\rho = 1000$ kg/m³ ;
 Phantom section: Left Section

DASY5 Configuration:

- Probe: EX3DV4 - SN7329; ConvF(7.7, 7.7, 7.7); Calibrated: 2018/9/30;
- Sensor-Surface: 1.4mm (Mechanical Surface Detection)
- Electronics: DAE4 Sn772; Calibrated: 2018/9/28
- Phantom: Triple Flat Phantom 5.1C; Type: QD 000 P51 CA; Serial: Serial: 1130
- Measurement SW: DASY52, Version 52.8 (8);

Area Scan (111x61x1): Interpolated grid: dx=1.500 mm, dy=1.500 mm

Maximum value of SAR (interpolated) = 0.837 W/kg

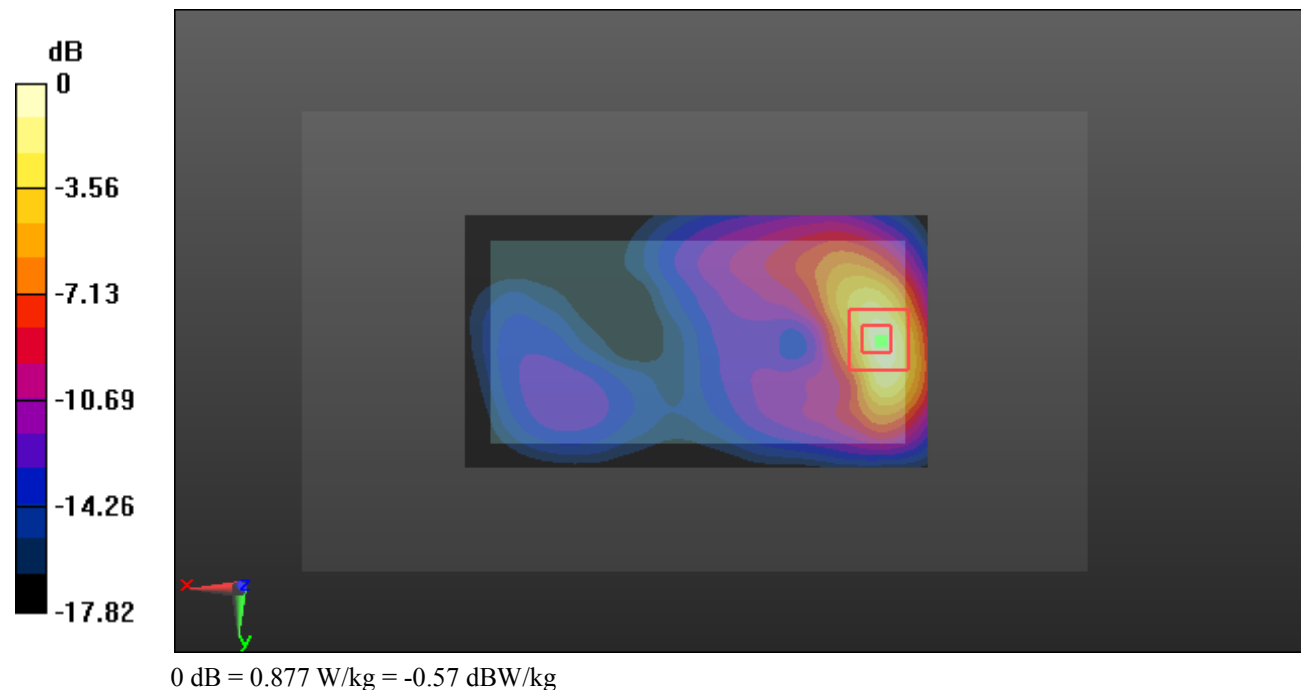
Zoom Scan (5x5x7)/Cube 0: Measurement grid: dx=8mm, dy=8mm, dz=5mm

Reference Value = 4.780 V/m; Power Drift = 0.13 dB

Peak SAR (extrapolated) = 1.09 W/kg

SAR(1 g) = 0.595 W/kg; SAR(10 g) = 0.298 W/kg

Maximum value of SAR (measured) = 0.877 W/kg



Test Plot 15#: PCS 1900_Body Back_Low**DUT: Mobile phone; Type: X5516B; Serial: 19012300421**

Communication System: Generic GPRS-4 slots; Frequency: 1850.2 MHz; Duty Cycle: 1:2
 Medium parameters used: $f = 1850.2$ MHz; $\sigma = 1.46$ S/m; $\epsilon_r = 54.571$; $\rho = 1000$ kg/m³ ;
 Phantom section: Left Section

DASY5 Configuration:

- Probe: EX3DV4 - SN7329; ConvF(7.7, 7.7, 7.7); Calibrated: 2018/9/30;
- Sensor-Surface: 1.4mm (Mechanical Surface Detection)
- Electronics: DAE4 Sn772; Calibrated: 2018/9/28
- Phantom: Triple Flat Phantom 5.1C; Type: QD 000 P51 CA; Serial: Serial: 1130
- Measurement SW: DASY52, Version 52.8 (8);

Area Scan (111x61x1): Interpolated grid: dx=1.500 mm, dy=1.500 mm

Maximum value of SAR (interpolated) = 1.20 W/kg

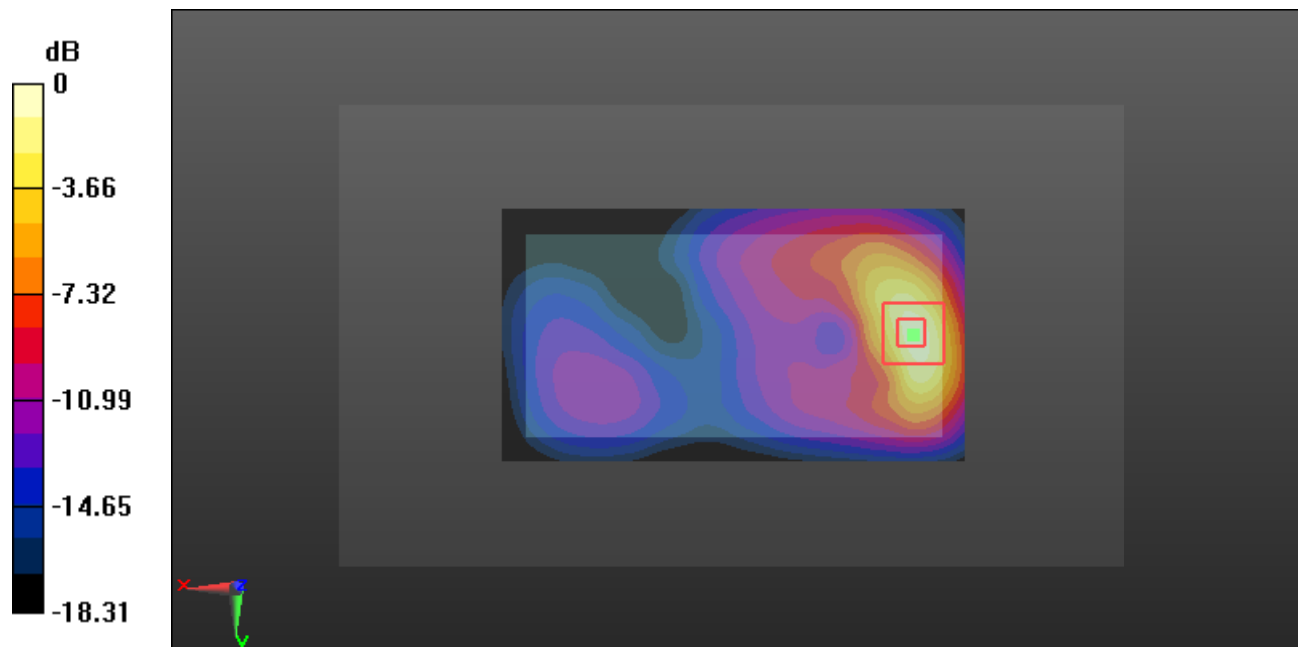
Zoom Scan (5x5x7)/Cube 0: Measurement grid: dx=8mm, dy=8mm, dz=5mm

Reference Value = 6.522 V/m; Power Drift = 0.14 dB

Peak SAR (extrapolated) = 1.55 W/kg

SAR(1 g) = 0.870 W/kg; SAR(10 g) = 0.445 W/kg

Maximum value of SAR (measured) = 1.28 W/kg



0 dB = 1.28 W/kg = 1.07 dBW/kg

Test Plot 16#: PCS 1900_Body Back_Middle**DUT: Mobile phone; Type: X5516B; Serial: 19012300421**

Communication System: Generic GPRS-4 slots; Frequency: 1880 MHz; Duty Cycle: 1:2
 Medium parameters used: $f = 1880$ MHz; $\sigma = 1.491$ S/m; $\epsilon_r = 54.175$; $\rho = 1000$ kg/m³ ;
 Phantom section: Left Section

DASY5 Configuration:

- Probe: EX3DV4 - SN7329; ConvF(7.7, 7.7, 7.7); Calibrated: 2018/9/30;
- Sensor-Surface: 1.4mm (Mechanical Surface Detection)
- Electronics: DAE4 Sn772; Calibrated: 2018/9/28
- Phantom: Triple Flat Phantom 5.1C; Type: QD 000 P51 CA; Serial: Serial: 1130
- Measurement SW: DASY52, Version 52.8 (8);

Area Scan (111x61x1): Interpolated grid: dx=1.500 mm, dy=1.500 mm

Maximum value of SAR (interpolated) = 1.31 W/kg


Zoom Scan (5x5x7)/Cube 0: Measurement grid: dx=8mm, dy=8mm, dz=5mm

Reference Value = 6.802 V/m; Power Drift = -0.11 dB

Peak SAR (extrapolated) = 1.73 W/kg

SAR(1 g) = 0.959 W/kg; SAR(10 g) = 0.483 W/kg

Maximum value of SAR (measured) = 1.44 W/kg



0 dB = 1.44 W/kg = 1.58 dBW/kg

Test Plot 17#: PCS 1900_Body Back_High**DUT: Mobile phone; Type: X5516B; Serial: 19012300421**

Communication System: Generic GPRS-4 slots; Frequency: 1909.8 MHz; Duty Cycle: 1:2
 Medium parameters used: $f = 1909.8$ MHz; $\sigma = 1.52$ S/m; $\epsilon_r = 54.069$; $\rho = 1000$ kg/m³ ;
 Phantom section: Left Section

DASY5 Configuration:

- Probe: EX3DV4 - SN7329; ConvF(7.7, 7.7, 7.7); Calibrated: 2018/9/30;
- Sensor-Surface: 1.4mm (Mechanical Surface Detection)
- Electronics: DAE4 Sn772; Calibrated: 2018/9/28
- Phantom: Triple Flat Phantom 5.1C; Type: QD 000 P51 CA; Serial: Serial: 1130
- Measurement SW: DASY52, Version 52.8 (8);

Area Scan (111x61x1): Interpolated grid: dx=1.500 mm, dy=1.500 mm

Maximum value of SAR (interpolated) = 1.08 W/kg

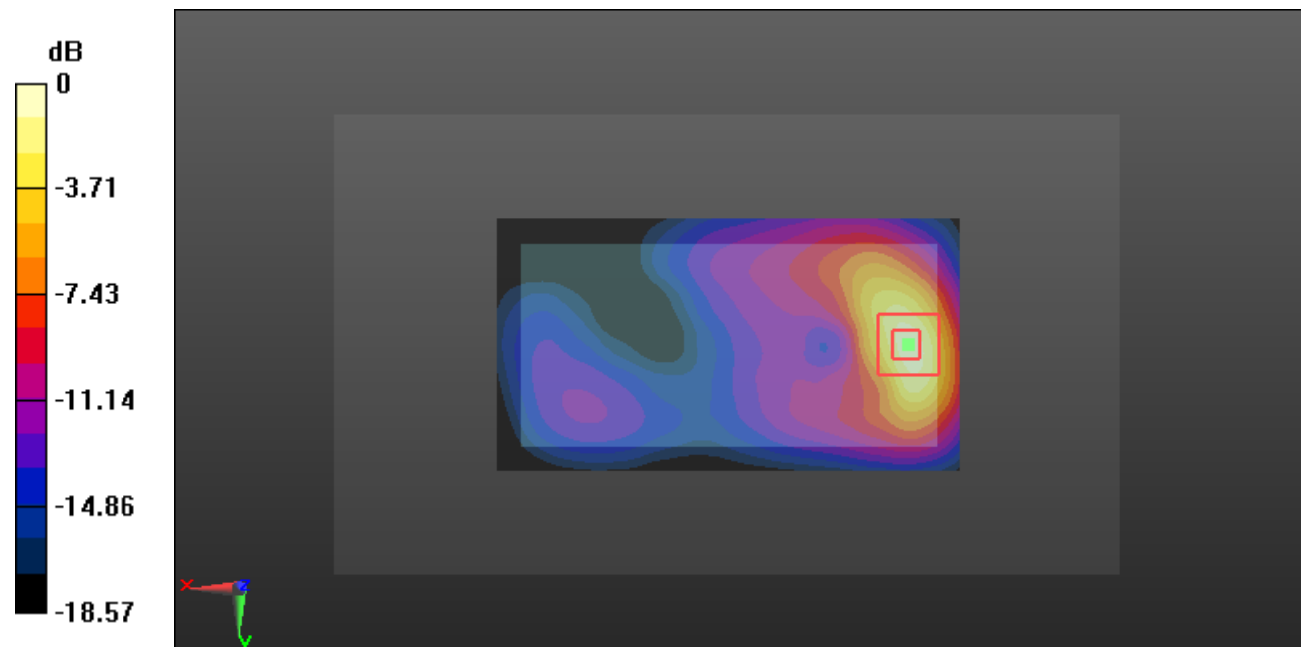
Zoom Scan (5x5x7)/Cube 0: Measurement grid: dx=8mm, dy=8mm, dz=5mm

Reference Value = 5.744 V/m; Power Drift = 0.13 dB

Peak SAR (extrapolated) = 1.42 W/kg

SAR(1 g) = 0.790 W/kg; SAR(10 g) = 0.399 W/kg

Maximum value of SAR (measured) = 1.17 W/kg



0 dB = 1.17 W/kg = 0.68 dBW/kg

Test Plot 18#: PCS 1900_Body Left_Middle**DUT: Mobile phone; Type: X5516B; Serial: 19012300421**

Communication System: Generic GPRS-4 slots; Frequency: 1880 MHz; Duty Cycle: 1:2
Medium parameters used: $f = 1880$ MHz; $\sigma = 1.491$ S/m; $\epsilon_r = 54.175$; $\rho = 1000$ kg/m³ ;
Phantom section: Left Section

DASY5 Configuration:

- Probe: EX3DV4 - SN7329; ConvF(7.7, 7.7, 7.7); Calibrated: 2018/9/30;
- Sensor-Surface: 1.4mm (Mechanical Surface Detection)
- Electronics: DAE4 Sn772; Calibrated: 2018/9/28
- Phantom: Triple Flat Phantom 5.1C; Type: QD 000 P51 CA; Serial: Serial: 1130
- Measurement SW: DASY52, Version 52.8 (8);

Area Scan (111x41x1): Interpolated grid: dx=1.500 mm, dy=1.500 mm

Maximum value of SAR (interpolated) = 0.102 W/kg


Zoom Scan (5x5x7)/Cube 0: Measurement grid: dx=8mm, dy=8mm, dz=5mm

Reference Value = 6.341 V/m; Power Drift = 0.15 dB

Peak SAR (extrapolated) = 0.122 W/kg

SAR(1 g) = 0.074 W/kg; SAR(10 g) = 0.045 W/kg

Maximum value of SAR (measured) = 0.105 W/kg



0 dB = 0.105 W/kg = -9.79 dBW/kg

Test Plot 19#: PCS 1900_Body Right_Middle**DUT: Mobile phone; Type: X5516B; Serial: 19012300421**

Communication System: Generic GPRS-4 slots; Frequency: 1880 MHz; Duty Cycle: 1:2
Medium parameters used: $f = 1880$ MHz; $\sigma = 1.491$ S/m; $\epsilon_r = 54.175$; $\rho = 1000$ kg/m³ ;
Phantom section: Left Section

DASY5 Configuration:

- Probe: EX3DV4 - SN7329; ConvF(7.7, 7.7, 7.7); Calibrated: 2018/9/30;
- Sensor-Surface: 1.4mm (Mechanical Surface Detection)
- Electronics: DAE4 Sn772; Calibrated: 2018/9/28
- Phantom: Triple Flat Phantom 5.1C; Type: QD 000 P51 CA; Serial: Serial: 1130
- Measurement SW: DASY52, Version 52.8 (8);

Area Scan (111x41x1): Interpolated grid: dx=1.500 mm, dy=1.500 mm

Maximum value of SAR (interpolated) = 0.174 W/kg


Zoom Scan (5x5x7)/Cube 0: Measurement grid: dx=8mm, dy=8mm, dz=5mm

Reference Value = 6.038 V/m; Power Drift = 0.13 dB

Peak SAR (extrapolated) = 0.204 W/kg

SAR(1 g) = 0.122 W/kg; SAR(10 g) = 0.071 W/kg

Maximum value of SAR (measured) = 0.173 W/kg



0 dB = 0.173 W/kg = -7.62 dBW/kg

Test Plot 20#: PCS 1900_Body Bottom_Low**DUT: Mobile phone; Type: X5516B; Serial: 19012300421**

Communication System: Generic GPRS-4 slots; Frequency: 1850.2 MHz; Duty Cycle: 1:2
Medium parameters used: $f = 1850.2$ MHz; $\sigma = 1.46$ S/m; $\epsilon_r = 54.571$; $\rho = 1000$ kg/m³ ;
Phantom section: Left Section

DASY5 Configuration:

- Probe: EX3DV4 - SN7329; ConvF(7.7, 7.7, 7.7); Calibrated: 2018/9/30;
- Sensor-Surface: 1.4mm (Mechanical Surface Detection)
- Electronics: DAE4 Sn772; Calibrated: 2018/9/28
- Phantom: Triple Flat Phantom 5.1C; Type: QD 000 P51 CA; Serial: Serial: 1130
- Measurement SW: DASY52, Version 52.8 (8);

Area Scan (41x61x1): Interpolated grid: dx=1.500 mm, dy=1.500 mm

Maximum value of SAR (interpolated) = 1.40 W/kg


Zoom Scan (5x5x7)/Cube 0: Measurement grid: dx=8mm, dy=8mm, dz=5mm

Reference Value = 27.87 V/m; Power Drift = -0.12 dB

Peak SAR (extrapolated) = 1.62 W/kg

SAR(1 g) = 0.887 W/kg; SAR(10 g) = 0.459 W/kg

Maximum value of SAR (measured) = 1.35 W/kg



0 dB = 1.35 W/kg = 1.30 dBW/kg

Test Plot 21#: PCS 1900_Body Bottom_Middle**DUT: Mobile phone; Type: X5516B; Serial: 19012300421**

Communication System: Generic GPRS-4 slots; Frequency: 1880 MHz; Duty Cycle: 1:2
Medium parameters used: $f = 1880$ MHz; $\sigma = 1.491$ S/m; $\epsilon_r = 54.175$; $\rho = 1000$ kg/m³ ;
Phantom section: Left Section

DASY5 Configuration:

- Probe: EX3DV4 - SN7329; ConvF(7.7, 7.7, 7.7); Calibrated: 2018/9/30;
- Sensor-Surface: 1.4mm (Mechanical Surface Detection)
- Electronics: DAE4 Sn772; Calibrated: 2018/9/28
- Phantom: Triple Flat Phantom 5.1C; Type: QD 000 P51 CA; Serial: Serial: 1130
- Measurement SW: DASY52, Version 52.8 (8);

Area Scan (41x61x1): Interpolated grid: dx=1.500 mm, dy=1.500 mm

Maximum value of SAR (interpolated) = 1.46 W/kg


Zoom Scan (5x5x7)/Cube 0: Measurement grid: dx=8mm, dy=8mm, dz=5mm

Reference Value = 28.05 V/m; Power Drift = -0.19 dB

Peak SAR (extrapolated) = 1.70 W/kg

SAR(1 g) = 0.937 W/kg; SAR(10 g) = 0.483 W/kg

Maximum value of SAR (measured) = 1.40 W/kg



0 dB = 1.40 W/kg = 1.46 dBW/kg

Test Plot 22#: PCS 1900_Body Bottom_High**DUT: Mobile phone; Type: X5516B; Serial: 19012300421**

Communication System: Generic GPRS-4 slots; Frequency: 1909.8 MHz; Duty Cycle: 1:2
Medium parameters used: $f = 1909.8$ MHz; $\sigma = 1.52$ S/m; $\epsilon_r = 54.069$; $\rho = 1000$ kg/m³ ;
Phantom section: Left Section

DASY5 Configuration:

- Probe: EX3DV4 - SN7329; ConvF(7.7, 7.7, 7.7); Calibrated: 2018/9/30;
- Sensor-Surface: 1.4mm (Mechanical Surface Detection)
- Electronics: DAE4 Sn772; Calibrated: 2018/9/28
- Phantom: Triple Flat Phantom 5.1C; Type: QD 000 P51 CA; Serial: Serial: 1130
- Measurement SW: DASY52, Version 52.8 (8);

Area Scan (41x61x1): Interpolated grid: dx=1.500 mm, dy=1.500 mm

Maximum value of SAR (interpolated) = 1.25 W/kg


Zoom Scan (5x5x7)/Cube 0: Measurement grid: dx=8mm, dy=8mm, dz=5mm

Reference Value = 25.69 V/m; Power Drift = -0.16 dB

Peak SAR (extrapolated) = 1.41 W/kg

SAR(1 g) = 0.787 W/kg; SAR(10 g) = 0.409 W/kg

Maximum value of SAR (measured) = 1.20 W/kg



0 dB = 1.20 W/kg = 0.79 dBW/kg

Test Plot 23#: WCDMA Band 2_Head Left Cheek_Middle**DUT: Mobile phone; Type: X5516B; Serial: 19012300421**

Communication System: Generic WCDMA; Frequency: 1880 MHz; Duty Cycle: 1:1
 Medium parameters used: $f = 1880$ MHz; $\sigma = 1.368$ S/m; $\epsilon_r = 40.42$; $\rho = 1000$ kg/m³ ;
 Phantom section: Left Section

DASY5 Configuration:

- Probe: EX3DV4 - SN7329; ConvF(8.1, 8.1, 8.1); Calibrated: 2018/9/30;
- Sensor-Surface: 1.4mm (Mechanical Surface Detection)
- Electronics: DAE4 Sn772; Calibrated: 2018/9/28
- Phantom: Twin SAM; Type: Twin SAM V5.0; Serial: 1412
- Measurement SW: DASY52, Version 52.8 (8);

Area Scan (111x61x1): Interpolated grid: dx=1.500 mm, dy=1.500 mm

Maximum value of SAR (interpolated) = 0.105 W/kg

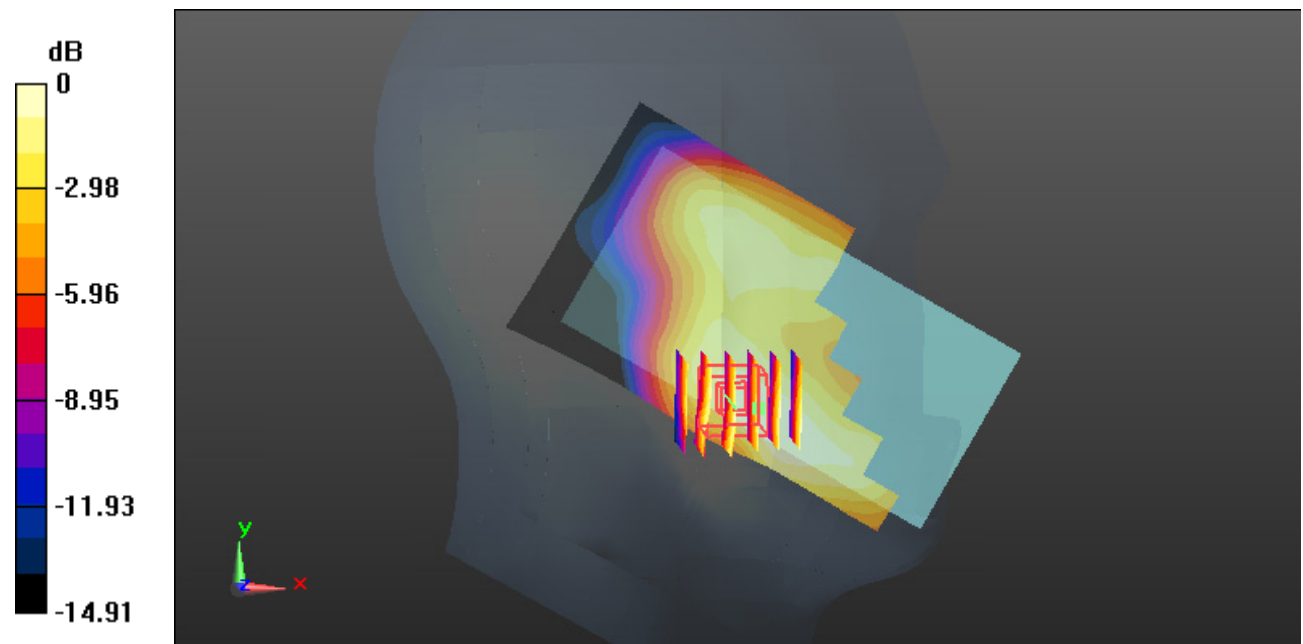
Zoom Scan (6x5x7)/Cube 0: Measurement grid: dx=8mm, dy=8mm, dz=5mm

Reference Value = 2.684 V/m; Power Drift = -0.13 dB

Peak SAR (extrapolated) = 0.109 W/kg

SAR(1 g) = 0.073 W/kg; SAR(10 g) = 0.050 W/kg

Maximum value of SAR (measured) = 0.0948 W/kg



0 dB = 0.0948 W/kg = -10.23 dBW/kg

Test Plot 24#: WCDMA Band 2_Head Left Tilt_Middle**DUT: Mobile phone; Type: X5516B; Serial: 19012300421**

Communication System: Generic WCDMA; Frequency: 1880 MHz; Duty Cycle: 1:1
 Medium parameters used: $f = 1880$ MHz; $\sigma = 1.368$ S/m; $\epsilon_r = 40.42$; $\rho = 1000$ kg/m³ ;
 Phantom section: Left Section

DASY5 Configuration:

- Probe: EX3DV4 - SN7329; ConvF(8.1, 8.1, 8.1); Calibrated: 2018/9/30;
- Sensor-Surface: 1.4mm (Mechanical Surface Detection)
- Electronics: DAE4 Sn772; Calibrated: 2018/9/28
- Phantom: Twin SAM; Type: Twin SAM V5.0; Serial: 1412
- Measurement SW: DASY52, Version 52.8 (8);

Area Scan (111x61x1): Interpolated grid: dx=1.500 mm, dy=1.500 mm

Maximum value of SAR (interpolated) = 0.0400 W/kg


Zoom Scan (5x5x7)/Cube 0: Measurement grid: dx=8mm, dy=8mm, dz=5mm

Reference Value = 3.828 V/m; Power Drift = -0.11 dB

Peak SAR (extrapolated) = 0.0440 W/kg

SAR(1 g) = 0.029 W/kg; SAR(10 g) = 0.018 W/kg

Maximum value of SAR (measured) = 0.0385 W/kg



0 dB = 0.0385 W/kg = -14.15 dBW/kg

Test Plot 25#: WCDMA Band 2_Head Right Cheek_Middle**DUT: Mobile phone; Type: X5516B; Serial: 19012300421**

Communication System: Generic WCDMA; Frequency: 1880 MHz; Duty Cycle: 1:1
Medium parameters used: $f = 1880$ MHz; $\sigma = 1.368$ S/m; $\epsilon_r = 40.42$; $\rho = 1000$ kg/m³ ;
Phantom section: Right Section

DASY5 Configuration:

- Probe: EX3DV4 - SN7329; ConvF(8.1, 8.1, 8.1); Calibrated: 2018/9/30;
- Sensor-Surface: 1.4mm (Mechanical Surface Detection)
- Electronics: DAE4 Sn772; Calibrated: 2018/9/28
- Phantom: Twin SAM; Type: Twin SAM V5.0; Serial: 1412
- Measurement SW: DASY52, Version 52.8 (8);

Area Scan (111x61x1): Interpolated grid: dx=1.500 mm, dy=1.500 mm

Maximum value of SAR (interpolated) = 0.0603 W/kg


Zoom Scan (6x5x7)/Cube 0: Measurement grid: dx=8mm, dy=8mm, dz=5mm

Reference Value = 2.968 V/m; Power Drift = -0.18 dB

Peak SAR (extrapolated) = 0.0640 W/kg

SAR(1 g) = 0.051 W/kg; SAR(10 g) = 0.034 W/kg

Maximum value of SAR (measured) = 0.0594 W/kg



0 dB = 0.0594 W/kg = -12.26 dBW/kg

Test Plot 26#: WCDMA Band 2_Head Right Tilt_Middle**DUT: Mobile phone; Type: X5516B; Serial: 19012300421**

Communication System: Generic WCDMA; Frequency: 1880 MHz; Duty Cycle: 1:1
Medium parameters used: $f = 1880$ MHz; $\sigma = 1.368$ S/m; $\epsilon_r = 40.42$; $\rho = 1000$ kg/m³ ;
Phantom section: Right Section

DASY5 Configuration:

- Probe: EX3DV4 - SN7329; ConvF(8.1, 8.1, 8.1); Calibrated: 2018/9/30;
- Sensor-Surface: 1.4mm (Mechanical Surface Detection)
- Electronics: DAE4 Sn772; Calibrated: 2018/9/28
- Phantom: Twin SAM; Type: Twin SAM V5.0; Serial: 1412
- Measurement SW: DASY52, Version 52.8 (8);

Area Scan (111x61x1): Interpolated grid: dx=1.500 mm, dy=1.500 mm

Maximum value of SAR (interpolated) = 0.0453 W/kg


Zoom Scan (5x5x7)/Cube 0: Measurement grid: dx=8mm, dy=8mm, dz=5mm

Reference Value = 4.007 V/m; Power Drift = 0.10 dB

Peak SAR (extrapolated) = 0.0500 W/kg

SAR(1 g) = 0.033 W/kg; SAR(10 g) = 0.021 W/kg

Maximum value of SAR (measured) = 0.0427 W/kg



0 dB = 0.0427 W/kg = -13.70 dBW/kg

Test Plot 27#: WCDMA Band 2_Body Back_Middle**DUT: Mobile phone; Type: X5516B; Serial: 19012300421**

Communication System: Generic WCDMA; Frequency: 1880 MHz; Duty Cycle: 1:1
Medium parameters used: $f = 1880$ MHz; $\sigma = 1.491$ S/m; $\epsilon_r = 54.175$; $\rho = 1000$ kg/m³ ;
Phantom section: Left Section

DASY5 Configuration:

- Probe: EX3DV4 - SN7329; ConvF(7.7, 7.7, 7.7); Calibrated: 2018/9/30;
- Sensor-Surface: 1.4mm (Mechanical Surface Detection)
- Electronics: DAE4 Sn772; Calibrated: 2018/9/28
- Phantom: Triple Flat Phantom 5.1C; Type: QD 000 P51 CA; Serial: Serial: 1130
- Measurement SW: DASY52, Version 52.8 (8);

Area Scan (111x61x1): Interpolated grid: dx=1.500 mm, dy=1.500 mm

Maximum value of SAR (interpolated) = 0.860 W/kg


Zoom Scan (5x5x7)/Cube 0: Measurement grid: dx=8mm, dy=8mm, dz=5mm

Reference Value = 5.627 V/m; Power Drift = 0.16 dB

Peak SAR (extrapolated) = 1.19 W/kg

SAR(1 g) = 0.653 W/kg; SAR(10 g) = 0.328 W/kg

Maximum value of SAR (measured) = 0.959 W/kg



Test Plot 28#: WCDMA Band 2_Body Left_Middle**DUT: Mobile phone; Type: X5516B; Serial: 19012300421**

Communication System: Generic WCDMA; Frequency: 1880 MHz; Duty Cycle: 1:1
 Medium parameters used: $f = 1880$ MHz; $\sigma = 1.491$ S/m; $\epsilon_r = 54.175$; $\rho = 1000$ kg/m³ ;
 Phantom section: Left Section

DASY5 Configuration:

- Probe: EX3DV4 - SN7329; ConvF(7.7, 7.7, 7.7); Calibrated: 2018/9/30;
- Sensor-Surface: 1.4mm (Mechanical Surface Detection)
- Electronics: DAE4 Sn772; Calibrated: 2018/9/28
- Phantom: Triple Flat Phantom 5.1C; Type: QD 000 P51 CA; Serial: Serial: 1130
- Measurement SW: DASY52, Version 52.8 (8);

Area Scan (111x41x1): Interpolated grid: dx=1.500 mm, dy=1.500 mm

Maximum value of SAR (interpolated) = 0.0303 W/kg


Zoom Scan (5x5x7)/Cube 0: Measurement grid: dx=8mm, dy=8mm, dz=5mm

Reference Value = 2.297 V/m; Power Drift = 0.01 dB

Peak SAR (extrapolated) = 0.0360 W/kg

SAR(1 g) = 0.022 W/kg; SAR(10 g) = 0.015 W/kg

Maximum value of SAR (measured) = 0.0296 W/kg



0 dB = 0.0296 W/kg = -15.29 dBW/kg

Test Plot 29#: WCDMA Band 2_Body Right_Middle**DUT: Mobile phone; Type: X5516B; Serial: 19012300421**

Communication System: Generic WCDMA; Frequency: 1880 MHz; Duty Cycle: 1:1
Medium parameters used: $f = 1880$ MHz; $\sigma = 1.491$ S/m; $\epsilon_r = 54.175$; $\rho = 1000$ kg/m³ ;
Phantom section: Left Section

DASY5 Configuration:

- Probe: EX3DV4 - SN7329; ConvF(7.7, 7.7, 7.7); Calibrated: 2018/9/30;
- Sensor-Surface: 1.4mm (Mechanical Surface Detection)
- Electronics: DAE4 Sn772; Calibrated: 2018/9/28
- Phantom: Triple Flat Phantom 5.1C; Type: QD 000 P51 CA; Serial: Serial: 1130
- Measurement SW: DASY52, Version 52.8 (8);

Area Scan (111x41x1): Interpolated grid: dx=1.500 mm, dy=1.500 mm

Maximum value of SAR (interpolated) = 0.120 W/kg


Zoom Scan (5x5x7)/Cube 0: Measurement grid: dx=8mm, dy=8mm, dz=5mm

Reference Value = 5.297 V/m; Power Drift = 0.14 dB

Peak SAR (extrapolated) = 0.142 W/kg

SAR(1 g) = 0.084 W/kg; SAR(10 g) = 0.051 W/kg

Maximum value of SAR (measured) = 0.121 W/kg



0 dB = 0.121 W/kg = -9.17 dBW/kg

Test Plot 30#: WCDMA Band 2_Body Bottom_Middle**DUT: Mobile phone; Type: X5516B; Serial: 19012300421**

Communication System: Generic WCDMA; Frequency: 1880 MHz; Duty Cycle: 1:1
 Medium parameters used: $f = 1880$ MHz; $\sigma = 1.491$ S/m; $\epsilon_r = 54.175$; $\rho = 1000$ kg/m³ ;
 Phantom section: Left Section

DASY5 Configuration:

- Probe: EX3DV4 - SN7329; ConvF(7.7, 7.7, 7.7); Calibrated: 2018/9/30;
- Sensor-Surface: 1.4mm (Mechanical Surface Detection)
- Electronics: DAE4 Sn772; Calibrated: 2018/9/28
- Phantom: Triple Flat Phantom 5.1C; Type: QD 000 P51 CA; Serial: Serial: 1130
- Measurement SW: DASY52, Version 52.8 (8);

Area Scan (41x61x1): Interpolated grid: dx=1.500 mm, dy=1.500 mm

Maximum value of SAR (interpolated) = 0.969 W/kg


Zoom Scan (5x5x7)/Cube 0: Measurement grid: dx=8mm, dy=8mm, dz=5mm

Reference Value = 23.31 V/m; Power Drift = -0.17 dB

Peak SAR (extrapolated) = 1.12 W/kg

SAR(1 g) = 0.616 W/kg; SAR(10 g) = 0.319 W/kg

Maximum value of SAR (measured) = 0.936 W/kg



0 dB = 0.936 W/kg = -0.29 dBW/kg

Test Plot 31#: WCDMA Band 4_Head Left Cheek_Middle**DUT: Mobile phone; Type: X5516B; Serial: 19012300421**

Communication System: Generic WCDMA; Frequency: 1732.6 MHz; Duty Cycle: 1:1
 Medium parameters used: $f = 1732.6$ MHz; $\sigma = 1.344$ S/m; $\epsilon_r = 41.196$; $\rho = 1000$ kg/m³ ;
 Phantom section: Left Section

DASY5 Configuration:

- Probe: EX3DV4 - SN7329; ConvF(8.35, 8.35, 8.35); Calibrated: 2018/9/30;
- Sensor-Surface: 1.4mm (Mechanical Surface Detection)
- Electronics: DAE4 Sn772; Calibrated: 2018/9/28
- Phantom: Twin SAM; Type: Twin SAM V5.0; Serial: 1412
- Measurement SW: DASY52, Version 52.8 (8);

Area Scan (111x61x1): Interpolated grid: dx=1.500 mm, dy=1.500 mm

Maximum value of SAR (interpolated) = 0.0979 W/kg

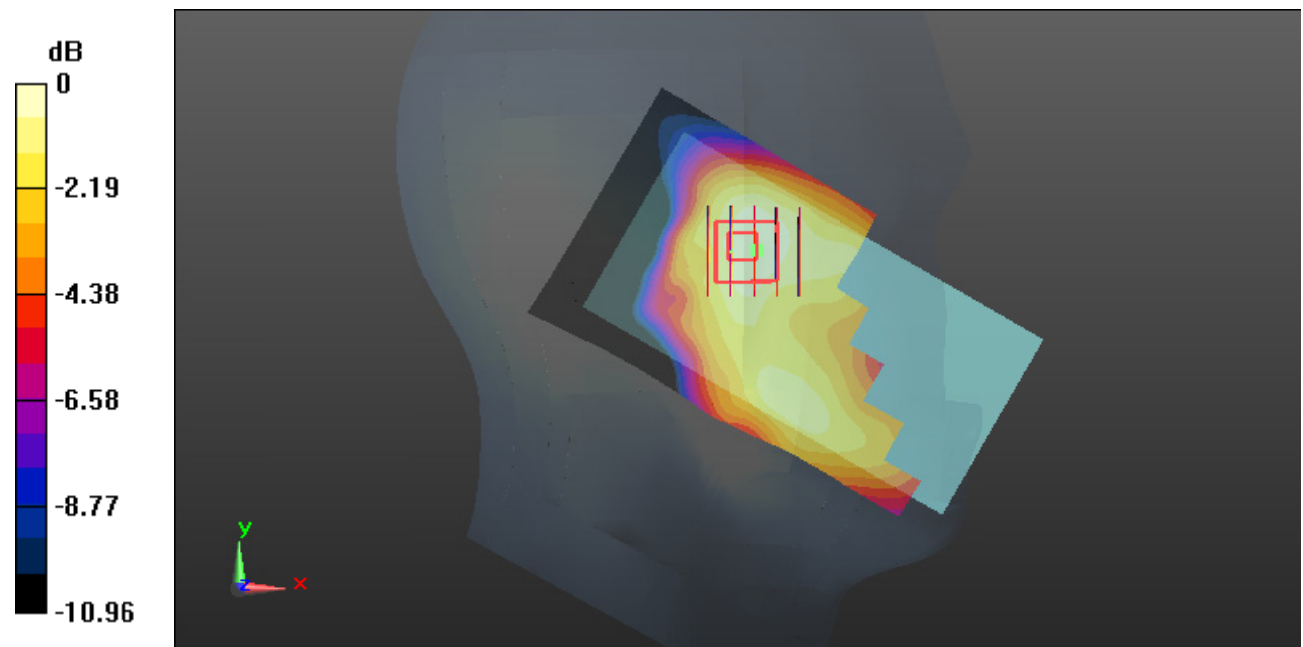
Zoom Scan (5x5x7)/Cube 0: Measurement grid: dx=8mm, dy=8mm, dz=5mm

Reference Value = 2.541 V/m; Power Drift = -0.17 dB

Peak SAR (extrapolated) = 0.122 W/kg

SAR(1 g) = 0.076 W/kg; SAR(10 g) = 0.052 W/kg

Maximum value of SAR (measured) = 0.102 W/kg



0 dB = 0.102 W/kg = -9.91 dBW/kg

Test Plot 32#: WCDMA Band 4_Head Left Tilt_Middle**DUT: Mobile phone; Type: X5516B; Serial: 19012300421**

Communication System: Generic WCDMA; Frequency: 1732.6 MHz; Duty Cycle: 1:1
Medium parameters used: $f = 1732.6$ MHz; $\sigma = 1.344$ S/m; $\epsilon_r = 41.196$; $\rho = 1000$ kg/m³ ;
Phantom section: Left Section

DASY5 Configuration:

- Probe: EX3DV4 - SN7329; ConvF(8.35, 8.35, 8.35); Calibrated: 2018/9/30;
- Sensor-Surface: 1.4mm (Mechanical Surface Detection)
- Electronics: DAE4 Sn772; Calibrated: 2018/9/28
- Phantom: Twin SAM; Type: Twin SAM V5.0; Serial: 1412
- Measurement SW: DASY52, Version 52.8 (8);

Area Scan (111x61x1): Interpolated grid: dx=1.500 mm, dy=1.500 mm

Maximum value of SAR (interpolated) = 0.0832 W/kg

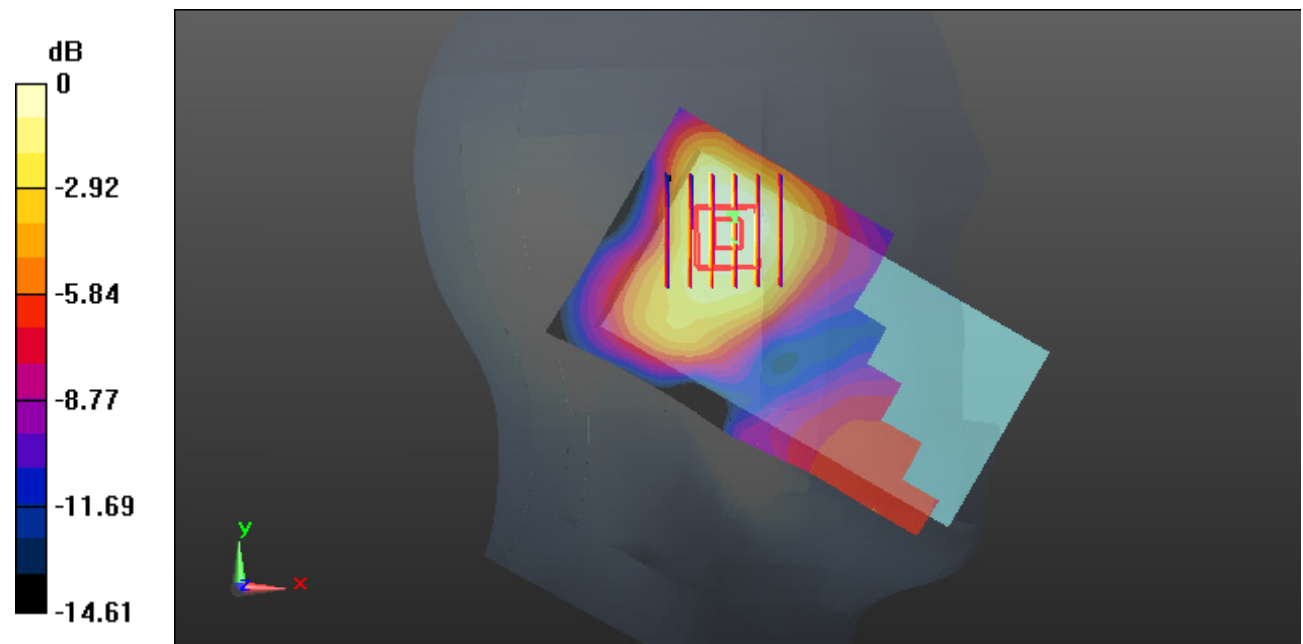
Zoom Scan (6x6x7)/Cube 0: Measurement grid: dx=8mm, dy=8mm, dz=5mm

Reference Value = 4.741 V/m; Power Drift = 0.11 dB

Peak SAR (extrapolated) = 0.0910 W/kg

SAR(1 g) = 0.063 W/kg; SAR(10 g) = 0.042 W/kg

Maximum value of SAR (measured) = 0.0806 W/kg



0 dB = 0.0806 W/kg = -10.94 dBW/kg

Test Plot 33#: WCDMA Band 4_Head Right Cheek_Middle**DUT: Mobile phone; Type: X5516B; Serial: 19012300421**

Communication System: Generic WCDMA; Frequency: 1732.6 MHz; Duty Cycle: 1:1
Medium parameters used: $f = 1732.6$ MHz; $\sigma = 1.344$ S/m; $\epsilon_r = 41.196$; $\rho = 1000$ kg/m³ ;
Phantom section: Right Section

DASY5 Configuration:

- Probe: EX3DV4 - SN7329; ConvF(8.35, 8.35, 8.35); Calibrated: 2018/9/30;
- Sensor-Surface: 1.4mm (Mechanical Surface Detection)
- Electronics: DAE4 Sn772; Calibrated: 2018/9/28
- Phantom: Twin SAM; Type: Twin SAM V5.0; Serial: 1412
- Measurement SW: DASY52, Version 52.8 (8);

Area Scan (111x61x1): Interpolated grid: dx=1.500 mm, dy=1.500 mm

Maximum value of SAR (interpolated) = 0.128 W/kg


Zoom Scan (5x5x7)/Cube 0: Measurement grid: dx=8mm, dy=8mm, dz=5mm

Reference Value = 2.221 V/m; Power Drift = 0.17 dB

Peak SAR (extrapolated) = 0.159 W/kg

SAR(1 g) = 0.108 W/kg; SAR(10 g) = 0.073 W/kg

Maximum value of SAR (measured) = 0.144 W/kg



0 dB = 0.144 W/kg = -8.42 dBW/kg

Test Plot 34#: WCDMA Band 4_Head Right Tilt_Middle**DUT: Mobile phone; Type: X5516B; Serial: 19012300421**

Communication System: Generic WCDMA; Frequency: 1732.6 MHz; Duty Cycle: 1:1
Medium parameters used: $f = 1732.6$ MHz; $\sigma = 1.344$ S/m; $\epsilon_r = 41.196$; $\rho = 1000$ kg/m³ ;
Phantom section: Right Section

DASY5 Configuration:

- Probe: EX3DV4 - SN7329; ConvF(8.35, 8.35, 8.35); Calibrated: 2018/9/30;
- Sensor-Surface: 1.4mm (Mechanical Surface Detection)
- Electronics: DAE4 Sn772; Calibrated: 2018/9/28
- Phantom: Twin SAM; Type: Twin SAM V5.0; Serial: 1412
- Measurement SW: DASY52, Version 52.8 (8);

Area Scan (111x61x1): Interpolated grid: dx=1.500 mm, dy=1.500 mm

Maximum value of SAR (interpolated) = 0.0649 W/kg


Zoom Scan (5x5x7)/Cube 0: Measurement grid: dx=8mm, dy=8mm, dz=5mm

Reference Value = 4.698 V/m; Power Drift = -0.10 dB

Peak SAR (extrapolated) = 0.0690 W/kg

SAR(1 g) = 0.046 W/kg; SAR(10 g) = 0.032 W/kg

Maximum value of SAR (measured) = 0.0600 W/kg



0 dB = 0.0600 W/kg = -12.22 dBW/kg

Test Plot 35#: WCDMA Band 4_Body Back_Middle**DUT: Mobile phone; Type: X5516B; Serial: 19012300421**

Communication System: Generic WCDMA; Frequency: 1732.6 MHz; Duty Cycle: 1:1
Medium parameters used: $f = 1732.6$ MHz; $\sigma = 1.532$ S/m; $\epsilon_r = 52.781$; $\rho = 1000$ kg/m³ ;
Phantom section: Left Section

DASY5 Configuration:

- Probe: EX3DV4 - SN7329; ConvF(8.05, 8.05, 8.05); Calibrated: 2018/9/30;
- Sensor-Surface: 1.4mm (Mechanical Surface Detection)
- Electronics: DAE4 Sn772; Calibrated: 2018/9/28
- Phantom: Triple Flat Phantom 5.1C; Type: QD 000 P51 CA; Serial: Serial: 1130
- Measurement SW: DASY52, Version 52.8 (8);

Area Scan (111x61x1): Interpolated grid: dx=1.500 mm, dy=1.500 mm

Maximum value of SAR (interpolated) = 0.587 W/kg

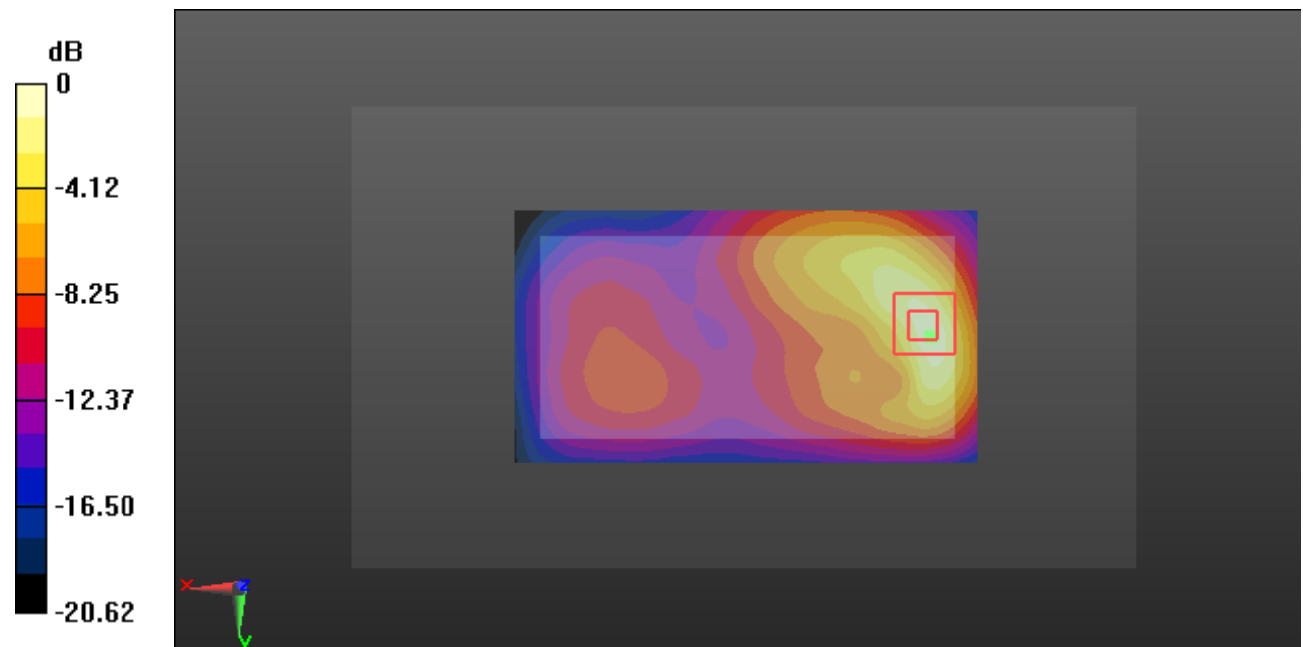
Zoom Scan (6x6x7)/Cube 0: Measurement grid: dx=8mm, dy=8mm, dz=5mm

Reference Value = 5.341 V/m; Power Drift = 0.11 dB

Peak SAR (extrapolated) = 0.793 W/kg

SAR(1 g) = 0.427 W/kg; SAR(10 g) = 0.219 W/kg

Maximum value of SAR (measured) = 0.619 W/kg



0 dB = 0.619 W/kg = -2.08 dBW/kg

Test Plot 36#: WCDMA Band 4_Body Left_Middle**DUT: Mobile phone; Type: X5516B; Serial: 19012300421**

Communication System: Generic WCDMA; Frequency: 1732.6 MHz; Duty Cycle: 1:1
 Medium parameters used: $f = 1732.6$ MHz; $\sigma = 1.532$ S/m; $\epsilon_r = 52.781$; $\rho = 1000$ kg/m³ ;
 Phantom section: Left Section

DASY5 Configuration:

- Probe: EX3DV4 - SN7329; ConvF(8.05, 8.05, 8.05); Calibrated: 2018/9/30;
- Sensor-Surface: 1.4mm (Mechanical Surface Detection)
- Electronics: DAE4 Sn772; Calibrated: 2018/9/28
- Phantom: Triple Flat Phantom 5.1C; Type: QD 000 P51 CA; Serial: Serial: 1130
- Measurement SW: DASY52, Version 52.8 (8);

Area Scan (111x41x1): Interpolated grid: dx=1.500 mm, dy=1.500 mm

Maximum value of SAR (interpolated) = 0.0756 W/kg


Zoom Scan (5x5x7)/Cube 0: Measurement grid: dx=8mm, dy=8mm, dz=5mm

Reference Value = 5.595 V/m; Power Drift = -0.09 dB

Peak SAR (extrapolated) = 0.0870 W/kg

SAR(1 g) = 0.052 W/kg; SAR(10 g) = 0.032 W/kg

Maximum value of SAR (measured) = 0.0739 W/kg



0 dB = 0.0739 W/kg = -11.31 dBW/kg

Test Plot 37#: WCDMA Band 4_Body Right_Middle**DUT: Mobile phone; Type: X5516B; Serial: 19012300421**

Communication System: Generic WCDMA; Frequency: 1732.6 MHz; Duty Cycle: 1:1
 Medium parameters used: $f = 1732.6$ MHz; $\sigma = 1.532$ S/m; $\epsilon_r = 52.781$; $\rho = 1000$ kg/m³ ;
 Phantom section: Left Section

DASY5 Configuration:

- Probe: EX3DV4 - SN7329; ConvF(8.05, 8.05, 8.05); Calibrated: 2018/9/30;
- Sensor-Surface: 1.4mm (Mechanical Surface Detection)
- Electronics: DAE4 Sn772; Calibrated: 2018/9/28
- Phantom: Triple Flat Phantom 5.1C; Type: QD 000 P51 CA; Serial: Serial: 1130
- Measurement SW: DASY52, Version 52.8 (8);

Area Scan (111x41x1): Interpolated grid: dx=1.500 mm, dy=1.500 mm

Maximum value of SAR (interpolated) = 0.148 W/kg


Zoom Scan (5x5x7)/Cube 0: Measurement grid: dx=8mm, dy=8mm, dz=5mm

Reference Value = 5.558 V/m; Power Drift = 0.10 dB

Peak SAR (extrapolated) = 0.176 W/kg

SAR(1 g) = 0.103 W/kg; SAR(10 g) = 0.061 W/kg

Maximum value of SAR (measured) = 0.150 W/kg



0 dB = 0.150 W/kg = -8.24 dBW/kg

Test Plot 38#: WCDMA Band 4_Body Bottom_Middle**DUT: Mobile phone; Type: X5516B; Serial: 19012300421**

Communication System: Generic WCDMA; Frequency: 1732.6 MHz; Duty Cycle: 1:1
Medium parameters used: $f = 1732.6$ MHz; $\sigma = 1.532$ S/m; $\epsilon_r = 52.781$; $\rho = 1000$ kg/m³ ;
Phantom section: Left Section

DASY5 Configuration:

- Probe: EX3DV4 - SN7329; ConvF(8.05, 8.05, 8.05); Calibrated: 2018/9/30;
- Sensor-Surface: 1.4mm (Mechanical Surface Detection)
- Electronics: DAE4 Sn772; Calibrated: 2018/9/28
- Phantom: Triple Flat Phantom 5.1C; Type: QD 000 P51 CA; Serial: Serial: 1130
- Measurement SW: DASY52, Version 52.8 (8);

Area Scan (41x61x1): Interpolated grid: dx=1.500 mm, dy=1.500 mm

Maximum value of SAR (interpolated) = 0.546 W/kg


Zoom Scan (6x6x7)/Cube 0: Measurement grid: dx=8mm, dy=8mm, dz=5mm

Reference Value = 16.31 V/m; Power Drift = -0.13 dB

Peak SAR (extrapolated) = 0.529 W/kg

SAR(1 g) = 0.280 W/kg; SAR(10 g) = 0.142 W/kg

Maximum value of SAR (measured) = 0.431 W/kg



0 dB = 0.431 W/kg = -3.66 dBW/kg

Test Plot 39#: WCDMA Band 5_Head Left Cheek_Middle**DUT: Mobile phone; Type: X5516B; Serial: 19012300421**

Communication System: Generic WCDMA; Frequency: 836.6 MHz; Duty Cycle: 1:1
Medium parameters used: $f = 836.6$ MHz; $\sigma = 0.882$ S/m; $\epsilon_r = 42.255$; $\rho = 1000$ kg/m³ ;
Phantom section: Left Section

DASY5 Configuration:

- Probe: EX3DV4 - SN7329; ConvF(10.01, 10.01, 10.01); Calibrated: 2018/9/30;
- Sensor-Surface: 1.4mm (Mechanical Surface Detection)
- Electronics: DAE4 Sn772; Calibrated: 2018/9/28
- Phantom: Twin SAM; Type: Twin SAM V5.0; Serial: 1412
- Measurement SW: DASY52, Version 52.8 (8);

Area Scan (111x61x1): Interpolated grid: dx=1.500 mm, dy=1.500 mm

Maximum value of SAR (interpolated) = 0.158 W/kg

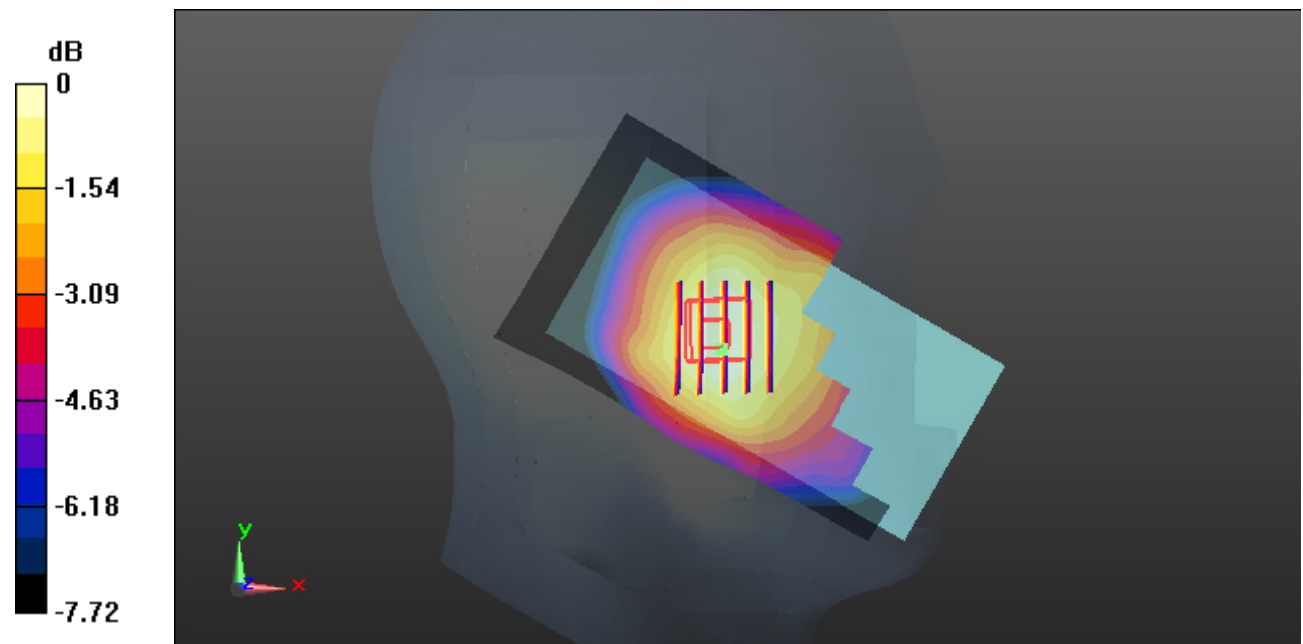
Zoom Scan (5x6x7)/Cube 0: Measurement grid: dx=8mm, dy=8mm, dz=5mm

Reference Value = 6.435 V/m; Power Drift = -0.15 dB

Peak SAR (extrapolated) = 0.167 W/kg

SAR(1 g) = 0.128 W/kg; SAR(10 g) = 0.102 W/kg

Maximum value of SAR (measured) = 0.153 W/kg



0 dB = 0.153 W/kg = -8.15 dBW/kg

Test Plot 40#: WCDMA Band 5_Head Left Tilt_Middle**DUT: Mobile phone; Type: X5516B; Serial: 19012300421**

Communication System: Generic WCDMA; Frequency: 836.6 MHz; Duty Cycle: 1:1
Medium parameters used: $f = 836.6$ MHz; $\sigma = 0.882$ S/m; $\epsilon_r = 42.255$; $\rho = 1000$ kg/m³ ;
Phantom section: Left Section

DASY5 Configuration:

- Probe: EX3DV4 - SN7329; ConvF(10.01, 10.01, 10.01); Calibrated: 2018/9/30;
- Sensor-Surface: 1.4mm (Mechanical Surface Detection)
- Electronics: DAE4 Sn772; Calibrated: 2018/9/28
- Phantom: Twin SAM; Type: Twin SAM V5.0; Serial: 1412
- Measurement SW: DASY52, Version 52.8 (8);

Area Scan (111x61x1): Interpolated grid: dx=1.500 mm, dy=1.500 mm

Maximum value of SAR (interpolated) = 0.0665 W/kg

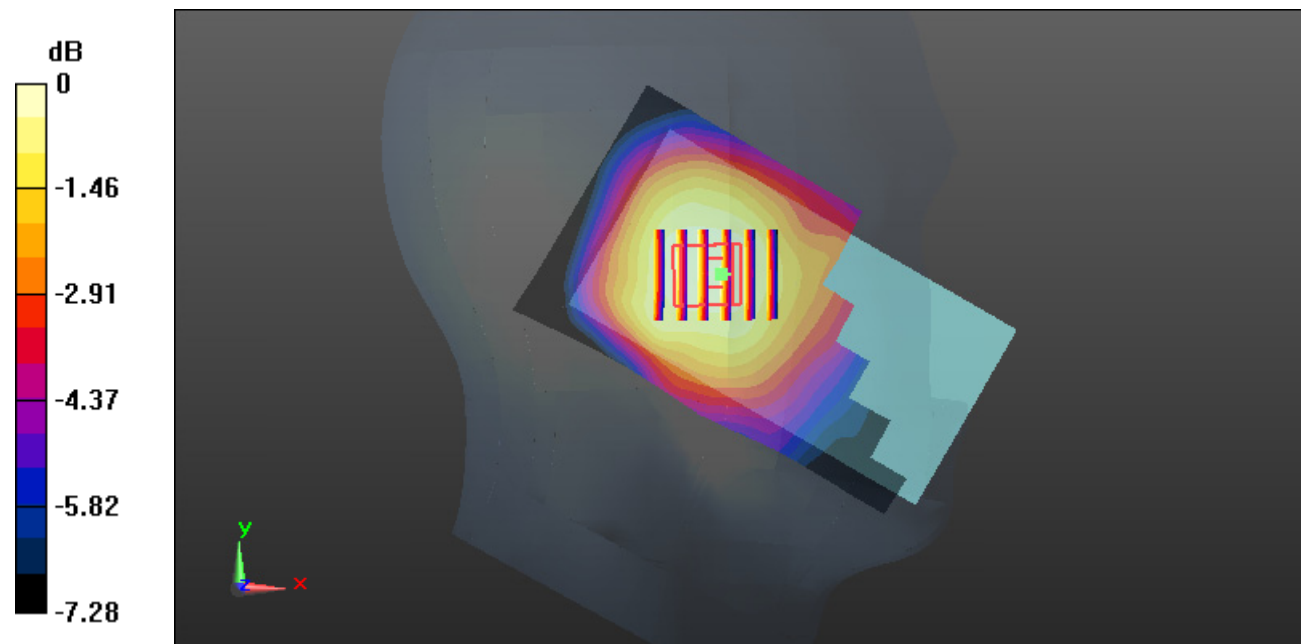
Zoom Scan (6x5x7)/Cube 0: Measurement grid: dx=8mm, dy=8mm, dz=5mm

Reference Value = 6.997 V/m; Power Drift = -0.14 dB

Peak SAR (extrapolated) = 0.0710 W/kg

SAR(1 g) = 0.055 W/kg; SAR(10 g) = 0.044 W/kg

Maximum value of SAR (measured) = 0.0651 W/kg



0 dB = 0.0651 W/kg = -11.86 dBW/kg

Test Plot 41#: WCDMA Band 5_Head Right Cheek_Middle**DUT: Mobile phone; Type: X5516B; Serial: 19012300421**

Communication System: Generic WCDMA; Frequency: 836.6 MHz; Duty Cycle: 1:1
Medium parameters used: $f = 836.6$ MHz; $\sigma = 0.882$ S/m; $\epsilon_r = 42.255$; $\rho = 1000$ kg/m³ ;
Phantom section: Right Section

DASY5 Configuration:

- Probe: EX3DV4 - SN7329; ConvF(10.01, 10.01, 10.01); Calibrated: 2018/9/30;
- Sensor-Surface: 1.4mm (Mechanical Surface Detection)
- Electronics: DAE4 Sn772; Calibrated: 2018/9/28
- Phantom: Twin SAM; Type: Twin SAM V5.0; Serial: 1412
- Measurement SW: DASY52, Version 52.8 (8);

Area Scan (111x61x1): Interpolated grid: dx=1.500 mm, dy=1.500 mm

Maximum value of SAR (interpolated) = 0.106 W/kg

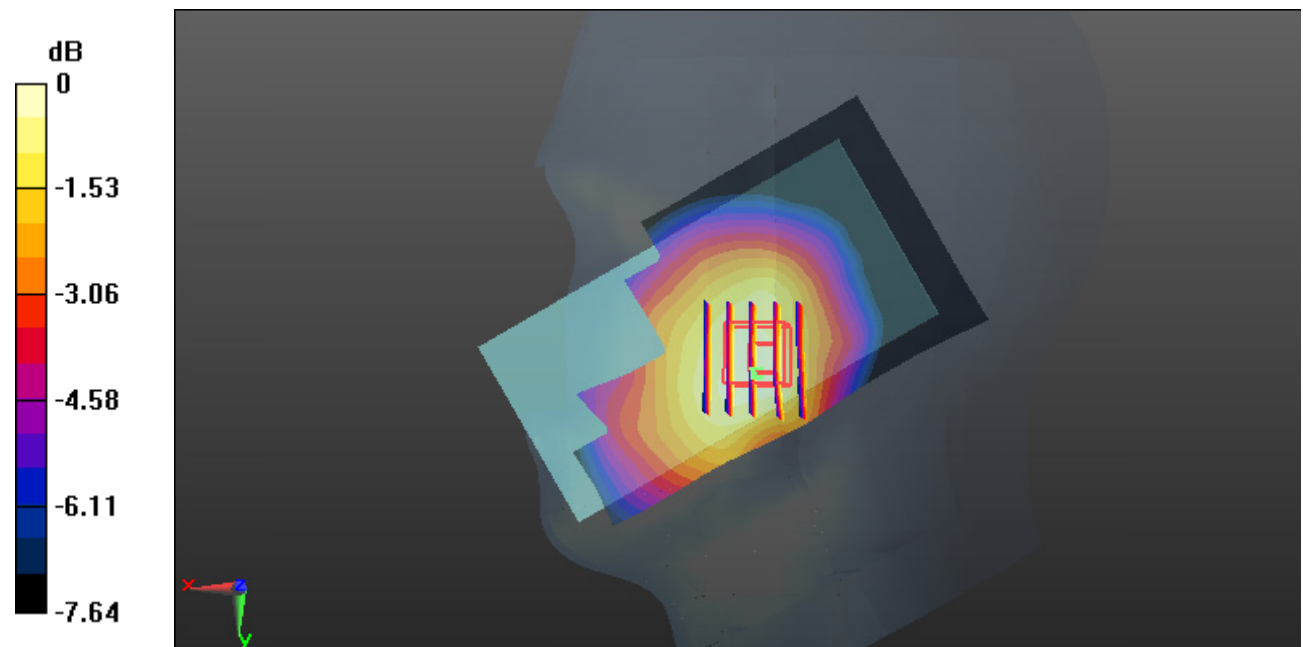
Zoom Scan (5x6x7)/Cube 0: Measurement grid: dx=8mm, dy=8mm, dz=5mm

Reference Value = 4.798 V/m; Power Drift = -0.19 dB

Peak SAR (extrapolated) = 0.123 W/kg

SAR(1 g) = 0.089 W/kg; SAR(10 g) = 0.069 W/kg

Maximum value of SAR (measured) = 0.108 W/kg



0 dB = 0.108 W/kg = -9.67 dBW/kg

Test Plot 42#: WCDMA Band 5_Head Right Tilt_Middle**DUT: Mobile phone; Type: X5516B; Serial: 19012300421**

Communication System: Generic WCDMA; Frequency: 836.6 MHz; Duty Cycle: 1:1
Medium parameters used: $f = 836.6$ MHz; $\sigma = 0.882$ S/m; $\epsilon_r = 42.255$; $\rho = 1000$ kg/m³ ;
Phantom section: Right Section

DASY5 Configuration:

- Probe: EX3DV4 - SN7329; ConvF(10.01, 10.01, 10.01); Calibrated: 2018/9/30;
- Sensor-Surface: 1.4mm (Mechanical Surface Detection)
- Electronics: DAE4 Sn772; Calibrated: 2018/9/28
- Phantom: Twin SAM; Type: Twin SAM V5.0; Serial: 1412
- Measurement SW: DASY52, Version 52.8 (8);

Area Scan (111x61x1): Interpolated grid: dx=1.500 mm, dy=1.500 mm

Maximum value of SAR (interpolated) = 0.0584 W/kg


Zoom Scan (5x6x7)/Cube 0: Measurement grid: dx=8mm, dy=8mm, dz=5mm

Reference Value = 5.519 V/m; Power Drift = 0.17 dB

Peak SAR (extrapolated) = 0.0690 W/kg

SAR(1 g) = 0.054 W/kg; SAR(10 g) = 0.042 W/kg

Maximum value of SAR (measured) = 0.0633 W/kg



0 dB = 0.0633 W/kg = -11.99 dBW/kg

Test Plot 43#: WCDMA Band 5_Body Back_Middle**DUT: Mobile phone; Type: X5516B; Serial: 19012300421**

Communication System: Generic WCDMA; Frequency: 836.6 MHz; Duty Cycle: 1:1
Medium parameters used: $f = 836.6$ MHz; $\sigma = 0.956$ S/m; $\epsilon_r = 57.196$; $\rho = 1000$ kg/m³ ;
Phantom section: Right Section

DASY5 Configuration:

- Probe: EX3DV4 - SN7329; ConvF(10.23, 10.23, 10.23); Calibrated: 2018/9/30;
- Sensor-Surface: 1.4mm (Mechanical Surface Detection)
- Electronics: DAE4 Sn772; Calibrated: 2018/9/28
- Phantom: Triple Flat Phantom 5.1C; Type: QD 000 P51 CA; Serial: Serial: 1130
- Measurement SW: DASY52, Version 52.8 (8);

Area Scan (111x61x1): Interpolated grid: dx=1.500 mm, dy=1.500 mm

Maximum value of SAR (interpolated) = 0.402 W/kg


Zoom Scan (5x5x7)/Cube 0: Measurement grid: dx=8mm, dy=8mm, dz=5mm

Reference Value = 16.37 V/m; Power Drift = -0.09 dB

Peak SAR (extrapolated) = 0.474 W/kg

SAR(1 g) = 0.239 W/kg; SAR(10 g) = 0.139 W/kg

Maximum value of SAR (measured) = 0.382 W/kg



0 dB = 0.382 W/kg = -4.18 dBW/kg

Test Plot 44#: WCDMA Band 5_Body Left_Middle**DUT: Mobile phone; Type: X5516B; Serial: 19012300421**

Communication System: Generic WCDMA; Frequency: 836.6 MHz; Duty Cycle: 1:1
 Medium parameters used: $f = 836.6$ MHz; $\sigma = 0.956$ S/m; $\epsilon_r = 57.196$; $\rho = 1000$ kg/m³ ;
 Phantom section: Right Section

DASY5 Configuration:

- Probe: EX3DV4 - SN7329; ConvF(10.23, 10.23, 10.23); Calibrated: 2018/9/30;
- Sensor-Surface: 1.4mm (Mechanical Surface Detection)
- Electronics: DAE4 Sn772; Calibrated: 2018/9/28
- Phantom: Triple Flat Phantom 5.1C; Type: QD 000 P51 CA; Serial: Serial: 1130
- Measurement SW: DASY52, Version 52.8 (8);

Area Scan (111x41x1): Interpolated grid: dx=1.500 mm, dy=1.500 mm

Maximum value of SAR (interpolated) = 0.159 W/kg


Zoom Scan (5x5x7)/Cube 0: Measurement grid: dx=8mm, dy=8mm, dz=5mm

Reference Value = 13.20 V/m; Power Drift = -0.17 dB

Peak SAR (extrapolated) = 0.183 W/kg

SAR(1 g) = 0.124 W/kg; SAR(10 g) = 0.087 W/kg

Maximum value of SAR (measured) = 0.163 W/kg



0 dB = 0.163 W/kg = -7.88 dBW/kg

Test Plot 45#: WCDMA Band 5_Body Right_Middle**DUT: Mobile phone; Type: X5516B; Serial: 19012300421**

Communication System: Generic WCDMA; Frequency: 836.6 MHz; Duty Cycle: 1:1
 Medium parameters used: $f = 836.6$ MHz; $\sigma = 0.956$ S/m; $\epsilon_r = 57.196$; $\rho = 1000$ kg/m³ ;
 Phantom section: Right Section

DASY5 Configuration:

- Probe: EX3DV4 - SN7329; ConvF(10.23, 10.23, 10.23); Calibrated: 2018/9/30;
- Sensor-Surface: 1.4mm (Mechanical Surface Detection)
- Electronics: DAE4 Sn772; Calibrated: 2018/9/28
- Phantom: Triple Flat Phantom 5.1C; Type: QD 000 P51 CA; Serial: Serial: 1130
- Measurement SW: DASY52, Version 52.8 (8);

Area Scan (111x41x1): Interpolated grid: dx=1.500 mm, dy=1.500 mm

Maximum value of SAR (interpolated) = 0.270 W/kg


Zoom Scan (5x5x7)/Cube 0: Measurement grid: dx=8mm, dy=8mm, dz=5mm

Reference Value = 17.68 V/m; Power Drift = -0.14 dB

Peak SAR (extrapolated) = 0.289 W/kg

SAR(1 g) = 0.201 W/kg; SAR(10 g) = 0.142 W/kg

Maximum value of SAR (measured) = 0.258 W/kg



Test Plot 46#: WCDMA Band 5_Body Bottom_Middle**DUT: Mobile phone; Type: X5516B; Serial: 19012300421**

Communication System: Generic WCDMA; Frequency: 836.6 MHz; Duty Cycle: 1:1
Medium parameters used: $f = 836.6$ MHz; $\sigma = 0.956$ S/m; $\epsilon_r = 57.196$; $\rho = 1000$ kg/m³ ;
Phantom section: Right Section

DASY5 Configuration:

- Probe: EX3DV4 - SN7329; ConvF(10.23, 10.23, 10.23); Calibrated: 2018/9/30;
- Sensor-Surface: 1.4mm (Mechanical Surface Detection)
- Electronics: DAE4 Sn772; Calibrated: 2018/9/28
- Phantom: Triple Flat Phantom 5.1C; Type: QD 000 P51 CA; Serial: Serial: 1130
- Measurement SW: DASY52, Version 52.8 (8);

Area Scan (41x61x1): Interpolated grid: dx=1.500 mm, dy=1.500 mm

Maximum value of SAR (interpolated) = 0.240 W/kg

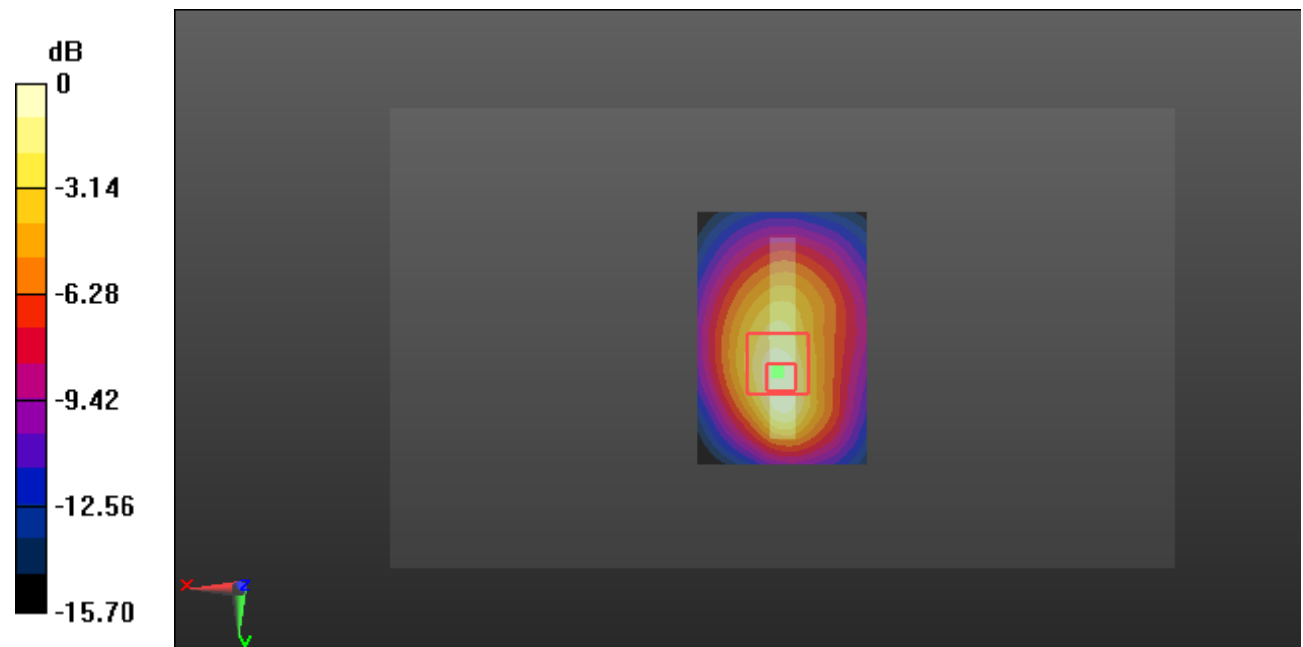
Zoom Scan (5x5x7)/Cube 0: Measurement grid: dx=8mm, dy=8mm, dz=5mm

Reference Value = 13.71 V/m; Power Drift = -0.18 dB

Peak SAR (extrapolated) = 0.321 W/kg

SAR(1 g) = 0.145 W/kg; SAR(10 g) = 0.079 W/kg

Maximum value of SAR (measured) = 0.236 W/kg



0 dB = 0.236 W/kg = -6.27 dBW/kg

Test Plot 47#: LTE Band 2_Head Left Cheek_1RB_Middle**DUT: Mobile phone; Type: X5516B; Serial: 19012300421**

Communication System: Generic FDD-LTE; Frequency: 1880 MHz; Duty Cycle: 1:1
 Medium parameters used: $f = 1880$ MHz; $\sigma = 1.368$ S/m; $\epsilon_r = 40.42$; $\rho = 1000$ kg/m³;
 Phantom section: Left Section

DASY5 Configuration:

- Probe: EX3DV4 - SN7329; ConvF(8.1, 8.1, 8.1); Calibrated: 2018/9/30;
- Sensor-Surface: 1.4mm (Mechanical Surface Detection)
- Electronics: DAE4 Sn772; Calibrated: 2018/9/28
- Phantom: Twin SAM; Type: Twin SAM V5.0; Serial: 1412
- Measurement SW: DASY52, Version 52.8 (8);

Area Scan (111x61x1): Interpolated grid: dx=1.500 mm, dy=1.500 mm

Maximum value of SAR (interpolated) = 0.0789 W/kg

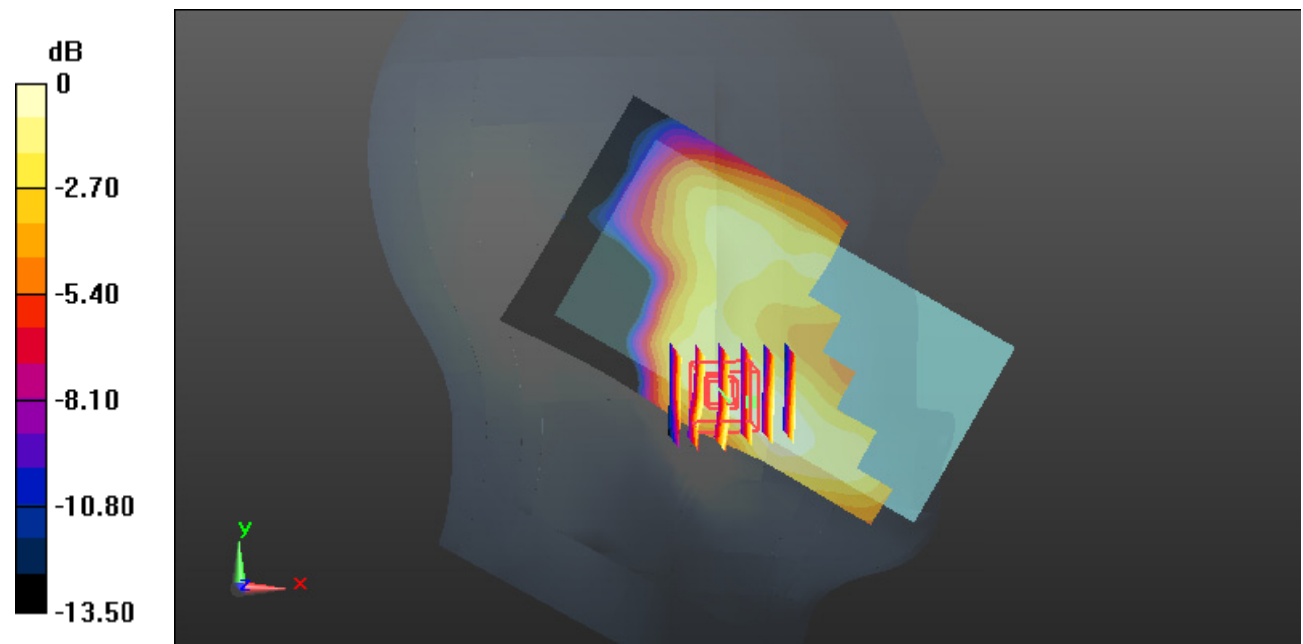
Zoom Scan (6x5x7)/Cube 0: Measurement grid: dx=8mm, dy=8mm, dz=5mm

Reference Value = 2.345 V/m; Power Drift = 0.19 dB

Peak SAR (extrapolated) = 0.0830 W/kg

SAR(1 g) = 0.056 W/kg; SAR(10 g) = 0.039 W/kg

Maximum value of SAR (measured) = 0.0720 W/kg



0 dB = 0.0720 W/kg = -11.43 dBW/kg

Test Plot 48#: LTE Band 2_Head Left Cheek_50%RB_Middle**DUT: Mobile phone; Type: X5516B; Serial: 19012300421**

Communication System: Generic FDD-LTE; Frequency: 1880 MHz; Duty Cycle: 1:1
Medium parameters used: $f = 1880$ MHz; $\sigma = 1.368$ S/m; $\epsilon_r = 40.42$; $\rho = 1000$ kg/m³ ;
Phantom section: Left Section

DASY5 Configuration:

- Probe: EX3DV4 - SN7329; ConvF(8.1, 8.1, 8.1); Calibrated: 2018/9/30;
- Sensor-Surface: 1.4mm (Mechanical Surface Detection)
- Electronics: DAE4 Sn772; Calibrated: 2018/9/28
- Phantom: Twin SAM; Type: Twin SAM V5.0; Serial: 1412
- Measurement SW: DASY52, Version 52.8 (8);

Area Scan (111x61x1): Interpolated grid: dx=1.500 mm, dy=1.500 mm

Maximum value of SAR (interpolated) = 0.0624 W/kg


Zoom Scan (6x5x7)/Cube 0: Measurement grid: dx=8mm, dy=8mm, dz=5mm

Reference Value = 1.625 V/m; Power Drift = 0.01 dB

Peak SAR (extrapolated) = 0.0690 W/kg

SAR(1 g) = 0.045 W/kg; SAR(10 g) = 0.031 W/kg

Maximum value of SAR (measured) = 0.0583 W/kg



0 dB = 0.0583 W/kg = -12.34 dBW/kg

Test Plot 49#: LTE Band 2_Head Left Tilt_1RB_Middle**DUT: Mobile phone; Type: X5516B; Serial: 19012300421**

Communication System: Generic FDD-LTE; Frequency: 1880 MHz; Duty Cycle: 1:1
Medium parameters used: $f = 1880$ MHz; $\sigma = 1.368$ S/m; $\epsilon_r = 40.42$; $\rho = 1000$ kg/m³ ;
Phantom section: Left Section

DASY5 Configuration:

- Probe: EX3DV4 - SN7329; ConvF(8.1, 8.1, 8.1); Calibrated: 2018/9/30;
- Sensor-Surface: 1.4mm (Mechanical Surface Detection)
- Electronics: DAE4 Sn772; Calibrated: 2018/9/28
- Phantom: Twin SAM; Type: Twin SAM V5.0; Serial: 1412
- Measurement SW: DASY52, Version 52.8 (8);

Area Scan (111x61x1): Interpolated grid: dx=1.500 mm, dy=1.500 mm

Maximum value of SAR (interpolated) = 0.0420 W/kg

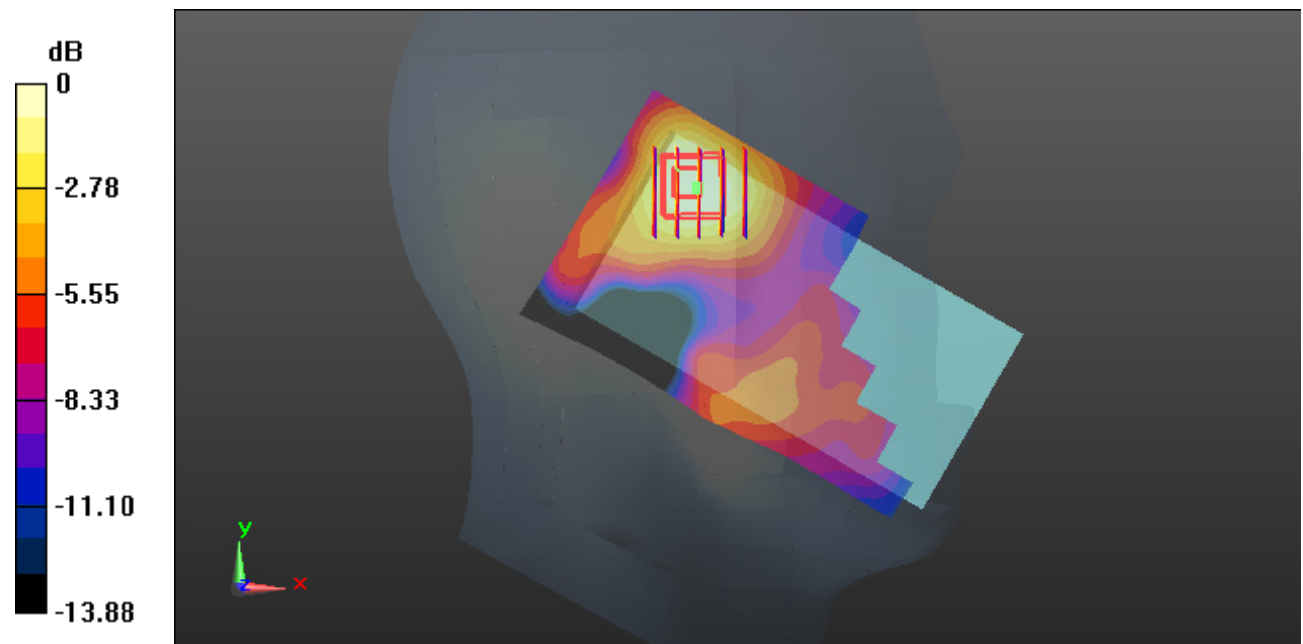
Zoom Scan (5x5x7)/Cube 0: Measurement grid: dx=8mm, dy=8mm, dz=5mm

Reference Value = 3.930 V/m; Power Drift = -0.12 dB

Peak SAR (extrapolated) = 0.0510 W/kg

SAR(1 g) = 0.030 W/kg; SAR(10 g) = 0.019 W/kg

Maximum value of SAR (measured) = 0.0400 W/kg



0 dB = 0.0400 W/kg = -13.98 dBW/kg

Test Plot 50#: LTE Band 2_Head Left Tilt_50%RB_Middle**DUT: Mobile phone; Type: X5516B; Serial: 19012300421**

Communication System: Generic FDD-LTE; Frequency: 1880 MHz; Duty Cycle: 1:1
Medium parameters used: $f = 1880$ MHz; $\sigma = 1.368$ S/m; $\epsilon_r = 40.42$; $\rho = 1000$ kg/m³;
Phantom section: Left Section

DASY5 Configuration:

- Probe: EX3DV4 - SN7329; ConvF(8.1, 8.1, 8.1); Calibrated: 2018/9/30;
- Sensor-Surface: 1.4mm (Mechanical Surface Detection)
- Electronics: DAE4 Sn772; Calibrated: 2018/9/28
- Phantom: Twin SAM; Type: Twin SAM V5.0; Serial: 1412
- Measurement SW: DASY52, Version 52.8 (8);

Area Scan (111x61x1): Interpolated grid: dx=1.500 mm, dy=1.500 mm

Maximum value of SAR (interpolated) = 0.0328 W/kg

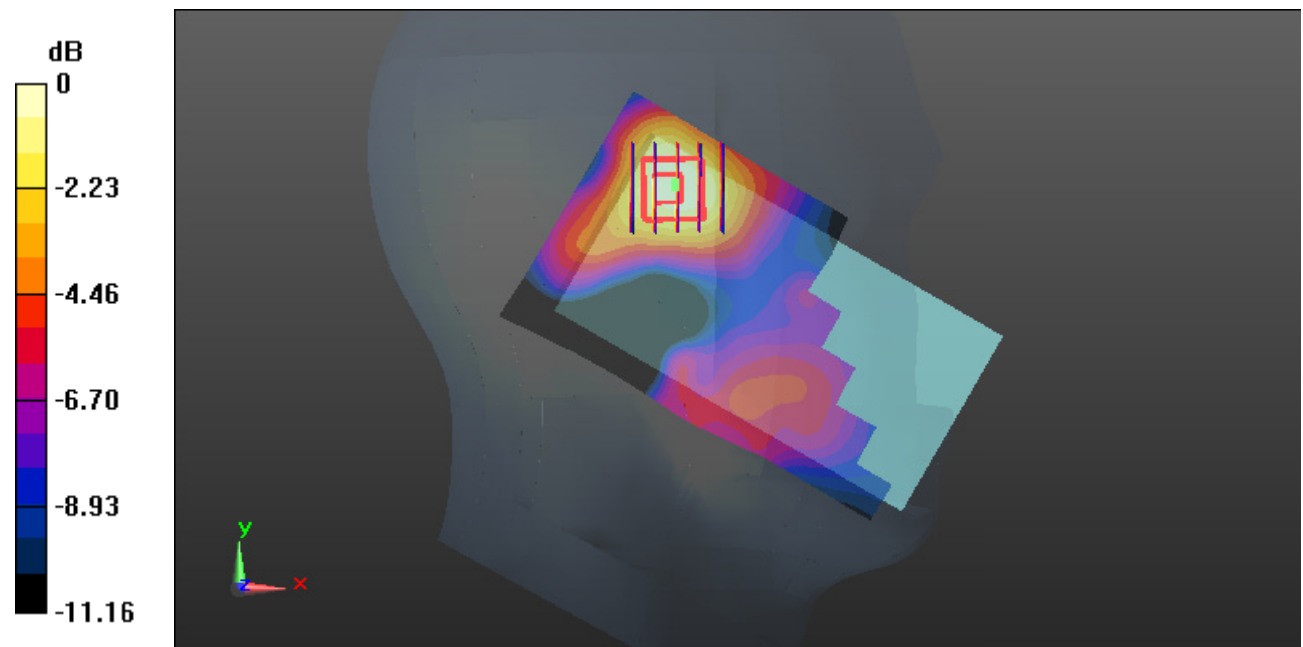
Zoom Scan (5x5x7)/Cube 0: Measurement grid: dx=8mm, dy=8mm, dz=5mm

Reference Value = 3.261 V/m; Power Drift = 0.14 dB

Peak SAR (extrapolated) = 0.0410 W/kg

SAR(1 g) = 0.024 W/kg; SAR(10 g) = 0.015 W/kg

Maximum value of SAR (measured) = 0.0327 W/kg



0 dB = 0.0327 W/kg = -14.85 dBW/kg

Test Plot 51#: LTE Band 2_Head Right Cheek_1RB_Middle**DUT: Mobile phone; Type: X5516B; Serial: 19012300421**

Communication System: Generic FDD-LTE; Frequency: 1880 MHz; Duty Cycle: 1:1
Medium parameters used: $f = 1880$ MHz; $\sigma = 1.368$ S/m; $\epsilon_r = 40.42$; $\rho = 1000$ kg/m³ ;
Phantom section: Right Section

DASY5 Configuration:

- Probe: EX3DV4 - SN7329; ConvF(8.1, 8.1, 8.1); Calibrated: 2018/9/30;
- Sensor-Surface: 1.4mm (Mechanical Surface Detection)
- Electronics: DAE4 Sn772; Calibrated: 2018/9/28
- Phantom: Twin SAM; Type: Twin SAM V5.0; Serial: 1412
- Measurement SW: DASY52, Version 52.8 (8);

Area Scan (111x61x1): Interpolated grid: dx=1.500 mm, dy=1.500 mm

Maximum value of SAR (interpolated) = 0.0514 W/kg


Zoom Scan (5x5x7)/Cube 0: Measurement grid: dx=8mm, dy=8mm, dz=5mm

Reference Value = 0.5560 V/m; Power Drift = -0.14 dB

Peak SAR (extrapolated) = 0.0460 W/kg

SAR(1 g) = 0.028 W/kg; SAR(10 g) = 0.018 W/kg

Maximum value of SAR (measured) = 0.0375 W/kg



0 dB = 0.0375 W/kg = -14.26 dBW/kg

Test Plot 52#: LTE Band 2_Head Right Cheek_50%RB_Middle**DUT: Mobile phone; Type: X5516B; Serial: 19012300421**

Communication System: Generic FDD-LTE; Frequency: 1880 MHz; Duty Cycle: 1:1
 Medium parameters used: $f = 1880$ MHz; $\sigma = 1.368$ S/m; $\epsilon_r = 40.42$; $\rho = 1000$ kg/m³;
 Phantom section: Right Section

DASY5 Configuration:

- Probe: EX3DV4 - SN7329; ConvF(8.1, 8.1, 8.1); Calibrated: 2018/9/30;
- Sensor-Surface: 1.4mm (Mechanical Surface Detection)
- Electronics: DAE4 Sn772; Calibrated: 2018/9/28
- Phantom: Twin SAM; Type: Twin SAM V5.0; Serial: 1412
- Measurement SW: DASY52, Version 52.8 (8);

Area Scan (111x61x1): Interpolated grid: dx=1.500 mm, dy=1.500 mm

Maximum value of SAR (interpolated) = 0.0364 W/kg


Zoom Scan (6x6x7)/Cube 0: Measurement grid: dx=8mm, dy=8mm, dz=5mm

Reference Value = 0.6270 V/m; Power Drift = -0.02 dB

Peak SAR (extrapolated) = 0.0420 W/kg

SAR(1 g) = 0.024 W/kg; SAR(10 g) = 0.016 W/kg

Maximum value of SAR (measured) = 0.0336 W/kg



0 dB = 0.0336 W/kg = -14.74 dBW/kg

Test Plot 53#: LTE Band 2_Head Right Tilt_1RB_Middle**DUT: Mobile phone; Type: X5516B; Serial: 19012300421**

Communication System: Generic FDD-LTE; Frequency: 1880 MHz; Duty Cycle: 1:1
Medium parameters used: $f = 1880$ MHz; $\sigma = 1.368$ S/m; $\epsilon_r = 40.42$; $\rho = 1000$ kg/m³ ;
Phantom section: Right Section

DASY5 Configuration:

- Probe: EX3DV4 - SN7329; ConvF(8.1, 8.1, 8.1); Calibrated: 2018/9/30;
- Sensor-Surface: 1.4mm (Mechanical Surface Detection)
- Electronics: DAE4 Sn772; Calibrated: 2018/9/28
- Phantom: Twin SAM; Type: Twin SAM V5.0; Serial: 1412
- Measurement SW: DASY52, Version 52.8 (8);

Area Scan (111x61x1): Interpolated grid: dx=1.500 mm, dy=1.500 mm

Maximum value of SAR (interpolated) = 0.0183 W/kg

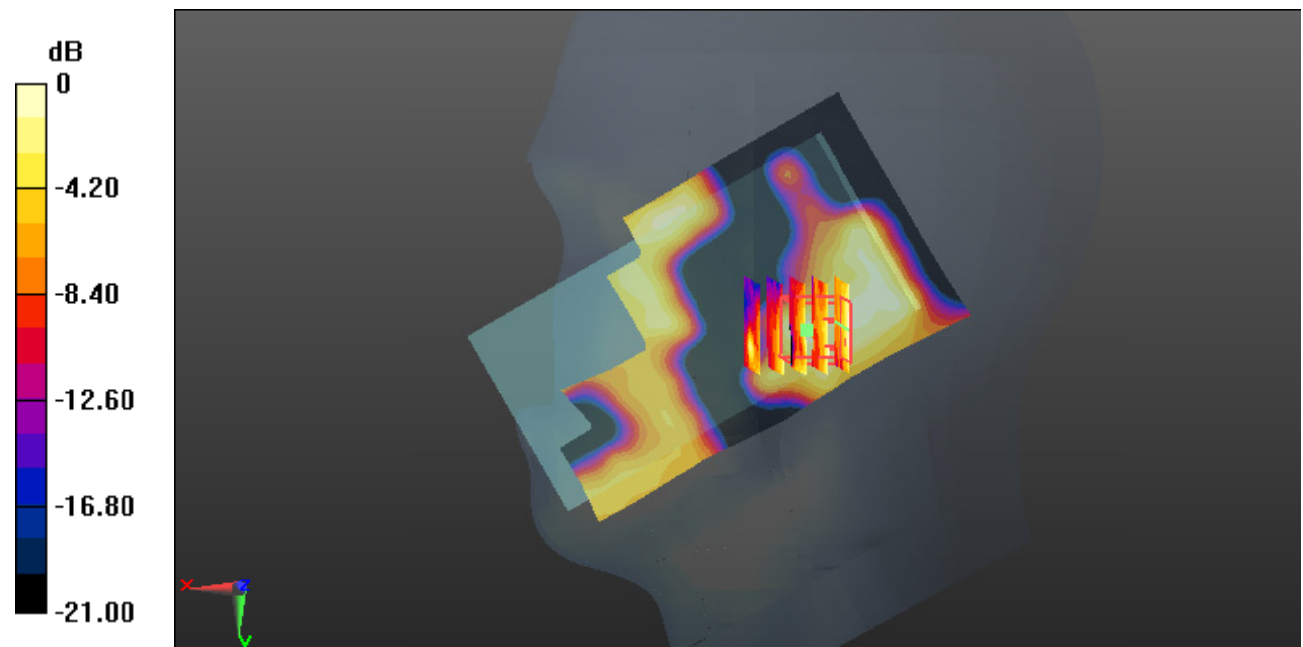
Zoom Scan (5x5x7)/Cube 0: Measurement grid: dx=8mm, dy=8mm, dz=5mm

Reference Value = 2.102 V/m; Power Drift = 0.13 dB

Peak SAR (extrapolated) = 0.0450 W/kg

SAR(1 g) = 0.015 W/kg; SAR(10 g) = 0.00612 W/kg

Maximum value of SAR (measured) = 0.0215 W/kg



0 dB = 0.0215 W/kg = -16.68 dBW/kg

Test Plot 54#: LTE Band 2_Head Right Tilt_50%RB_Middle**DUT: Mobile phone; Type: X5516B; Serial: 19012300421**

Communication System: Generic FDD-LTE; Frequency: 1880 MHz; Duty Cycle: 1:1
 Medium parameters used: $f = 1880$ MHz; $\sigma = 1.368$ S/m; $\epsilon_r = 40.42$; $\rho = 1000$ kg/m³ ;
 Phantom section: Right Section

DASY5 Configuration:

- Probe: EX3DV4 - SN7329; ConvF(8.1, 8.1, 8.1); Calibrated: 2018/9/30;
- Sensor-Surface: 1.4mm (Mechanical Surface Detection)
- Electronics: DAE4 Sn772; Calibrated: 2018/9/28
- Phantom: Twin SAM; Type: Twin SAM V5.0; Serial: 1412
- Measurement SW: DASY52, Version 52.8 (8);

Area Scan (111x61x1): Interpolated grid: dx=1.500 mm, dy=1.500 mm

Maximum value of SAR (interpolated) = 0.0238 W/kg


Zoom Scan (6x6x7)/Cube 0: Measurement grid: dx=8mm, dy=8mm, dz=5mm

Reference Value = 1.595 V/m; Power Drift = 0.12 dB

Peak SAR (extrapolated) = 0.0216 W/kg

SAR(1 g) = 0.012 W/kg; SAR(10 g) = 0.00679 W/kg

Maximum value of SAR (measured) = 0.0170 W/kg



0 dB = 0.0170 W/kg = -17.70 dBW/kg

Test Plot 55#: LTE Band 2_Body Back_1RB_Middle**DUT: Mobile phone; Type: X5516B; Serial: 19012300421**

Communication System: Generic FDD-LTE; Frequency: 1880 MHz; Duty Cycle: 1:1
Medium parameters used: $f = 1880$ MHz; $\sigma = 1.491$ S/m; $\epsilon_r = 54.175$; $\rho = 1000$ kg/m³ ;
Phantom section: Left Section

DASY5 Configuration:

- Probe: EX3DV4 - SN7329; ConvF(7.7, 7.7, 7.7); Calibrated: 2018/9/30;
- Sensor-Surface: 1.4mm (Mechanical Surface Detection)
- Electronics: DAE4 Sn772; Calibrated: 2018/9/28
- Phantom: Triple Flat Phantom 5.1C; Type: QD 000 P51 CA; Serial: Serial: 1130
- Measurement SW: DASY52, Version 52.8 (8);

Area Scan (111x61x1): Interpolated grid: dx=1.500 mm, dy=1.500 mm

Maximum value of SAR (interpolated) = 0.756 W/kg

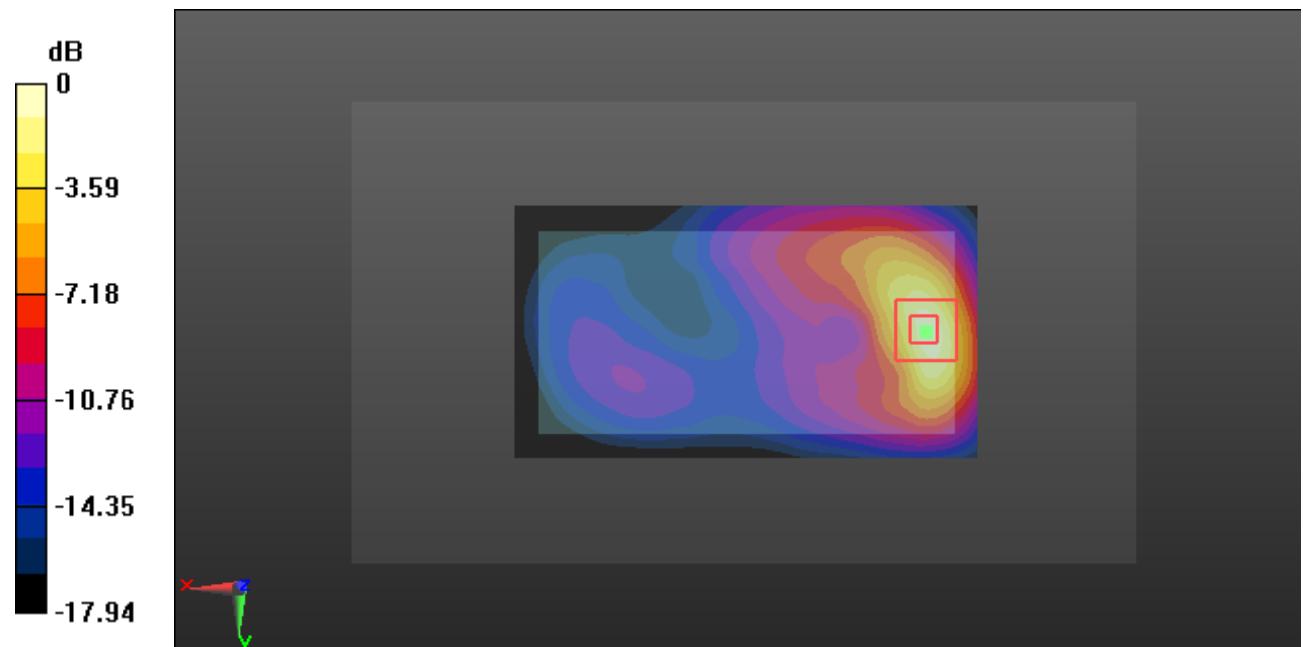
Zoom Scan (5x5x7)/Cube 0: Measurement grid: dx=8mm, dy=8mm, dz=5mm

Reference Value = 4.801 V/m; Power Drift = 0.19 dB

Peak SAR (extrapolated) = 0.975 W/kg

SAR(1 g) = 0.546 W/kg; SAR(10 g) = 0.280 W/kg

Maximum value of SAR (measured) = 0.810 W/kg



Test Plot 56#: LTE Band 2_Body Back_50%RB_Middle**DUT: Mobile phone; Type: X5516B; Serial: 19012300421**

Communication System: Generic FDD-LTE; Frequency: 1880 MHz; Duty Cycle: 1:1
Medium parameters used: $f = 1880$ MHz; $\sigma = 1.491$ S/m; $\epsilon_r = 54.175$; $\rho = 1000$ kg/m³ ;
Phantom section: Left Section

DASY5 Configuration:

- Probe: EX3DV4 - SN7329; ConvF(7.7, 7.7, 7.7); Calibrated: 2018/9/30;
- Sensor-Surface: 1.4mm (Mechanical Surface Detection)
- Electronics: DAE4 Sn772; Calibrated: 2018/9/28
- Phantom: Triple Flat Phantom 5.1C; Type: QD 000 P51 CA; Serial: Serial: 1130
- Measurement SW: DASY52, Version 52.8 (8);

Area Scan (111x61x1): Interpolated grid: dx=1.500 mm, dy=1.500 mm

Maximum value of SAR (interpolated) = 0.604 W/kg


Zoom Scan (5x5x7)/Cube 0: Measurement grid: dx=8mm, dy=8mm, dz=5mm

Reference Value = 4.447 V/m; Power Drift = 0.14 dB

Peak SAR (extrapolated) = 0.780 W/kg

SAR(1 g) = 0.437 W/kg; SAR(10 g) = 0.224 W/kg

Maximum value of SAR (measured) = 0.647 W/kg



Test Plot 57#: LTE Band 2_Body Left_1RB_Middle**DUT: Mobile phone; Type: X5516B; Serial: 19012300421**

Communication System: Generic FDD-LTE; Frequency: 1880 MHz; Duty Cycle: 1:1
Medium parameters used: $f = 1880$ MHz; $\sigma = 1.491$ S/m; $\epsilon_r = 54.175$; $\rho = 1000$ kg/m³ ;
Phantom section: Left Section

DASY5 Configuration:

- Probe: EX3DV4 - SN7329; ConvF(7.7, 7.7, 7.7); Calibrated: 2018/9/30;
- Sensor-Surface: 1.4mm (Mechanical Surface Detection)
- Electronics: DAE4 Sn772; Calibrated: 2018/9/28
- Phantom: Triple Flat Phantom 5.1C; Type: QD 000 P51 CA; Serial: Serial: 1130
- Measurement SW: DASY52, Version 52.8 (8);

Area Scan (111x41x1): Interpolated grid: dx=1.500 mm, dy=1.500 mm

Maximum value of SAR (interpolated) = 0.0700 W/kg


Zoom Scan (5x5x7)/Cube 0: Measurement grid: dx=8mm, dy=8mm, dz=5mm

Reference Value = 5.154 V/m; Power Drift = -0.04 dB

Peak SAR (extrapolated) = 0.0830 W/kg

SAR(1 g) = 0.049 W/kg; SAR(10 g) = 0.030 W/kg

Maximum value of SAR (measured) = 0.0701 W/kg



0 dB = 0.0701 W/kg = -11.54 dBW/kg

Test Plot 58#: LTE Band 2_Body Left_50%RB_Middle**DUT: Mobile phone; Type: X5516B; Serial: 19012300421**

Communication System: Generic FDD-LTE; Frequency: 1880 MHz; Duty Cycle: 1:1
 Medium parameters used: $f = 1880$ MHz; $\sigma = 1.491$ S/m; $\epsilon_r = 54.175$; $\rho = 1000$ kg/m³ ;
 Phantom section: Left Section

DASY5 Configuration:

- Probe: EX3DV4 - SN7329; ConvF(7.7, 7.7, 7.7); Calibrated: 2018/9/30;
- Sensor-Surface: 1.4mm (Mechanical Surface Detection)
- Electronics: DAE4 Sn772; Calibrated: 2018/9/28
- Phantom: Triple Flat Phantom 5.1C; Type: QD 000 P51 CA; Serial: Serial: 1130
- Measurement SW: DASY52, Version 52.8 (8);

Area Scan (111x41x1): Interpolated grid: dx=1.500 mm, dy=1.500 mm

Maximum value of SAR (interpolated) = 0.0543 W/kg


Zoom Scan (6x5x7)/Cube 0: Measurement grid: dx=8mm, dy=8mm, dz=5mm

Reference Value = 4.523 V/m; Power Drift = -0.03 dB

Peak SAR (extrapolated) = 0.0660 W/kg

SAR(1 g) = 0.039 W/kg; SAR(10 g) = 0.024 W/kg

Maximum value of SAR (measured) = 0.0559 W/kg



0 dB = 0.0559 W/kg = -12.53 dBW/kg

Test Plot 59#: LTE Band 2_Body Right_1RB_Middle**DUT: Mobile phone; Type: X5516B; Serial: 19012300421**

Communication System: Generic FDD-LTE; Frequency: 1880 MHz; Duty Cycle: 1:1
 Medium parameters used: $f = 1880$ MHz; $\sigma = 1.491$ S/m; $\epsilon_r = 54.175$; $\rho = 1000$ kg/m³ ;
 Phantom section: Left Section

DASY5 Configuration:

- Probe: EX3DV4 - SN7329; ConvF(7.7, 7.7, 7.7); Calibrated: 2018/9/30;
- Sensor-Surface: 1.4mm (Mechanical Surface Detection)
- Electronics: DAE4 Sn772; Calibrated: 2018/9/28
- Phantom: Triple Flat Phantom 5.1C; Type: QD 000 P51 CA; Serial: Serial: 1130
- Measurement SW: DASY52, Version 52.8 (8);

Area Scan (111x41x1): Interpolated grid: dx=1.500 mm, dy=1.500 mm

Maximum value of SAR (interpolated) = 0.101 W/kg


Zoom Scan (5x5x7)/Cube 0: Measurement grid: dx=8mm, dy=8mm, dz=5mm

Reference Value = 4.733 V/m; Power Drift = 0.09 dB

Peak SAR (extrapolated) = 0.115 W/kg

SAR(1 g) = 0.070 W/kg; SAR(10 g) = 0.041 W/kg

Maximum value of SAR (measured) = 0.0984 W/kg



0 dB = 0.0984 W/kg = -10.07 dBW/kg

Test Plot 60#: LTE Band 2_Body Right_50%RB_Middle**DUT: Mobile phone; Type: X5516B; Serial: 19012300421**

Communication System: Generic FDD-LTE; Frequency: 1880 MHz; Duty Cycle: 1:1
 Medium parameters used: $f = 1880$ MHz; $\sigma = 1.491$ S/m; $\epsilon_r = 54.175$; $\rho = 1000$ kg/m³ ;
 Phantom section: Left Section

DASY5 Configuration:

- Probe: EX3DV4 - SN7329; ConvF(7.7, 7.7, 7.7); Calibrated: 2018/9/30;
- Sensor-Surface: 1.4mm (Mechanical Surface Detection)
- Electronics: DAE4 Sn772; Calibrated: 2018/9/28
- Phantom: Triple Flat Phantom 5.1C; Type: QD 000 P51 CA; Serial: Serial: 1130
- Measurement SW: DASY52, Version 52.8 (8);

Area Scan (111x41x1): Interpolated grid: dx=1.500 mm, dy=1.500 mm

Maximum value of SAR (interpolated) = 0.0794 W/kg


Zoom Scan (5x5x7)/Cube 0: Measurement grid: dx=8mm, dy=8mm, dz=5mm

Reference Value = 4.202 V/m; Power Drift = 0.02 dB

Peak SAR (extrapolated) = 0.0930 W/kg

SAR(1 g) = 0.055 W/kg; SAR(10 g) = 0.032 W/kg

Maximum value of SAR (measured) = 0.0776 W/kg



0 dB = 0.0776 W/kg = -11.10 dBW/kg

Test Plot 61#: LTE Band 2_Body Bottom_1RB_Middle**DUT: Mobile phone; Type: X5516B; Serial: 19012300421**

Communication System: Generic FDD-LTE; Frequency: 1880 MHz; Duty Cycle: 1:1
Medium parameters used: $f = 1880$ MHz; $\sigma = 1.491$ S/m; $\epsilon_r = 54.175$; $\rho = 1000$ kg/m³ ;
Phantom section: Left Section

DASY5 Configuration:

- Probe: EX3DV4 - SN7329; ConvF(7.7, 7.7, 7.7); Calibrated: 2018/9/30;
- Sensor-Surface: 1.4mm (Mechanical Surface Detection)
- Electronics: DAE4 Sn772; Calibrated: 2018/9/28
- Phantom: Triple Flat Phantom 5.1C; Type: QD 000 P51 CA; Serial: Serial: 1130
- Measurement SW: DASY52, Version 52.8 (8);

Area Scan (41x61x1): Interpolated grid: dx=1.500 mm, dy=1.500 mm

Maximum value of SAR (interpolated) = 0.903 W/kg


Zoom Scan (5x5x7)/Cube 0: Measurement grid: dx=8mm, dy=8mm, dz=5mm

Reference Value = 18.77 V/m; Power Drift = -0.13 dB

Peak SAR (extrapolated) = 1.02 W/kg

SAR(1 g) = 0.565 W/kg; SAR(10 g) = 0.295 W/kg

Maximum value of SAR (measured) = 0.863 W/kg



0 dB = 0.863 W/kg = -0.64 dBW/kg

Test Plot 62#: LTE Band 2_Body Bottom_50%RB_Middle**DUT: Mobile phone; Type: X5516B; Serial: 19012300421**

Communication System: Generic FDD-LTE; Frequency: 1880 MHz; Duty Cycle: 1:1
 Medium parameters used: $f = 1880$ MHz; $\sigma = 1.491$ S/m; $\epsilon_r = 54.175$; $\rho = 1000$ kg/m³ ;
 Phantom section: Left Section

DASY5 Configuration:

- Probe: EX3DV4 - SN7329; ConvF(7.7, 7.7, 7.7); Calibrated: 2018/9/30;
- Sensor-Surface: 1.4mm (Mechanical Surface Detection)
- Electronics: DAE4 Sn772; Calibrated: 2018/9/28
- Phantom: Triple Flat Phantom 5.1C; Type: QD 000 P51 CA; Serial: Serial: 1130
- Measurement SW: DASY52, Version 52.8 (8);

Area Scan (41x61x1): Interpolated grid: dx=1.500 mm, dy=1.500 mm

Maximum value of SAR (interpolated) = 0.730 W/kg


Zoom Scan (5x5x7)/Cube 0: Measurement grid: dx=8mm, dy=8mm, dz=5mm

Reference Value = 16.44 V/m; Power Drift = -0.10 dB

Peak SAR (extrapolated) = 0.830 W/kg

SAR(1 g) = 0.458 W/kg; SAR(10 g) = 0.239 W/kg

Maximum value of SAR (measured) = 0.703 W/kg



0 dB = 0.703 W/kg = -1.53 dBW/kg

Test Plot 63#: LTE Band 4_Head Left Cheek_1RB_Middle**DUT: Mobile phone; Type: X5516B; Serial: 19012300421**

Communication System: Generic FDD-LTE; Frequency: 1732.5 MHz; Duty Cycle: 1:1
 Medium parameters used: $f = 1732.5$ MHz; $\sigma = 1.342$ S/m; $\epsilon_r = 41.227$; $\rho = 1000$ kg/m³ ;
 Phantom section: Left Section

DASY5 Configuration:

- Probe: EX3DV4 - SN7329; ConvF(8.35, 8.35, 8.35); Calibrated: 2018/9/30;
- Sensor-Surface: 1.4mm (Mechanical Surface Detection)
- Electronics: DAE4 Sn772; Calibrated: 2018/9/28
- Phantom: Twin SAM; Type: Twin SAM V5.0; Serial: 1412
- Measurement SW: DASY52, Version 52.8 (8);

Area Scan (111x61x1): Interpolated grid: dx=1.500 mm, dy=1.500 mm

Maximum value of SAR (interpolated) = 0.0910 W/kg

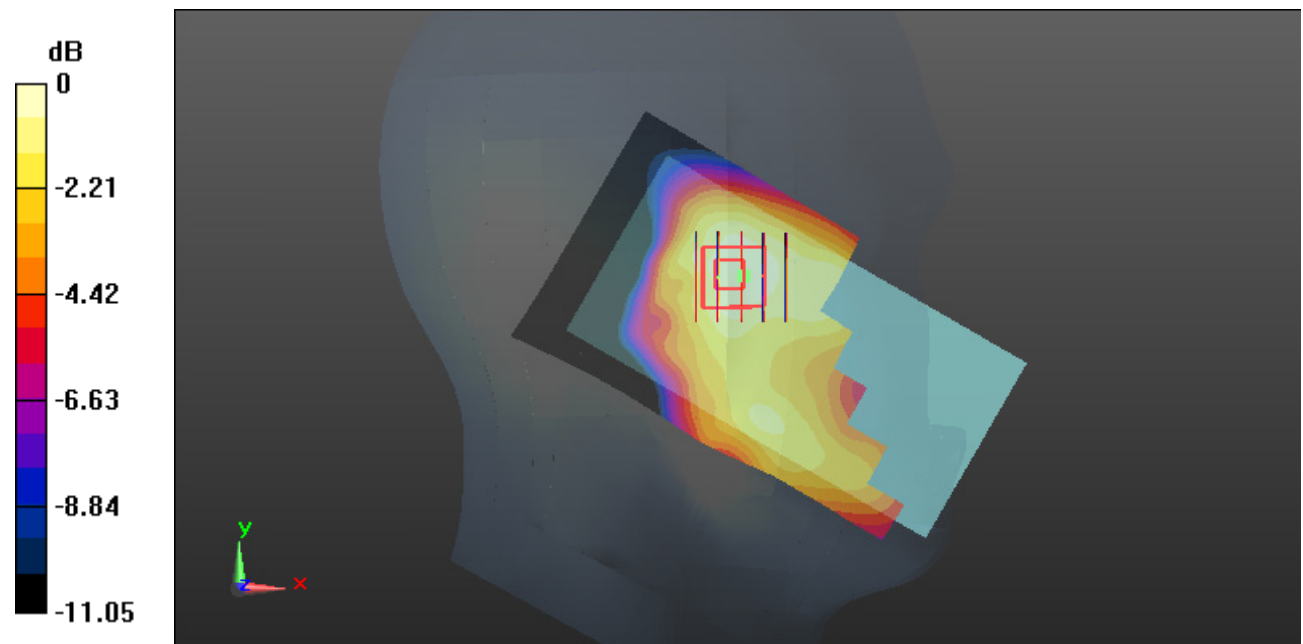
Zoom Scan (5x5x7)/Cube 0: Measurement grid: dx=8mm, dy=8mm, dz=5mm

Reference Value = 2.612 V/m; Power Drift = -0.04 dB

Peak SAR (extrapolated) = 0.112 W/kg

SAR(1 g) = 0.069 W/kg; SAR(10 g) = 0.046 W/kg

Maximum value of SAR (measured) = 0.0913 W/kg



0 dB = 0.0913 W/kg = -10.40 dBW/kg

Test Plot 64#: LTE Band 4_Head Left Cheek_50%RB_Middle**DUT: Mobile phone; Type: X5516B; Serial: 19012300421**

Communication System: Generic FDD-LTE; Frequency: 1732.5 MHz; Duty Cycle: 1:1
 Medium parameters used: $f = 1732.5$ MHz; $\sigma = 1.342$ S/m; $\epsilon_r = 41.227$; $\rho = 1000$ kg/m³ ;
 Phantom section: Left Section

DASY5 Configuration:

- Probe: EX3DV4 - SN7329; ConvF(8.35, 8.35, 8.35); Calibrated: 2018/9/30;
- Sensor-Surface: 1.4mm (Mechanical Surface Detection)
- Electronics: DAE4 Sn772; Calibrated: 2018/9/28
- Phantom: Twin SAM; Type: Twin SAM V5.0; Serial: 1412
- Measurement SW: DASY52, Version 52.8 (8);

Area Scan (111x61x1): Interpolated grid: dx=1.500 mm, dy=1.500 mm

Maximum value of SAR (interpolated) = 0.0729 W/kg

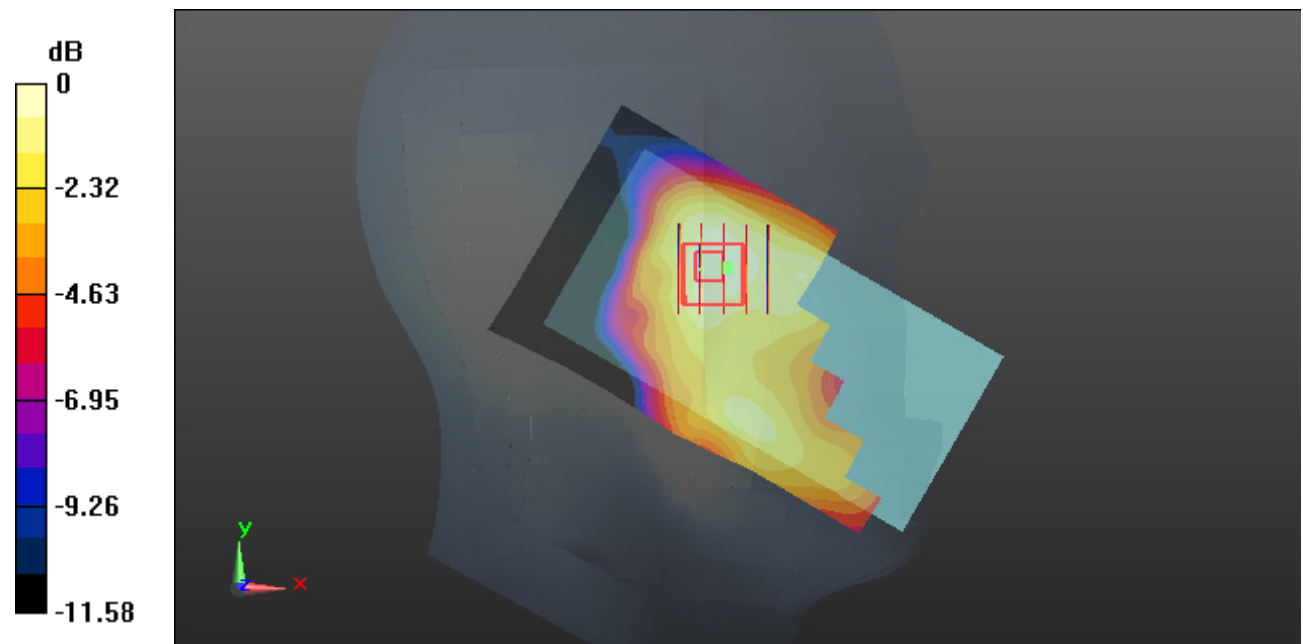
Zoom Scan (5x5x7)/Cube 0: Measurement grid: dx=8mm, dy=8mm, dz=5mm

Reference Value = 1.866 V/m; Power Drift = 0.16 dB

Peak SAR (extrapolated) = 0.0890 W/kg

SAR(1 g) = 0.056 W/kg; SAR(10 g) = 0.038 W/kg

Maximum value of SAR (measured) = 0.0748 W/kg



0 dB = 0.0748 W/kg = -11.26 dBW/kg

Test Plot 65#: LTE Band 4_Head Left Tilt_1RB_Middle**DUT: Mobile phone; Type: X5516B; Serial: 19012300421**

Communication System: Generic FDD-LTE; Frequency: 1732.5 MHz; Duty Cycle: 1:1
Medium parameters used: $f = 1732.5$ MHz; $\sigma = 1.342$ S/m; $\epsilon_r = 41.227$; $\rho = 1000$ kg/m³ ;
Phantom section: Left Section

DASY5 Configuration:

- Probe: EX3DV4 - SN7329; ConvF(8.35, 8.35, 8.35); Calibrated: 2018/9/30;
- Sensor-Surface: 1.4mm (Mechanical Surface Detection)
- Electronics: DAE4 Sn772; Calibrated: 2018/9/28
- Phantom: Twin SAM; Type: Twin SAM V5.0; Serial: 1412
- Measurement SW: DASY52, Version 52.8 (8);

Area Scan (111x61x1): Interpolated grid: dx=1.500 mm, dy=1.500 mm

Maximum value of SAR (interpolated) = 0.0704 W/kg

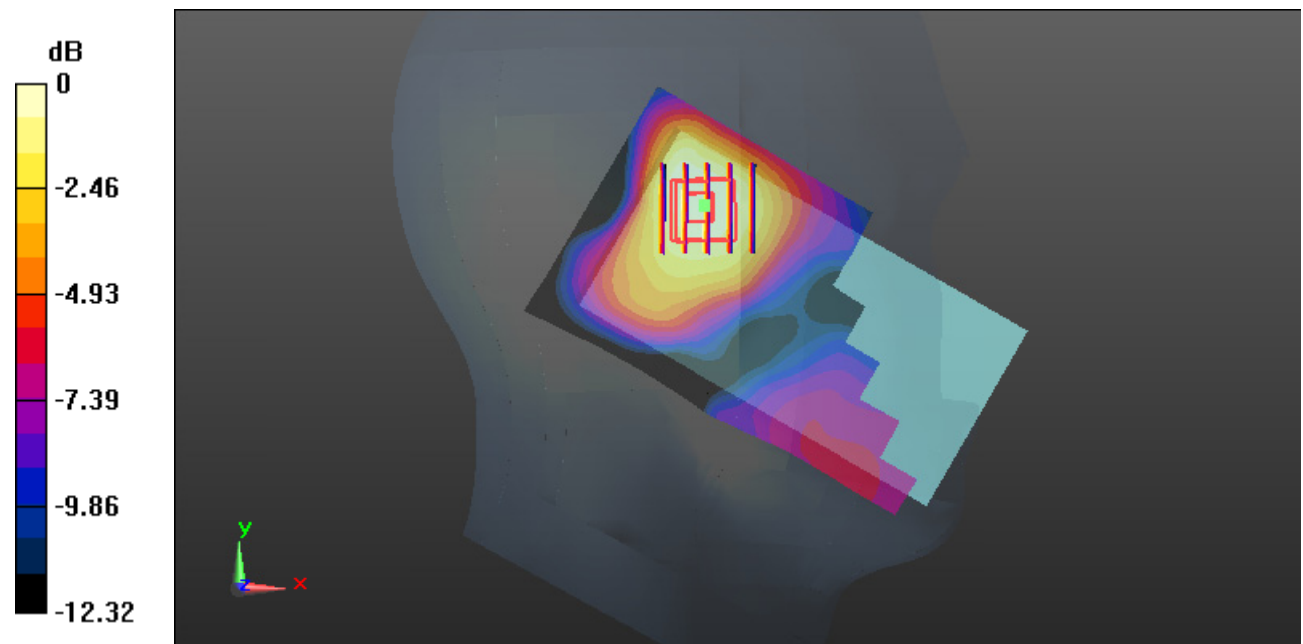
Zoom Scan (5x5x7)/Cube 0: Measurement grid: dx=8mm, dy=8mm, dz=5mm

Reference Value = 4.759 V/m; Power Drift = 0.17 dB

Peak SAR (extrapolated) = 0.0790 W/kg

SAR(1 g) = 0.054 W/kg; SAR(10 g) = 0.036 W/kg

Maximum value of SAR (measured) = 0.0703 W/kg



0 dB = 0.0703 W/kg = -11.53 dBW/kg

Test Plot 66#: LTE Band 4_Head Left Tilt_50%RB_Middle**DUT: Mobile phone; Type: X5516B; Serial: 19012300421**

Communication System: Generic FDD-LTE; Frequency: 1732.5 MHz; Duty Cycle: 1:1
 Medium parameters used: $f = 1732.5$ MHz; $\sigma = 1.342$ S/m; $\epsilon_r = 41.227$; $\rho = 1000$ kg/m³ ;
 Phantom section: Left Section

DASY5 Configuration:

- Probe: EX3DV4 - SN7329; ConvF(8.35, 8.35, 8.35); Calibrated: 2018/9/30;
- Sensor-Surface: 1.4mm (Mechanical Surface Detection)
- Electronics: DAE4 Sn772; Calibrated: 2018/9/28
- Phantom: Twin SAM; Type: Twin SAM V5.0; Serial: 1412
- Measurement SW: DASY52, Version 52.8 (8);

Area Scan (111x61x1): Interpolated grid: dx=1.500 mm, dy=1.500 mm

Maximum value of SAR (interpolated) = 0.0598 W/kg


Zoom Scan (6x6x7)/Cube 0: Measurement grid: dx=8mm, dy=8mm, dz=5mm

Reference Value = 4.373 V/m; Power Drift = 0.18 dB

Peak SAR (extrapolated) = 0.0650 W/kg

SAR(1 g) = 0.045 W/kg; SAR(10 g) = 0.030 W/kg

Maximum value of SAR (measured) = 0.0571 W/kg



0 dB = 0.0571 W/kg = -12.43 dBW/kg

Test Plot 67#: LTE Band 4_Head Right Cheek_1RB_Middle**DUT: Mobile phone; Type: X5516B; Serial: 19012300421**

Communication System: Generic FDD-LTE; Frequency: 1732.5 MHz; Duty Cycle: 1:1
Medium parameters used: $f = 1732.5$ MHz; $\sigma = 1.342$ S/m; $\epsilon_r = 41.227$; $\rho = 1000$ kg/m³ ;
Phantom section: Right Section

DASY5 Configuration:

- Probe: EX3DV4 - SN7329; ConvF(8.35, 8.35, 8.35); Calibrated: 2018/9/30;
- Sensor-Surface: 1.4mm (Mechanical Surface Detection)
- Electronics: DAE4 Sn772; Calibrated: 2018/9/28
- Phantom: Twin SAM; Type: Twin SAM V5.0; Serial: 1412
- Measurement SW: DASY52, Version 52.8 (8);

Area Scan (111x61x1): Interpolated grid: dx=1.500 mm, dy=1.500 mm

Maximum value of SAR (interpolated) = 0.122 W/kg


Zoom Scan (5x6x7)/Cube 0: Measurement grid: dx=8mm, dy=8mm, dz=5mm

Reference Value = 2.119 V/m; Power Drift = 0.16 dB

Peak SAR (extrapolated) = 0.153 W/kg

SAR(1 g) = 0.105 W/kg; SAR(10 g) = 0.072 W/kg

Maximum value of SAR (measured) = 0.137 W/kg



Test Plot 68#: LTE Band 4_Head Right Cheek_50%RB_Middle**DUT: Mobile phone; Type: X5516B; Serial: 19012300421**

Communication System: Generic FDD-LTE; Frequency: 1732.5 MHz; Duty Cycle: 1:1
Medium parameters used: $f = 1732.5$ MHz; $\sigma = 1.342$ S/m; $\epsilon_r = 41.227$; $\rho = 1000$ kg/m³ ;
Phantom section: Right Section

DASY5 Configuration:

- Probe: EX3DV4 - SN7329; ConvF(8.35, 8.35, 8.35); Calibrated: 2018/9/30;
- Sensor-Surface: 1.4mm (Mechanical Surface Detection)
- Electronics: DAE4 Sn772; Calibrated: 2018/9/28
- Phantom: Twin SAM; Type: Twin SAM V5.0; Serial: 1412
- Measurement SW: DASY52, Version 52.8 (8);

Area Scan (111x61x1): Interpolated grid: dx=1.500 mm, dy=1.500 mm

Maximum value of SAR (interpolated) = 0.104 W/kg

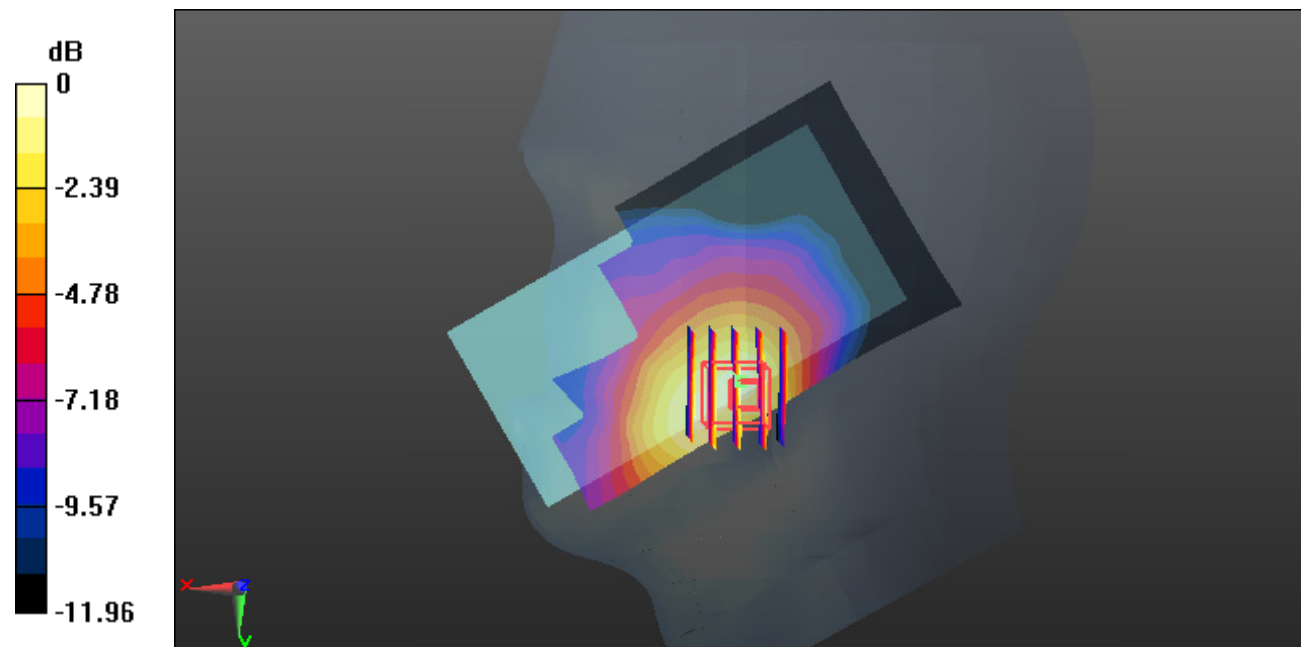
Zoom Scan (5x6x7)/Cube 0: Measurement grid: dx=8mm, dy=8mm, dz=5mm

Reference Value = 2.061 V/m; Power Drift = 0.19 dB

Peak SAR (extrapolated) = 0.131 W/kg

SAR(1 g) = 0.090 W/kg; SAR(10 g) = 0.061 W/kg

Maximum value of SAR (measured) = 0.117 W/kg



0 dB = 0.117 W/kg = -9.32 dBW/kg

Test Plot 69#: LTE Band 4_Head Right Tilt_1RB_Middle**DUT: Mobile phone; Type: X5516B; Serial: 19012300421**

Communication System: Generic FDD-LTE; Frequency: 1732.5 MHz; Duty Cycle: 1:1
 Medium parameters used: $f = 1732.5$ MHz; $\sigma = 1.342$ S/m; $\epsilon_r = 41.227$; $\rho = 1000$ kg/m³ ;
 Phantom section: Right Section

DASY5 Configuration:

- Probe: EX3DV4 - SN7329; ConvF(8.35, 8.35, 8.35); Calibrated: 2018/9/30;
- Sensor-Surface: 1.4mm (Mechanical Surface Detection)
- Electronics: DAE4 Sn772; Calibrated: 2018/9/28
- Phantom: Twin SAM; Type: Twin SAM V5.0; Serial: 1412
- Measurement SW: DASY52, Version 52.8 (8);

Area Scan (111x61x1): Interpolated grid: dx=1.500 mm, dy=1.500 mm

Maximum value of SAR (interpolated) = 0.0608 W/kg


Zoom Scan (6x6x7)/Cube 0: Measurement grid: dx=8mm, dy=8mm, dz=5mm

Reference Value = 4.708 V/m; Power Drift = -0.12 dB

Peak SAR (extrapolated) = 0.0610 W/kg

SAR(1 g) = 0.041 W/kg; SAR(10 g) = 0.029 W/kg

Maximum value of SAR (measured) = 0.0533 W/kg



0 dB = 0.0533 W/kg = -12.73 dBW/kg

Test Plot 70#: LTE Band 4_Head Right Tilt_50%RB_Middle**DUT: Mobile phone; Type: X5516B; Serial: 19012300421**

Communication System: Generic FDD-LTE; Frequency: 1732.5 MHz; Duty Cycle: 1:1
 Medium parameters used: $f = 1732.5$ MHz; $\sigma = 1.342$ S/m; $\epsilon_r = 41.227$; $\rho = 1000$ kg/m³ ;
 Phantom section: Right Section

DASY5 Configuration:

- Probe: EX3DV4 - SN7329; ConvF(8.35, 8.35, 8.35); Calibrated: 2018/9/30;
- Sensor-Surface: 1.4mm (Mechanical Surface Detection)
- Electronics: DAE4 Sn772; Calibrated: 2018/9/28
- Phantom: Twin SAM; Type: Twin SAM V5.0; Serial: 1412
- Measurement SW: DASY52, Version 52.8 (8);

Area Scan (111x61x1): Interpolated grid: dx=1.500 mm, dy=1.500 mm

Maximum value of SAR (interpolated) = 0.0462 W/kg


Zoom Scan (5x5x7)/Cube 0: Measurement grid: dx=8mm, dy=8mm, dz=5mm

Reference Value = 4.054 V/m; Power Drift = 0.17 dB

Peak SAR (extrapolated) = 0.0480 W/kg

SAR(1 g) = 0.033 W/kg; SAR(10 g) = 0.023 W/kg

Maximum value of SAR (measured) = 0.0423 W/kg



0 dB = 0.0423 W/kg = -13.74 dBW/kg

Test Plot 71#: LTE Band 4_Body Back_1RB_Middle**DUT: Mobile phone; Type: X5516B; Serial: 19012300421**

Communication System: Generic FDD-LTE; Frequency: 1732.5 MHz; Duty Cycle: 1:1
 Medium parameters used: $f = 1732.5$ MHz; $\sigma = 1.53$ S/m; $\epsilon_r = 52.806$; $\rho = 1000$ kg/m³ ;
 Phantom section: Left Section

DASY5 Configuration:

- Probe: EX3DV4 - SN7329; ConvF(8.05, 8.05, 8.05); Calibrated: 2018/9/30;
- Sensor-Surface: 1.4mm (Mechanical Surface Detection)
- Electronics: DAE4 Sn772; Calibrated: 2018/9/28
- Phantom: Triple Flat Phantom 5.1C; Type: QD 000 P51 CA; Serial: Serial: 1130
- Measurement SW: DASY52, Version 52.8 (8);

Area Scan (111x61x1): Interpolated grid: dx=1.500 mm, dy=1.500 mm

Maximum value of SAR (interpolated) = 0.497 W/kg


Zoom Scan (5x5x7)/Cube 0: Measurement grid: dx=8mm, dy=8mm, dz=5mm

Reference Value = 6.275 V/m; Power Drift = -0.11 dB

Peak SAR (extrapolated) = 0.676 W/kg

SAR(1 g) = 0.367 W/kg; SAR(10 g) = 0.192 W/kg

Maximum value of SAR (measured) = 0.561 W/kg



Test Plot 72#: LTE Band 4_Body Back_50%RB_Middle**DUT: Mobile phone; Type: X5516B; Serial: 19012300421**

Communication System: Generic FDD-LTE; Frequency: 1732.5 MHz; Duty Cycle: 1:1
 Medium parameters used: $f = 1732.5$ MHz; $\sigma = 1.53$ S/m; $\epsilon_r = 52.806$; $\rho = 1000$ kg/m³ ;
 Phantom section: Left Section

DASY5 Configuration:

- Probe: EX3DV4 - SN7329; ConvF(8.05, 8.05, 8.05); Calibrated: 2018/9/30;
- Sensor-Surface: 1.4mm (Mechanical Surface Detection)
- Electronics: DAE4 Sn772; Calibrated: 2018/9/28
- Phantom: Triple Flat Phantom 5.1C; Type: QD 000 P51 CA; Serial: Serial: 1130
- Measurement SW: DASY52, Version 52.8 (8);

Area Scan (111x61x1): Interpolated grid: dx=1.500 mm, dy=1.500 mm

Maximum value of SAR (interpolated) = 0.421 W/kg

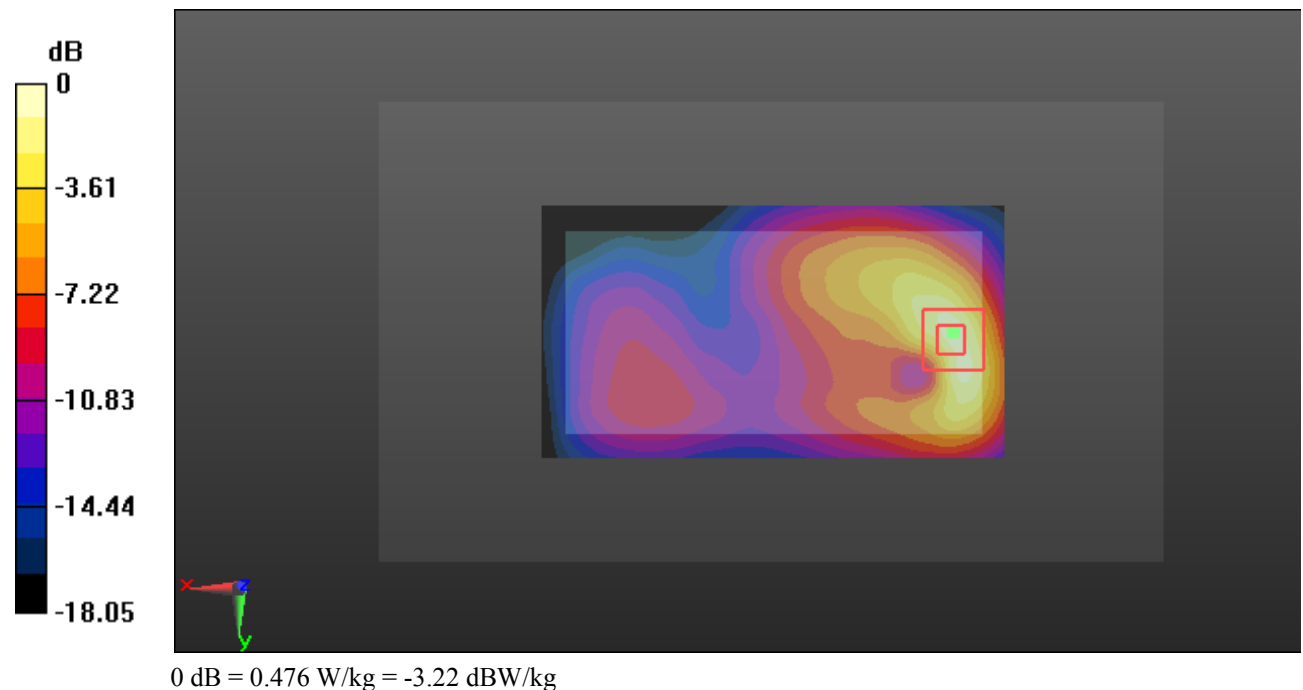
Zoom Scan (5x5x7)/Cube 0: Measurement grid: dx=8mm, dy=8mm, dz=5mm

Reference Value = 5.392 V/m; Power Drift = -0.01 dB

Peak SAR (extrapolated) = 0.576 W/kg

SAR(1 g) = 0.315 W/kg; SAR(10 g) = 0.166 W/kg

Maximum value of SAR (measured) = 0.476 W/kg



Test Plot 73#: LTE Band 4_Body Left_1RB_Middle**DUT: Mobile phone; Type: X5516B; Serial: 19012300421**

Communication System: Generic FDD-LTE; Frequency: 1732.5 MHz; Duty Cycle: 1:1
Medium parameters used: $f = 1732.5$ MHz; $\sigma = 1.53$ S/m; $\epsilon_r = 52.806$; $\rho = 1000$ kg/m³ ;
Phantom section: Left Section

DASY5 Configuration:

- Probe: EX3DV4 - SN7329; ConvF(8.05, 8.05, 8.05); Calibrated: 2018/9/30;
- Sensor-Surface: 1.4mm (Mechanical Surface Detection)
- Electronics: DAE4 Sn772; Calibrated: 2018/9/28
- Phantom: Triple Flat Phantom 5.1C; Type: QD 000 P51 CA; Serial: Serial: 1130
- Measurement SW: DASY52, Version 52.8 (8);

Area Scan (111x41x1): Interpolated grid: dx=1.500 mm, dy=1.500 mm

Maximum value of SAR (interpolated) = 0.0566 W/kg


Zoom Scan (5x5x7)/Cube 0: Measurement grid: dx=8mm, dy=8mm, dz=5mm

Reference Value = 5.290 V/m; Power Drift = -0.13 dB

Peak SAR (extrapolated) = 0.0660 W/kg

SAR(1 g) = 0.040 W/kg; SAR(10 g) = 0.025 W/kg

Maximum value of SAR (measured) = 0.0554 W/kg



0 dB = 0.0554 W/kg = -12.56 dBW/kg

Test Plot 74#: LTE Band 4_Body Left_50%RB_Middle**DUT: Mobile phone; Type: X5516B; Serial: 19012300421**

Communication System: Generic FDD-LTE; Frequency: 1732.5 MHz; Duty Cycle: 1:1
 Medium parameters used: $f = 1732.5$ MHz; $\sigma = 1.53$ S/m; $\epsilon_r = 52.806$; $\rho = 1000$ kg/m³ ;
 Phantom section: Left Section

DASY5 Configuration:

- Probe: EX3DV4 - SN7329; ConvF(8.05, 8.05, 8.05); Calibrated: 2018/9/30;
- Sensor-Surface: 1.4mm (Mechanical Surface Detection)
- Electronics: DAE4 Sn772; Calibrated: 2018/9/28
- Phantom: Triple Flat Phantom 5.1C; Type: QD 000 P51 CA; Serial: Serial: 1130
- Measurement SW: DASY52, Version 52.8 (8);

Area Scan (111x41x1): Interpolated grid: dx=1.500 mm, dy=1.500 mm

Maximum value of SAR (interpolated) = 0.0471 W/kg


Zoom Scan (5x5x7)/Cube 0: Measurement grid: dx=8mm, dy=8mm, dz=5mm

Reference Value = 4.783 V/m; Power Drift = 0.07 dB

Peak SAR (extrapolated) = 0.0560 W/kg

SAR(1 g) = 0.033 W/kg; SAR(10 g) = 0.021 W/kg

Maximum value of SAR (measured) = 0.0473 W/kg



0 dB = 0.0473 W/kg = -13.25 dBW/kg

Test Plot 75#: LTE Band 4_Body Right_1RB_Middle**DUT: Mobile phone; Type: X5516B; Serial: 19012300421**

Communication System: Generic FDD-LTE; Frequency: 1732.5 MHz; Duty Cycle: 1:1
Medium parameters used: $f = 1732.5$ MHz; $\sigma = 1.53$ S/m; $\epsilon_r = 52.806$; $\rho = 1000$ kg/m³ ;
Phantom section: Left Section

DASY5 Configuration:

- Probe: EX3DV4 - SN7329; ConvF(8.05, 8.05, 8.05); Calibrated: 2018/9/30;
- Sensor-Surface: 1.4mm (Mechanical Surface Detection)
- Electronics: DAE4 Sn772; Calibrated: 2018/9/28
- Phantom: Triple Flat Phantom 5.1C; Type: QD 000 P51 CA; Serial: Serial: 1130
- Measurement SW: DASY52, Version 52.8 (8);

Area Scan (111x41x1): Interpolated grid: dx=1.500 mm, dy=1.500 mm

Maximum value of SAR (interpolated) = 0.111 W/kg


Zoom Scan (5x5x7)/Cube 0: Measurement grid: dx=8mm, dy=8mm, dz=5mm

Reference Value = 5.008 V/m; Power Drift = 0.19 dB

Peak SAR (extrapolated) = 0.132 W/kg

SAR(1 g) = 0.077 W/kg; SAR(10 g) = 0.045 W/kg

Maximum value of SAR (measured) = 0.112 W/kg



Test Plot 76#: LTE Band 4_Body Right_50%RB_Middle**DUT: Mobile phone; Type: X5516B; Serial: 19012300421**

Communication System: Generic FDD-LTE; Frequency: 1732.5 MHz; Duty Cycle: 1:1
 Medium parameters used: $f = 1732.5$ MHz; $\sigma = 1.53$ S/m; $\epsilon_r = 52.806$; $\rho = 1000$ kg/m³ ;
 Phantom section: Left Section

DASY5 Configuration:

- Probe: EX3DV4 - SN7329; ConvF(8.05, 8.05, 8.05); Calibrated: 2018/9/30;
- Sensor-Surface: 1.4mm (Mechanical Surface Detection)
- Electronics: DAE4 Sn772; Calibrated: 2018/9/28
- Phantom: Triple Flat Phantom 5.1C; Type: QD 000 P51 CA; Serial: Serial: 1130
- Measurement SW: DASY52, Version 52.8 (8);

Area Scan (111x41x1): Interpolated grid: dx=1.500 mm, dy=1.500 mm

Maximum value of SAR (interpolated) = 0.0936 W/kg


Zoom Scan (5x5x7)/Cube 0: Measurement grid: dx=8mm, dy=8mm, dz=5mm

Reference Value = 4.870 V/m; Power Drift = -0.13 dB

Peak SAR (extrapolated) = 0.110 W/kg

SAR(1 g) = 0.065 W/kg; SAR(10 g) = 0.038 W/kg

Maximum value of SAR (measured) = 0.0948 W/kg



0 dB = 0.0948 W/kg = -10.23 dBW/kg

Test Plot 77#: LTE Band 4_Body Bottom_1RB_Middle**DUT: Mobile phone; Type: X5516B; Serial: 19012300421**

Communication System: Generic FDD-LTE; Frequency: 1732.5 MHz; Duty Cycle: 1:1
 Medium parameters used: $f = 1732.5$ MHz; $\sigma = 1.53$ S/m; $\epsilon_r = 52.806$; $\rho = 1000$ kg/m³ ;
 Phantom section: Left Section

DASY5 Configuration:

- Probe: EX3DV4 - SN7329; ConvF(8.05, 8.05, 8.05); Calibrated: 2018/9/30;
- Sensor-Surface: 1.4mm (Mechanical Surface Detection)
- Electronics: DAE4 Sn772; Calibrated: 2018/9/28
- Phantom: Triple Flat Phantom 5.1C; Type: QD 000 P51 CA; Serial: Serial: 1130
- Measurement SW: DASY52, Version 52.8 (8);

Area Scan (41x61x1): Interpolated grid: dx=1.500 mm, dy=1.500 mm

Maximum value of SAR (interpolated) = 0.684 W/kg


Zoom Scan (5x5x7)/Cube 0: Measurement grid: dx=8mm, dy=8mm, dz=5mm

Reference Value = 16.76 V/m; Power Drift = -0.10 dB

Peak SAR (extrapolated) = 0.802 W/kg

SAR(1 g) = 0.436 W/kg; SAR(10 g) = 0.222 W/kg

Maximum value of SAR (measured) = 0.674 W/kg



0 dB = 0.674 W/kg = -1.71 dBW/kg

Test Plot 78#: LTE Band 4_Body Bottom_50%RB_Middle**DUT: Mobile phone; Type: X5516B; Serial: 19012300421**

Communication System: Generic FDD-LTE; Frequency: 1732.5 MHz; Duty Cycle: 1:1
 Medium parameters used: $f = 1732.5$ MHz; $\sigma = 1.53$ S/m; $\epsilon_r = 52.806$; $\rho = 1000$ kg/m³ ;
 Phantom section: Left Section

DASY5 Configuration:

- Probe: EX3DV4 - SN7329; ConvF(8.05, 8.05, 8.05); Calibrated: 2018/9/30;
- Sensor-Surface: 1.4mm (Mechanical Surface Detection)
- Electronics: DAE4 Sn772; Calibrated: 2018/9/28
- Phantom: Triple Flat Phantom 5.1C; Type: QD 000 P51 CA; Serial: Serial: 1130
- Measurement SW: DASY52, Version 52.8 (8);

Area Scan (41x61x1): Interpolated grid: dx=1.500 mm, dy=1.500 mm

Maximum value of SAR (interpolated) = 0.567 W/kg


Zoom Scan (6x6x7)/Cube 0: Measurement grid: dx=8mm, dy=8mm, dz=5mm

Reference Value = 19.09 V/m; Power Drift = -0.12 dB

Peak SAR (extrapolated) = 0.687 W/kg

SAR(1 g) = 0.370 W/kg; SAR(10 g) = 0.189 W/kg

Maximum value of SAR (measured) = 0.567 W/kg



0 dB = 0.567 W/kg = -2.46 dBW/kg

Test Plot 79#: LTE Band 5_Head Left Cheek_1RB_Middle**DUT: Mobile phone; Type: X5516B; Serial: 19012300421**

Communication System: Generic FDD-LTE; Frequency: 836.5 MHz; Duty Cycle: 1:1
Medium parameters used: $f = 836.5$ MHz; $\sigma = 0.879$ S/m; $\epsilon_r = 42.283$; $\rho = 1000$ kg/m³ ;
Phantom section: Left Section

DASY5 Configuration:

- Probe: EX3DV4 - SN7329; ConvF(10.01, 10.01, 10.01); Calibrated: 2018/9/30;
- Sensor-Surface: 1.4mm (Mechanical Surface Detection)
- Electronics: DAE4 Sn772; Calibrated: 2018/9/28
- Phantom: Twin SAM; Type: Twin SAM V5.0; Serial: 1412
- Measurement SW: DASY52, Version 52.8 (8);

Area Scan (111x61x1): Interpolated grid: dx=1.500 mm, dy=1.500 mm

Maximum value of SAR (interpolated) = 0.129 W/kg

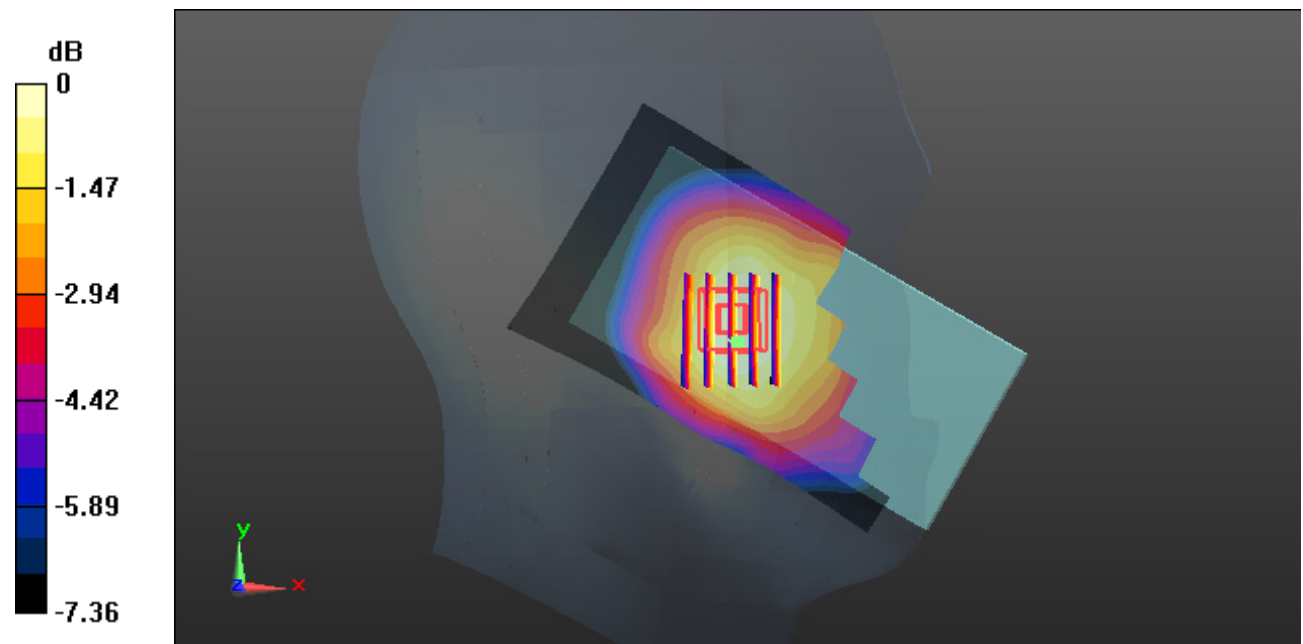
Zoom Scan (5x6x7)/Cube 0: Measurement grid: dx=8mm, dy=8mm, dz=5mm

Reference Value = 5.758 V/m; Power Drift = -0.12 dB

Peak SAR (extrapolated) = 0.136 W/kg

SAR(1 g) = 0.105 W/kg; SAR(10 g) = 0.084 W/kg

Maximum value of SAR (measured) = 0.123 W/kg



0 dB = 0.123 W/kg = -9.10 dBW/kg

Test Plot 80#: LTE Band 5_Head Left Cheek_50%RB_Middle**DUT: Mobile phone; Type: X5516B; Serial: 19012300421**

Communication System: Generic FDD-LTE; Frequency: 836.5 MHz; Duty Cycle: 1:1
Medium parameters used: $f = 836.5$ MHz; $\sigma = 0.879$ S/m; $\epsilon_r = 42.283$; $\rho = 1000$ kg/m³ ;
Phantom section: Left Section

DASY5 Configuration:

- Probe: EX3DV4 - SN7329; ConvF(10.01, 10.01, 10.01); Calibrated: 2018/9/30;
- Sensor-Surface: 1.4mm (Mechanical Surface Detection)
- Electronics: DAE4 Sn772; Calibrated: 2018/9/28
- Phantom: Twin SAM; Type: Twin SAM V5.0; Serial: 1412
- Measurement SW: DASY52, Version 52.8 (8);

Area Scan (111x61x1): Interpolated grid: dx=1.500 mm, dy=1.500 mm

Maximum value of SAR (interpolated) = 0.104 W/kg

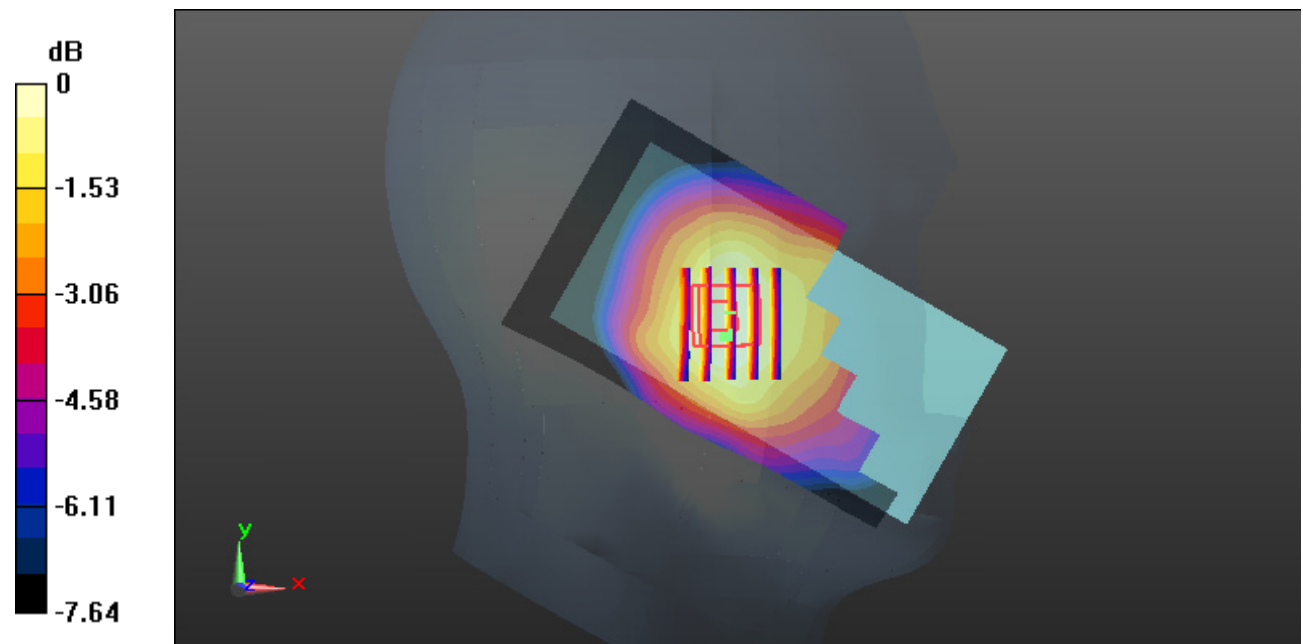
Zoom Scan (5x6x7)/Cube 0: Measurement grid: dx=8mm, dy=8mm, dz=5mm

Reference Value = 4.690 V/m; Power Drift = -0.02 dB

Peak SAR (extrapolated) = 0.110 W/kg

SAR(1 g) = 0.085 W/kg; SAR(10 g) = 0.067 W/kg

Maximum value of SAR (measured) = 0.101 W/kg



0 dB = 0.101 W/kg = -9.96 dBW/kg

Test Plot 81#: LTE Band 5_Head Left Tilt_1RB_Middle**DUT: Mobile phone; Type: X5516B; Serial: 19012300421**

Communication System: Generic FDD-LTE; Frequency: 836.5 MHz; Duty Cycle: 1:1
 Medium parameters used: $f = 836.5$ MHz; $\sigma = 0.879$ S/m; $\epsilon_r = 42.283$; $\rho = 1000$ kg/m³ ;
 Phantom section: Left Section

DASY5 Configuration:

- Probe: EX3DV4 - SN7329; ConvF(10.01, 10.01, 10.01); Calibrated: 2018/9/30;
- Sensor-Surface: 1.4mm (Mechanical Surface Detection)
- Electronics: DAE4 Sn772; Calibrated: 2018/9/28
- Phantom: Twin SAM; Type: Twin SAM V5.0; Serial: 1412
- Measurement SW: DASY52, Version 52.8 (8);

Area Scan (111x61x1): Interpolated grid: dx=1.500 mm, dy=1.500 mm

Maximum value of SAR (interpolated) = 0.0528 W/kg

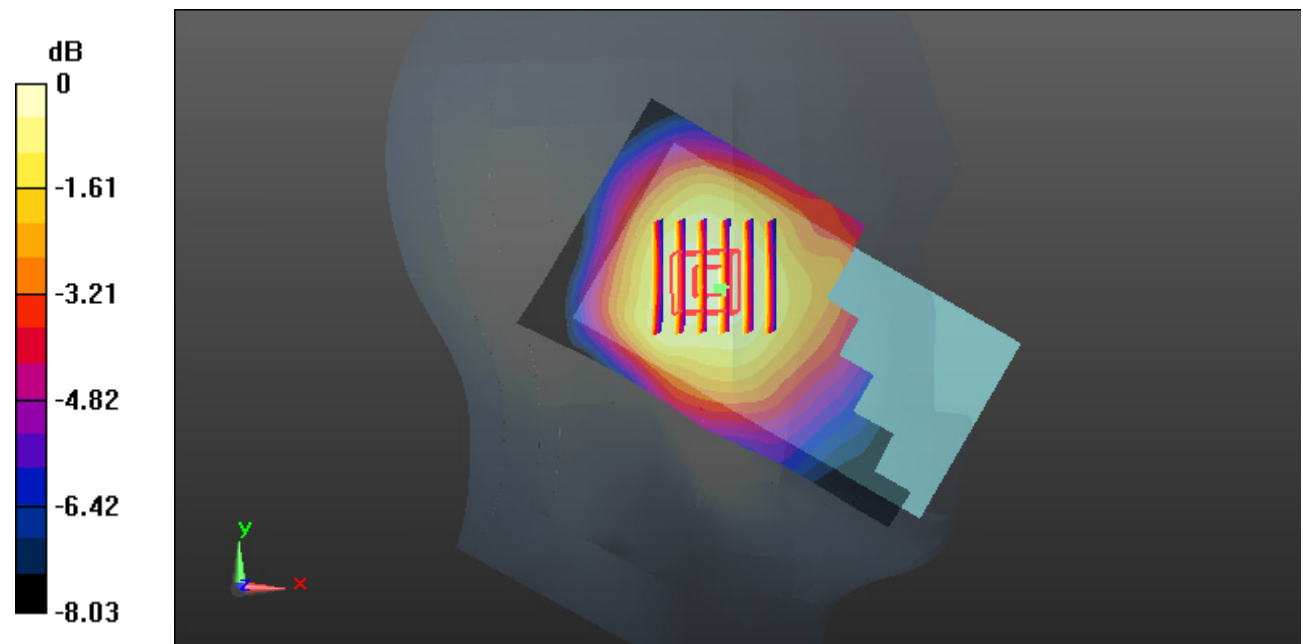
Zoom Scan (6x6x7)/Cube 0: Measurement grid: dx=8mm, dy=8mm, dz=5mm

Reference Value = 6.064 V/m; Power Drift = -0.15 dB

Peak SAR (extrapolated) = 0.0560 W/kg

SAR(1 g) = 0.045 W/kg; SAR(10 g) = 0.036 W/kg

Maximum value of SAR (measured) = 0.0527 W/kg



0 dB = 0.0527 W/kg = -12.78 dBW/kg

Test Plot 82#: LTE Band 5_Head Left Tilt_50%RB_Middle**DUT: Mobile phone; Type: X5516B; Serial: 19012300421**

Communication System: Generic FDD-LTE; Frequency: 836.5 MHz; Duty Cycle: 1:1
Medium parameters used: $f = 836.5$ MHz; $\sigma = 0.879$ S/m; $\epsilon_r = 42.283$; $\rho = 1000$ kg/m³ ;
Phantom section: Left Section

DASY5 Configuration:

- Probe: EX3DV4 - SN7329; ConvF(10.01, 10.01, 10.01); Calibrated: 2018/9/30;
- Sensor-Surface: 1.4mm (Mechanical Surface Detection)
- Electronics: DAE4 Sn772; Calibrated: 2018/9/28
- Phantom: Twin SAM; Type: Twin SAM V5.0; Serial: 1412
- Measurement SW: DASY52, Version 52.8 (8);

Area Scan (111x61x1): Interpolated grid: dx=1.500 mm, dy=1.500 mm

Maximum value of SAR (interpolated) = 0.0433 W/kg

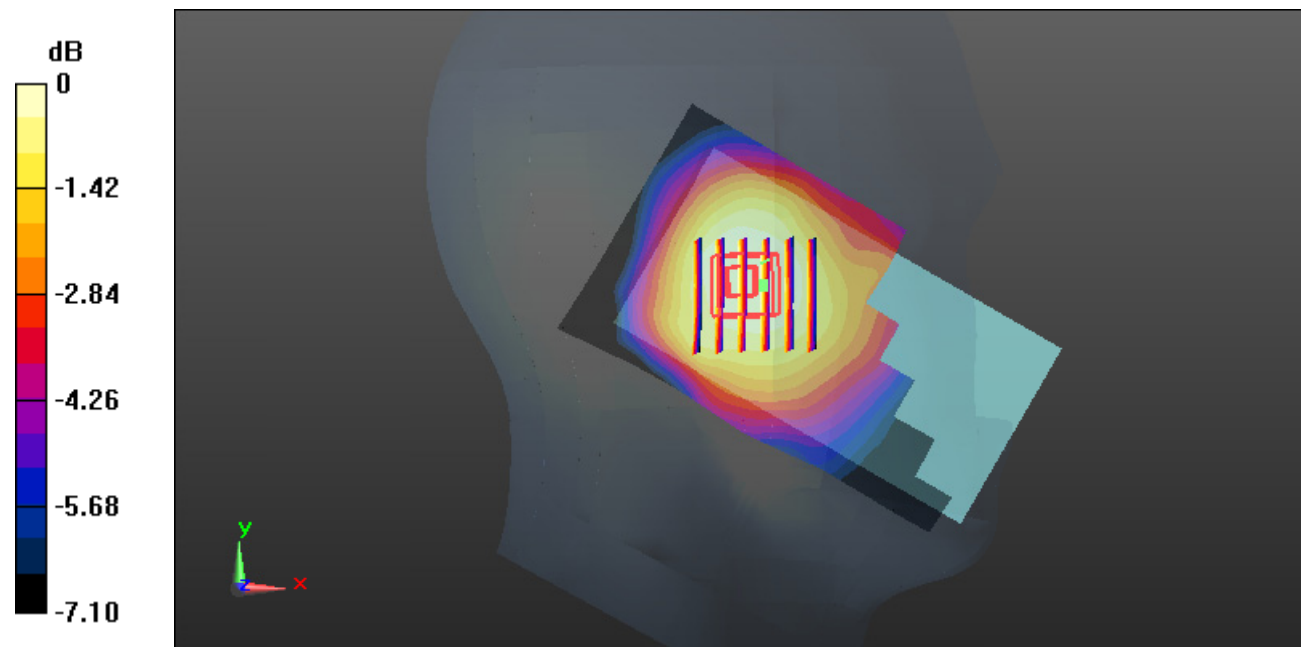
Zoom Scan (6x6x7)/Cube 0: Measurement grid: dx=8mm, dy=8mm, dz=5mm

Reference Value = 5.309 V/m; Power Drift = 0.12 dB

Peak SAR (extrapolated) = 0.0450 W/kg

SAR(1 g) = 0.037 W/kg; SAR(10 g) = 0.029 W/kg

Maximum value of SAR (measured) = 0.0417 W/kg



0 dB = 0.0417 W/kg = -13.80 dBW/kg

Test Plot 83#: LTE Band 5_Head Right Cheek_1RB_Middle**DUT: Mobile phone; Type: X5516B; Serial: 19012300421**

Communication System: Generic FDD-LTE; Frequency: 836.5 MHz; Duty Cycle: 1:1
 Medium parameters used: $f = 836.5$ MHz; $\sigma = 0.879$ S/m; $\epsilon_r = 42.283$; $\rho = 1000$ kg/m³ ;
 Phantom section: Right Section

DASY5 Configuration:

- Probe: EX3DV4 - SN7329; ConvF(10.01, 10.01, 10.01); Calibrated: 2018/9/30;
- Sensor-Surface: 1.4mm (Mechanical Surface Detection)
- Electronics: DAE4 Sn772; Calibrated: 2018/9/28
- Phantom: Twin SAM; Type: Twin SAM V5.0; Serial: 1412
- Measurement SW: DASY52, Version 52.8 (8);

Area Scan (111x61x1): Interpolated grid: dx=1.500 mm, dy=1.500 mm

Maximum value of SAR (interpolated) = 0.116 W/kg

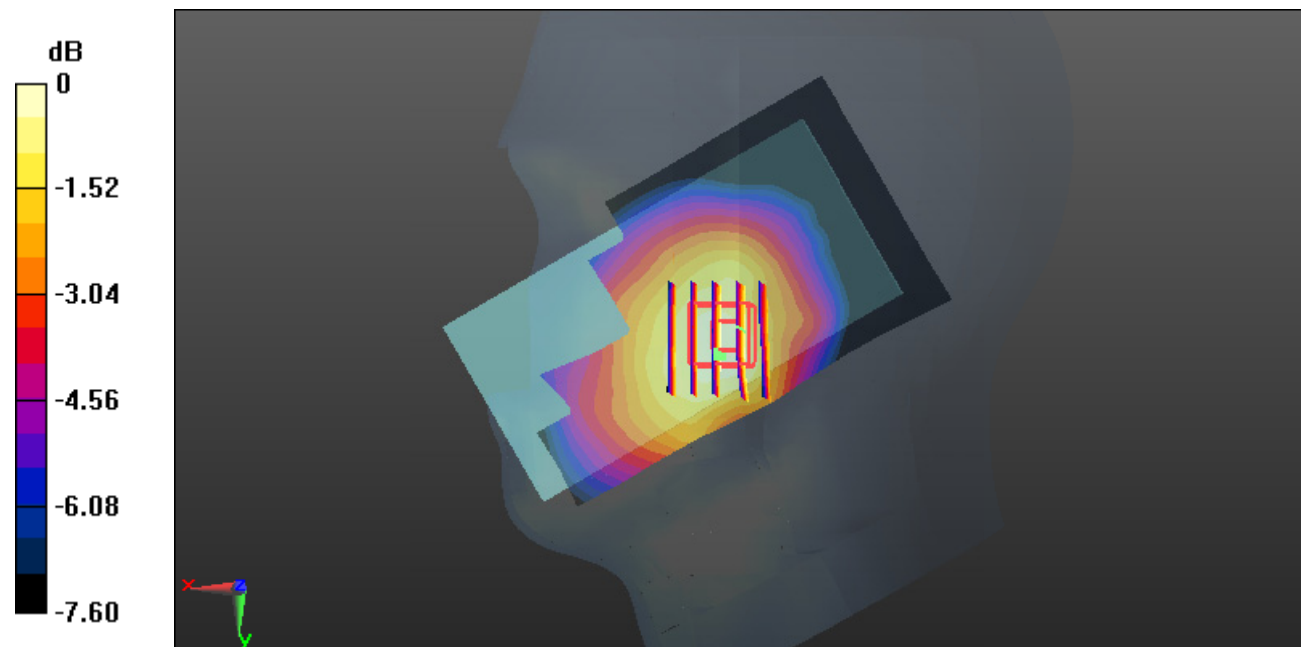
Zoom Scan (5x6x7)/Cube 0: Measurement grid: dx=8mm, dy=8mm, dz=5mm

Reference Value = 3.822 V/m; Power Drift = -0.16 dB

Peak SAR (extrapolated) = 0.139 W/kg

SAR(1 g) = 0.100 W/kg; SAR(10 g) = 0.078 W/kg

Maximum value of SAR (measured) = 0.119 W/kg



0 dB = 0.119 W/kg = -9.24 dBW/kg

Test Plot 84#: LTE Band 5_Head Right Cheek_50%RB_Middle**DUT: Mobile phone; Type: X5516B; Serial: 19012300421**

Communication System: Generic FDD-LTE; Frequency: 836.5 MHz; Duty Cycle: 1:1
Medium parameters used: $f = 836.5$ MHz; $\sigma = 0.879$ S/m; $\epsilon_r = 42.283$; $\rho = 1000$ kg/m³ ;
Phantom section: Right Section

DASY5 Configuration:

- Probe: EX3DV4 - SN7329; ConvF(10.01, 10.01, 10.01); Calibrated: 2018/9/30;
- Sensor-Surface: 1.4mm (Mechanical Surface Detection)
- Electronics: DAE4 Sn772; Calibrated: 2018/9/28
- Phantom: Twin SAM; Type: Twin SAM V5.0; Serial: 1412
- Measurement SW: DASY52, Version 52.8 (8);

Area Scan (111x61x1): Interpolated grid: dx=1.500 mm, dy=1.500 mm

Maximum value of SAR (interpolated) = 0.0956 W/kg


Zoom Scan (6x6x7)/Cube 0: Measurement grid: dx=8mm, dy=8mm, dz=5mm

Reference Value = 3.529 V/m; Power Drift = -0.17 dB

Peak SAR (extrapolated) = 0.112 W/kg

SAR(1 g) = 0.079 W/kg; SAR(10 g) = 0.062 W/kg

Maximum value of SAR (measured) = 0.0965 W/kg



0 dB = 0.0965 W/kg = -10.15 dBW/kg

Test Plot 85#: LTE Band 5_Head Right Tilt_1RB_Middle**DUT: Mobile phone; Type: X5516B; Serial: 19012300421**

Communication System: Generic FDD-LTE; Frequency: 836.5 MHz; Duty Cycle: 1:1
Medium parameters used: $f = 836.5$ MHz; $\sigma = 0.879$ S/m; $\epsilon_r = 42.283$; $\rho = 1000$ kg/m³ ;
Phantom section: Right Section

DASY5 Configuration:

- Probe: EX3DV4 - SN7329; ConvF(10.01, 10.01, 10.01); Calibrated: 2018/9/30;
- Sensor-Surface: 1.4mm (Mechanical Surface Detection)
- Electronics: DAE4 Sn772; Calibrated: 2018/9/28
- Phantom: Twin SAM; Type: Twin SAM V5.0; Serial: 1412
- Measurement SW: DASY52, Version 52.8 (8);

Area Scan (111x61x1): Interpolated grid: dx=1.500 mm, dy=1.500 mm

Maximum value of SAR (interpolated) = 0.0674 W/kg


Zoom Scan (6x6x7)/Cube 0: Measurement grid: dx=8mm, dy=8mm, dz=5mm

Reference Value = 6.590 V/m; Power Drift = -0.16 dB

Peak SAR (extrapolated) = 0.0720 W/kg

SAR(1 g) = 0.056 W/kg; SAR(10 g) = 0.045 W/kg

Maximum value of SAR (measured) = 0.0669 W/kg



0 dB = 0.0669 W/kg = -11.75 dBW/kg

Test Plot 86#: LTE Band 5_Head Right Tilt_50%RB_Middle**DUT: Mobile phone; Type: X5516B; Serial: 19012300421**

Communication System: Generic FDD-LTE; Frequency: 836.5 MHz; Duty Cycle: 1:1
Medium parameters used: $f = 836.5$ MHz; $\sigma = 0.879$ S/m; $\epsilon_r = 42.283$; $\rho = 1000$ kg/m³ ;
Phantom section: Right Section

DASY5 Configuration:

- Probe: EX3DV4 - SN7329; ConvF(10.01, 10.01, 10.01); Calibrated: 2018/9/30;
- Sensor-Surface: 1.4mm (Mechanical Surface Detection)
- Electronics: DAE4 Sn772; Calibrated: 2018/9/28
- Phantom: Twin SAM; Type: Twin SAM V5.0; Serial: 1412
- Measurement SW: DASY52, Version 52.8 (8);

Area Scan (111x61x1): Interpolated grid: dx=1.500 mm, dy=1.500 mm

Maximum value of SAR (interpolated) = 0.0565 W/kg


Zoom Scan (6x6x7)/Cube 0: Measurement grid: dx=8mm, dy=8mm, dz=5mm

Reference Value = 5.457 V/m; Power Drift = 0.02 dB

Peak SAR (extrapolated) = 0.0590 W/kg

SAR(1 g) = 0.046 W/kg; SAR(10 g) = 0.037 W/kg

Maximum value of SAR (measured) = 0.0548 W/kg



0 dB = 0.0548 W/kg = -12.61 dBW/kg

Test Plot 87#: LTE Band 5_Body Back_1RB_Middle**DUT: Mobile phone; Type: X5516B; Serial: 19012300421**

Communication System: Generic FDD-LTE; Frequency: 836.5 MHz; Duty Cycle: 1:1
 Medium parameters used: $f = 836.5$ MHz; $\sigma = 0.955$ S/m; $\epsilon_r = 57.254$; $\rho = 1000$ kg/m³ ;
 Phantom section: Right Section

DASY5 Configuration:

- Probe: EX3DV4 - SN7329; ConvF(10.23, 10.23, 10.23); Calibrated: 2018/9/30;
- Sensor-Surface: 1.4mm (Mechanical Surface Detection)
- Electronics: DAE4 Sn772; Calibrated: 2018/9/28
- Phantom: Triple Flat Phantom 5.1C; Type: QD 000 P51 CA; Serial: Serial: 1130
- Measurement SW: DASY52, Version 52.8 (8);

Area Scan (111x61x1): Interpolated grid: dx=1.500 mm, dy=1.500 mm

Maximum value of SAR (interpolated) = 0.403 W/kg

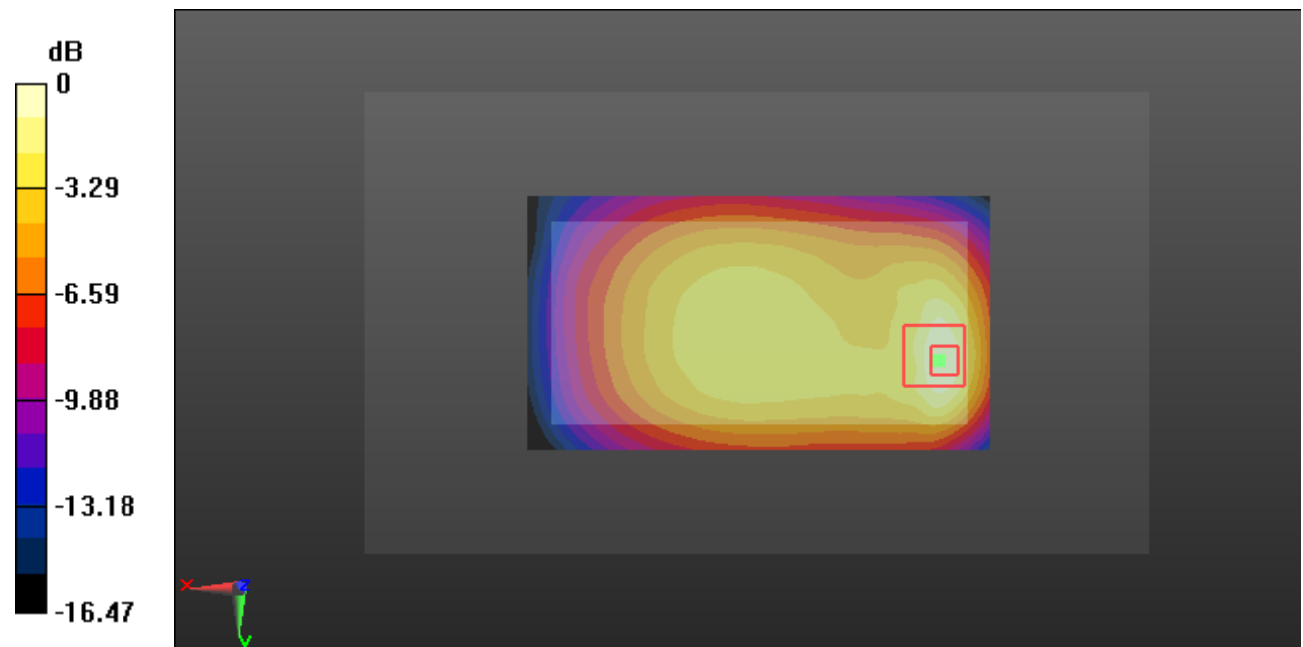
Zoom Scan (5x5x7)/Cube 0: Measurement grid: dx=8mm, dy=8mm, dz=5mm

Reference Value = 15.68 V/m; Power Drift = -0.09 dB

Peak SAR (extrapolated) = 0.474 W/kg

SAR(1 g) = 0.232 W/kg; SAR(10 g) = 0.131 W/kg

Maximum value of SAR (measured) = 0.374 W/kg



0 dB = 0.374 W/kg = -4.27 dBW/kg

Test Plot 88#: LTE Band 5_Body Back_50%RB_Middle**DUT: Mobile phone; Type: X5516B; Serial: 19012300421**

Communication System: Generic FDD-LTE; Frequency: 836.5 MHz; Duty Cycle: 1:1
 Medium parameters used: $f = 836.5$ MHz; $\sigma = 0.955$ S/m; $\epsilon_r = 57.254$; $\rho = 1000$ kg/m³ ;
 Phantom section: Right Section

DASY5 Configuration:

- Probe: EX3DV4 - SN7329; ConvF(10.23, 10.23, 10.23); Calibrated: 2018/9/30;
- Sensor-Surface: 1.4mm (Mechanical Surface Detection)
- Electronics: DAE4 Sn772; Calibrated: 2018/9/28
- Phantom: Triple Flat Phantom 5.1C; Type: QD 000 P51 CA; Serial: Serial: 1130
- Measurement SW: DASY52, Version 52.8 (8);

Area Scan (111x61x1): Interpolated grid: dx=1.500 mm, dy=1.500 mm

Maximum value of SAR (interpolated) = 0.325 W/kg

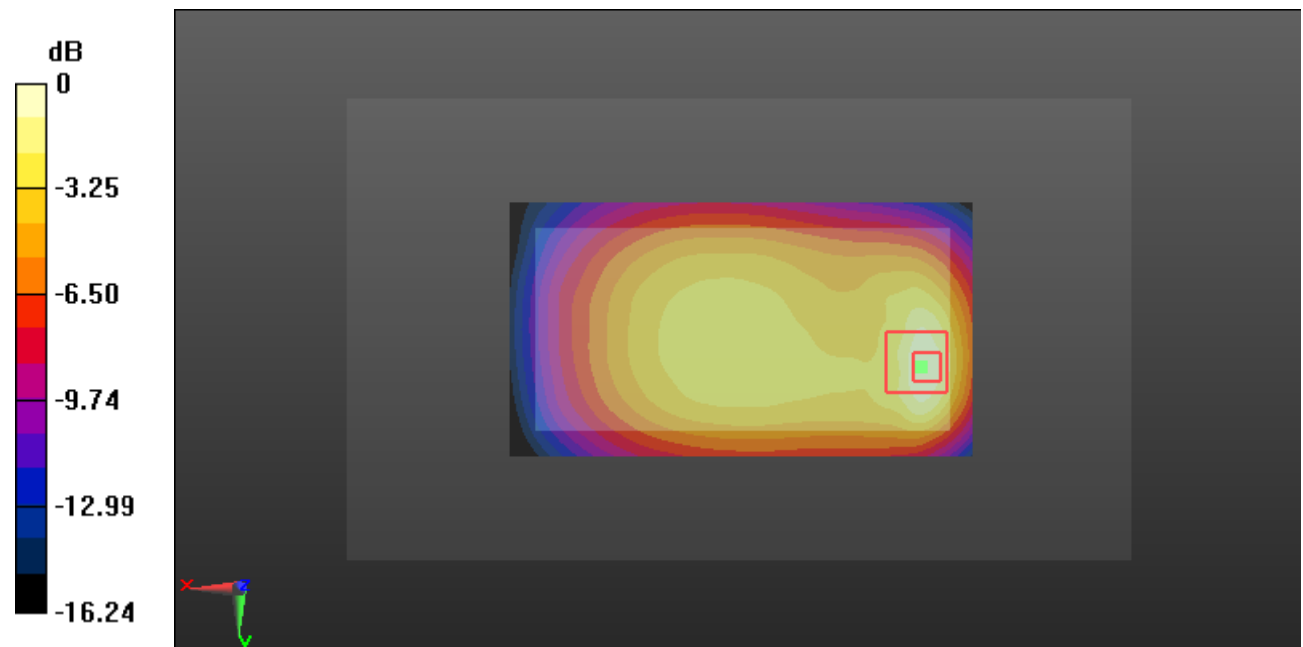
Zoom Scan (5x5x7)/Cube 0: Measurement grid: dx=8mm, dy=8mm, dz=5mm

Reference Value = 14.18 V/m; Power Drift = -0.18 dB

Peak SAR (extrapolated) = 0.391 W/kg

SAR(1 g) = 0.190 W/kg; SAR(10 g) = 0.106 W/kg

Maximum value of SAR (measured) = 0.309 W/kg



0 dB = 0.309 W/kg = -5.10 dBW/kg

Test Plot 89#: LTE Band 5_Body Left_1RB_Middle**DUT: Mobile phone; Type: X5516B; Serial: 19012300421**

Communication System: Generic FDD-LTE; Frequency: 836.5 MHz; Duty Cycle: 1:1
 Medium parameters used: $f = 836.5$ MHz; $\sigma = 0.955$ S/m; $\epsilon_r = 57.254$; $\rho = 1000$ kg/m³ ;
 Phantom section: Right Section

DASY5 Configuration:

- Probe: EX3DV4 - SN7329; ConvF(10.23, 10.23, 10.23); Calibrated: 2018/9/30;
- Sensor-Surface: 1.4mm (Mechanical Surface Detection)
- Electronics: DAE4 Sn772; Calibrated: 2018/9/28
- Phantom: Triple Flat Phantom 5.1C; Type: QD 000 P51 CA; Serial: Serial: 1130
- Measurement SW: DASY52, Version 52.8 (8);

Area Scan (111x41x1): Interpolated grid: dx=1.500 mm, dy=1.500 mm

Maximum value of SAR (interpolated) = 0.134 W/kg


Zoom Scan (5x5x7)/Cube 0: Measurement grid: dx=8mm, dy=8mm, dz=5mm

Reference Value = 11.98 V/m; Power Drift = -0.17 dB

Peak SAR (extrapolated) = 0.151 W/kg

SAR(1 g) = 0.103 W/kg; SAR(10 g) = 0.072 W/kg

Maximum value of SAR (measured) = 0.134 W/kg



0 dB = 0.134 W/kg = -8.73 dBW/kg

Test Plot 90#: LTE Band 5_Body Left_50%RB_Middle**DUT: Mobile phone; Type: X5516B; Serial: 19012300421**

Communication System: Generic FDD-LTE; Frequency: 836.5 MHz; Duty Cycle: 1:1
Medium parameters used: $f = 836.5$ MHz; $\sigma = 0.955$ S/m; $\epsilon_r = 57.254$; $\rho = 1000$ kg/m³ ;
Phantom section: Right Section

DASY5 Configuration:

- Probe: EX3DV4 - SN7329; ConvF(10.23, 10.23, 10.23); Calibrated: 2018/9/30;
- Sensor-Surface: 1.4mm (Mechanical Surface Detection)
- Electronics: DAE4 Sn772; Calibrated: 2018/9/28
- Phantom: Triple Flat Phantom 5.1C; Type: QD 000 P51 CA; Serial: Serial: 1130
- Measurement SW: DASY52, Version 52.8 (8);

Area Scan (111x41x1): Interpolated grid: dx=1.500 mm, dy=1.500 mm

Maximum value of SAR (interpolated) = 0.106 W/kg


Zoom Scan (5x5x7)/Cube 0: Measurement grid: dx=8mm, dy=8mm, dz=5mm

Reference Value = 10.84 V/m; Power Drift = -0.04 dB

Peak SAR (extrapolated) = 0.122 W/kg

SAR(1 g) = 0.083 W/kg; SAR(10 g) = 0.058 W/kg

Maximum value of SAR (measured) = 0.109 W/kg



0 dB = 0.109 W/kg = -9.63 dBW/kg

Test Plot 91#: LTE Band 5_Body Right_1RB_Middle**DUT: Mobile phone; Type: X5516B; Serial: 19012300421**

Communication System: Generic FDD-LTE; Frequency: 836.5 MHz; Duty Cycle: 1:1
 Medium parameters used: $f = 836.5$ MHz; $\sigma = 0.955$ S/m; $\epsilon_r = 57.254$; $\rho = 1000$ kg/m³ ;
 Phantom section: Right Section

DASY5 Configuration:

- Probe: EX3DV4 - SN7329; ConvF(10.23, 10.23, 10.23); Calibrated: 2018/9/30;
- Sensor-Surface: 1.4mm (Mechanical Surface Detection)
- Electronics: DAE4 Sn772; Calibrated: 2018/9/28
- Phantom: Triple Flat Phantom 5.1C; Type: QD 000 P51 CA; Serial: Serial: 1130
- Measurement SW: DASY52, Version 52.8 (8);

Area Scan (111x41x1): Interpolated grid: dx=1.500 mm, dy=1.500 mm

Maximum value of SAR (interpolated) = 0.210 W/kg


Zoom Scan (5x5x7)/Cube 0: Measurement grid: dx=8mm, dy=8mm, dz=5mm

Reference Value = 15.29 V/m; Power Drift = -0.09 dB

Peak SAR (extrapolated) = 0.231 W/kg

SAR(1 g) = 0.161 W/kg; SAR(10 g) = 0.113 W/kg

Maximum value of SAR (measured) = 0.207 W/kg



0 dB = 0.207 W/kg = -6.84 dBW/kg

Test Plot 92#: LTE Band 5_Body Right_50%RB_Middle**DUT: Mobile phone; Type: X5516B; Serial: 19012300421**

Communication System: Generic FDD-LTE; Frequency: 836.5 MHz; Duty Cycle: 1:1
 Medium parameters used: $f = 836.5$ MHz; $\sigma = 0.955$ S/m; $\epsilon_r = 57.254$; $\rho = 1000$ kg/m³ ;
 Phantom section: Right Section

DASY5 Configuration:

- Probe: EX3DV4 - SN7329; ConvF(10.23, 10.23, 10.23); Calibrated: 2018/9/30;
- Sensor-Surface: 1.4mm (Mechanical Surface Detection)
- Electronics: DAE4 Sn772; Calibrated: 2018/9/28
- Phantom: Triple Flat Phantom 5.1C; Type: QD 000 P51 CA; Serial: Serial: 1130
- Measurement SW: DASY52, Version 52.8 (8);

Area Scan (111x41x1): Interpolated grid: dx=1.500 mm, dy=1.500 mm

Maximum value of SAR (interpolated) = 0.168 W/kg


Zoom Scan (5x5x7)/Cube 0: Measurement grid: dx=8mm, dy=8mm, dz=5mm

Reference Value = 13.70 V/m; Power Drift = -0.09 dB

Peak SAR (extrapolated) = 0.187 W/kg

SAR(1 g) = 0.130 W/kg; SAR(10 g) = 0.092 W/kg

Maximum value of SAR (measured) = 0.167 W/kg



0 dB = 0.167 W/kg = -7.77 dBW/kg

Test Plot 93#: LTE Band 5_Body Bottom_1RB_Middle**DUT: Mobile phone; Type: X5516B; Serial: 19012300421**

Communication System: Generic FDD-LTE; Frequency: 836.5 MHz; Duty Cycle: 1:1
 Medium parameters used: $f = 836.5$ MHz; $\sigma = 0.955$ S/m; $\epsilon_r = 57.254$; $\rho = 1000$ kg/m³ ;
 Phantom section: Right Section

DASY5 Configuration:

- Probe: EX3DV4 - SN7329; ConvF(10.23, 10.23, 10.23); Calibrated: 2018/9/30;
- Sensor-Surface: 1.4mm (Mechanical Surface Detection)
- Electronics: DAE4 Sn772; Calibrated: 2018/9/28
- Phantom: Triple Flat Phantom 5.1C; Type: QD 000 P51 CA; Serial: Serial: 1130
- Measurement SW: DASY52, Version 52.8 (8);

Area Scan (41x61x1): Interpolated grid: dx=1.500 mm, dy=1.500 mm

Maximum value of SAR (interpolated) = 0.195 W/kg


Zoom Scan (5x5x7)/Cube 0: Measurement grid: dx=8mm, dy=8mm, dz=5mm

Reference Value = 12.32 V/m; Power Drift = -0.14 dB

Peak SAR (extrapolated) = 0.247 W/kg

SAR(1 g) = 0.113 W/kg; SAR(10 g) = 0.062 W/kg

Maximum value of SAR (measured) = 0.188 W/kg



0 dB = 0.188 W/kg = -7.26 dBW/kg

Test Plot 94#: LTE Band 5_Body Bottom_50%RB_Middle**DUT: Mobile phone; Type: X5516B; Serial: 19012300421**

Communication System: Generic FDD-LTE; Frequency: 836.5 MHz; Duty Cycle: 1:1
 Medium parameters used: $f = 836.5$ MHz; $\sigma = 0.955$ S/m; $\epsilon_r = 57.254$; $\rho = 1000$ kg/m³ ;
 Phantom section: Right Section

DASY5 Configuration:

- Probe: EX3DV4 - SN7329; ConvF(10.23, 10.23, 10.23); Calibrated: 2018/9/30;
- Sensor-Surface: 1.4mm (Mechanical Surface Detection)
- Electronics: DAE4 Sn772; Calibrated: 2018/9/28
- Phantom: Triple Flat Phantom 5.1C; Type: QD 000 P51 CA; Serial: Serial: 1130
- Measurement SW: DASY52, Version 52.8 (8);

Area Scan (41x61x1): Interpolated grid: dx=1.500 mm, dy=1.500 mm

Maximum value of SAR (interpolated) = 0.160 W/kg


Zoom Scan (5x5x7)/Cube 0: Measurement grid: dx=8mm, dy=8mm, dz=5mm

Reference Value = 11.14 V/m; Power Drift = -0.15 dB

Peak SAR (extrapolated) = 0.201 W/kg

SAR(1 g) = 0.092 W/kg; SAR(10 g) = 0.051 W/kg

Maximum value of SAR (measured) = 0.153 W/kg



0 dB = 0.153 W/kg = -8.15 dBW/kg

Test Plot 95#: LTE Band 7_Head Left Cheek_1RB_Middle**DUT: Mobile phone; Type: X5516B; Serial: 19012300421**

Communication System: Generic FDD-LTE; Frequency: 2535 MHz; Duty Cycle: 1:1
Medium parameters used: $f = 2535$ MHz; $\sigma = 1.896$ S/m; $\epsilon_r = 39.455$; $\rho = 1000$ kg/m³ ;
Phantom section: Left Section

DASY5 Configuration:

- Probe: EX3DV4 - SN7329; ConvF(7.62, 7.62, 7.62); Calibrated: 2018/9/30;
- Sensor-Surface: 1.4mm (Mechanical Surface Detection)
- Electronics: DAE4 Sn772; Calibrated: 2018/9/28
- Phantom: Twin SAM; Type: Twin SAM V5.0; Serial: 1412
- Measurement SW: DASY52, Version 52.8 (8);

Area Scan (141x71x1): Interpolated grid: dx=1.200 mm, dy=1.200 mm

Maximum value of SAR (interpolated) = 0.0519 W/kg

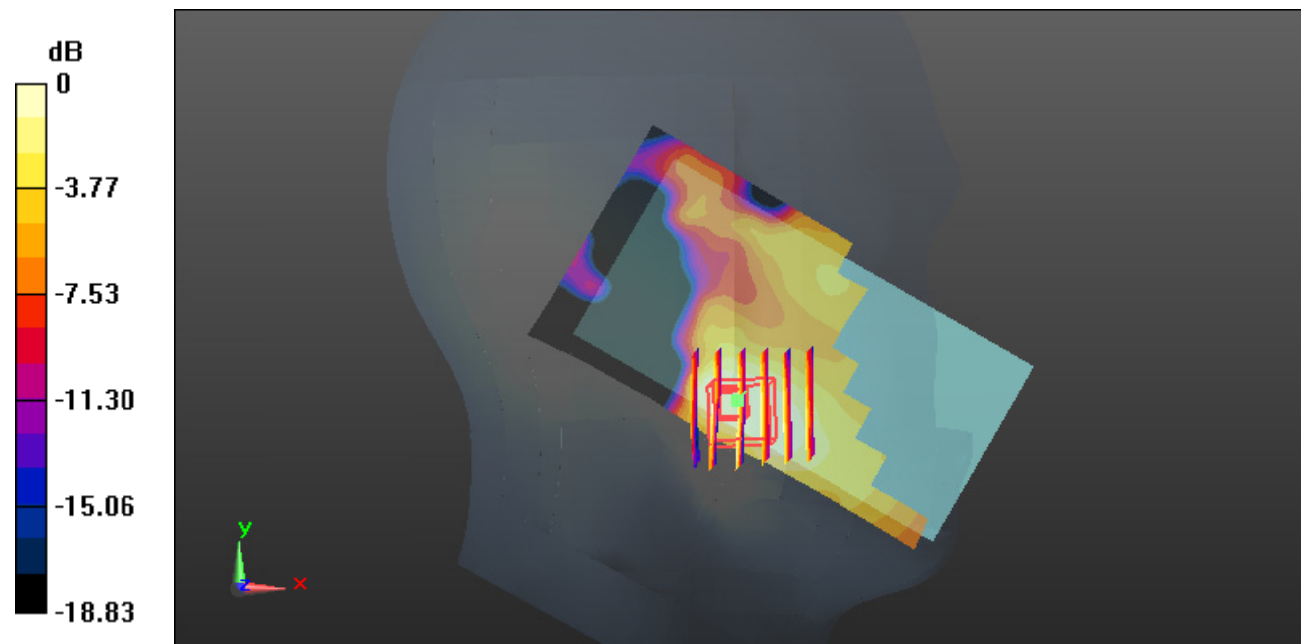
Zoom Scan (6x6x7)/Cube 0: Measurement grid: dx=8mm, dy=8mm, dz=5mm

Reference Value = 0.7510 V/m; Power Drift = -0.01 dB

Peak SAR (extrapolated) = 0.0500 W/kg

SAR(1 g) = 0.032 W/kg; SAR(10 g) = 0.020 W/kg

Maximum value of SAR (measured) = 0.0441 W/kg



0 dB = 0.0441 W/kg = -13.56 dBW/kg

Test Plot 96#: LTE Band 7_Head Left Cheek_50%RB_Middle**DUT: Mobile phone; Type: X5516B; Serial: 19012300421**

Communication System: Generic FDD-LTE; Frequency: 2535 MHz; Duty Cycle: 1:1
 Medium parameters used: $f = 2535$ MHz; $\sigma = 1.896$ S/m; $\epsilon_r = 39.455$; $\rho = 1000$ kg/m³ ;
 Phantom section: Left Section

DASY5 Configuration:

- Probe: EX3DV4 - SN7329; ConvF(7.62, 7.62, 7.62); Calibrated: 2018/9/30;
- Sensor-Surface: 1.4mm (Mechanical Surface Detection)
- Electronics: DAE4 Sn772; Calibrated: 2018/9/28
- Phantom: Twin SAM; Type: Twin SAM V5.0; Serial: 1412
- Measurement SW: DASY52, Version 52.8 (8);

Area Scan (141x71x1): Interpolated grid: dx=1.200 mm, dy=1.200 mm

Maximum value of SAR (interpolated) = 0.0364 W/kg

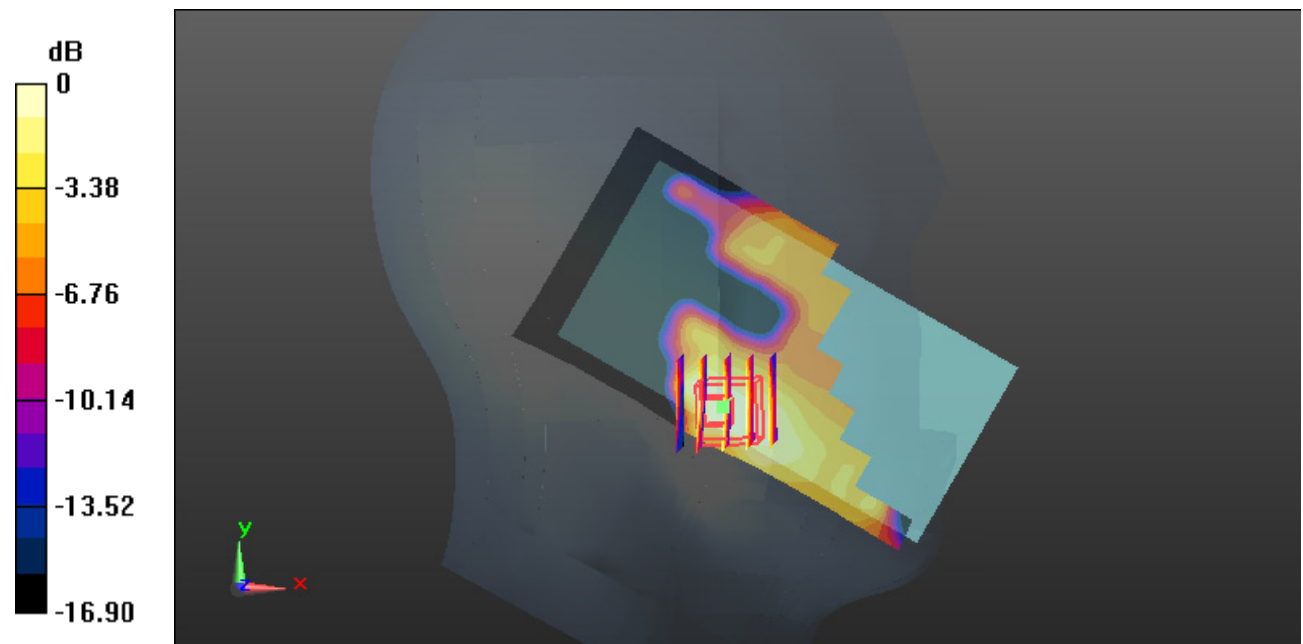
Zoom Scan (5x5x7)/Cube 0: Measurement grid: dx=8mm, dy=8mm, dz=5mm

Reference Value = 0 V/m; Power Drift = 0.05 dB

Peak SAR (extrapolated) = 0.0450 W/kg

SAR(1 g) = 0.028 W/kg; SAR(10 g) = 0.016 W/kg

Maximum value of SAR (measured) = 0.0363 W/kg



0 dB = 0.0363 W/kg = -14.40 dBW/kg

Test Plot 97#: LTE Band 7_Head Left Tilt_1RB_Middle**DUT: Mobile phone; Type: X5516B; Serial: 19012300421**

Communication System: Generic FDD-LTE; Frequency: 2535 MHz; Duty Cycle: 1:1
Medium parameters used: $f = 2535$ MHz; $\sigma = 1.896$ S/m; $\epsilon_r = 39.455$; $\rho = 1000$ kg/m³ ;
Phantom section: Left Section

DASY5 Configuration:

- Probe: EX3DV4 - SN7329; ConvF(7.62, 7.62, 7.62); Calibrated: 2018/9/30;
- Sensor-Surface: 1.4mm (Mechanical Surface Detection)
- Electronics: DAE4 Sn772; Calibrated: 2018/9/28
- Phantom: Twin SAM; Type: Twin SAM V5.0; Serial: 1412
- Measurement SW: DASY52, Version 52.8 (8);

Area Scan (141x81x1): Interpolated grid: dx=1.200 mm, dy=1.200 mm

Maximum value of SAR (interpolated) = 0.0300 W/kg

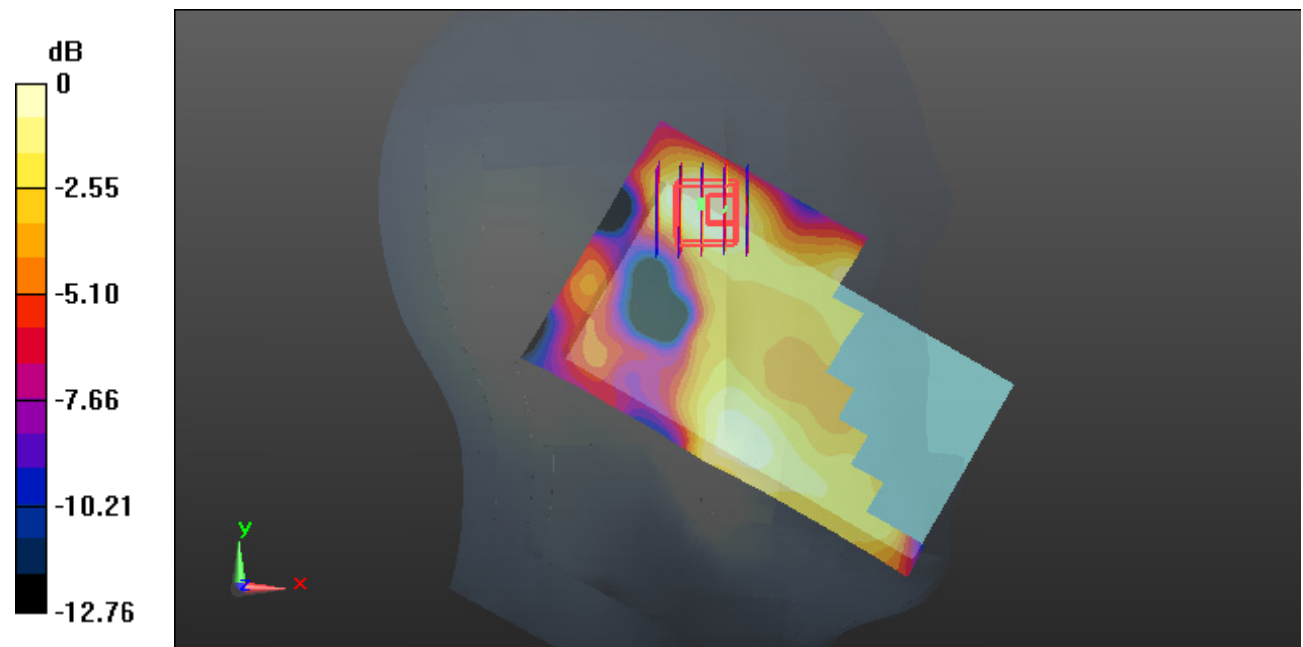
Zoom Scan (5x5x7)/Cube 0: Measurement grid: dx=8mm, dy=8mm, dz=5mm

Reference Value = 1.084 V/m; Power Drift = 0.16 dB

Peak SAR (extrapolated) = 0.0290 W/kg

SAR(1 g) = 0.016 W/kg; SAR(10 g) = 0.0098 W/kg

Maximum value of SAR (measured) = 0.0256 W/kg



0 dB = 0.0256 W/kg = -15.92 dBW/kg

Test Plot 98#: LTE Band 7_Head Left Tilt_50%RB_Middle**DUT: Mobile phone; Type: X5516B; Serial: 19012300421**

Communication System: Generic FDD-LTE; Frequency: 2535 MHz; Duty Cycle: 1:1
Medium parameters used: $f = 2535$ MHz; $\sigma = 1.896$ S/m; $\epsilon_r = 39.455$; $\rho = 1000$ kg/m³ ;
Phantom section: Left Section

DASY5 Configuration:

- Probe: EX3DV4 - SN7329; ConvF(7.62, 7.62, 7.62); Calibrated: 2018/9/30;
- Sensor-Surface: 1.4mm (Mechanical Surface Detection)
- Electronics: DAE4 Sn772; Calibrated: 2018/9/28
- Phantom: Twin SAM; Type: Twin SAM V5.0; Serial: 1412
- Measurement SW: DASY52, Version 52.8 (8);

Area Scan (141x91x1): Interpolated grid: dx=1.200 mm, dy=1.200 mm

Maximum value of SAR (interpolated) = 0.0288 W/kg

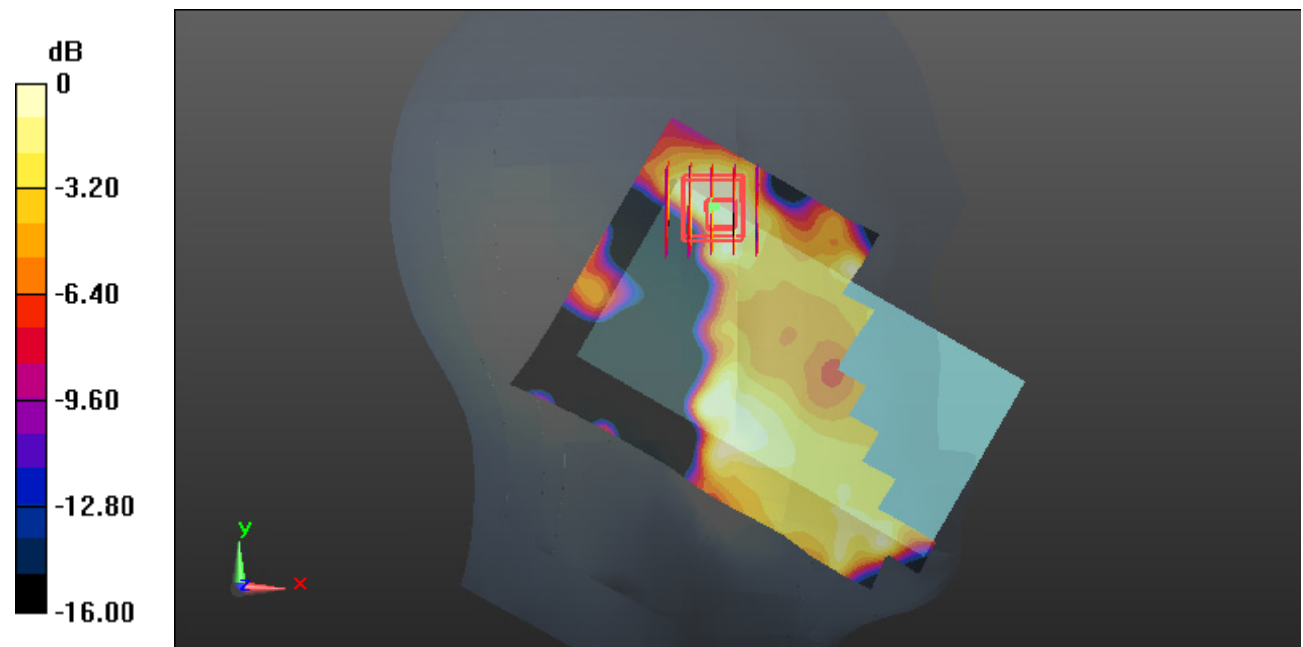
Zoom Scan (5x5x7)/Cube 0: Measurement grid: dx=8mm, dy=8mm, dz=5mm

Reference Value = 0 V/m; Power Drift = 0.04 dB

Peak SAR (extrapolated) = 0.0250 W/kg

SAR(1 g) = 0.013 W/kg; SAR(10 g) = 0.00691 W/kg

Maximum value of SAR (measured) = 0.0202 W/kg



0 dB = 0.0202 W/kg = -16.95 dBW/kg

Test Plot 99#: LTE Band 7_Head Right Cheek_1RB_Middle**DUT: Mobile phone; Type: X5516B; Serial: 19012300421**

Communication System: Generic FDD-LTE; Frequency: 2535 MHz; Duty Cycle: 1:1
Medium parameters used: $f = 2535$ MHz; $\sigma = 1.896$ S/m; $\epsilon_r = 39.455$; $\rho = 1000$ kg/m³ ;
Phantom section: Right Section

DASY5 Configuration:

- Probe: EX3DV4 - SN7329; ConvF(7.62, 7.62, 7.62); Calibrated: 2018/9/30;
- Sensor-Surface: 1.4mm (Mechanical Surface Detection)
- Electronics: DAE4 Sn772; Calibrated: 2018/9/28
- Phantom: Twin SAM; Type: Twin SAM V5.0; Serial: 1412
- Measurement SW: DASY52, Version 52.8 (8);

Area Scan (141x71x1): Interpolated grid: dx=1.200 mm, dy=1.200 mm

Maximum value of SAR (interpolated) = 0.0282 W/kg


Zoom Scan (6x6x7)/Cube 0: Measurement grid: dx=8mm, dy=8mm, dz=5mm

Reference Value = 0.9050 V/m; Power Drift = 0.19 dB

Peak SAR (extrapolated) = 0.0310 W/kg

SAR(1 g) = 0.023 W/kg; SAR(10 g) = 0.00921 W/kg

Maximum value of SAR (measured) = 0.0266 W/kg



0 dB = 0.0266 W/kg = -15.75 dBW/kg

Test Plot 100#: LTE Band 7_Head Right Cheek_50%RB_Middle**DUT: Mobile phone; Type: X5516B; Serial: 19012300421**

Communication System: Generic FDD-LTE; Frequency: 2535 MHz; Duty Cycle: 1:1
Medium parameters used: $f = 2535$ MHz; $\sigma = 1.896$ S/m; $\epsilon_r = 39.455$; $\rho = 1000$ kg/m³ ;
Phantom section: Right Section

DASY5 Configuration:

- Probe: EX3DV4 - SN7329; ConvF(7.62, 7.62, 7.62); Calibrated: 2018/9/30;
- Sensor-Surface: 1.4mm (Mechanical Surface Detection)
- Electronics: DAE4 Sn772; Calibrated: 2018/9/28
- Phantom: Twin SAM; Type: Twin SAM V5.0; Serial: 1412
- Measurement SW: DASY52, Version 52.8 (8);

Area Scan (141x71x1): Interpolated grid: dx=1.200 mm, dy=1.200 mm

Maximum value of SAR (interpolated) = 0.0355 W/kg


Zoom Scan (7x6x7)/Cube 0: Measurement grid: dx=8mm, dy=8mm, dz=5mm

Reference Value = 1.407 V/m; Power Drift = 0.14 dB

Peak SAR (extrapolated) = 0.0320 W/kg

SAR(1 g) = 0.020 W/kg; SAR(10 g) = 0.012 W/kg

Maximum value of SAR (measured) = 0.0257 W/kg



0 dB = 0.0257 W/kg = -15.90 dBW/kg

Test Plot 101#: LTE Band 7_Head Right Tilt_1RB_Middle**DUT: Mobile phone; Type: X5516B; Serial: 19012300421**

Communication System: Generic FDD-LTE; Frequency: 2535 MHz; Duty Cycle: 1:1
Medium parameters used: $f = 2535$ MHz; $\sigma = 1.896$ S/m; $\epsilon_r = 39.455$; $\rho = 1000$ kg/m³ ;
Phantom section: Right Section

DASY5 Configuration:

- Probe: EX3DV4 - SN7329; ConvF(7.62, 7.62, 7.62); Calibrated: 2018/9/30;
- Sensor-Surface: 1.4mm (Mechanical Surface Detection)
- Electronics: DAE4 Sn772; Calibrated: 2018/9/28
- Phantom: Twin SAM; Type: Twin SAM V5.0; Serial: 1412
- Measurement SW: DASY52, Version 52.8 (8);

Area Scan (141x71x1): Interpolated grid: dx=1.200 mm, dy=1.200 mm

Maximum value of SAR (interpolated) = 0.0342 W/kg

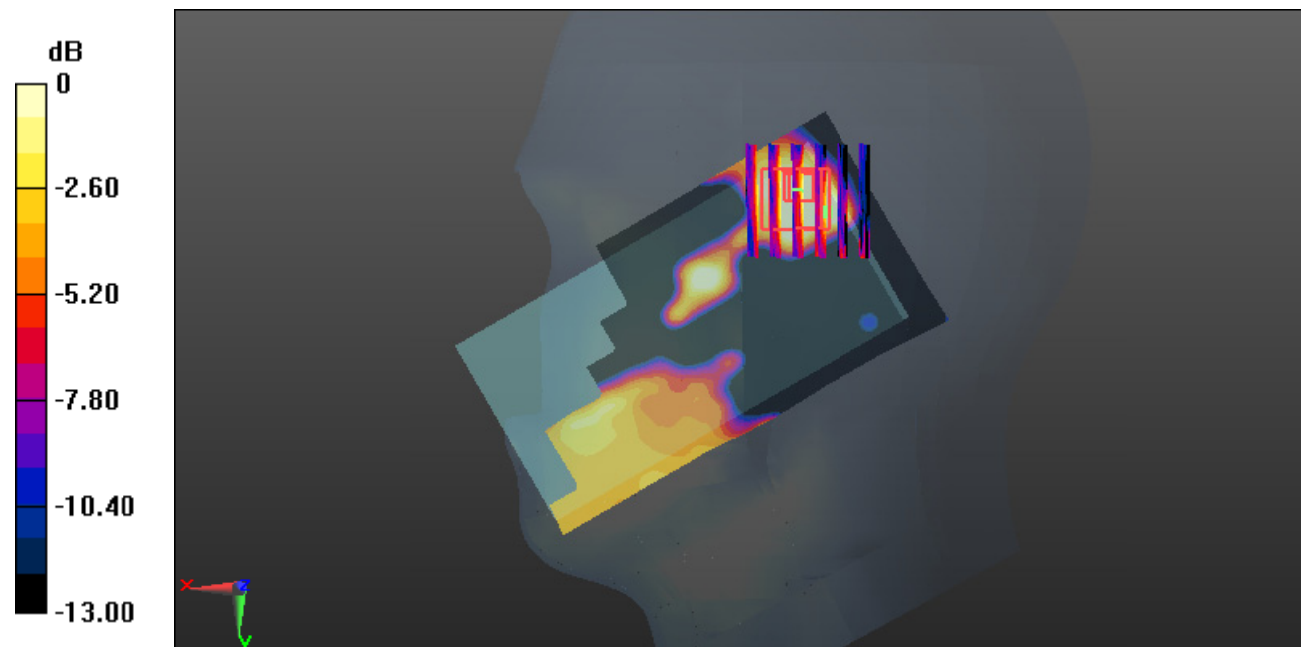
Zoom Scan (6x6x7)/Cube 0: Measurement grid: dx=8mm, dy=8mm, dz=5mm

Reference Value = 2.099 V/m; Power Drift = 0.17 dB

Peak SAR (extrapolated) = 0.0550 W/kg

SAR(1 g) = 0.013 W/kg; SAR(10 g) = 0.00668 W/kg

Maximum value of SAR (measured) = 0.0197 W/kg



0 dB = 0.0197 W/kg = -17.06 dBW/kg

Test Plot 102#: LTE Band 7_Head Right Tilt_50%RB_Middle**DUT: Mobile phone; Type: X5516B; Serial: 19012300421**

Communication System: Generic FDD-LTE; Frequency: 2535 MHz; Duty Cycle: 1:1
 Medium parameters used: $f = 2535$ MHz; $\sigma = 1.896$ S/m; $\epsilon_r = 39.455$; $\rho = 1000$ kg/m³ ;
 Phantom section: Right Section

DASY5 Configuration:

- Probe: EX3DV4 - SN7329; ConvF(7.62, 7.62, 7.62); Calibrated: 2018/9/30;
- Sensor-Surface: 1.4mm (Mechanical Surface Detection)
- Electronics: DAE4 Sn772; Calibrated: 2018/9/28
- Phantom: Twin SAM; Type: Twin SAM V5.0; Serial: 1412
- Measurement SW: DASY52, Version 52.8 (8);

Area Scan (141x71x1): Interpolated grid: dx=1.200 mm, dy=1.200 mm

Maximum value of SAR (interpolated) = 0.0488 W/kg


Zoom Scan (6x6x7)/Cube 0: Measurement grid: dx=8mm, dy=8mm, dz=5mm

Reference Value = 2.095 V/m; Power Drift = 0.12 dB

Peak SAR (extrapolated) = 0.0287 W/kg

SAR(1 g) = 0.011 W/kg; SAR(10 g) = 0.0041 W/kg

Maximum value of SAR (measured) = 0.0190 W/kg



0 dB = 0.0190 W/kg = -17.21 dBW/kg

Test Plot 103#: LTE Band 7_Body Back_1RB_Middle**DUT: Mobile phone; Type: X5516B; Serial: 19012300421**

Communication System: Generic FDD-LTE; Frequency: 2535 MHz; Duty Cycle: 1:1
 Medium parameters used: $f = 2535$ MHz; $\sigma = 2.108$ S/m; $\epsilon_r = 52.682$; $\rho = 1000$ kg/m³ ;
 Phantom section: Center Section

DASY5 Configuration:

- Probe: EX3DV4 - SN7329; ConvF(7.47, 7.47, 7.47); Calibrated: 2018/9/30;
- Sensor-Surface: 1.4mm (Mechanical Surface Detection)
- Electronics: DAE4 Sn772; Calibrated: 2018/9/28
- Phantom: Triple Flat Phantom 5.1C; Type: QD 000 P51 CA; Serial: Serial: 1130
- Measurement SW: DASY52, Version 52.8 (8);

Area Scan (141x71x1): Interpolated grid: dx=1.200 mm, dy=1.200 mm

Maximum value of SAR (interpolated) = 0.814 W/kg

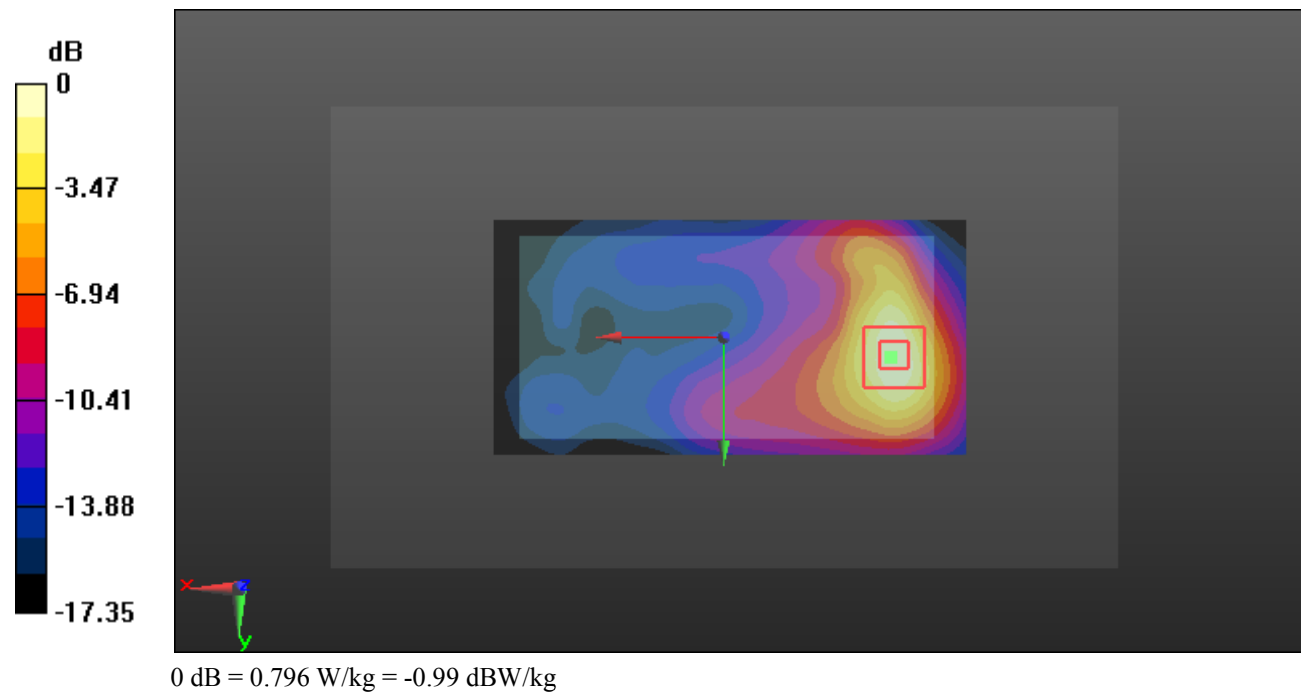
Zoom Scan (5x5x7)/Cube 0: Measurement grid: dx=8mm, dy=8mm, dz=5mm

Reference Value = 4.247 V/m; Power Drift = -0.15 dB

Peak SAR (extrapolated) = 0.963 W/kg

SAR(1 g) = 0.508 W/kg; SAR(10 g) = 0.262 W/kg

Maximum value of SAR (measured) = 0.796 W/kg



Test Plot 104#: LTE Band 7_Body Back_50%RB_Middle**DUT: Mobile phone; Type: X5516B; Serial: 19012300421**

Communication System: Generic FDD-LTE; Frequency: 2535 MHz; Duty Cycle: 1:1
 Medium parameters used: $f = 2535$ MHz; $\sigma = 2.108$ S/m; $\epsilon_r = 52.682$; $\rho = 1000$ kg/m³ ;
 Phantom section: Center Section

DASY5 Configuration:

- Probe: EX3DV4 - SN7329; ConvF(7.47, 7.47, 7.47); Calibrated: 2018/9/30;
- Sensor-Surface: 1.4mm (Mechanical Surface Detection)
- Electronics: DAE4 Sn772; Calibrated: 2018/9/28
- Phantom: Triple Flat Phantom 5.1C; Type: QD 000 P51 CA; Serial: Serial: 1130
- Measurement SW: DASY52, Version 52.8 (8);

Area Scan (141x71x1): Interpolated grid: dx=1.200 mm, dy=1.200 mm

Maximum value of SAR (interpolated) = 0.630 W/kg


Zoom Scan (5x5x7)/Cube 0: Measurement grid: dx=8mm, dy=8mm, dz=5mm

Reference Value = 3.570 V/m; Power Drift = -0.15 dB

Peak SAR (extrapolated) = 0.747 W/kg

SAR(1 g) = 0.394 W/kg; SAR(10 g) = 0.204 W/kg

Maximum value of SAR (measured) = 0.617 W/kg



Test Plot 105#: LTE Band 7_Body Left_1RB_Middle**DUT: Mobile phone; Type: X5516B; Serial: 19012300421**

Communication System: Generic FDD-LTE; Frequency: 2535 MHz; Duty Cycle: 1:1
 Medium parameters used: $f = 2535$ MHz; $\sigma = 2.108$ S/m; $\epsilon_r = 52.682$; $\rho = 1000$ kg/m³ ;
 Phantom section: Center Section

DASY5 Configuration:

- Probe: EX3DV4 - SN7329; ConvF(7.47, 7.47, 7.47); Calibrated: 2018/9/30;
- Sensor-Surface: 1.4mm (Mechanical Surface Detection)
- Electronics: DAE4 Sn772; Calibrated: 2018/9/28
- Phantom: Triple Flat Phantom 5.1C; Type: QD 000 P51 CA; Serial: Serial: 1130
- Measurement SW: DASY52, Version 52.8 (8);

Area Scan (141x51x1): Interpolated grid: dx=1.200 mm, dy=1.200 mm

Maximum value of SAR (interpolated) = 0.149 W/kg

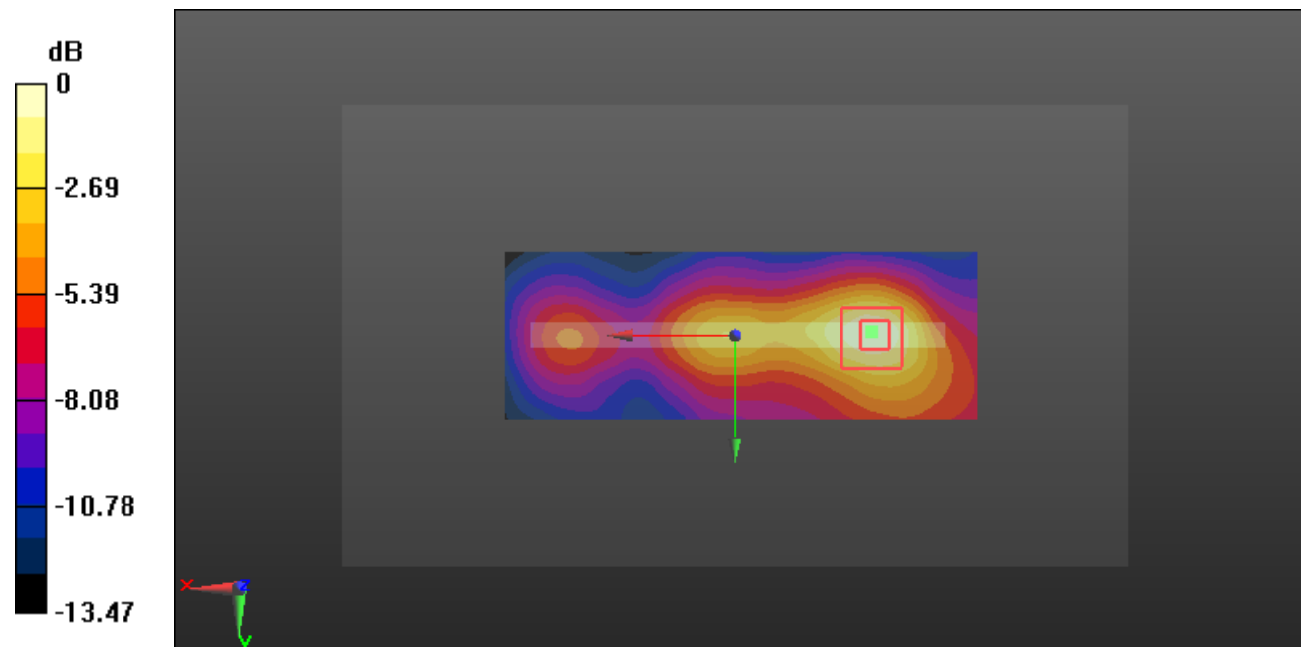
Zoom Scan (5x5x7)/Cube 0: Measurement grid: dx=8mm, dy=8mm, dz=5mm

Reference Value = 6.310 V/m; Power Drift = -0.05 dB

Peak SAR (extrapolated) = 0.178 W/kg

SAR(1 g) = 0.093 W/kg; SAR(10 g) = 0.051 W/kg

Maximum value of SAR (measured) = 0.144 W/kg



Test Plot 106#: LTE Band 7_Body Left_50%RB_Middle**DUT: Mobile phone; Type: X5516B; Serial: 19012300421**

Communication System: Generic FDD-LTE; Frequency: 2535 MHz; Duty Cycle: 1:1
 Medium parameters used: $f = 2535$ MHz; $\sigma = 2.108$ S/m; $\epsilon_r = 52.682$; $\rho = 1000$ kg/m³ ;
 Phantom section: Center Section

DASY5 Configuration:

- Probe: EX3DV4 - SN7329; ConvF(7.47, 7.47, 7.47); Calibrated: 2018/9/30;
- Sensor-Surface: 1.4mm (Mechanical Surface Detection)
- Electronics: DAE4 Sn772; Calibrated: 2018/9/28
- Phantom: Triple Flat Phantom 5.1C; Type: QD 000 P51 CA; Serial: Serial: 1130
- Measurement SW: DASY52, Version 52.8 (8);

Area Scan (141x51x1): Interpolated grid: dx=1.200 mm, dy=1.200 mm

Maximum value of SAR (interpolated) = 0.116 W/kg

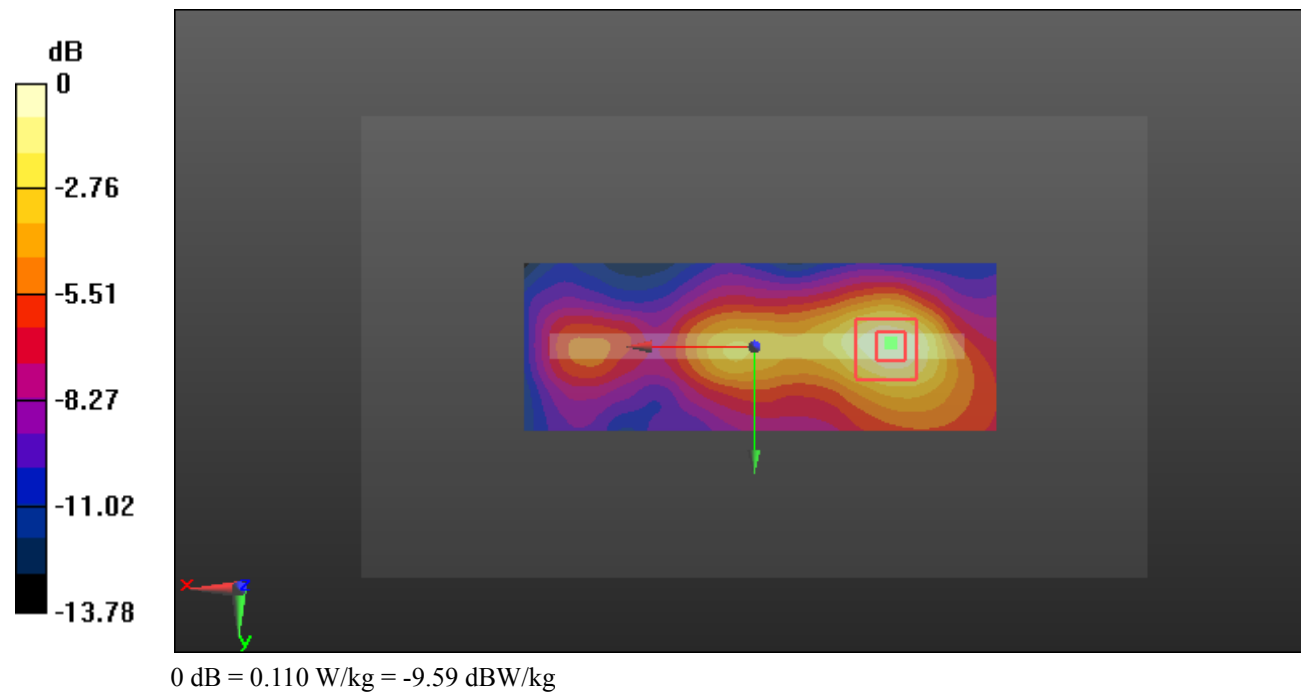
Zoom Scan (5x5x7)/Cube 0: Measurement grid: dx=8mm, dy=8mm, dz=5mm

Reference Value = 5.575 V/m; Power Drift = -0.15 dB

Peak SAR (extrapolated) = 0.133 W/kg

SAR(1 g) = 0.071 W/kg; SAR(10 g) = 0.039 W/kg

Maximum value of SAR (measured) = 0.110 W/kg



Test Plot 107#: LTE Band 7_Body Right_1RB_Middle**DUT: Mobile phone; Type: X5516B; Serial: 19012300421**

Communication System: Generic FDD-LTE; Frequency: 2535 MHz; Duty Cycle: 1:1
 Medium parameters used: $f = 2535$ MHz; $\sigma = 2.108$ S/m; $\epsilon_r = 52.682$; $\rho = 1000$ kg/m³ ;
 Phantom section: Center Section

DASY5 Configuration:

- Probe: EX3DV4 - SN7329; ConvF(7.47, 7.47, 7.47); Calibrated: 2018/9/30;
- Sensor-Surface: 1.4mm (Mechanical Surface Detection)
- Electronics: DAE4 Sn772; Calibrated: 2018/9/28
- Phantom: Triple Flat Phantom 5.1C; Type: QD 000 P51 CA; Serial: Serial: 1130
- Measurement SW: DASY52, Version 52.8 (8);

Area Scan (151x51x1): Interpolated grid: dx=1.200 mm, dy=1.200 mm

Maximum value of SAR (interpolated) = 0.0762 W/kg


Zoom Scan (6x5x7)/Cube 0: Measurement grid: dx=8mm, dy=8mm, dz=5mm

Reference Value = 4.140 V/m; Power Drift = 0.12 dB

Peak SAR (extrapolated) = 0.0940 W/kg

SAR(1 g) = 0.052 W/kg; SAR(10 g) = 0.032 W/kg

Maximum value of SAR (measured) = 0.0735 W/kg



Test Plot 108#: LTE Band 7_Body Right_50%RB_Middle**DUT: Mobile phone; Type: X5516B; Serial: 19012300421**

Communication System: Generic FDD-LTE; Frequency: 2535 MHz; Duty Cycle: 1:1
 Medium parameters used: $f = 2535$ MHz; $\sigma = 2.108$ S/m; $\epsilon_r = 52.682$; $\rho = 1000$ kg/m³ ;
 Phantom section: Center Section

DASY5 Configuration:

- Probe: EX3DV4 - SN7329; ConvF(7.47, 7.47, 7.47); Calibrated: 2018/9/30;
- Sensor-Surface: 1.4mm (Mechanical Surface Detection)
- Electronics: DAE4 Sn772; Calibrated: 2018/9/28
- Phantom: Triple Flat Phantom 5.1C; Type: QD 000 P51 CA; Serial: Serial: 1130
- Measurement SW: DASY52, Version 52.8 (8);

Area Scan (141x51x1): Interpolated grid: dx=1.200 mm, dy=1.200 mm

Maximum value of SAR (interpolated) = 0.0579 W/kg


Zoom Scan (6x6x7)/Cube 0: Measurement grid: dx=8mm, dy=8mm, dz=5mm

Reference Value = 3.750 V/m; Power Drift = -0.02 dB

Peak SAR (extrapolated) = 0.0700 W/kg

SAR(1 g) = 0.044 W/kg; SAR(10 g) = 0.027 W/kg

Maximum value of SAR (measured) = 0.0588 W/kg



Test Plot 109#: LTE Band 7_Body Bottom_1RB_Middle**DUT: Mobile phone; Type: X5516B; Serial: 19012300421**

Communication System: Generic FDD-LTE; Frequency: 2535 MHz; Duty Cycle: 1:1
 Medium parameters used: $f = 2535$ MHz; $\sigma = 2.108$ S/m; $\epsilon_r = 52.682$; $\rho = 1000$ kg/m³ ;
 Phantom section: Center Section

DASY5 Configuration:

- Probe: EX3DV4 - SN7329; ConvF(7.47, 7.47, 7.47); Calibrated: 2018/9/30;
- Sensor-Surface: 1.4mm (Mechanical Surface Detection)
- Electronics: DAE4 Sn772; Calibrated: 2018/9/28
- Phantom: Triple Flat Phantom 5.1C; Type: QD 000 P51 CA; Serial: Serial: 1130
- Measurement SW: DASY52, Version 52.8 (8);

Area Scan (51x71x1): Interpolated grid: dx=1.200 mm, dy=1.200 mm

Maximum value of SAR (interpolated) = 0.768 W/kg

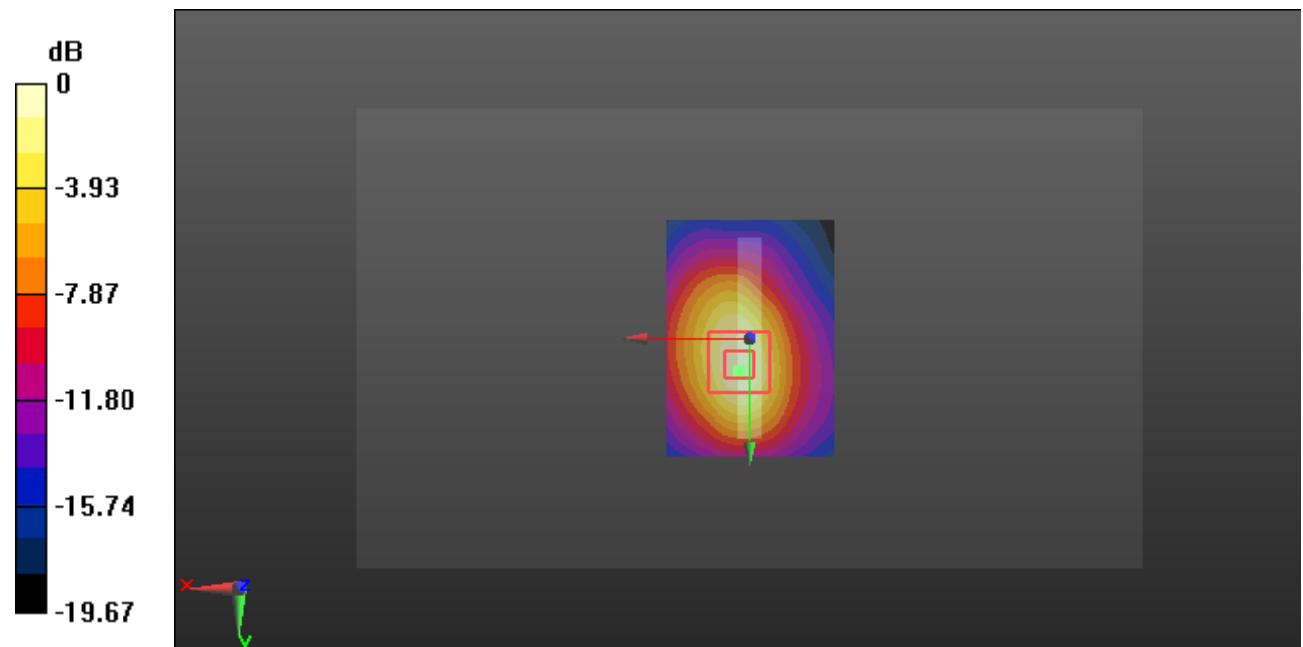
Zoom Scan (5x5x7)/Cube 0: Measurement grid: dx=8mm, dy=8mm, dz=5mm

Reference Value = 16.87 V/m; Power Drift = 0.03 dB

Peak SAR (extrapolated) = 0.949 W/kg

SAR(1 g) = 0.485 W/kg; SAR(10 g) = 0.241 W/kg

Maximum value of SAR (measured) = 0.772 W/kg



Test Plot 110#: LTE Band 7_Body Bottom_50%RB_Middle**DUT: Mobile phone; Type: X5516B; Serial: 19012300421**

Communication System: Generic FDD-LTE; Frequency: 2535 MHz; Duty Cycle: 1:1
 Medium parameters used: $f = 2535$ MHz; $\sigma = 2.108$ S/m; $\epsilon_r = 52.682$; $\rho = 1000$ kg/m³ ;
 Phantom section: Center Section

DASY5 Configuration:

- Probe: EX3DV4 - SN7329; ConvF(7.47, 7.47, 7.47); Calibrated: 2018/9/30;
- Sensor-Surface: 1.4mm (Mechanical Surface Detection)
- Electronics: DAE4 Sn772; Calibrated: 2018/9/28
- Phantom: Triple Flat Phantom 5.1C; Type: QD 000 P51 CA; Serial: Serial: 1130
- Measurement SW: DASY52, Version 52.8 (8);

Area Scan (51x71x1): Interpolated grid: dx=1.200 mm, dy=1.200 mm

Maximum value of SAR (interpolated) = 0.595 W/kg

Zoom Scan (5x5x7)/Cube 0: Measurement grid: dx=8mm, dy=8mm, dz=5mm

Reference Value = 15.19 V/m; Power Drift = -0.13 dB

Peak SAR (extrapolated) = 0.728 W/kg

SAR(1 g) = 0.371 W/kg; SAR(10 g) = 0.184 W/kg

Maximum value of SAR (measured) = 0.590 W/kg

