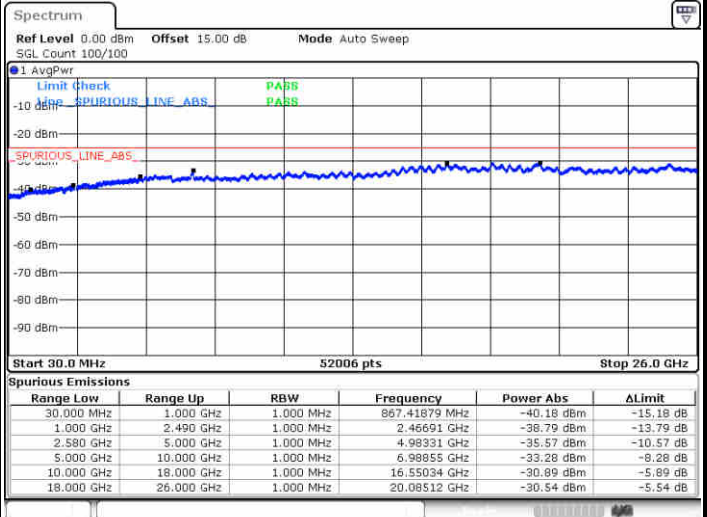
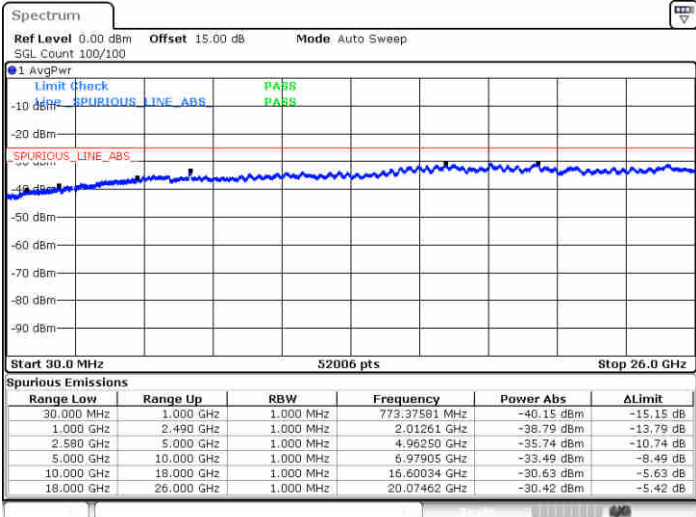




LTE Band 7 / 5MHz

Highest Channel / QPSK

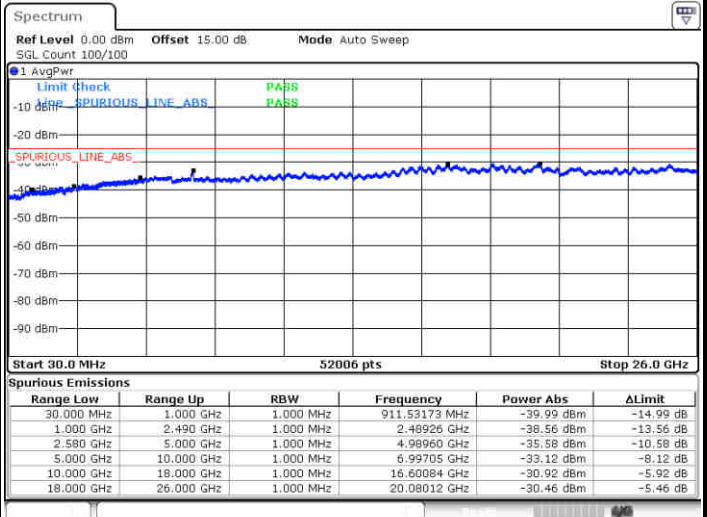
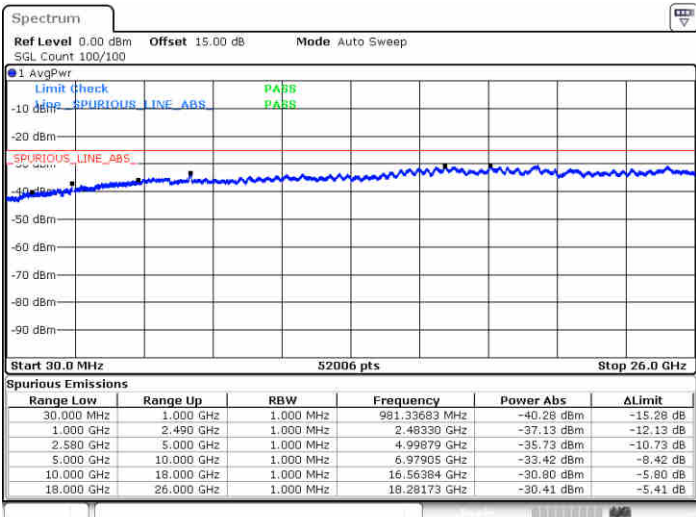
Highest Channel / 16QAM



LTE Band 7 / 10MHz

Lowest Channel / QPSK

Lowest Channel / 16QAM

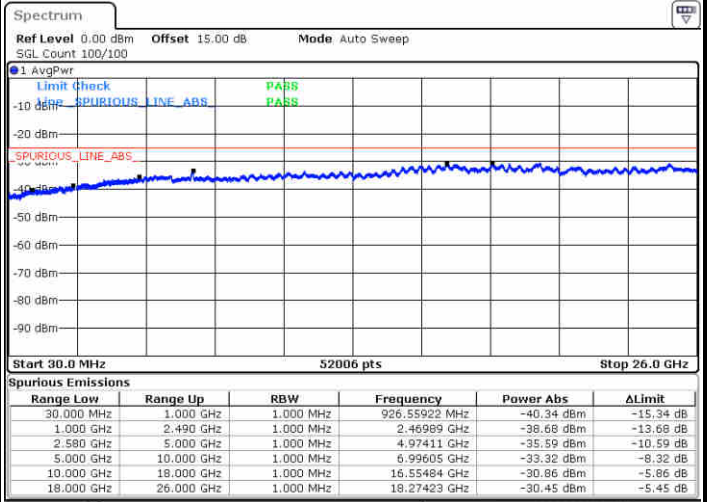
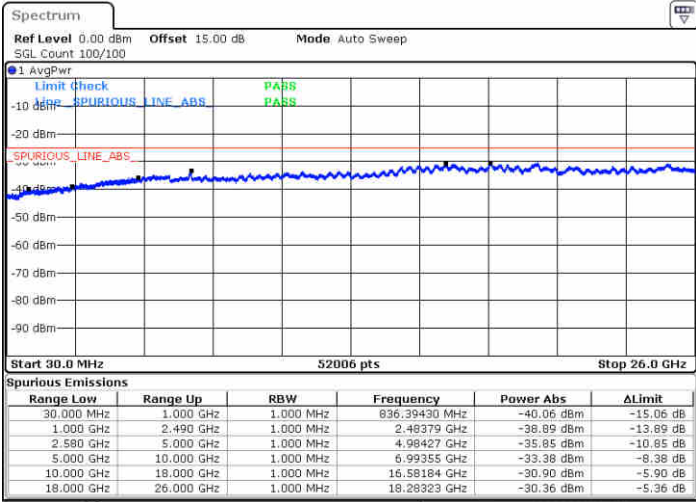




LTE Band 7 / 10MHz

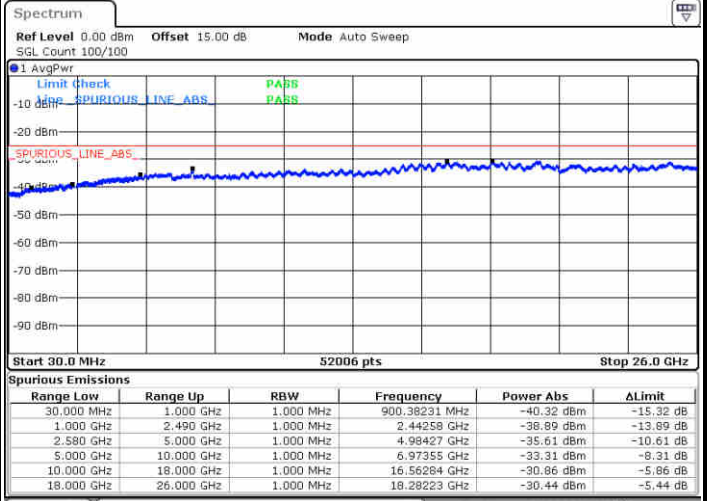
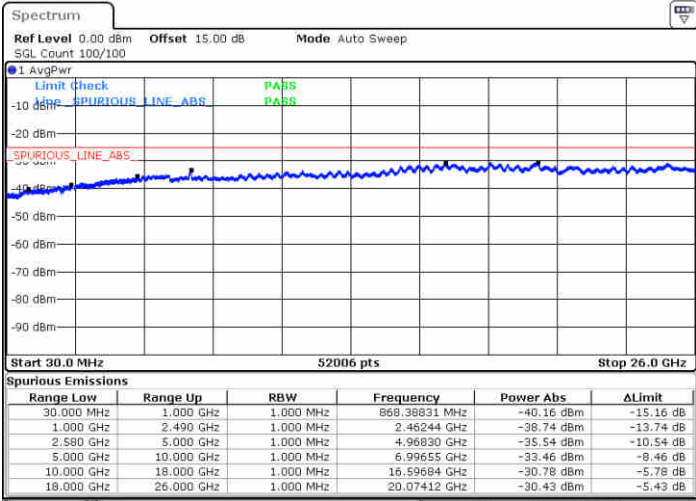
Middle Channel / QPSK

Middle Channel / 16QAM



Highest Channel / QPSK

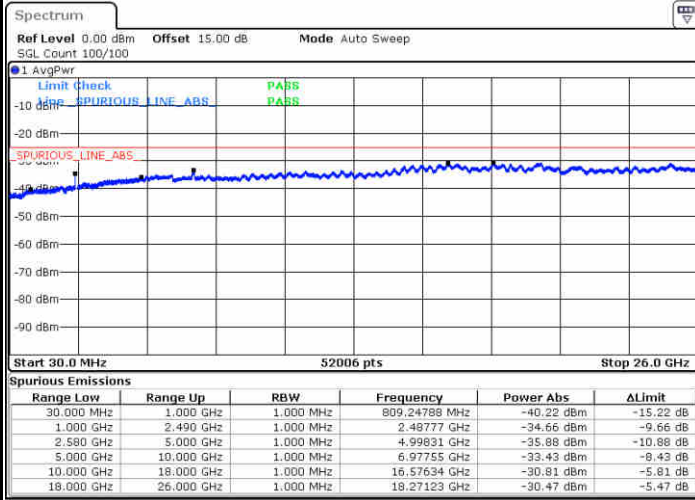
Highest Channel / 16QAM



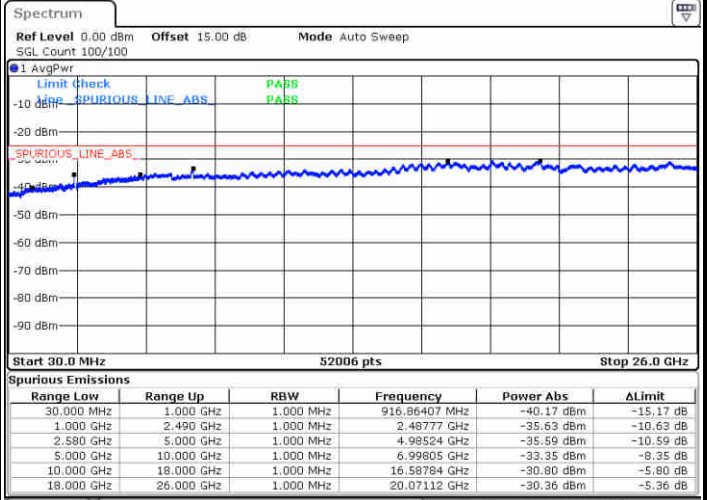


LTE Band 7 / 15MHz

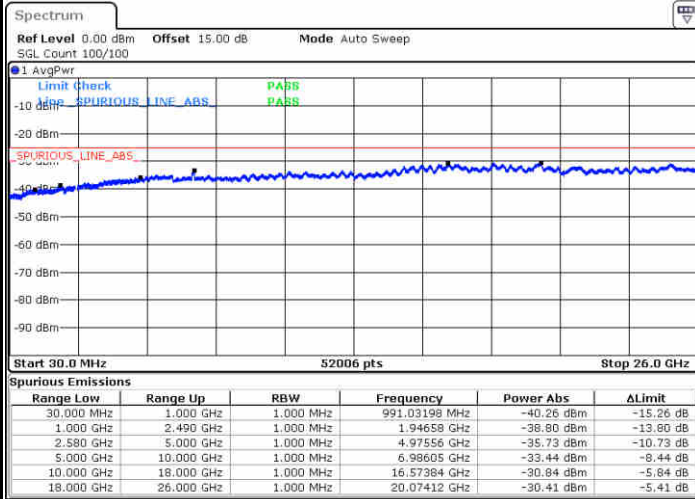
Lowest Channel / QPSK



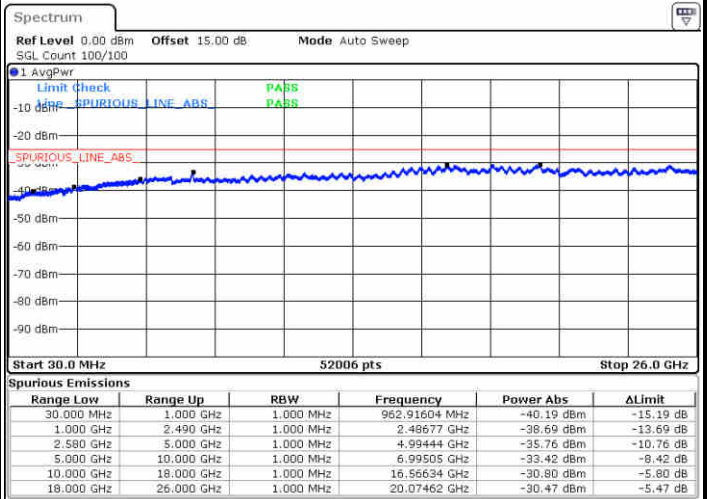
Lowest Channel / 16QAM



Middle Channel / QPSK



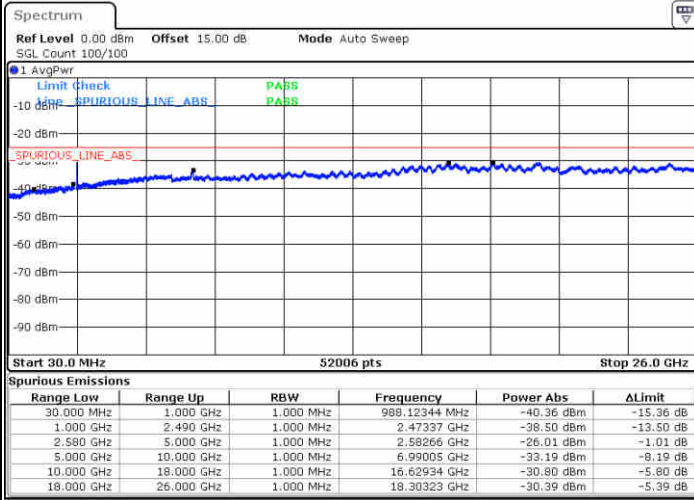
Middle Channel / 16QAM



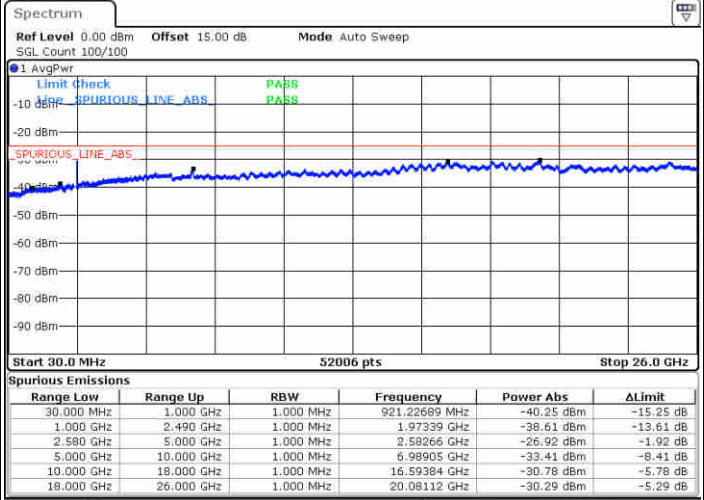


LTE Band7 / 15MHz

Highest Channel / QPSK

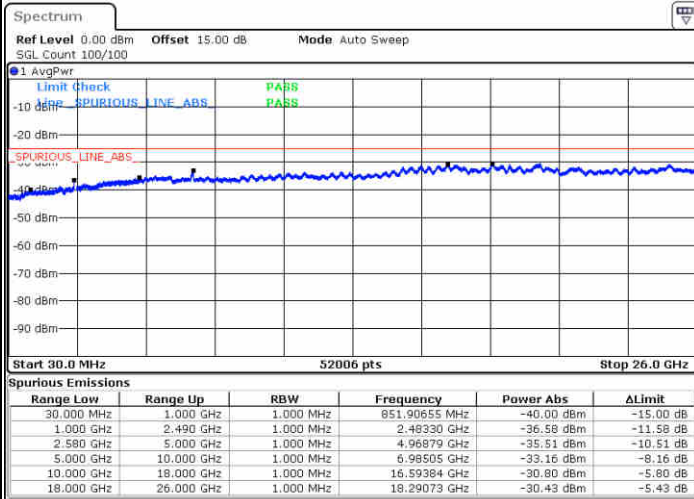


Highest Channel / 16QAM

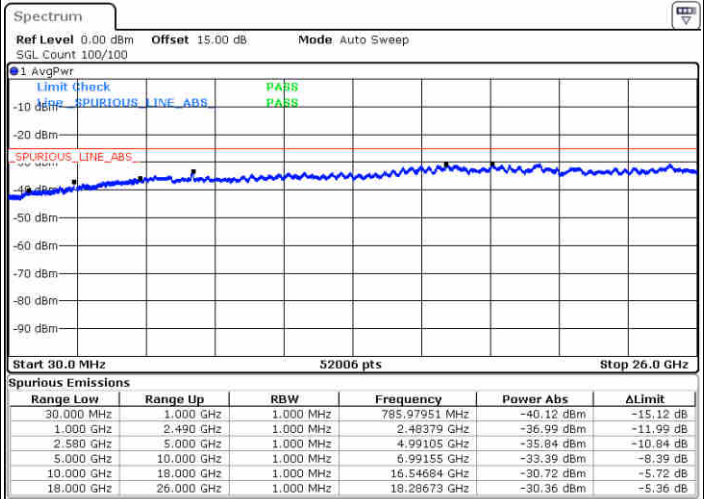


LTE Band 7 / 20MHz

Lowest Channel / QPSK



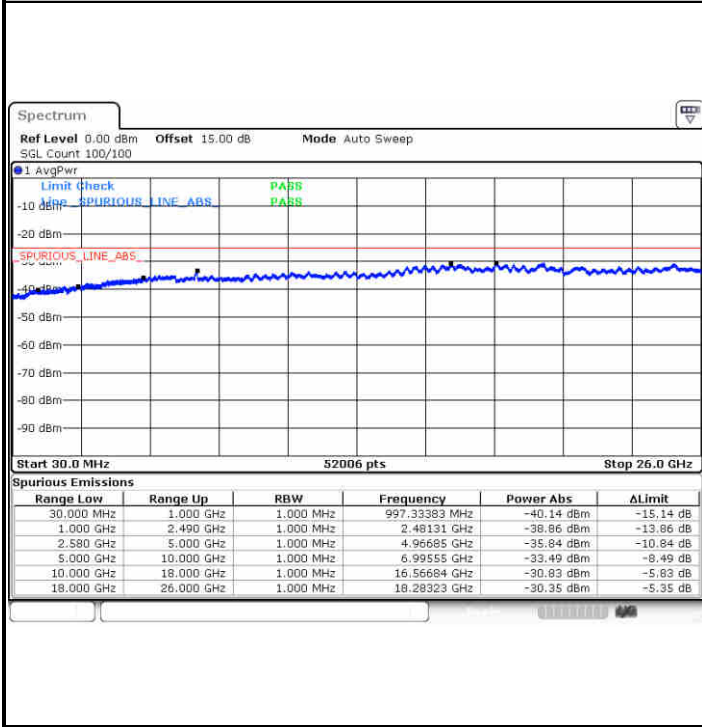
Lowest Channel / 16QAM



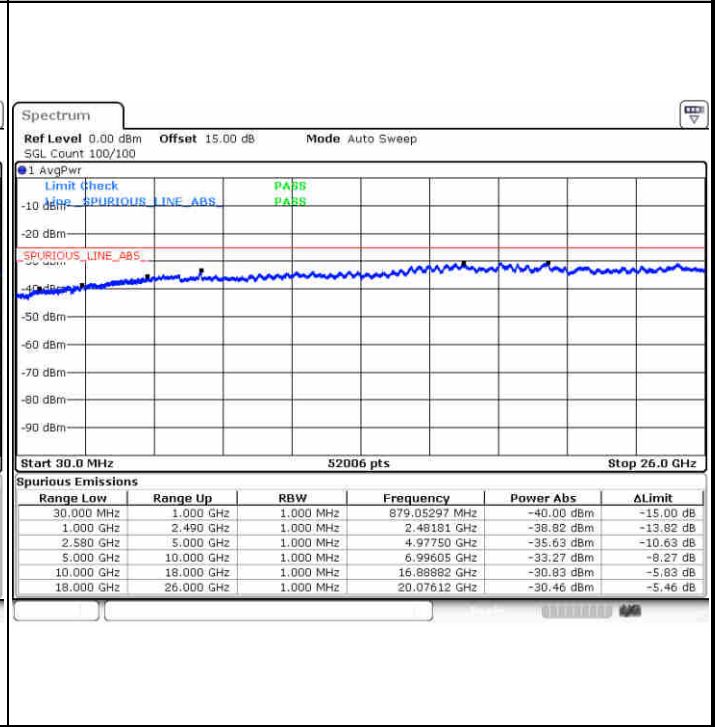


LTE Band 7 / 20MHz

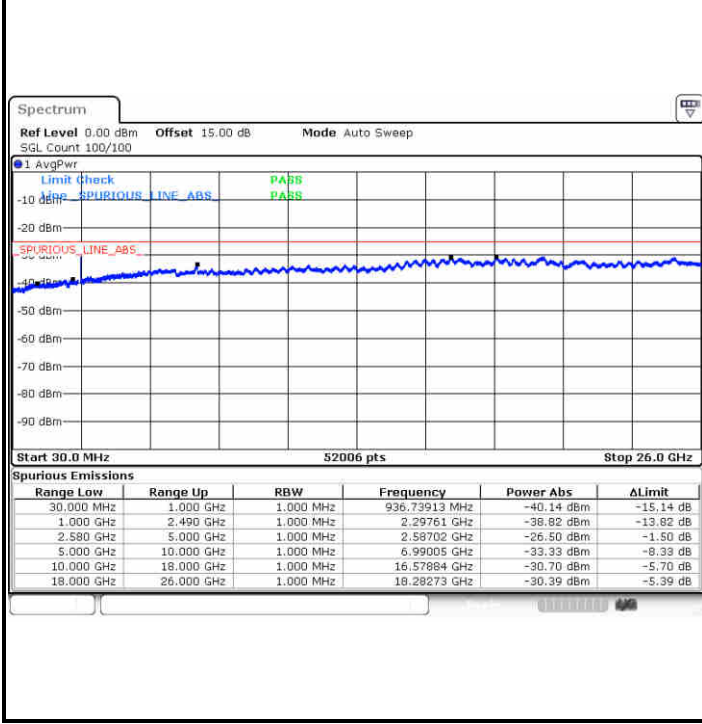
Middle Channel / QPSK



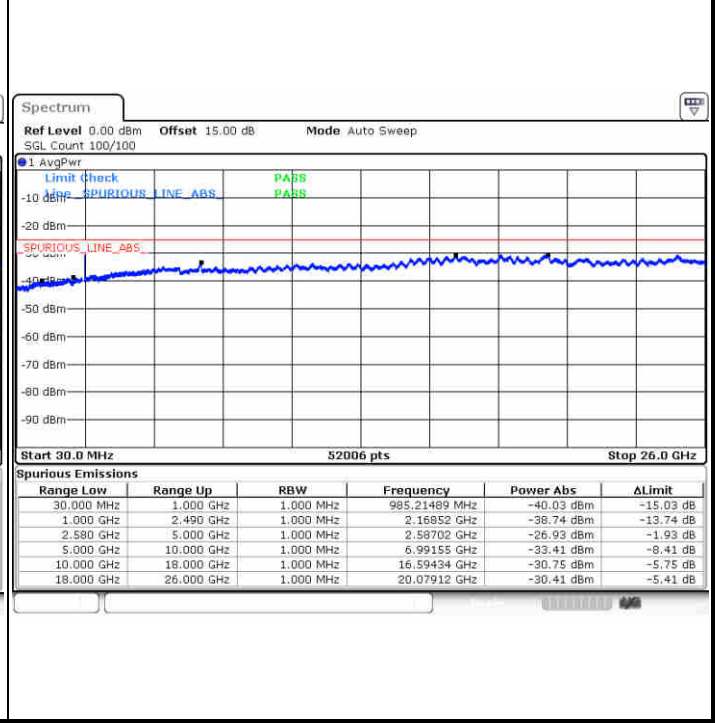
Middle Channel / 16QAM



Highest Channel / QPSK



Highest Channel / 16QAM

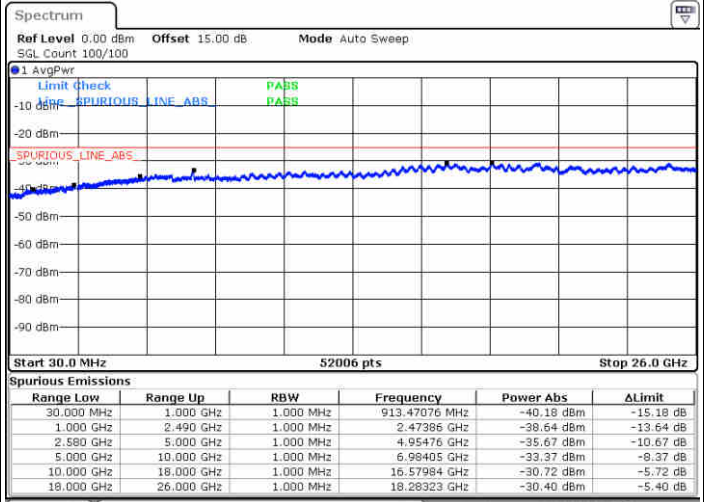
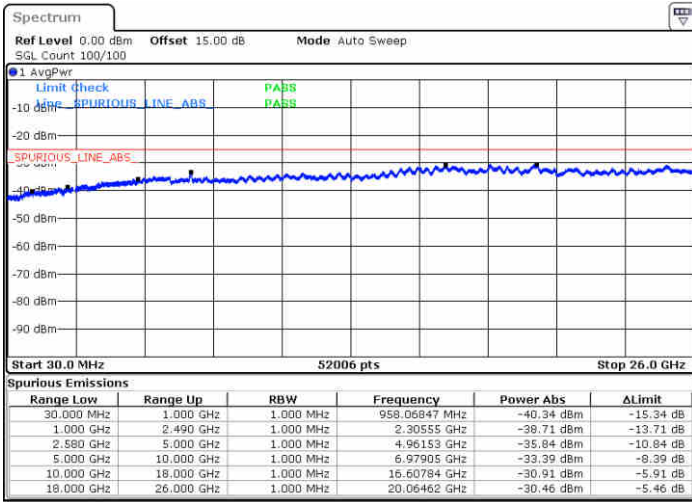




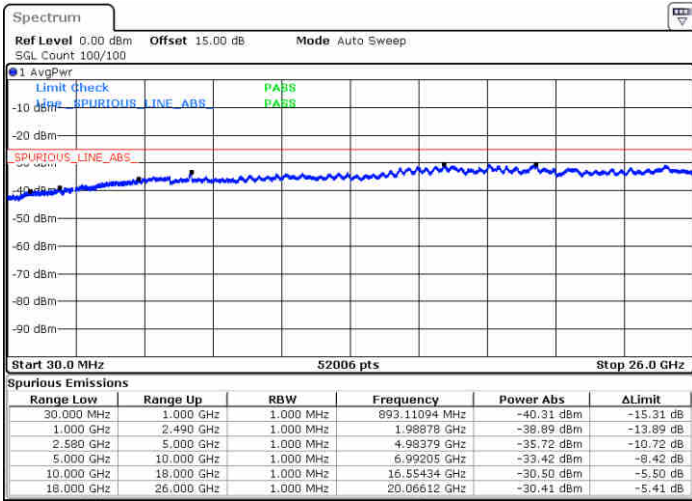
LTE Band 7 / 5MHz

Lowest Channel / 64QAM

Middle Channel / 64QAM



Highest Channel / 64QAM

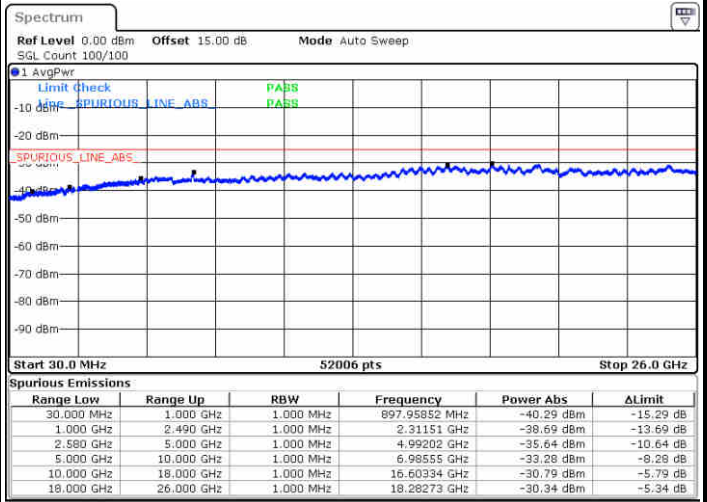
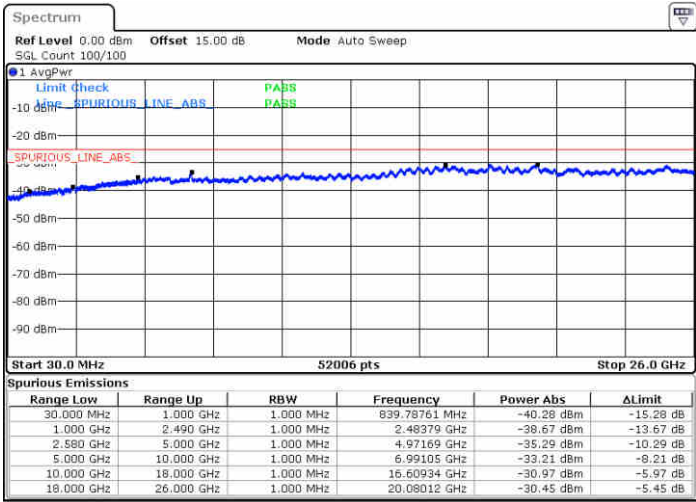




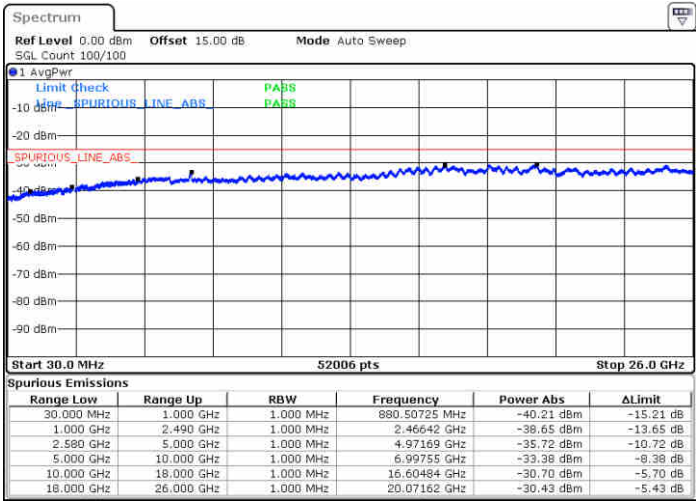
LTE Band 7 / 10MHz

Lowest Channel / 64QAM

Middle Channel / 64QAM



Highest Channel / 64QAM

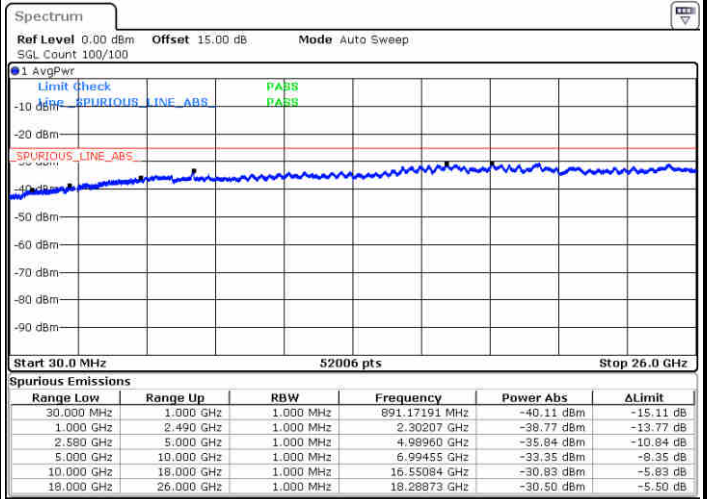
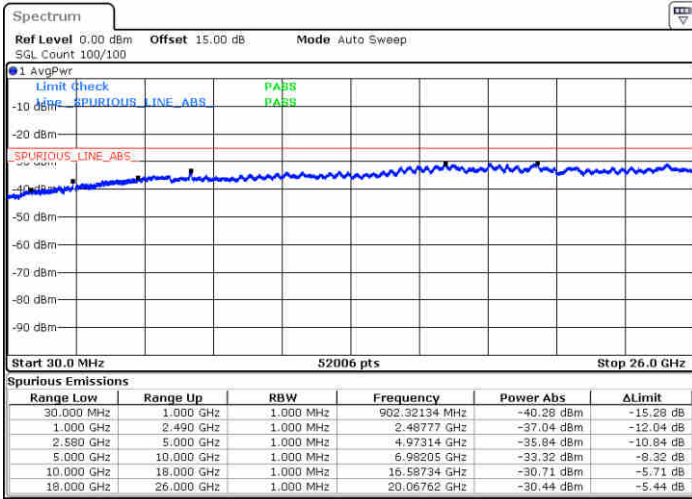




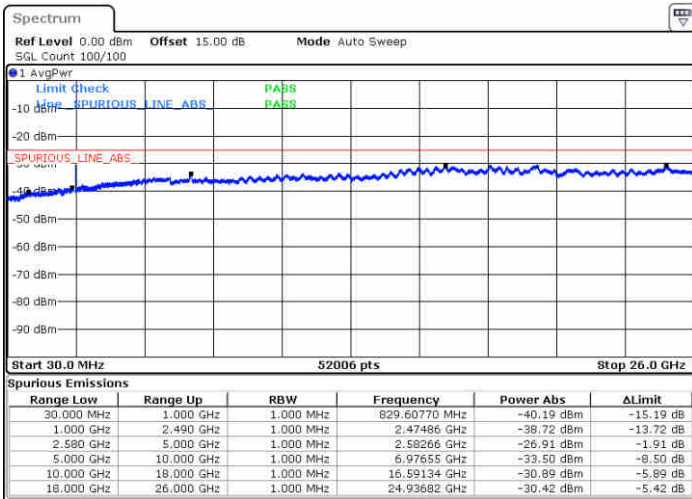
LTE Band 7 / 15MHz

Lowest Channel / 64QAM

Middle Channel / 64QAM



Highest Channel / 64QAM

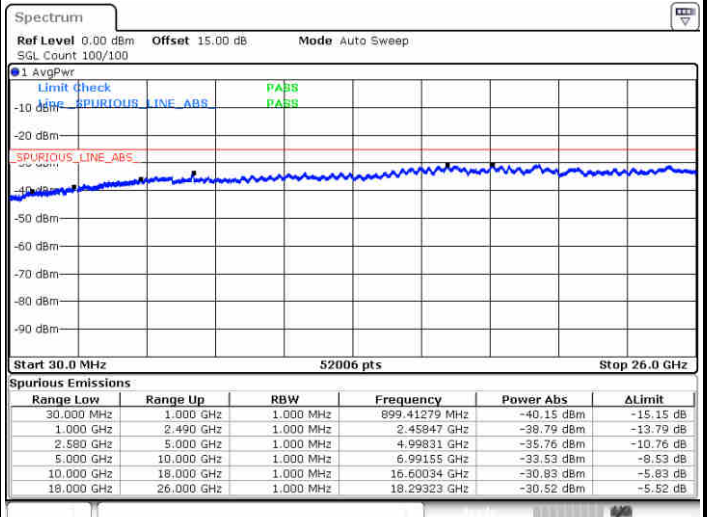
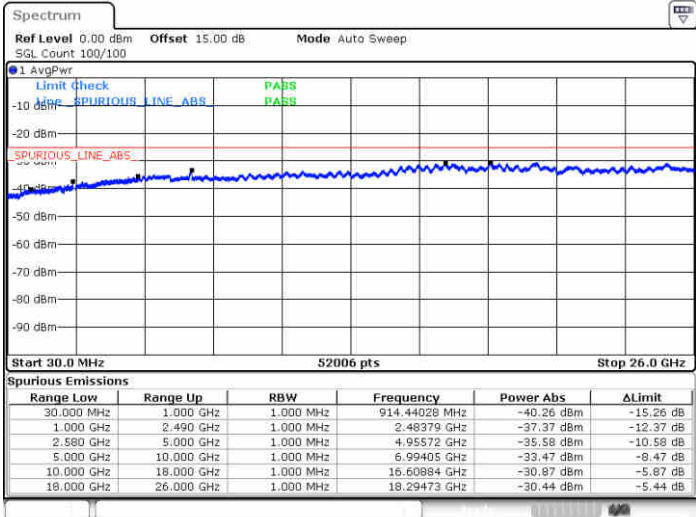




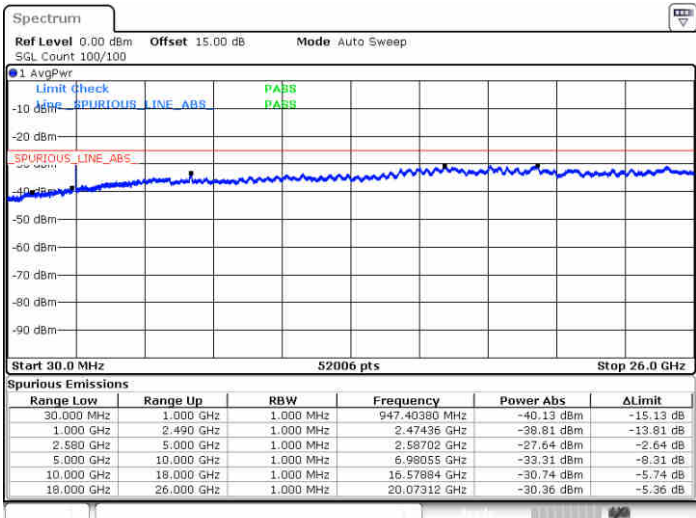
LTE Band 7 / 20MHz

Lowest Channel / 64QAM

Middle Channel / 64QAM



Highest Channel / 64QAM





Frequency Stability

Test Conditions		LTE Band 2 (QPSK) / Middle Channel	Limit
Temperature (°C)	Voltage (Volt)	BW 10MHz	Note 2.
		Deviation (ppm)	Result
50	Normal Voltage	0.0014	PASS
40	Normal Voltage	0.0004	
30	Normal Voltage	0.0037	
20(Ref.)	Normal Voltage	0.0000	
10	Normal Voltage	0.0049	
0	Normal Voltage	0.0032	
-10	Normal Voltage	0.0067	
-20	Normal Voltage	0.0063	
-30	Normal Voltage	0.0071	
20	Maximum Voltage	0.0009	
20	Normal Voltage	0.0000	
20	Battery End Point	0.0012	

Note:

1. Normal Voltage =3.85 V. ; Battery End Point (BEP) =3.6 V. ; Maximum Voltage =4.4 V.
2. Note: The frequency fundamental emissions stay within the authorized frequency block.



Test Conditions		LTE Band 4 (QPSK) / Middle Channel	Limit
Temperature (°C)	Voltage (Volt)	BW 10MHz	Note 2.
		Deviation (ppm)	Result
50	Normal Voltage	0.0012	PASS
40	Normal Voltage	0.0040	
30	Normal Voltage	0.0016	
20(Ref.)	Normal Voltage	0.0000	
10	Normal Voltage	0.0026	
0	Normal Voltage	0.0074	
-10	Normal Voltage	0.0117	
-20	Normal Voltage	0.0089	
-30	Normal Voltage	0.0046	
20	Maximum Voltage	0.0071	
20	Normal Voltage	0.0000	
20	Battery End Point	0.0083	

Note:

1. Normal Voltage =3.85V. ; Battery End Point (BEP) = 3.6 V. ; Maximum Voltage = 4.4 V.
2. Note: The frequency fundamental emissions stay within the authorized frequency block.



Test Conditions		LTE Band 5 (QPSK) / Middle Channel	Limit
Temperature (°C)	Voltage (Volt)	BW 10MHz	2.5ppm
		Deviation (ppm)	Result
50	Normal Voltage	0.0072	PASS
40	Normal Voltage	0.0110	
30	Normal Voltage	0.0089	
20(Ref.)	Normal Voltage	0.0000	
10	Normal Voltage	0.0085	
0	Normal Voltage	0.0047	
-10	Normal Voltage	0.0188	
-20	Normal Voltage	0.0122	
-30	Normal Voltage	0.0044	
20	Maximum Voltage	0.0041	
20	Normal Voltage	0.0000	
20	Battery End Point	0.0006	

Note:

1. Normal Voltage =3.85 V. ; Battery End Point (BEP) =3.6 V. ; Maximum Voltage =4.4 V.
2. Note: The frequency fundamental emissions stay within the authorized frequency block.



Test Conditions		LTE Band 7 (QPSK) / Middle Channel	Limit
Temperature (°C)	Voltage (Volt)	BW 10MHz	Note 2.
		Deviation (ppm)	Result
50	Normal Voltage	0.0054	PASS
40	Normal Voltage	0.0035	
30	Normal Voltage	0.0032	
20(Ref.)	Normal Voltage	0.0000	
10	Normal Voltage	0.0129	
0	Normal Voltage	0.0159	
-10	Normal Voltage	0.0046	
-20	Normal Voltage	0.0037	
-30	Normal Voltage	0.0050	
20	Maximum Voltage	0.0042	
20	Normal Voltage	0.0000	
20	Battery End Point	0.0024	

Note:

1. Normal Voltage =3.85 V. ; Battery End Point (BEP) =3.6 V. ; Maximum Voltage =4.4 V.
2. Note: The frequency fundamental emissions stay within the authorized frequency block.



Appendix B. Test Results of Radiated Test

Radiated Spurious Emission

LTE Band 2 / 1.4MHz / QPSK / RB Size 1 Offset 0									
Channel	Frequency (MHz)	EIRP (dBm)	Limit (dBm)	Over Limit (dB)	SPA Reading (dBm)	S.G. Power (dBm)	TX Cable loss (dB)	TX Antenna Gain (dBi)	Polarization (H/V)
Middle	3758.92	-53.94	-13	-40.94	-67.56	-61.52	5.02	12.60	H
	5638.38	-50.66	-13	-37.66	-67.26	-56.46	7.30	13.10	H
	7517.84	-45.71	-13	-32.71	-65.69	-49.28	7.73	11.30	H
	9396.85	-36.93	-13	-23.93	-61.65	-40.67	8.16	11.90	H
	3758.92	-54.72	-13	-41.72	-69.05	-62.30	5.02	12.60	V
	5638.38	-53.05	-13	-40.05	-69.58	-58.85	7.30	13.10	V
	7517.84	-49.79	-13	-36.79	-69.43	-53.36	7.73	11.30	V
	9396.85	-44.12	-13	-31.12	-68.1	-47.86	8.16	11.90	V

Remark: Spurious emissions within 30-1000MHz were found more than 20dB below limit line.

LTE Band 2 / 3MHz / QPSK / RB Size 1 Offset 0									
Channel	Frequency (MHz)	EIRP (dBm)	Limit (dBm)	Over Limit (dB)	SPA Reading (dBm)	S.G. Power (dBm)	TX Cable loss (dB)	TX Antenna Gain (dBi)	Polarization (H/V)
Middle	3757.48	-56.21	-13	-43.21	-69.83	-63.79	5.02	12.60	H
	5636.22	-50.24	-13	-37.24	-66.84	-56.04	7.30	13.10	H
	7514.96	-45.88	-13	-32.88	-65.86	-49.45	7.73	11.30	H
	9393.25	-36.83	-13	-23.83	-61.55	-40.57	8.16	11.90	H
	3757.48	-56.66	-13	-43.66	-70.99	-64.24	5.02	12.60	V
	5636.22	-52.75	-13	-39.75	-69.28	-58.55	7.30	13.10	V
	7514.96	-48.49	-13	-35.49	-68.13	-52.06	7.73	11.30	V
	9393.25	-41.96	-13	-28.96	-65.94	-45.70	8.16	11.90	V

Remark: Spurious emissions within 30-1000MHz were found more than 20dB below limit line.



LTE Band 2 / 5MHz / QPSK / RB Size 1 Offset 0									
Channel	Frequency (MHz)	EIRP (dBm)	Limit (dBm)	Over Limit (dB)	SPA Reading (dBm)	S.G. Power (dBm)	TX Cable loss (dB)	TX Antenna Gain (dBi)	Polarization (H/V)
Middle	3755.68	-57.06	-13	-44.06	-70.68	-64.64	5.02	12.60	H
	5633.52	-49.36	-13	-36.36	-65.96	-55.16	7.30	13.10	H
	7511.36	-46.07	-13	-33.07	-66.05	-49.64	7.73	11.30	H
	9388.75	-38.87	-13	-25.87	-63.59	-42.61	8.16	11.90	H
	3755.68	-58.23	-13	-45.23	-72.56	-65.81	5.02	12.60	V
	5633.52	-55.71	-13	-42.71	-72.24	-61.51	7.30	13.10	V
	7511.36	-46.25	-13	-33.25	-65.89	-49.82	7.73	11.30	V
	9388.75	-60.42	-13	-47.42	-84.4	-64.16	8.16	11.90	V

Remark: Spurious emissions within 30-1000MHz were found more than 20dB below limit line.

LTE Band 2 / 10MHz / QPSK / RB Size 1 Offset 0									
Channel	Frequency (MHz)	EIRP (dBm)	Limit (dBm)	Over Limit (dB)	SPA Reading (dBm)	S.G. Power (dBm)	TX Cable loss (dB)	TX Antenna Gain (dBi)	Polarization (H/V)
Middle	3751.18	-56.16	-13	-43.16	-69.78	-63.74	5.02	12.60	H
	5626.77	-50.87	-13	-37.87	-67.47	-56.67	7.30	13.10	H
	7502	-47.91	-13	-34.91	-67.89	-51.48	7.73	11.30	H
	9378	-36.69	-13	-23.69	-61.41	-40.43	8.16	11.90	H
	3751.18	-59.18	-13	-46.18	-73.51	-66.76	5.02	12.60	V
	5626.77	-55.08	-13	-42.08	-71.61	-60.88	7.30	13.10	V
	7502	-51.19	-13	-38.19	-70.83	-54.76	7.73	11.30	V
	9378	-43.43	-13	-30.43	-67.41	-47.17	8.16	11.90	V

Remark: Spurious emissions within 30-1000MHz were found more than 20dB below limit line.



LTE Band 2 / 15MHz / QPSK / RB Size 1 Offset 0									
Channel	Frequency (MHz)	EIRP (dBm)	Limit (dBm)	Over Limit (dB)	SPA Reading (dBm)	S.G. Power (dBm)	TX Cable loss (dB)	TX Antenna Gain (dBi)	Polarization (H/V)
Middle	3746.68	-54.87	-13	-41.87	-68.49	-62.45	5.02	12.60	H
	5620.02	-52.33	-13	-39.33	-68.93	-58.13	7.30	13.10	H
	7493.36	-47.54	-13	-34.54	-67.52	-51.11	7.73	11.30	H
	9366.25	-35.39	-13	-22.39	-60.11	-39.13	8.16	11.90	H
	3746.68	-56.18	-13	-43.18	-70.51	-63.76	5.02	12.60	V
	5620.02	-55.98	-13	-42.98	-72.51	-61.78	7.30	13.10	V
	7493.36	-52.20	-13	-39.20	-71.84	-55.77	7.73	11.30	V
	9366.25	-44.43	-13	-31.43	-68.41	-48.17	8.16	11.90	V

Remark: Spurious emissions within 30-1000MHz were found more than 20dB below limit line.

LTE Band 2 / 20MHz / QPSK / RB Size 1 Offset 0									
Channel	Frequency (MHz)	EIRP (dBm)	Limit (dBm)	Over Limit (dB)	SPA Reading (dBm)	S.G. Power (dBm)	TX Cable loss (dB)	TX Antenna Gain (dBi)	Polarization (H/V)
Middle	3742.18	-55.00	-13	-42.00	-68.62	-62.58	5.02	12.60	H
	5613.27	-52.26	-13	-39.26	-68.86	-58.06	7.30	13.10	H
	7484.36	-49.55	-13	-36.55	-69.53	-53.12	7.73	11.30	H
	9355	-35.26	-13	-22.26	-59.98	-39.00	8.16	11.90	H
	3742.18	-55.92	-13	-42.92	-70.25	-63.50	5.02	12.60	V
	5613.27	-57.68	-13	-44.68	-74.21	-63.48	7.30	13.10	V
	7484.36	-54.45	-13	-41.45	-74.09	-58.02	7.73	11.30	V
	9355	-44.23	-13	-31.23	-68.21	-47.97	8.16	11.90	V

Remark: Spurious emissions within 30-1000MHz were found more than 20dB below limit line.



LTE Band 4 / 1.4MHz / QPSK / RB Size 1 Offset 0									
Channel	Frequency (MHz)	EIRP (dBm)	Limit (dBm)	Over Limit (dB)	SPA Reading (dBm)	S.G. Power (dBm)	TX Cable loss (dB)	TX Antenna Gain (dBi)	Polarization (H/V)
Middle	3463.74	-56.63	-13	-43.63	-75.96	-64.86	4.37	12.60	H
	5195.61	-55.28	-13	-42.28	-79.44	-63.04	4.94	12.70	H
	6927.48	-46.90	-13	-33.90	-70.81	-52.28	6.32	11.70	H
	8659.35	-43.43	-13	-30.43	-69.60	-48.72	6.91	12.20	H
	3463.74	-53.52	-13	-40.52	-74.3	-61.75	4.37	12.60	V
	5195.61	-54.79	-13	-41.79	-81.73	-62.55	4.94	12.70	V
	6927.48	-57.82	-13	-44.82	-74.69	-63.20	6.32	11.70	V
	8659.35	-51.70	-13	-38.70	-76.8	-56.99	6.91	12.20	V

Remark: Spurious emissions within 30-1000MHz were found more than 20dB below limit line.

LTE Band 4 / 3MHz / QPSK / RB Size 1 Offset 0									
Channel	Frequency (MHz)	EIRP (dBm)	Limit (dBm)	Over Limit (dB)	SPA Reading (dBm)	S.G. Power (dBm)	TX Cable loss (dB)	TX Antenna Gain (dBi)	Polarization (H/V)
Middle	3462.48	-56.57	-13	-43.57	-75.90	-64.80	4.37	12.60	H
	5193.72	-57.24	-13	-44.24	-81.40	-65.00	4.94	12.70	H
	6924.96	-50.68	-13	-37.68	-74.59	-56.06	6.32	11.70	H
	8655.8	-52.89	-13	-39.89	-79.06	-58.18	6.91	12.20	H
	3462.48	-62.98	-13	-49.98	-77.02	-71.21	4.37	12.60	V
	5193.72	-57.51	-13	-44.51	-80.44	-65.27	4.94	12.70	V
	6924.96	-56.53	-13	-43.53	-74.05	-61.91	6.32	11.70	V
	8655.8	-46.49	-13	-33.49	-71.59	-51.78	6.91	12.20	V

Remark: Spurious emissions within 30-1000MHz were found more than 20dB below limit line.



LTE Band 4 / 5MHz / QPSK/ RB Size 1 Offset 0									
Channel	Frequency (MHz)	EIRP (dBm)	Limit (dBm)	Over Limit (dB)	SPA Reading (dBm)	S.G. Power (dBm)	TX Cable loss (dB)	TX Antenna Gain (dBi)	Polarization (H/V)
Middle	3460.68	-56.83	-13	-43.83	-76.16	-65.06	4.37	12.60	H
	5191.02	-56.20	-13	-43.20	-80.36	-63.96	4.94	12.70	H
	6921.36	-49.10	-13	-36.10	-73.01	-54.48	6.32	11.70	H
	8651.3	-45.94	-13	-32.94	-72.11	-51.23	6.91	12.20	H
	3460.68	-56.03	-13	-43.03	-74.56	-64.26	4.37	12.60	V
	5191.02	-55.05	-13	-42.05	-82.43	-62.81	4.94	12.70	V
	6921.36	-58.52	-13	-45.52	-74.45	-63.90	6.32	11.70	V
	8651.3	-54.64	-13	-41.64	-79.74	-59.93	6.91	12.20	V

Remark: Spurious emissions within 30-1000MHz were found more than 20dB below limit line.

LTE Band 4 / 10MHz / QPSK / RB Size 1 Offset 0									
Channel	Frequency (MHz)	EIRP (dBm)	Limit (dBm)	Over Limit (dB)	SPA Reading (dBm)	S.G. Power (dBm)	TX Cable loss (dB)	TX Antenna Gain (dBi)	Polarization (H/V)
Middle	3456.18	-57.12	-13	-44.12	-76.45	-65.35	4.37	12.60	H
	5184.27	-56.29	-13	-43.29	-80.45	-64.05	4.94	12.70	H
	6912.36	-49.42	-13	-36.42	-73.33	-54.80	6.32	11.70	H
	8640.0	-45.84	-13	-32.84	-72.01	-51.13	6.91	12.20	H
	3456.18	-55.93	-13	-42.93	-75.6	-64.16	4.37	12.60	V
	5184.27	-56.09	-13	-43.09	-82.45	-63.85	4.94	12.70	V
	6912.36	-58.54	-13	-45.54	-75.85	-63.92	6.32	11.70	V
	8640.0	-55.05	-13	-42.05	-80.15	-60.34	6.91	12.20	V

Remark: Spurious emissions within 30-1000MHz were found more than 20dB below limit line.



LTE Band 4 / 15MHz / QPSK / RB Size 1 Offset 0									
Channel	Frequency (MHz)	EIRP (dBm)	Limit (dBm)	Over Limit (dB)	SPA Reading (dBm)	S.G. Power (dBm)	TX Cable loss (dB)	TX Antenna Gain (dBi)	Polarization (H/V)
Middle	3451.68	-57.12	-13	-44.12	-76.45	-65.35	4.37	12.60	H
	5177.52	-56.29	-13	-43.29	-80.45	-64.05	4.94	12.70	H
	6903.36	-48.36	-13	-35.36	-72.27	-53.74	6.32	11.70	H
	8628.8	-44.31	-13	-31.31	-70.48	-49.60	6.91	12.20	H
	3451.68	-54.40	-13	-41.40	-75.67	-62.63	4.37	12.60	V
	5177.52	-56.16	-13	-43.16	-82.59	-63.92	4.94	12.70	V
	6903.36	-58.68	-13	-45.68	-76.89	-64.06	6.32	11.70	V
	8628.8	-51.84	-13	-38.84	-76.94	-57.13	6.91	12.20	V

Remark: Spurious emissions within 30-1000MHz were found more than 20dB below limit line.

LTE Band 4 / 20MHz / QPSK / RB Size 1 Offset 0									
Channel	Frequency (MHz)	EIRP (dBm)	Limit (dBm)	Over Limit (dB)	SPA Reading (dBm)	S.G. Power (dBm)	TX Cable loss (dB)	TX Antenna Gain (dBi)	Polarization (H/V)
Middle	3447.18	-57.25	-13	-44.25	-76.58	-65.48	4.37	12.60	H
	5170.77	-56.92	-13	-43.92	-81.08	-64.68	4.94	12.70	H
	6894.36	-47.82	-13	-34.82	-71.73	-53.20	6.32	11.70	H
	8617.5	-44.60	-13	-31.60	-70.77	-49.89	6.91	12.20	H
	3447.18	-54.69	-13	-41.69	-76.44	-62.92	4.37	12.60	V
	5170.77	-56.93	-13	-43.93	-82.64	-64.69	4.94	12.70	V
	6894.36	-58.73	-13	-45.73	-76.91	-64.11	6.32	11.70	V
	8617.5	-53.03	-13	-40.03	-78.13	-58.32	6.91	12.20	V

Remark: Spurious emissions within 30-1000MHz were found more than 20dB below limit line.



LTE Band 5 / 1.4MHz / QPSK									
Channel	Frequency (MHz)	ERP (dBm)	Limit (dBm)	Over Limit (dB)	SPA Reading (dBm)	S.G. Power (dBm)	TX Cable loss (dB)	TX Antenna Gain (dBi)	Polarization (H/V)
Middle	1671.74	-57.48	-13	-44.48	-76.81	-65.71	4.37	12.60	H
	2507.61	-53.96	-13	-40.96	-78.12	-61.72	4.94	12.70	H
	3343.48	-55.73	-13	-42.73	-79.64	-61.11	6.32	11.70	H
	1671.74	-60.49	-13	-47.49	-76.57	-68.72	4.37	12.60	V
	2507.61	-58.58	-13	-45.58	-78.09	-66.34	4.94	12.70	V
	3343.48	-55.79	-13	-42.79	-79.7	-61.17	6.32	11.70	V

Remark: Spurious emissions within 30-1000MHz were found more than 20dB below limit line.

LTE Band 5 / 3MHz / QPSK									
Channel	Frequency (MHz)	ERP (dBm)	Limit (dBm)	Over Limit (dB)	SPA Reading (dBm)	S.G. Power (dBm)	TX Cable loss (dB)	TX Antenna Gain (dBi)	Polarization (H/V)
Middle	1670.3	-57.30	-13	-44.30	-76.63	-65.53	4.37	12.60	H
	2505.45	-53.80	-13	-40.80	-77.96	-61.56	4.94	12.70	H
	3340.6	-55.51	-13	-42.51	-79.42	-60.89	6.32	11.70	H
	1670.3	-60.35	-13	-47.35	-76.43	-68.58	4.37	12.60	V
	2505.45	-58.44	-13	-45.44	-77.95	-66.20	4.94	12.70	V
	3340.6	-55.60	-13	-42.60	-79.51	-60.98	6.32	11.70	V

Remark: Spurious emissions within 30-1000MHz were found more than 20dB below limit line.



LTE Band 5 / 5MHz / QPSK									
Channel	Frequency (MHz)	ERP (dBm)	Limit (dBm)	Over Limit (dB)	SPA Reading (dBm)	S.G. Power (dBm)	TX Cable loss (dB)	TX Antenna Gain (dBi)	Polarization (H/V)
Middle	1668.5	-57.17	-13	-44.17	-76.50	-65.40	4.37	12.60	H
	2502.75	-53.86	-13	-40.86	-78.02	-61.62	4.94	12.70	H
	3337	-55.35	-13	-42.35	-79.26	-60.73	6.32	11.70	H
	1668.5	-60.39	-13	-47.39	-76.47	-68.62	4.37	12.60	V
	2502.75	-58.43	-13	-45.43	-77.94	-66.19	4.94	12.70	V
	3337	-55.49	-13	-42.49	-79.4	-60.87	6.32	11.70	V

Remark: Spurious emissions within 30-1000MHz were found more than 20dB below limit line.

LTE Band 5 / 10MHz / QPSK									
Channel	Frequency (MHz)	ERP (dBm)	Limit (dBm)	Over Limit (dB)	SPA Reading (dBm)	S.G. Power (dBm)	TX Cable loss (dB)	TX Antenna Gain (dBi)	Polarization (H/V)
Middle	1664	-57.28	-13	-44.28	-76.61	-65.51	4.37	12.60	H
	2496	-53.84	-13	-40.84	-78.00	-61.60	4.94	12.70	H
	3328	-55.49	-13	-42.49	-79.40	-60.87	6.32	11.70	H
	1664	-60.45	-13	-47.45	-76.53	-68.68	4.37	12.60	V
	2496	-58.39	-13	-45.39	-77.9	-66.15	4.94	12.70	V
	3328	-55.12	-13	-42.12	-79.03	-60.50	6.32	11.70	V

Remark: Spurious emissions within 30-1000MHz were found more than 20dB below limit line.



LTE Band 7 / 5MHz / QPSK / RB Size 1 Offset 0									
Channel	Frequency (MHz)	EIRP (dBm)	Limit (dBm)	Over Limit (dB)	SPA Reading (dBm)	S.G. Power (dBm)	TX Cable loss (dB)	TX Antenna Gain (dBi)	Polarization (H/V)
Middle	5065.68	-48.74	-25	-23.74	-71.13	-56.50	4.94	12.70	H
	7598.52	-43.27	-25	-18.27	-70.17	-47.78	6.79	11.30	H
	10131.36	-42.92	-25	-17.92	-72.10	-47.16	7.86	12.10	H
	5065.68	-57.68	-25	-32.68	-79.46	-65.44	4.94	12.70	V
	7598.52	-47.05	-25	-22.05	-73.93	-51.56	6.79	11.30	V
	10131.36	-51.81	-25	-26.81	-78.97	-56.05	7.86	12.10	V

Remark: Spurious emissions within 30-1000MHz were found more than 20dB below limit line.

LTE Band 7 / 10MHz / QPSK / RB Size 1 Offset 0									
Channel	Frequency (MHz)	EIRP (dBm)	Limit (dBm)	Over Limit (dB)	SPA Reading (dBm)	S.G. Power (dBm)	TX Cable loss (dB)	TX Antenna Gain (dBi)	Polarization (H/V)
Middle	5061.18	-49.15	-25	-24.15	-71.54	-56.91	4.94	12.70	H
	7591.77	-42.18	-25	-17.18	-69.08	-46.69	6.79	11.30	H
	10122.36	-43.85	-25	-18.85	-73.03	-48.09	7.86	12.10	H
	5061.18	-56.86	-25	-31.86	-78.64	-64.62	4.94	12.70	V
	7591.77	-45.23	-25	-20.23	-72.11	-49.74	6.79	11.30	V
	10122.36	-51.23	-25	-26.23	-78.39	-55.47	7.86	12.10	V

Remark: Spurious emissions within 30-1000MHz were found more than 20dB below limit line.



LTE Band 7 / 15MHz / QPSK / RB Size 1 Offset 0									
Channel	Frequency (MHz)	EIRP (dBm)	Limit (dBm)	Over Limit (dB)	SPA Reading (dBm)	S.G. Power (dBm)	TX Cable loss (dB)	TX Antenna Gain (dBi)	Polarization (H/V)
Middle	5056.68	-48.52	-25	-23.52	-70.91	-56.28	4.94	12.70	H
	7585.02	-41.46	-25	-16.46	-68.36	-45.97	6.79	11.30	H
	10113.36	-42.98	-25	-17.98	-72.16	-47.22	7.86	12.10	H
	5056.68	-57.12	-25	-32.12	-78.9	-64.88	4.94	12.70	V
	7585.02	-47.21	-25	-22.21	-74.09	-51.72	6.79	11.30	V
	10113.36	-48.71	-25	-23.71	-75.87	-52.95	7.86	12.10	V

Remark: Spurious emissions within 30-1000MHz were found more than 20dB below limit line.

LTE Band 7 / 20MHz / QPSK / RB Size 1 Offset 0									
Channel	Frequency (MHz)	EIRP (dBm)	Limit (dBm)	Over Limit (dB)	SPA Reading (dBm)	S.G. Power (dBm)	TX Cable loss (dB)	TX Antenna Gain (dBi)	Polarization (H/V)
Middle	5052.18	-57.03	-25	-32.03	-79.42	-64.79	4.94	12.70	H
	7578.27	-46.13	-25	-21.13	-73.03	-50.64	6.79	11.30	H
	10104.36	-50.98	-25	-25.98	-80.16	-55.22	7.86	12.10	H
	5052.18	-50.38	-25	-25.38	-72.16	-58.14	4.94	12.70	V
	7578.27	-45.33	-25	-20.33	-72.21	-49.84	6.79	11.30	V
	10104.36	-48.32	-25	-23.32	-75.48	-52.56	7.86	12.10	V

Remark: Spurious emissions within 30-1000MHz were found more than 20dB below limit line.