

8. PHOTO




Fig. 8.1

Conducted Emissions Test Set-up




Fig. 8.2

*Radiated Emissions Test Set-up
Range: 30 – 1000 MHz*

*This document may be only fully reproduced.
Every partial reproduction is only allowed after written approval released by G.S.D. S.r.l.
Report n. FCC-16721 Rev. 00, page 60 / 62*




Fig. 8.3

*Radiated Emissions Test Set-up
Range: 1 – 10 GHz*




Fig. 8.4

Radiated Emissions Test Set-up

Range: 9 kHz – 30 MHz