

Annex 2: External photographs of EUT  
to TEST REPORT  
No.: 16-1-0180701T09a

According to:

**FCC Regulations**







- Part 15.205
- Part 15.207
- Part 15.209
- Part 15.247

for

Viessmann Werke GmbH & Co. KG

ViCare Thermostat

FCC ID: 2AIZ9-VT0318


Laboratory Accreditation and Listings		
 <p>Deutsche Akkreditierungsstelle D-PL-12047-01-01</p> <p>Accredited EMC-Test Laboratory</p>	 <p>Industry Canada</p> <p>Reg. No.: 3462D-1 Reg. No.: 3462D-2 Reg. No.: 3462D-3</p>	 <p>Voluntary Controls for Electromagnetic Emissions</p> <p>Reg. No.: R-20013, C-20009, T-20006, G-20013</p>
 <p>AUTHORIZED RF LABORATORY</p>	 <p>Authorized™ Test Lab</p> <p>Lab Code: 20011130-00</p>	 <p>MRA US-EU 0003</p>
accredited according to DIN EN ISO/IEC 17025		
<p align="center"><b>CETECOM GmbH</b></p> <p align="center">Laboratory Radio Communications &amp; Electromagnetic Compatibility Im Teelbruch 116 • 45219 Essen • Germany Registered in Essen, Germany, Reg. No.: HRB Essen 8984 Tel.: + 49 (0) 20 54 / 95 19-954 • Fax: + 49 (0) 20 54 / 95 19-964 E-mail: info@cetecom.com • Internet: www.cetecom.com</p>		

## TABLE OF CONTENTS:

<b>1. EXTERNAL PHOTOGRAPHS.....</b>	<b>3</b>
1.1. Equipment Under Test (EUT)-Radiated Test Sample .....	3
1.2. Equipment Under Test (EUT)-Conducted Test Sample .....	5
1.3. Auxiliary Equipments (AEs) .....	6
1.4. Equipment Under Test (EUT)-Connections .....	10

## 1. External photographs

### 1.1. Equipment Under Test (EUT)-Radiated Test Sample




**Photograph 1: ViCare Thermostat –Front-Top Side**



**Photograph 2: ViCare Thermostat –Rear-Top Side**



**Photograph 3: ViCare Thermostat -Back Side**



**Photograph 4: ViCare Thermostat -Back Side**




**Photograph 5: ViCare Thermostat –uUSB Connector Side**

## **1.2. Equipment Under Test (EUT)-Conducted Test Sample**




**Photograph 6: EUT A / AE 6 –Front Top Side with Conducted Connectors**


### 1.3. Auxiliary Equipments (AEs)



**Photograph 7: AE 1 - AC/DC  $\mu$ USB Adapter**



**Photograph 8: AE 2 - Open Therm Loop Cable**




**Photograph 9: AE 3 - 12 V DC Power Cable**



**Photograph 10: AE 4 / AE 8 - μUSB- USB Cable**

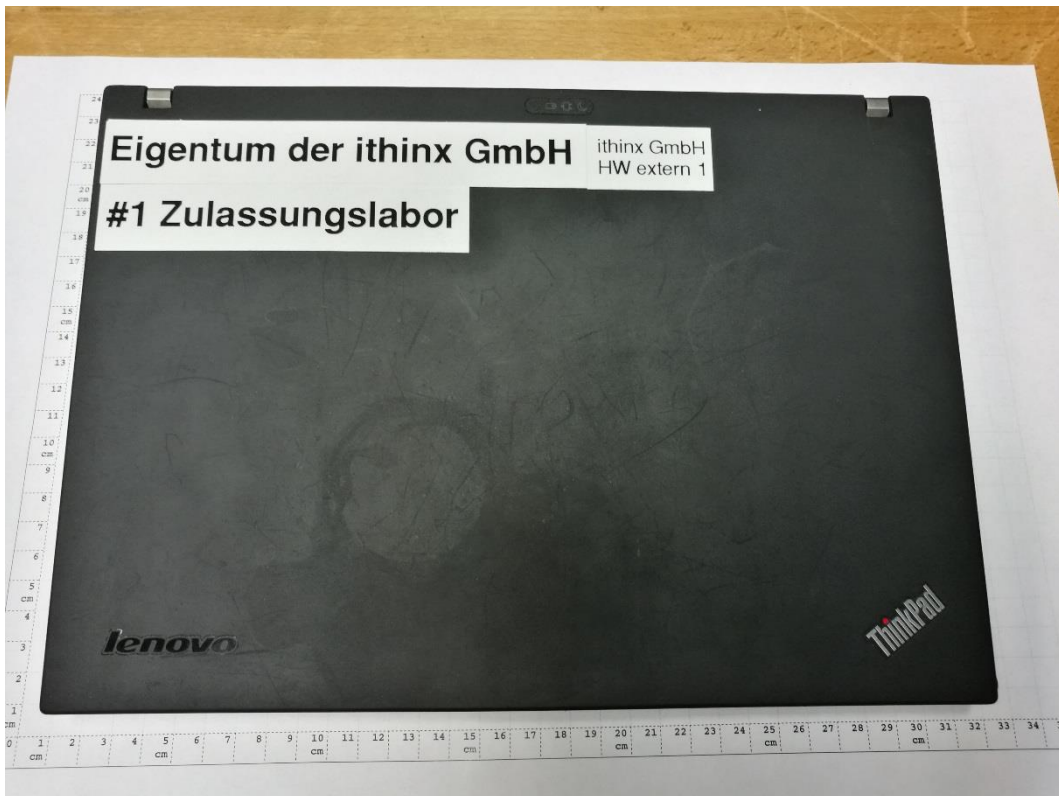


**Photograph 11: AE 5 - Test Laptop with Charger**




**Photograph 12: AE 5 - Test Laptop Details**






**Photograph 13: AE 7 - Test Laptop**




**Photograph 14: AE 7 - Test Laptop Details**

### 1.4. Equipment Under Test (EUT)-Connections



**Photograph 15: EUT B + AE 1 + AE 2 + AE 3-Front Side**



**Photograph 16: EUT B + AE 1 + AE 2 + AE 3-Back Side**