

Annex 3: Internal photographs of EUT  
to TEST REPORT  
No.: 16-1-0180701T08a

According to:

**FCC Regulations**








- Part 15.205
- Part 15.207
- Part 15.209
- Part 15.247

for

Viessmann Werke GmbH & Co. KG

**ViCare Thermostat**

FCC ID: 2AIZ9-VT0318


Laboratory Accreditation and Listings		
 Deutsche Akkreditierungsstelle D-PL-12047-01-01  Accredited EMC-Test Laboratory	 Industry Canada Reg. No.: 3462D-1 Reg. No.: 3462D-2 Reg. No.: 3462D-3	 Voluntary Controls for Electromagnetic Emissions  Reg. No.: R-20013, C-20009, T-20006, G-20013
 	 Lab Code: 20011130-00	 MRA US-EU 0003
accredited according to DIN EN ISO/IEC 17025		
<p align="center"> <b>CETECOM GmbH</b>            Laboratory Radio Communications &amp; Electromagnetic Compatibility            Im Teelbruch 116 • 45219 Essen • Germany            Registered in Essen, Germany, Reg. No.: HRB Essen 8984            Tel.: + 49 (0) 20 54 / 95 19-954 • Fax: + 49 (0) 20 54 / 95 19-964            E-mail: info@cetecom.com • Internet: www.cetecom.com         </p>		

**TABLE OF CONTENTS:**


**1. INTERNAL PHOTOGRAPHS..... 3**  
    1.1. Equipment Under Test (EUT) Assembly..... 3

# 1. Internal photographs


## 1.1. Equipment Under Test (EUT) Assembly




**Photograph 1: ViCare Thermostat –Housing Top Side**




**Photograph 2: ViCare Thermostat –Housing Bottom Side**




**Photograph 3: ViCare Thermostat –Housing Top Side –Display Back**




**Photograph 4: ViCare Thermostat –Housing Top Side –Display Front**




**Photograph 5: ViCare Thermostat –Main PCB Top Side**



**Photograph 6: ViCare Thermostat –Main PCB Bottom Side**



**Photograph 7: ViCare Thermostat –Main PCB Bottom Side-Conducted Connectors**



**Photograph 8: ViCare Thermostat –Radio Modules + Onboard Antennas**