

Annex 2: External photographs of EUT
to TEST REPORT
No.: 17-1-0060101T06a

According to:

FCC Regulations

- Part 15.205
- Part 15.207
- Part 15.209
- Part 15.247

for

Viessmann Werke GmbH & Co. KG

Vitoconnect OT2

FCC ID: 2AIZ9-VC0218







Laboratory Accreditation and Listings		
 Deutsche Akkreditierungsstelle D-PL-12047-01-01 Accredited EMC-Test Laboratory	 Industry Canada Reg. No.: 3462D-1 Reg. No.: 3462D-2 Reg. No.: 3462D-3	 Voluntary Controls for Electromagnetic Emissions Reg. No.: R-20013, C-20009, T-20006, G-20013
 AUTHORIZED RF LABORATORY	 Authorized Test Lab Lab Code: 20011130-00	 FEDERAL COMMUNICATIONS COMMISSION U.S.A. MRA US-EU 0003
accredited according to DIN EN ISO/IEC 17025		
CETECOM GmbH Laboratory Radio Communications & Electromagnetic Compatibility Im Teelbruch 116 • 45219 Essen • Germany Registered in Essen, Germany, Reg. No.: HRB Essen 8984 Tel.: + 49 (0) 20 54 / 95 19-954 • Fax: + 49 (0) 20 54 / 95 19-964 E-mail: info@cetecom.com • Internet: www.cetecom.com		

TABLE OF CONTENTS:


1. EXTERNAL PHOTOGRAPHS.....	3
1.1. Equipment Under Test (EUT)-Radiated Test Sample	3
1.2. Equipment Under Test (EUT)-Conducted Test Sample	5
1.3. Auxiliary Equipments (AEs)	6
1.4. Equipment Under Test (EUT)-Connections	11

1. External photographs

1.1. Equipment Under Test (EUT)-Radiated Test Sample



Photograph 1: Vitoconnect OT2-Front-Top Side



Photograph 2: Vitoconnect OT2 -Rear-Top Side




Photograph 3: Vitoconnect OT2 –Back Side



Photograph 4: Vitoconnect OT2 – Connector Side

1.2. Equipment Under Test (EUT)-Conducted Test Sample




Photograph 5: Vitoconnect OT2 –Front Top Side with Conducted Connectors



Photograph 6: Vitoconnect OT2 –Back Top Side with Conducted Connectors


1.3. Auxiliary Equipments (AEs)



Photograph 7: AE 1 - AC/DC Adapter



Photograph 8: AE 2 - Optolink Box with RJ10 UART Connection




Photograph 9: AE 3 – Optolink USB Cable




Photograph 10: AE 4 – Open Therm Loop Cable



Photograph 11: AE 5 - RJ45 Ethernet -USB Adapter



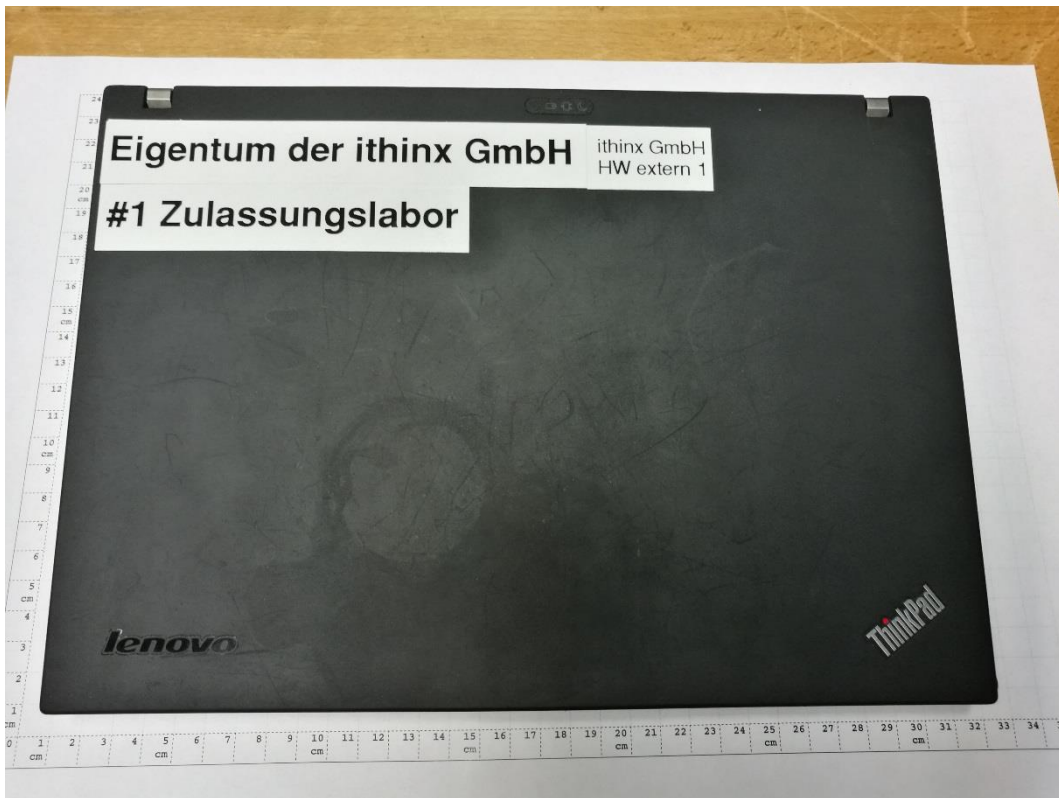
Photograph 12: AE 6- RJ45 Ethernet Cable (Blue Colour)




Photograph 13: AE 7- RJ45 Ethernet Cable (Gray Colour)



Photograph 14: AE 8- WLAN2.4 GHz Router with Charger




Photograph 15: AE 9 - Test Laptop




Photograph 16: AE 9 - Test Laptop Details

1.4. Equipment Under Test (EUT)-Connections



Photograph 17: EUT B + AE 1 + AE 2 + AE 3 + AE 4-Back Side



Photograph 18: EUT B + AE 2 + AE 3-Back Side