

# HOLIDAY

Multifunctional portable speaker



AUDIO.LIGHTING.POWERBANK

Thank you for choosing the ML350 Multifunctional portable speaker.  
感谢选择ML350多功能便携音响!

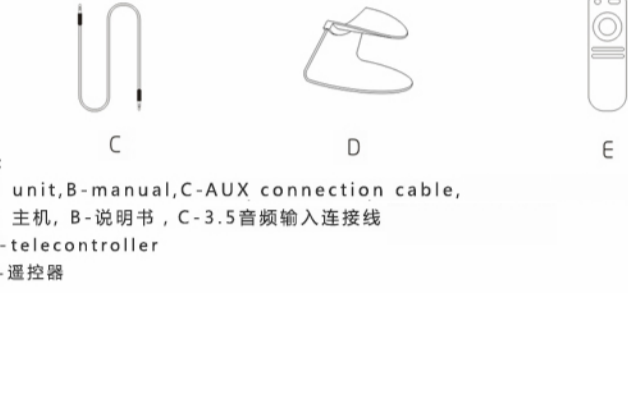
For proper use of the function and better enjoyment of your music ,  
please follow the instructions in this manual.

**HAVE FUN !**

Quick Start Guide

What is in the box?

包装清单



**Packing:**  
A-ML350 unit,B-manual,C-AUX connection cable,  
A-ML350 主机, B-说明书, C-3.5音频输入连接线  
D-底座, E-遥控器

Quick Start Guide

Switch On/Off

开/关

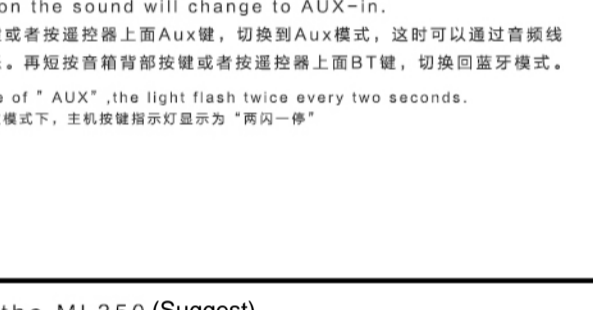


**ON/OFF:**  
Short press the button on the telecontroller or the button on the speaker to turn on.And long press to turn off.  
短按音箱背部的按键或者遥控器上的power键, 音箱开机, 开机后默认进入蓝牙模式。  
Flash quickly-Pairing; lighting-Pair complete; Flash slowly-Dormant;  
灯光连接闪-蓝牙配对状态; 灯光常亮-蓝牙连接成功; 灯光再闪-蓝牙休眠模式。  
if,you can not search the "ML350" on your phone,you can double click the button on the sound or press the button "PAIR" on the telecontroller.  
如无法搜索到"ML350",可以双击音箱上的按键或单按遥控器上的"PAIR"强制启动蓝牙。

Quick Start Guide

Connecting via AUX Connection

3.5音频输入




**AUX-IN:**  
After turn on,short press the button" AUX" on the telecontroller or the button on the sound will change to AUX-in.  
短按音箱背部按键或者按遥控器上面Aux键, 切换到Aux模式, 这时可以通过音频线连接播放外部音乐。再短按音箱背部按键或者按遥控器上面BT键, 切换回蓝牙模式。  
☀ In the modle of " AUX" ,the light flash twice every two seconds.  
3.5音频线播放模式下, 主机按键指示灯显示为"两闪一停"

Quick Start Guide

Charging the ML350 (Suggest)

对音箱充电



**CHARGE:**  
Internal batteries should be charged after run out.  
And it can charger for external equipment too.  
音箱内置电池, 在电池有电时, 音箱可以单独用电池供电; 也可以接上适配器直接供电, 接上电源适配器后, 电池自动充电。  
**Note: Suggest the client using the adapter as follow,**  
Input: AC 100-240V, 50/60Hz  
Output: DC 15V, 1A

Quick Start Guide

How to use LED LIGHT?

灯光控制




**LED LIGHT:**  
Short press the button on the telecontroller "LAMP" to turn on or turn off the LED.After turn on, scan the QR code you can control the light with the phone.  
短按遥控器上的"LAMP"按键打开、关闭音箱上的蓝牙灯, 用户可手机扫描二维码, 安装APP后在手机上直接控制灯光的快关、亮度。

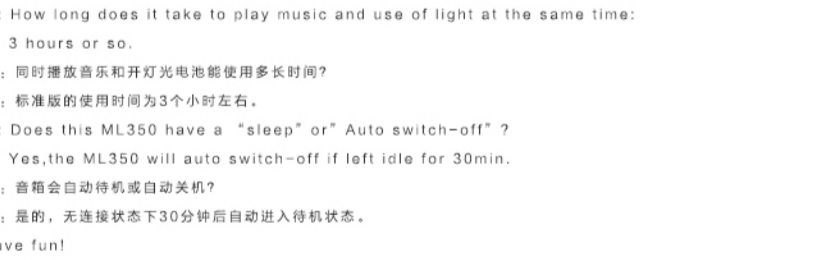
Quick Start Guide

Controll the LED LIGHT with mobile

蓝牙灯二维码



QR code



Quick Start Guide

Question

Q: How long does it take to play music alone?  
A: 6 hours or so.  
问: 音箱单独播放音乐电池能的时间多长?  
答: 标准版的播放时间为6小时左右。  
Q: How long does the light can be used alone?  
A: 5 hours or so.  
问: 单独开灯光电池能使用时间多长?  
答: 标准版的使用时间为5个小时左右。  
Q: How long does it take to play music and use of light at the same time:  
A: 3 hours or so.  
问: 同时播放音乐和开灯光电池能使用多长时间?  
答: 标准版的使用时间为3个小时左右。  
Q: Does this ML350 have a "sleep" or "Auto switch-off" ?  
A: Yes,the ML350 will auto switch-off if left idle for 30min.  
问: 音箱会自动待机或自动关机?  
答: 是的, 无连接状态下30分钟后自动进入待机状态。  
have fun!  
warning:  
The ML350 BluetoothSpeaker is a design that makes disassembly without seriously damaging the unit impossible.Please DO NOT attempt to disassemble the unit yourself;present the unit to an accredited service center to avoi damage and/or voiding your warranty.

Quick Start Guide

Specifications

Model: ML350	产品型号: ML350
Audio output: 12W	产品尺寸: Ø190*173mm
LED lamp power: 5W / 576lm	额定功率: 12W
Signal to noise ratio: >75dB	输入电源: DC15V-1A
Power input: 1A DC15V	频响: 80Hz-18KHz
Power output: 1.5A DC5V	信噪比: ≥75db
Battery capacity: 10000mAh	声道: 1.1单声道
Standby time:1months	蓝牙 :CSR 4.0
Acoustic time:-6 hours	音频线3.5MM
Lighting time:-5 hours	操作: 按键, 遥控器, 蓝牙
Audio&lighting time:-3 hours	材质: ABS
Bluetooth mode: A2DP/AVRCP/HFP/HSP	
Bluetooth version: CSR4.0	
Bluetooth distance: 10M	
Horn: 3 "20W+1 "10W	
Frequency response: 80Hz-18kHz	
Distortion: <1%	
Product size: 190*190*173.5mm	
Product net weight: 1750g	



## FCC Statement

This device complies with part 15 of the FCC Rules. Operation is subject to the following two conditions: (1) This device may not cause harmful interference, and (2) this device must accept any interference received, including interference that may cause undesired operation. ↵

This equipment has been tested and found to comply with the limits for a Class B digital device, pursuant to part 15 of the FCC Rules. ↵

These limits are designed to provide reasonable protection against harmful interference in a residential installation. This equipment generates uses and can radiate radio frequency energy and, if not installed and used in accordance with the instructions, may cause harmful interference to radio communications. However, there is no guarantee that interference will not occur in a particular installation. If this equipment does cause harmful interference to radio or television reception, which can be determined by turning the equipment off and on, the user is encouraged to try to correct the interference by one or more of the following measures: ↵

—Reorient or relocate the receiving antenna. ↵

—Increase the separation between the equipment and receiver. ↵

—Connect the equipment into an outlet on a circuit different from that to which the receiver is connected. ↵

—Consult the dealer or an experienced radio/TV technician for help. ↵

Changes or modifications not expressly approved by the party responsible for compliance could void the user's authority to operate the equipment.↵