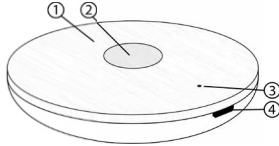


165*85mm

Bamboo Universal Wireless Charging Pad Instruction Manual 7143-21



Functions:

1. Mobile Device Wireless Charging Surface
2. Smart Watch Wireless Charging Surface
3. LED Indicator
4. Micro-USB input port

What's included:

- 1 x Wireless Charging Pad
- 1 x USB-A to Micro Cable
- 1 x Instruction Manual

Tech Specifications

- Micro-USB Input: 5V/2A
- Wireless Output: 5W Max

Instructions:

1. **Wireless Charging Mobile phones and other electronic devices:**
 - Connect the provided micro-USB cable to the micro-USB input port(4) of the wireless charging pad, then connect the USB end of the cable to a power source. LED indicator (3) will glow RED when the device is in wireless charging standby.
 - Place the wireless charging supported mobile device on the wireless charging surface (1). The blue LED flashes when device is charging.
 - Phone will begin to charge automatically, the blue LED lights up when the device is fully charged.
 - Once fully charged remove the device.

**** Note:** While wireless charging, if LED indicator flashes RED and BLUE alternatively, the device is either not a wireless charging device, or there is an object between the device and charging surface interfering with the charging process, or the power source is not providing at least 10W power.
It is recommended to use quick charge power adapter (10W at least, not included) to achieve fast charging.


2. **Wireless Charging a Smart Watch:**
 - Be sure the wireless charging pad is connected to a power source.
 - Place the watch on the wireless charging surface(2) in the center groove of the wireless charging pad.
 - When the watch begin to charge, the blue LED flashes when device is charging, and blue LED (3) lights up when the device is fully charged.
 - Once fully charged remove the device.

SAFETY PRECAUTIONS:


- **WARNING-**When using this product, basic precautions should always be followed:
 1. Read all the instructions before use.
 2. Never store or use this product in temperatures below 32°F(0°C) or above 115°F(45°C).
 3. Do not overcharge your device. The unit may become hot under excessive use. Remove your device once it is fully charged. Never charge your device for more than 7 hours at a time.
 4. To reduce the risk of injury, close supervision is required when the product is used near children.
 5. Do not expose the device to moisture.
 6. Do not use the device in excess of its output rating. Overload outputs above the rating may result in a risk of fire or injury
 7. Do not use the device if damaged or modified.
 8. Do not disassemble the device. For repairs, seek a qualified service professional, incorrect reassembly may result in a risk of fire or injury.
 9. Do not expose the device to fire or excessive temperature. Exposure to fire or temperatures above 104°F may cause explosion.
 10. Ensure that qualified service professionals use only identical replacement parts to ensure product safety.
 11. Attachments on the back of your device can impede the effectiveness of the wireless charger, and lead to overheating.
 12. Please remove any attachments from the device before charging on this device, attachments can interfere with wireless charging and lead to over heating.

FCC Statement:

- This device complies with Part 15 of the FCC Rules. Operation is subject to the following two conditions:
- (1) This device may not cause harmful interference, and
 - (2) This device must accept any interference received, including interference that may cause undesired operation.
- * Warning:
Changes or modifications not expressly approved by the party responsible for compliance could void the user's authority to operate the equipment.



MADE IN CHINA



FCC WARNING

This device complies with part 15 of the FCC Rules. Operation is subject to the following two conditions: (1) this device may not cause harmful interference, and (2) this device must accept any interference received, including interference that may cause undesired operation.

Any changes or modifications not expressly approved by the party responsible for compliance could void the user's authority to operate the equipment.

NOTE: This equipment has been tested and found to comply with the limits for a Class B digital device, pursuant to Part 15 of the FCC Rules. These limits are designed to provide reasonable protection against harmful interference in a residential installation. This equipment generates, uses and can radiate radio frequency energy and, if not installed and used in accordance with the instructions, may cause harmful interference to radio communications.

However, there is no guarantee that interference will not occur in a particular installation.

If this equipment does cause harmful interference to radio or television reception, which can be determined by turning the equipment off and on, the user is encouraged to try to correct the interference by one or more of the following measures:

- Reorient or relocate the receiving antenna.
- Increase the separation between the equipment and receiver.
- Connect the equipment into an outlet on a circuit different from that to which the receiver is connected.
- Consult the dealer or an experienced radio/TV technician for help.

To maintain compliance with FCC's RF Exposure guidelines, This equipment should be installed and operated with minimum distance between 20cm the radiator your body: Use only the supplied antenna.