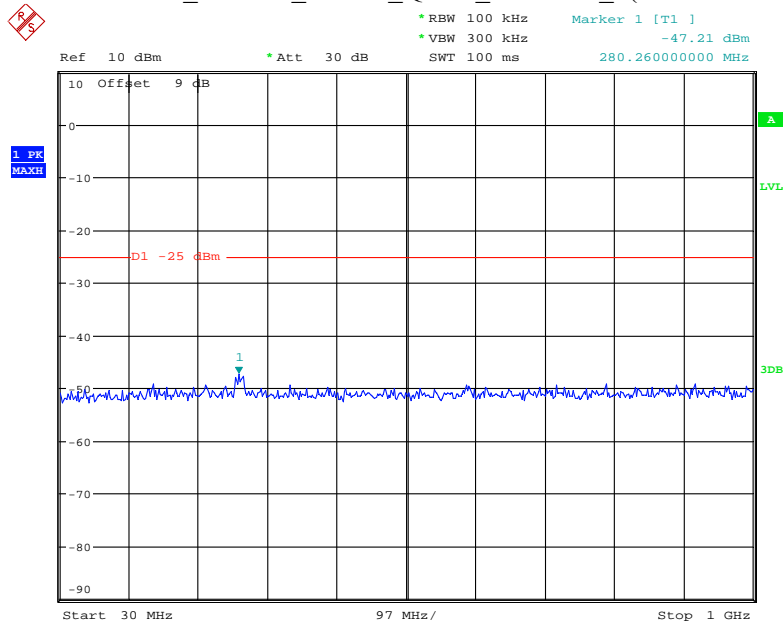
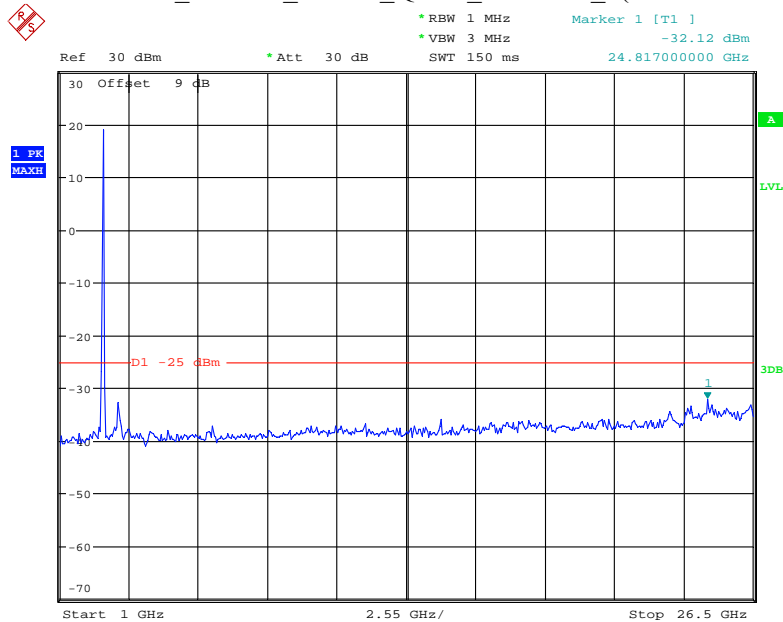


Band 38\_20 MHz\_Middle\_QPSK\_RB100#0\_1(30MHz-1GHz)



Date: 27.JUL.2020 19:52:01

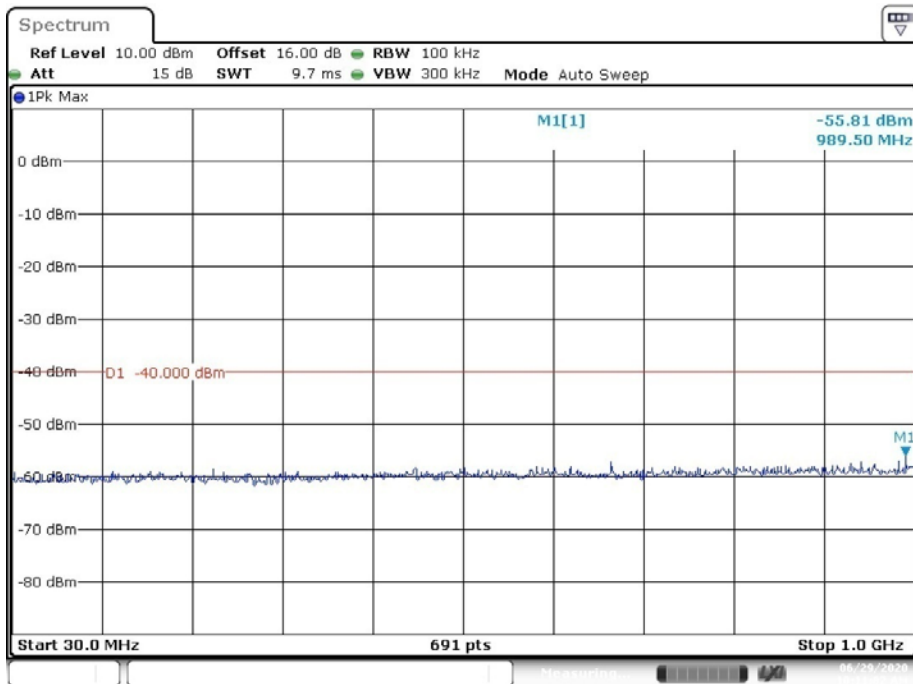
Band 38\_20 MHz\_Middle\_QPSK\_RB100#0\_2(1GHz-26.5GHz)



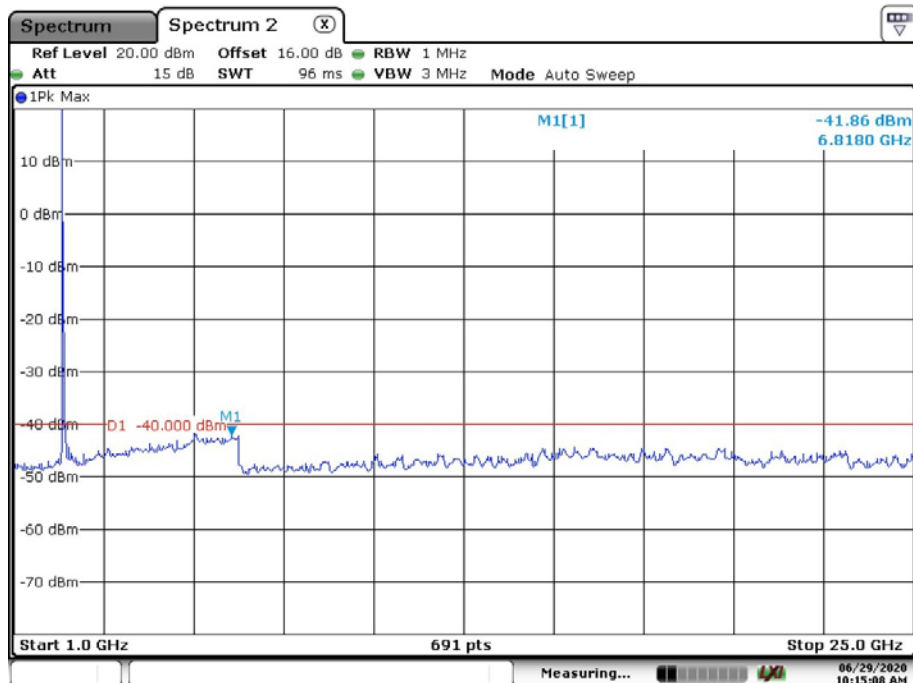
Date: 27.JUL.2020 19:52:13

Fundamental

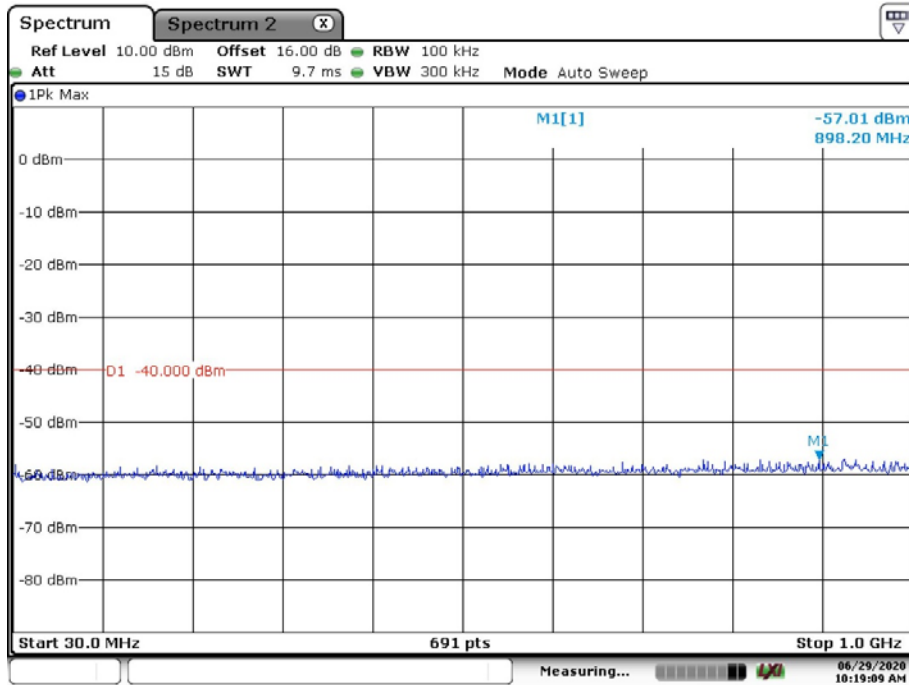
LTE Band 40 Lower\_5 MHz\_Middle Channel



Fundamental

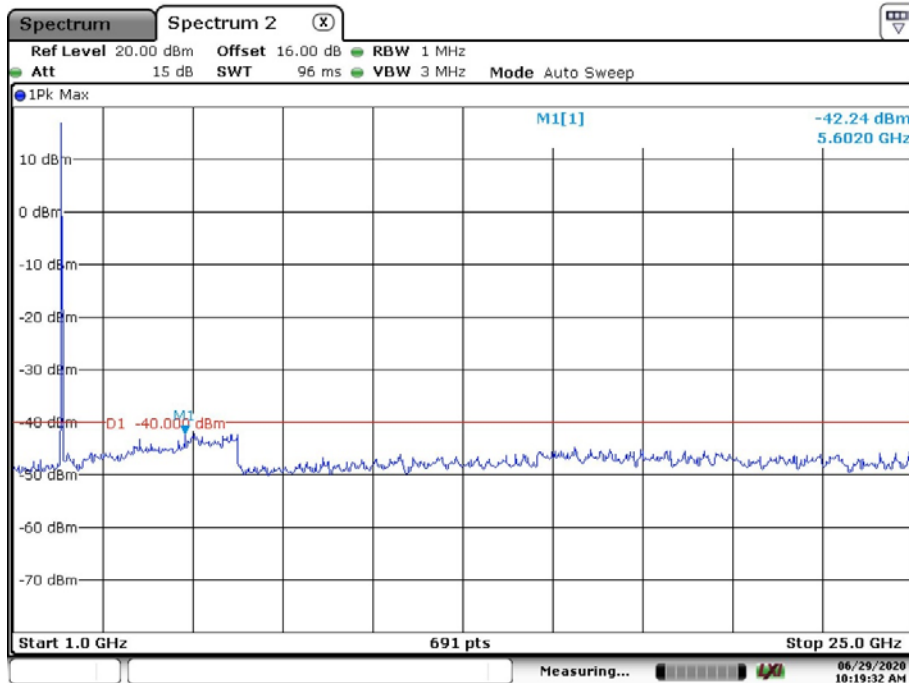


LTE Band 40 Lower \_10 MHz\_Middle Channel



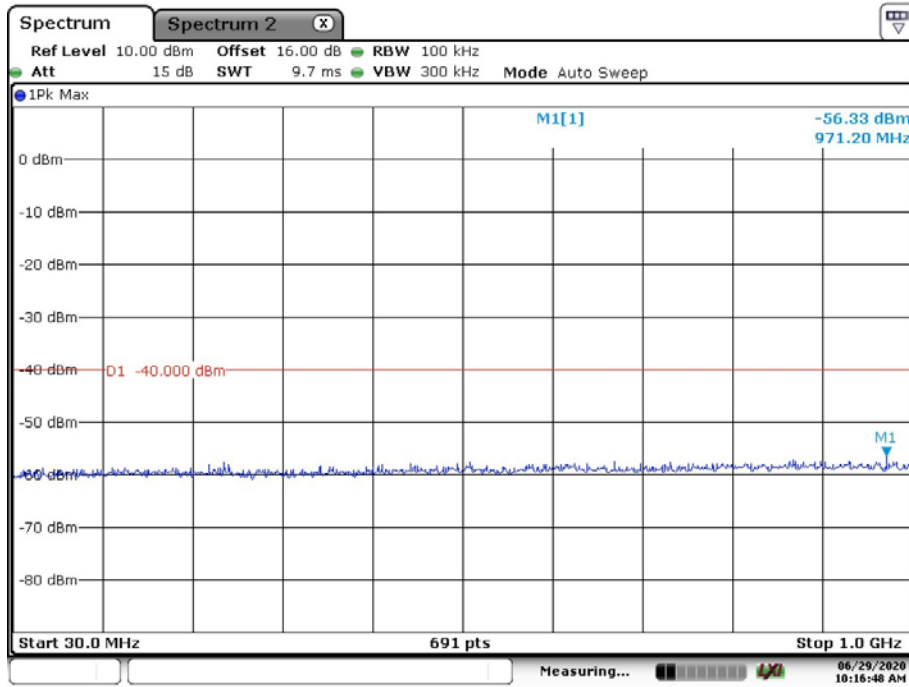
Date: 29.JUN.2020 10:19:09

Fundamental



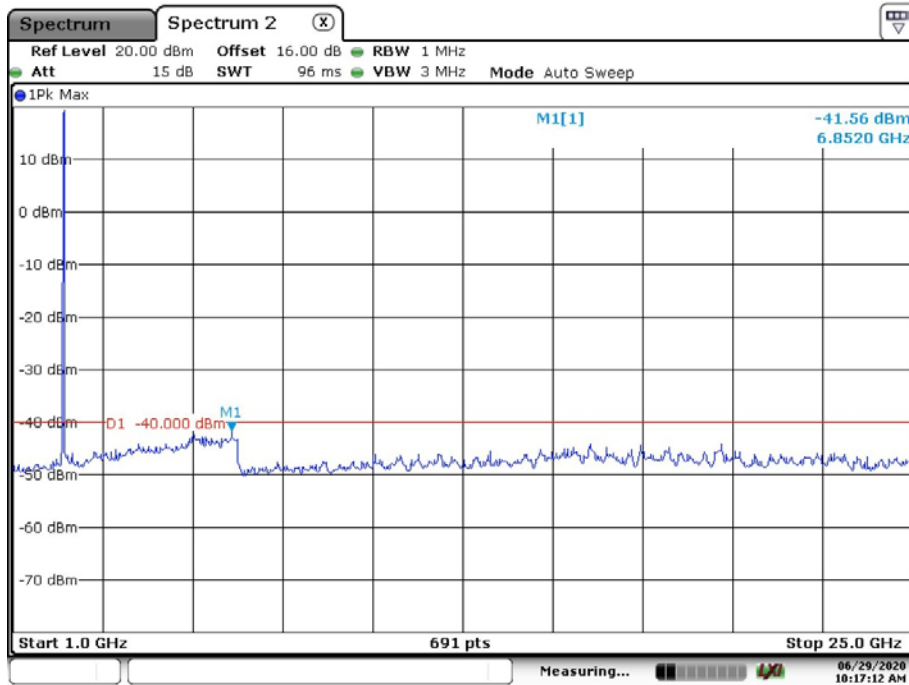
Date: 29.JUN.2020 10:19:32

LTE Band 40 Upper\_5 MHz\_Middle Channel



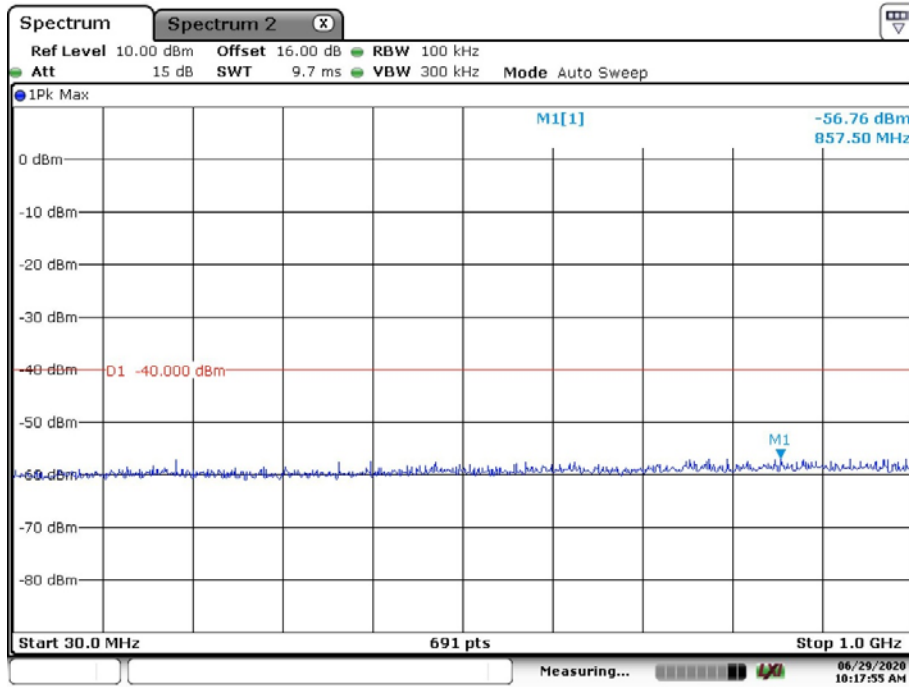
Date: 29.JUN.2020 10:16:48

Fundamental



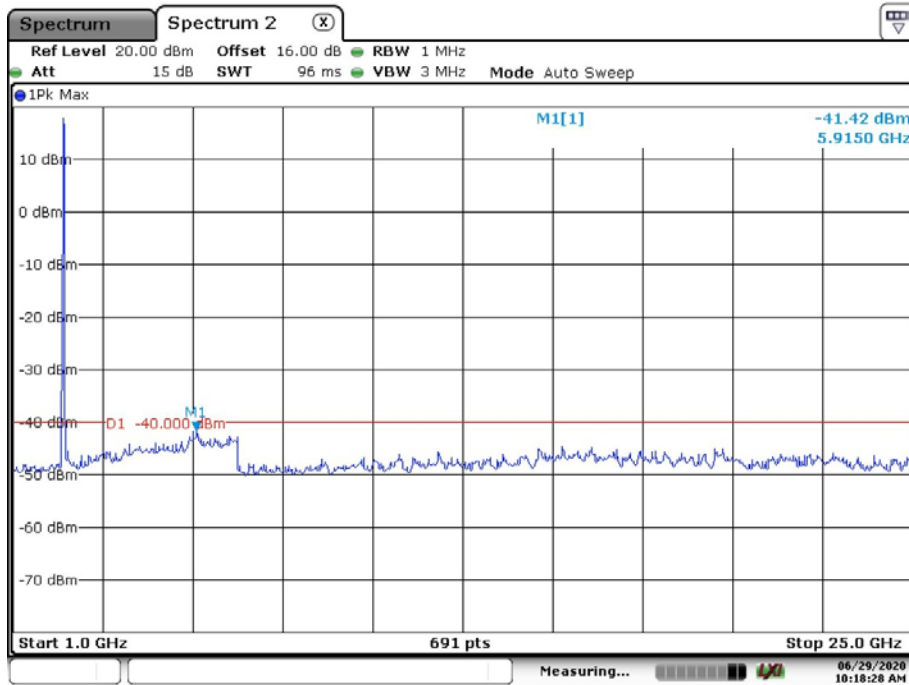
Date: 29.JUN.2020 10:17:13

LTE Band 40 Upper\_10 MHz\_Middle Channel



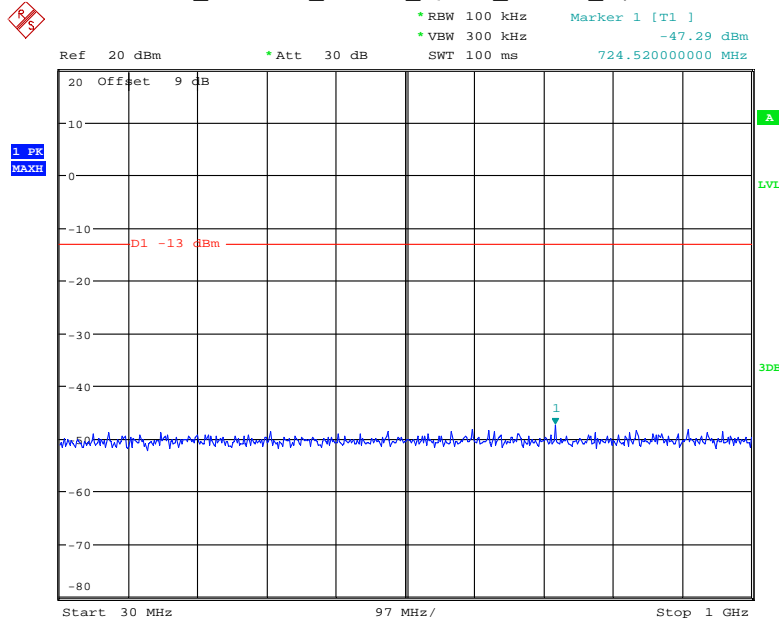
Date: 29.JUN.2020 10:17:55

Fundamental



Date: 29.JUN.2020 10:18:29

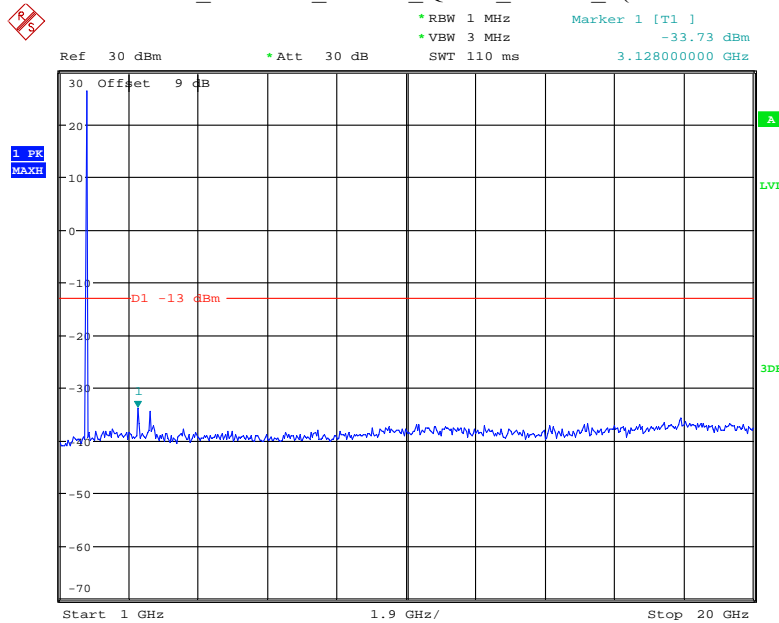
Band 66\_1.4 MHz\_Middle\_QPSK\_RB6#0\_1(30MHz-1GHz)



Date: 27.JUL.2020 19:52:35

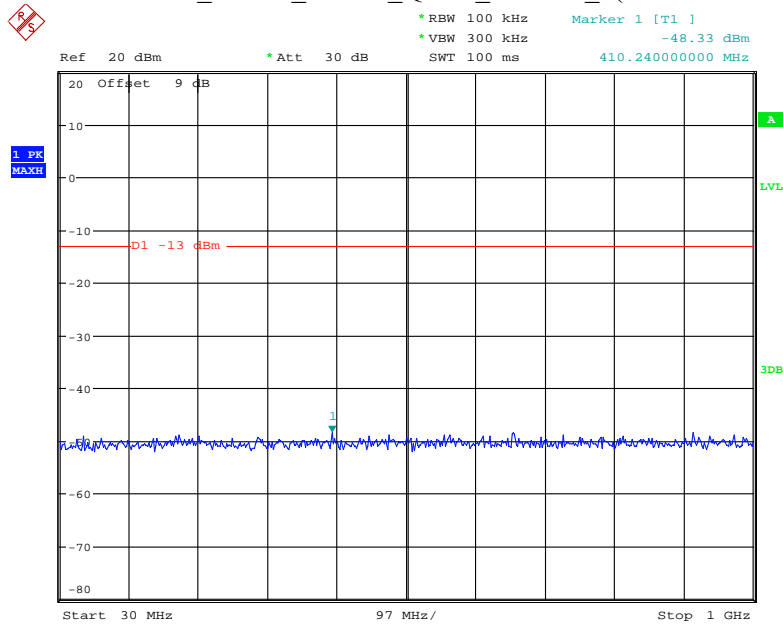
Band 66\_1.4 MHz\_Middle\_QPSK\_RB6#0\_2(1GHz-20GHz)

Fundamental



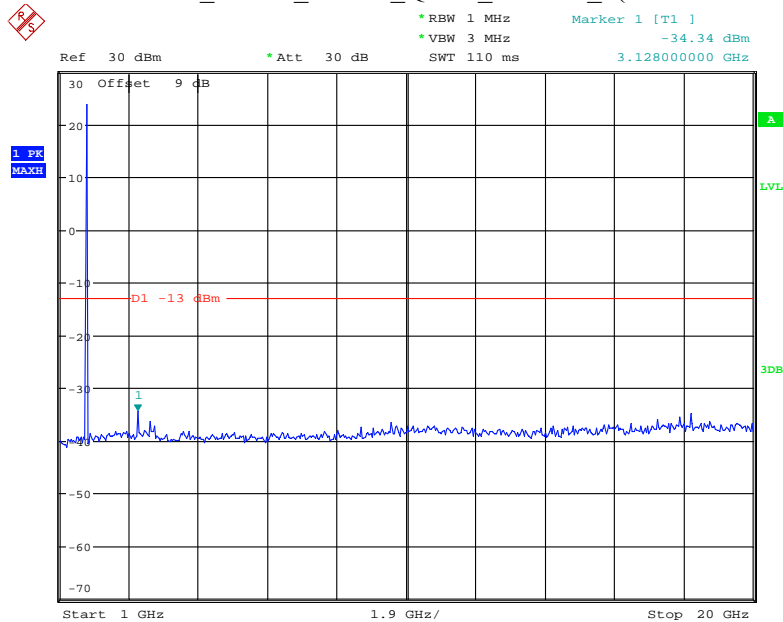
Date: 27.JUL.2020 19:52:46

Band 66\_3 MHz\_Middle\_QPSK\_RB15#0\_1(30MHz-1GHz)



Date: 27.JUL.2020 19:53:05

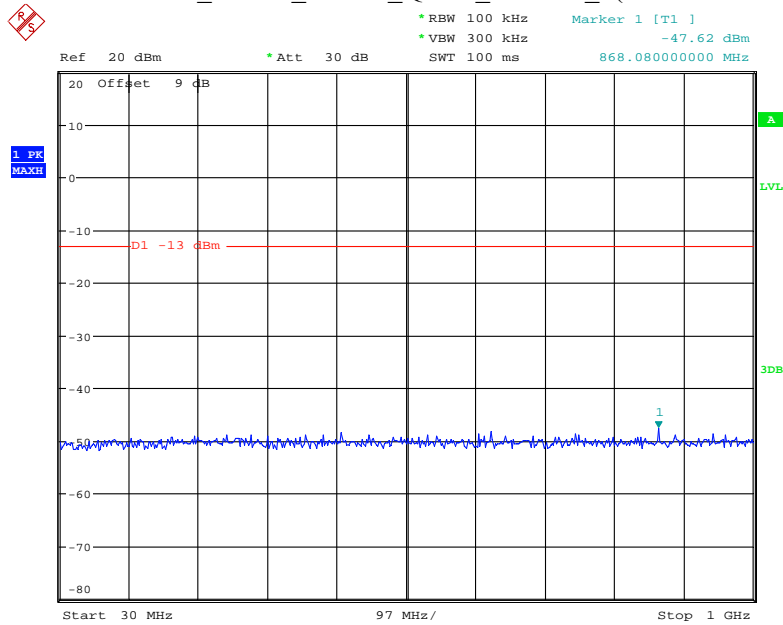
Band 66\_3 MHz\_Middle\_QPSK\_RB15#0\_2(1GHz-20GHz)



Date: 27.JUL.2020 19:53:17

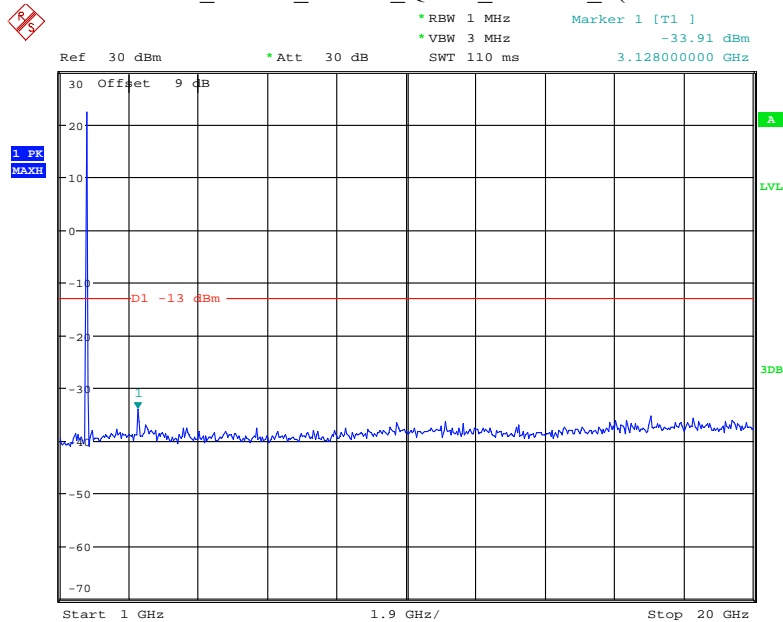
Fundamental

Band 66\_5 MHz\_Middle\_QPSK\_RB25#0\_1(30MHz-1GHz)



Date: 27.JUL.2020 19:53:38

Band 66\_5 MHz\_Middle\_QPSK\_RB25#0\_2(1GHz-20GHz)

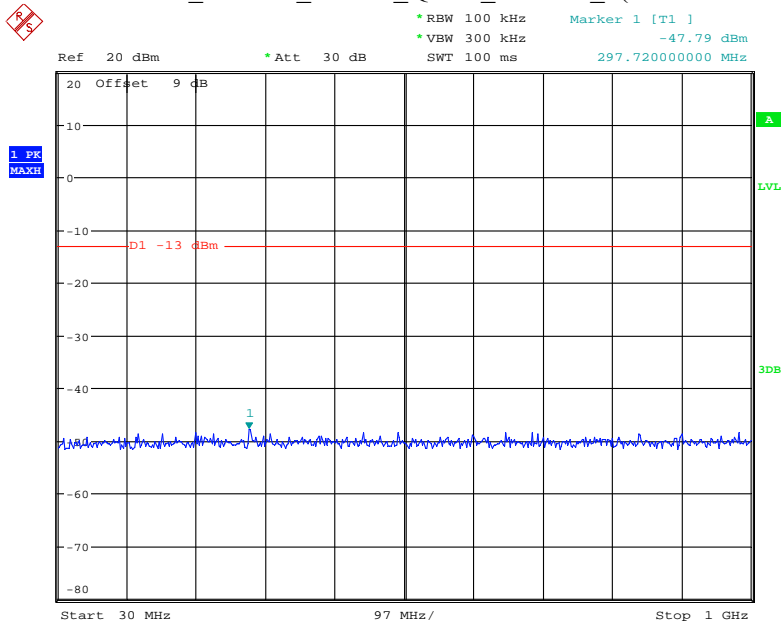


Date: 27.JUL.2020 19:53:50

Fundamental

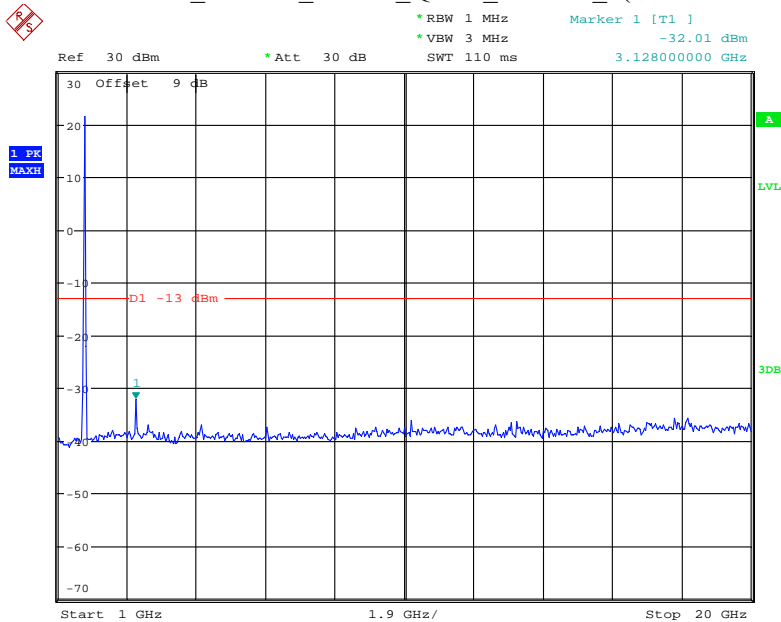


### Band 66\_10 MHz\_Middle\_QPSK\_RB50#0\_1(30MHz-1GHz)



Date: 27.JUL.2020 19:54:13

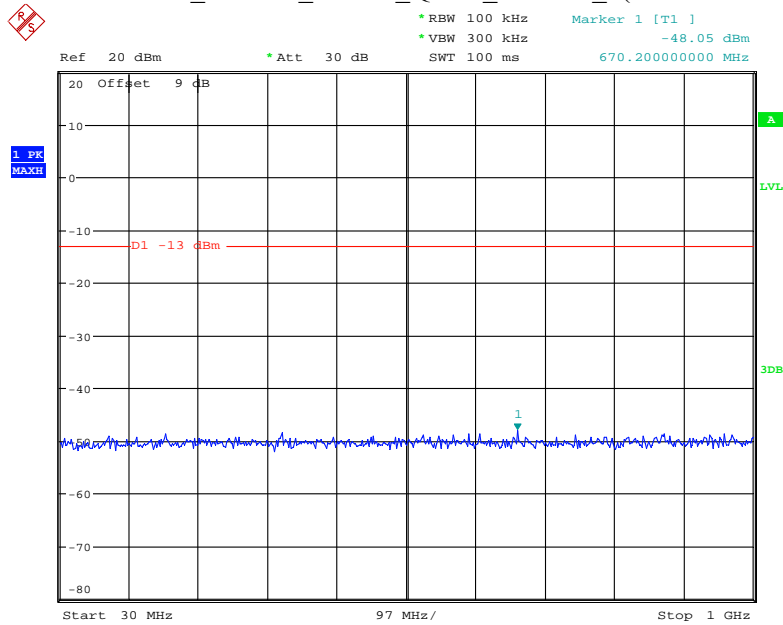
### Band 66\_10 MHz\_Middle\_QPSK\_RB50#0\_2(1GHz-20GHz)



Fundamental

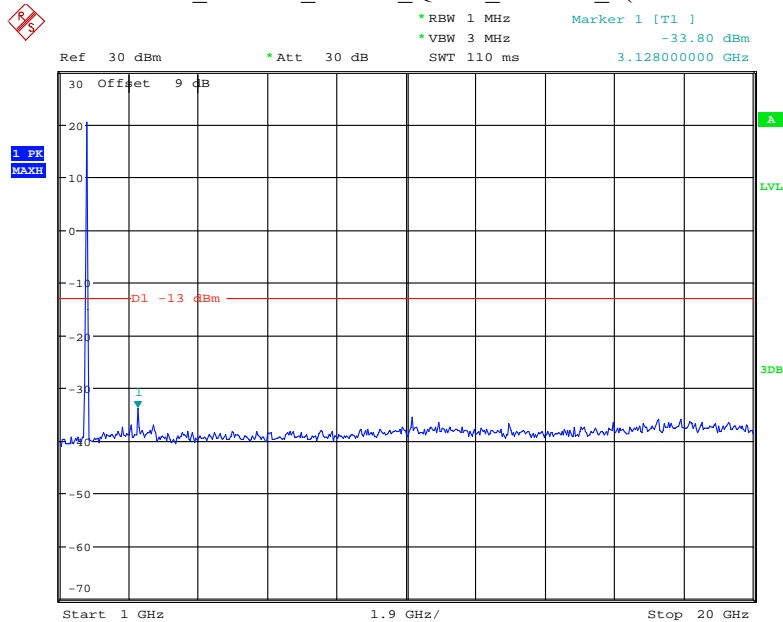
Date: 27.JUL.2020 19:54:24

Band 66\_15 MHz\_Middle\_QPSK\_RB75#0\_1(30MHz-1GHz)



Date: 27.JUL.2020 19:54:49

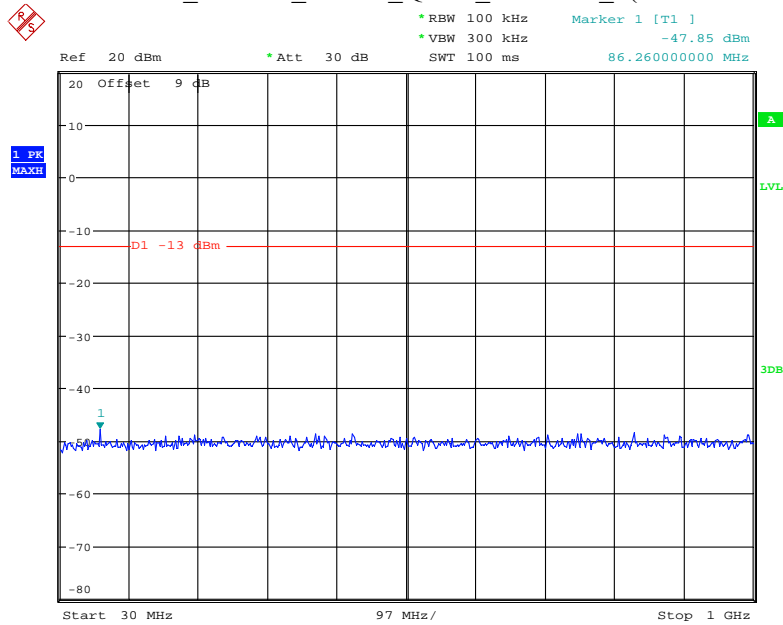
Band 66\_15 MHz\_Middle\_QPSK\_RB75#0\_2(1GHz-20GHz)



Date: 27.JUL.2020 19:55:01

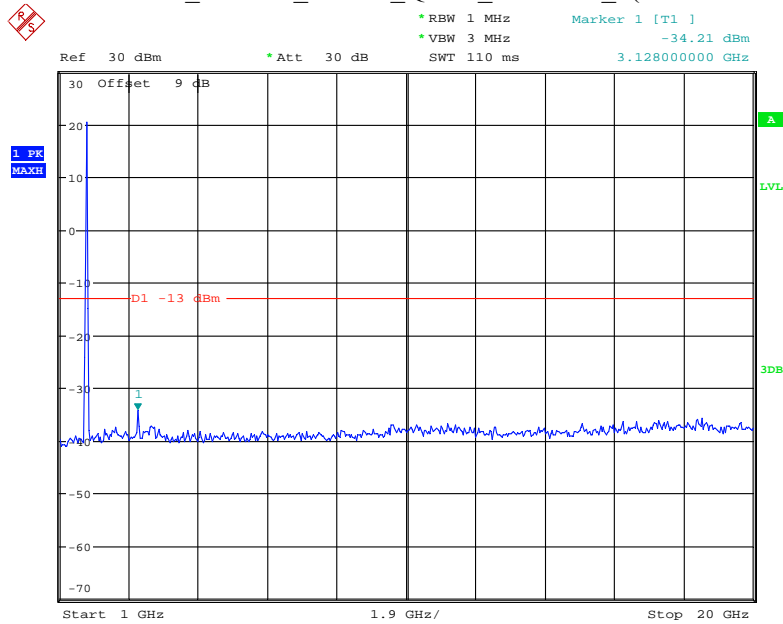
Fundamental

Band 66\_20 MHz\_Middle\_QPSK\_RB100#0\_1(30MHz-1GHz)



Date: 27.JUL.2020 19:55:23

Band 66\_20 MHz\_Middle\_QPSK\_RB100#0\_2(1GHz-20GHz)



Fundamental

Date: 27.JUL.2020 19:55:35

## **FCC §2.1053, §22.917 & §24.238 & §27.53- SPURIOUS RADIATED EMISSIONS**

---

### **Applicable Standard**

FCC § 2.1053, §22.917, § 24.238 and § 27.53;

### **Test Procedure**

The transmitter was placed on a wooden turntable, and it was transmitting into a non-radiating load which was also placed on the turntable.

The measurement antenna was placed at a distance of 3 meters from the EUT. During the tests, the antenna height and polarization as well as EUT azimuth were varied in order to identify the maximum level of emissions from the EUT. The test was performed by placing the EUT on 3-orthogonal axis.

The frequency range up to tenth harmonic of the fundamental frequency was investigated.

Remove the EUT and replace it with substitution antenna. A signal generator was connected to the substitution antenna by a non-radiating cable. The absolute levels of the spurious emissions were measured by the substitution.

Spurious emissions in dB =  $10 \lg(\text{TXpwr in Watts}/0.001)$  – the absolute level

Spurious attenuation limit in dB =  $43 + 10 \text{Log}_{10}(\text{power out in Watts})$

**Test Equipment List and Details**

Manufacturer	Description	Model	Serial Number	Calibration Date	Calibration Due Date
R&S	EMI Test Receiver	ESR3	102453	2019-06-26	2020-06-26
Sunol Sciences	Antenna	JB3	A060611-1	2017-11-10	2020-11-10
EMCO	Adjustable Dipole Antenna	3121C	9109-753	N/A	N/A
Unknown	Coaxial Cable	C-NJNJ-50	C-0400-01	2019-09-05	2020-09-05
Unknown	Coaxial Cable	C-NJNJ-50	C-0075-01	2019-09-05	2020-09-05
Unknown	Coaxial Cable	C-NJNJ-50	C-1400-01	2019-09-05	2020-09-05
Unknown	Coaxial Cable	C-NJNJ-50	C-0200-02	2019-09-05	2020-09-05
HP	Amplifier	8447D	2727A05902	2019-09-05	2020-09-05
Sinoscite	Band-stop filter	BSF824-862MS-1438-001	1438001	2019-06-16	2020-06-16
Agilent	Signal Generator	E8247C	MY43321350	2019-12-10	2020-12-10
Agilent	Spectrum Analyzer	E4440A	SG43360054	2019-05-09	2020-05-09
TDK RF	Horn Antenna	HRN-0118	130 084	2018-10-12	2021-10-12
ETS-Lindgren	Horn Antenna	3115	000 527 35	2018-10-12	2021-10-12
Unknown	Coaxial Cable	C-SJSJ-50	C-0800-01	2019-09-05	2020-09-05
Unknown	Coaxial Cable	C-NJNJ-50	C-0200-02	2019-09-05	2020-09-05
MITEQ	Amplifier	AFS42-00101800-25-S-42	2001271	2019-09-05	2020-09-05
Sinoscite	Band-stop filter	BSF1850-1910MS-0935V2	0935V2	2019-06-16	2020-06-16
Ducommun Technologies	Horn Antenna	ARH-4223-02	1007726-01 1304	2017-12-06	2020-12-05
Ducommun Technologies	Horn Antenna	ARH-4223-02	1007726-02 1304	2017-12-06	2020-12-05
Quinstar	Amplifier	QLW-18405536-JO	15964001001	2019-06-27	2020-06-27

\* **Statement of Traceability:** Bay Area Compliance Laboratories Corp. (Dongguan) attests that all calibrations have been performed, traceable to National Primary Standards and International System of Units (SI).

**Test Data**

**Environmental Conditions**

Test Items	Radiation Below 1GHz	Radiation Above 1GHz
Temperature:	26.5 °C	26°C
Relative Humidity:	64%	69 %
ATM Pressure:	100.9 kPa	100.9kPa
Tester:	Joker Chen	Bond Qin
Test Date:	2020-05-12	2020-05-13

*Test Result: Compliance.*

*EUT Operation Mode: Transmitting*

**Cellular Band (PART 22H)****30 MHz-10 GHz:**

Frequency (MHz)	Polar (H/V)	Receiver Reading (dB $\mu$ V)	Substituted Method			Absolute Level (dBm)	Limit (dBm)	Margin (dB)
			Substituted Level (dBm)	Antenna Gain (dBd/dBi)	Cable Loss (dB)			
GPRS850, Frequency:836.600 MHz								
1673.200	H	43.17	-60.77	10.6	0.73	-50.9	-13.0	37.9
1673.200	V	59.64	-44.9	10.6	0.73	-35.0	-13.0	22.0
2509.800	H	37.91	-65	13.1	1.25	-53.1	-13.0	40.1
2509.800	V	51.02	-51.92	13.1	1.25	-40.1	-13.0	27.1
3346.400	H	37.16	-62.52	13.8	1.61	-50.3	-13.0	37.3
3346.400	V	37.24	-62.48	13.8	1.61	-50.3	-13.0	37.3
126.200	H	43.30	-60.9	0.0	0.32	-61.2	-13.0	48.2
32.100	V	38.47	-34.47	-25.3	0.26	-60.1	-13.0	47.1
WCDMA Band V, Frequency:836.600 MHz								
1673.200	H	41.42	-62.52	10.6	0.73	-52.6	-13.0	39.6
1673.200	V	42.13	-62.41	10.6	0.73	-52.5	-13.0	39.5
2509.800	H	40.91	-62	13.1	1.25	-50.1	-13.0	37.1
2509.800	V	40.03	-62.91	13.1	1.25	-51.1	-13.0	38.1
3346.400	H	36.64	-63.04	13.8	1.61	-50.8	-13.0	37.8
3346.400	V	36.83	-62.89	13.8	1.61	-50.7	-13.0	37.7
32.100	H	37.56	-42.11	-25.3	0.26	-67.7	-13.0	54.7
425.200	V	44.62	-63.32	0.0	0.64	-64.0	-13.0	51.0

**PCS Band (PART 24E)**

**30 MHz-20 GHz:**

Frequency (MHz)	Polar (H/V)	Receiver Reading (dBµV)	Substituted Method			Absolute Level (dBm)	Limit (dBm)	Margin (dB)
			Substituted Level (dBm)	Antenna Gain (dBd/dBi)	Cable Loss (dB)			
GPRS1900, Frequency:1880.000 MHz								
3760.000	H	41.47	-56.17	13.8	1.63	-44.0	-13.0	31.0
3760.000	V	39.04	-58.46	13.8	1.63	-46.3	-13.0	33.3
5640.000	H	36.86	-56.73	14.0	1.31	-44.0	-13.0	31.0
5640.000	V	36.29	-57.19	14.0	1.31	-44.5	-13.0	31.5
700.300	H	40.47	-60.95	0.0	0.94	-61.9	-13.0	48.9
300.200	V	41.71	-68.27	0.0	0.52	-68.8	-13.0	55.8
WCDMA Band II, Frequency:1880.000 MHz								
3760.000	H	39.24	-58.4	13.8	1.63	-46.3	-13.0	33.3
3760.000	V	40.83	-56.67	13.8	1.63	-44.5	-13.0	31.5
5640.000	H	34.87	-58.72	14.0	1.31	-46.0	-13.0	33.0
5640.000	V	35.04	-58.44	14.0	1.31	-45.7	-13.0	32.7
425.200	H	46.39	-58.27	0.0	0.64	-58.9	-13.0	45.9
425.200	V	44.73	-63.21	0.0	0.64	-63.9	-13.0	50.9

**LTE Band 2 (30MHz-20GHz):**

Frequency (MHz)	Polar (H/V)	Receiver Reading (dBµV)	Substituted Method			Absolute Level (dBm)	Limit (dBm)	Margin (dB)
			Substituted Level (dBm)	Antenna Gain (dBd/dBi)	Cable Loss (dB)			
QPSK, Frequency:1880.000 MHz								
3760.00	H	39.16	-58.48	13.76	1.63	-46.35	-13.00	33.35
3760.00	V	40.29	-57.21	13.76	1.63	-45.08	-13.00	32.08
5640.00	H	34.42	-59.17	14.02	1.31	-46.46	-13.00	33.46
5640.00	V	34.80	-58.68	14.02	1.31	-45.97	-13.00	32.97
425.20	H	46.42	-58.24	0.00	0.64	-58.88	-13.00	45.88
32.10	V	38.71	-34.23	-25.33	0.26	-59.82	-13.00	46.82

**LTE Band 4 (30MHz-20GHz):**

Frequency (MHz)	Polar (H/V)	Receiver Reading (dBµV)	Substituted Method			Absolute Level (dBm)	Limit (dBm)	Margin (dB)
			Substituted Level (dBm)	Antenna Gain (dBd/dBi)	Cable Loss (dB)			
QPSK, Frequency: 1732.500 MHz								
3465.00	H	39.53	-59.66	13.91	1.62	-47.37	-13.00	34.37
3465.00	V	42.01	-57.21	13.91	1.62	-44.92	-13.00	31.92
5197.50	H	39.41	-55.28	14.00	1.52	-42.80	-13.00	29.80
5197.50	V	36.04	-58.72	14.00	1.52	-46.24	-13.00	33.24
425.20	H	43.16	-61.50	0.00	0.64	-62.14	-13.00	49.14
40.50	V	54.87	-32.80	-25.74	0.21	-58.75	-13.00	45.75

**LTE Band 5(30MHz-10GHz):**

Frequency (MHz)	Polar (H/V)	Receiver Reading (dBμV)	Substituted Method			Absolute Level (dBm)	Limit (dBm)	Margin (dB)
			Substituted Level (dBm)	Antenna Gain (dBd/dBi)	Cable Loss (dB)			
QPSK, Frequency: 836.500 MHz								
1673.00	H	40.28	-63.66	10.61	0.73	-53.78	-13.00	40.78
1673.00	V	41.58	-62.96	10.61	0.73	-53.08	-13.00	40.08
2509.50	H	38.78	-64.13	13.11	1.25	-52.27	-13.00	39.27
2509.50	V	38.39	-64.55	13.11	1.25	-52.69	-13.00	39.69
3346.00	H	35.92	-63.76	13.83	1.61	-51.54	-13.00	38.54
3346.00	V	36.84	-62.88	13.83	1.61	-50.66	-13.00	37.66
425.20	H	45.52	-59.14	0.00	0.64	-59.78	-13.00	46.78
32.10	V	36.84	-36.10	-25.33	0.26	-61.69	-13.00	48.69

**LTE Band 7 (30MHz-26.5GHz):**

Frequency (MHz)	Polar (H/V)	Receiver Reading (dBμV)	Substituted Method			Absolute Level (dBm)	Limit (dBm)	Margin (dB)
			Substituted Level (dBm)	Antenna Gain (dBd/dBi)	Cable Loss (dB)			
QPSK, Frequency: 2535.000 MHz								
5070.00	H	36.84	-58.27	13.93	1.34	-45.68	-25.00	20.68
5070.00	V	36.05	-58.87	13.93	1.34	-46.28	-25.00	21.28
7605.00	H	42.36	-46.52	13.21	1.40	-34.71	-25.00	9.71
7605.00	V	40.28	-49.00	13.21	1.40	-37.19	-25.00	12.19
425.20	H	45.91	-58.75	0.00	0.64	-59.39	-25.00	34.39
32.10	V	37.20	-35.74	-25.33	0.26	-61.33	-25.00	36.33

**LTE Band 12(30MHz-10GHz):**

Frequency (MHz)	Polar (H/V)	Receiver Reading (dBμV)	Substituted Method			Absolute Level (dBm)	Limit (dBm)	Margin (dB)
			Substituted Level (dBm)	Antenna Gain (dBd/dBi)	Cable Loss (dB)			
QPSK, Frequency: 707.500 MHz								
1415.00	H	43.06	-60.55	9.08	1.22	-52.69	-13.00	39.69
1415.00	V	42.73	-61.40	9.08	1.22	-53.54	-13.00	40.54
2122.50	H	37.54	-64.47	11.27	1.11	-54.31	-13.00	41.31
2122.50	V	39.03	-62.96	11.27	1.11	-52.80	-13.00	39.80
2830.00	H	38.25	-63.17	13.34	1.36	-51.19	-13.00	38.19
2830.00	V	39.07	-62.58	13.34	1.36	-50.60	-13.00	37.60
425.20	H	42.32	-62.34	0.00	0.64	-62.98	-13.00	49.98
40.50	V	54.60	-33.07	-25.74	0.21	-59.02	-13.00	46.02



**LTE Band 17(30MHz-10GHz):**

Frequency (MHz)	Polar (H/V)	Receiver Reading (dBµV)	Substituted Method			Absolute Level (dBm)	Limit (dBm)	Margin (dB)
			Substituted Level (dBm)	Antenna Gain (dBd/dBi)	Cable Loss (dB)			
QPSK, Frequency:710.000 MHz								
1420.00	H	38.73	-64.95	9.10	1.23	-57.08	-13.00	44.08
1420.00	V	39.97	-64.21	9.10	1.23	-56.34	-13.00	43.34
2130.00	H	38.34	-63.66	11.22	1.11	-53.55	-13.00	40.55
2130.00	V	38.41	-63.56	11.22	1.11	-53.45	-13.00	40.45
2840.00	H	37.86	-63.46	13.42	1.36	-51.40	-13.00	38.40
2840.00	V	37.66	-63.90	13.42	1.36	-51.84	-13.00	38.84
425.20	H	43.17	-61.49	0.00	0.64	-62.13	-13.00	49.13
40.50	V	55.00	-32.67	-25.74	0.21	-58.62	-13.00	45.62

**LTE Band 38(30MHz-26.5GHz):**

Frequency (MHz)	Polar (H/V)	Receiver Reading (dBµV)	Substituted Method			Absolute Level (dBm)	Limit (dBm)	Margin (dB)
			Substituted Level (dBm)	Antenna Gain (dBd/dBi)	Cable Loss (dB)			
QPSK, Frequency:2595.000 MHz								
5190.00	H	43.84	-50.85	13.99	1.51	-38.37	-25.00	13.37
5190.00	V	41.20	-53.54	13.99	1.51	-41.06	-25.00	16.06
7785.00	H	46.39	-42.93	13.32	1.53	-31.14	-25.00	6.14
7785.00	V	46.75	-42.82	13.32	1.53	-31.03	-25.00	6.03
425.20	H	42.51	-62.15	0.00	0.64	-62.79	-25.00	37.79
40.50	V	53.97	-33.70	-25.74	0.21	-59.65	-25.00	34.65

**LTE Band 40 Lower (30MHz-25GHz):**

Frequency (MHz)	Polar (H/V)	Receiver Reading (dBµV)	Substituted Method			Absolute Level (dBm)	Limit (dBm)	Margin (dB)
			Substituted Level (dBm)	Antenna Gain (dBd/dBi)	Cable Loss (dB)			
QPSK, Frequency: 2310.000 MHz								
4620.00	H	41.25	-55.85	14.24	1.81	-43.42	-40.00	3.42
4620.00	V	42.51	-54.69	14.24	1.81	-42.26	-40.00	2.26
6930.00	H	36.52	-54.17	13.64	1.81	-42.34	-40.00	2.34
6930.00	V	35.25	-55.31	13.64	1.81	-43.48	-40.00	3.48
425.20	H	45.03	-59.63	0.00	0.64	-60.27	-40.00	20.27
32.10	V	36.69	-36.25	-25.33	0.26	-61.84	-40.00	21.84

**LTE Band 40 Upper (30MHz-25GHz):**

Frequency (MHz)	Polar (H/V)	Receiver Reading (dB $\mu$ V)	Substituted Method			Absolute Level (dBm)	Limit (dBm)	Margin (dB)
			Substituted Level (dBm)	Antenna Gain (dBd/dBi)	Cable Loss (dB)			
QPSK, Frequency: 2355.000 MHz								
4710.00	H	41.97	-55.15	14.39	1.66	-42.42	-40.00	2.42
4710.00	V	42.76	-54.45	14.39	1.66	-41.72	-40.00	1.72
7065.00	H	36.10	-54.14	13.31	1.76	-42.59	-40.00	2.59
7065.00	V	35.12	-55.03	13.31	1.76	-43.48	-40.00	3.48
425.20	H	46.32	-58.34	0.00	0.64	-58.98	-40.00	18.98
32.10	V	37.29	-35.65	-25.33	0.26	-61.24	-40.00	21.24

**LTE Band 66 (30MHz-20GHz):**

Frequency (MHz)	Polar (H/V)	Receiver Reading (dB $\mu$ V)	Substituted Method			Absolute Level (dBm)	Limit (dBm)	Margin (dB)
			Substituted Level (dBm)	Antenna Gain (dBd/dBi)	Cable Loss (dB)			
QPSK, Frequency: 1745.000 MHz								
3490.00	H	37.62	-61.44	13.83	1.61	-49.22	-13.00	36.22
3490.00	V	43.02	-56.05	13.83	1.61	-43.83	-13.00	30.83
5235.00	H	38.41	-56.50	14.11	1.40	-43.79	-13.00	30.79
5235.00	V	39.42	-55.57	14.11	1.40	-42.86	-13.00	29.86
425.20	H	43.60	-61.06	0.00	0.64	-61.70	-13.00	48.70
40.50	V	54.09	-33.58	-25.74	0.21	-59.53	-13.00	46.53

Note:

- 1) The unit of Antenna Gain is dBd for frequency below 1GHz, and the unit of Antenna Gain is dBi for frequency above 1GHz.
- 2) Absolute Level = Substituted Level - Cable loss + Antenna Gain
- 3) Margin = Limit - Absolute Level

## FCC §22.917(a) & §24.238(a) & §27.53 - BAND EDGES

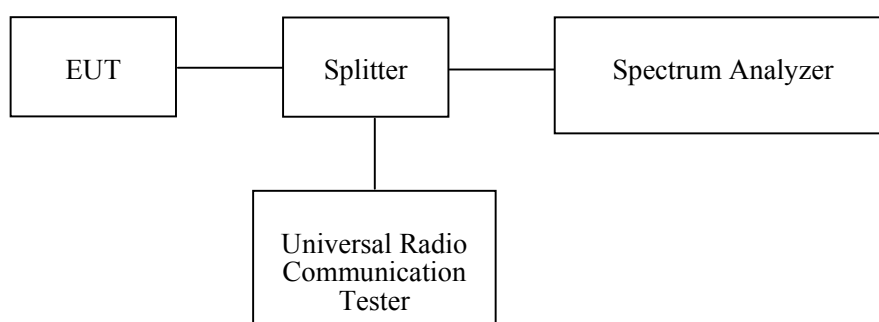
### Applicable Standard

FCC § 2.1053, §22.917, § 24.238 and § 27.53

### Test Procedure

The RF output of the transmitter was connected to the input of the spectrum analyzer through sufficient attenuation.

The center of the spectrum analyzer was set to block edge frequency.



### Test Equipment List and Details

Manufacturer	Description	Model	Serial Number	Calibration Date	Calibration Due Date
R&S	Spectrum Analyzer	FSV40	101474	2020-01-09	2021-01-09
R&S	Spectrum Analyzer	FSU 26	200256	2020-01-04	2021-01-04
yzjingcheng	Coaxial Cable	KTRFBU-141-50	41005011	Each time	N/A
Unknown	Coaxial Cable	C-SJ00-0010	C0010/01	Each time	N/A
E-Microwave	Coaxial Attenuators	EMCA10-5RN-6	OE01203239	Each time	N/A

\* **Statement of Traceability:** Bay Area Compliance Laboratories Corp. (Dongguan) attests that all calibrations have been performed, traceable to National Primary Standards and International System of Units (SI).

### Test Data

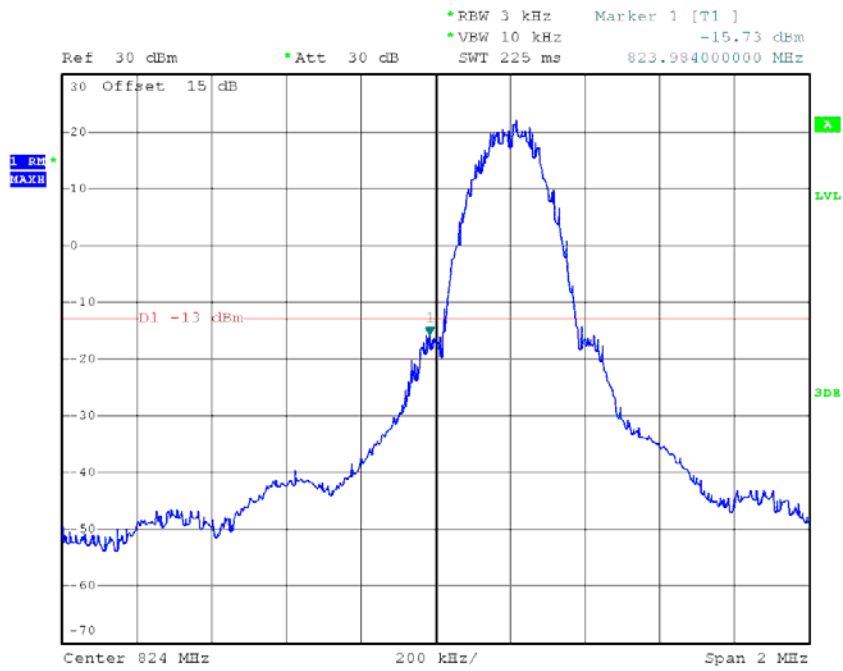
#### Environmental Conditions

<b>Temperature:</b>	26.3°C~ 27 °C
<b>Relative Humidity:</b>	62%~66 %
<b>ATM Pressure:</b>	100.4kPa ~100.7kPa
<b>Tester:</b>	Rita Huang
<b>Test Date:</b>	2020-05-14~2020-07-28

*Test Mode: Transmitting*

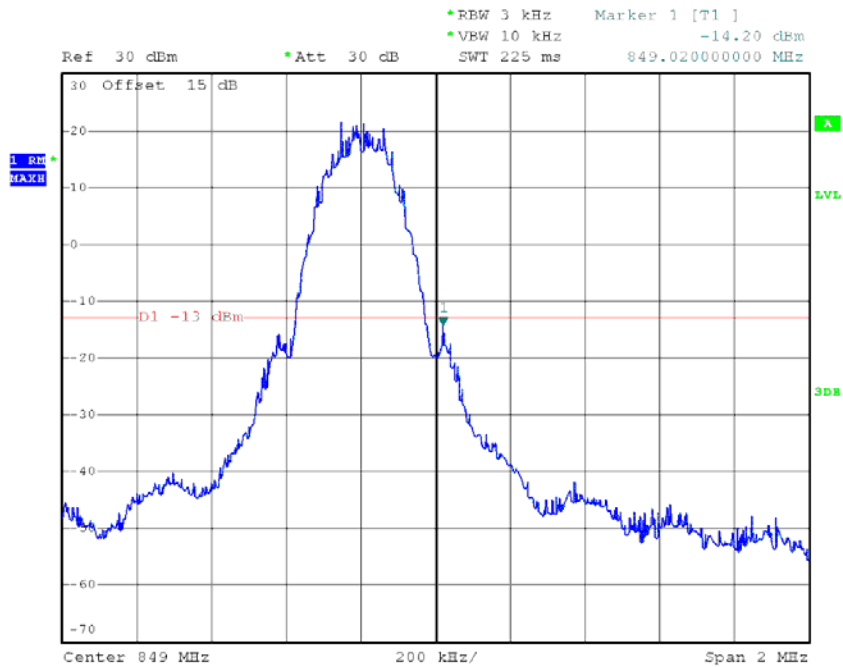
*Test Result: Compliance. Please refer to the following plots.*

### GPRS 850, Left Band Edge



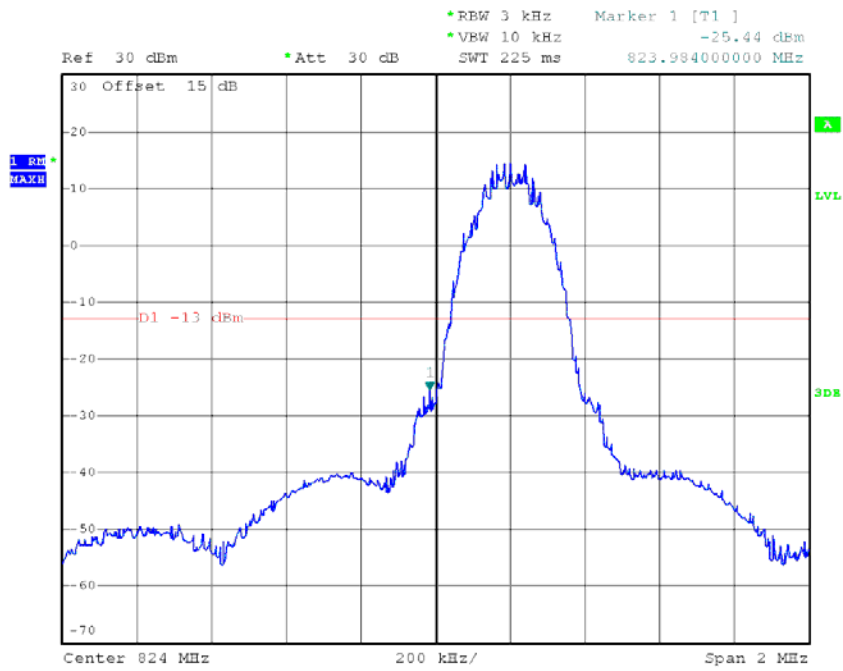
Date: 14.MAY.2020 15:30:06

### GPRS 850, Right Band Edge



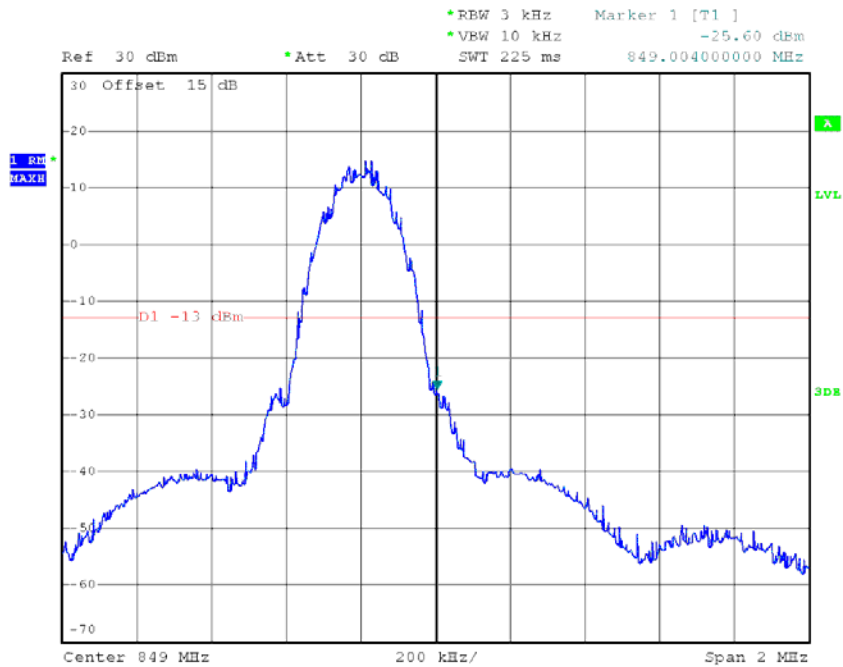
Date: 14.MAY.2020 15:31:11

### EDGE 850, Left Band Edge



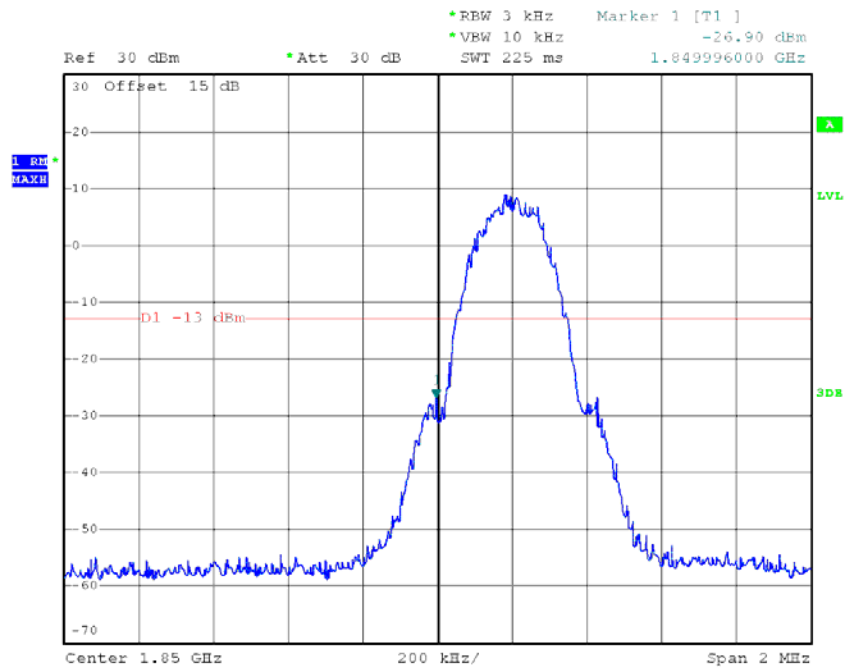
Date: 14.MAY.2020 15:36:53

### EDGE 850, Right Band Edge



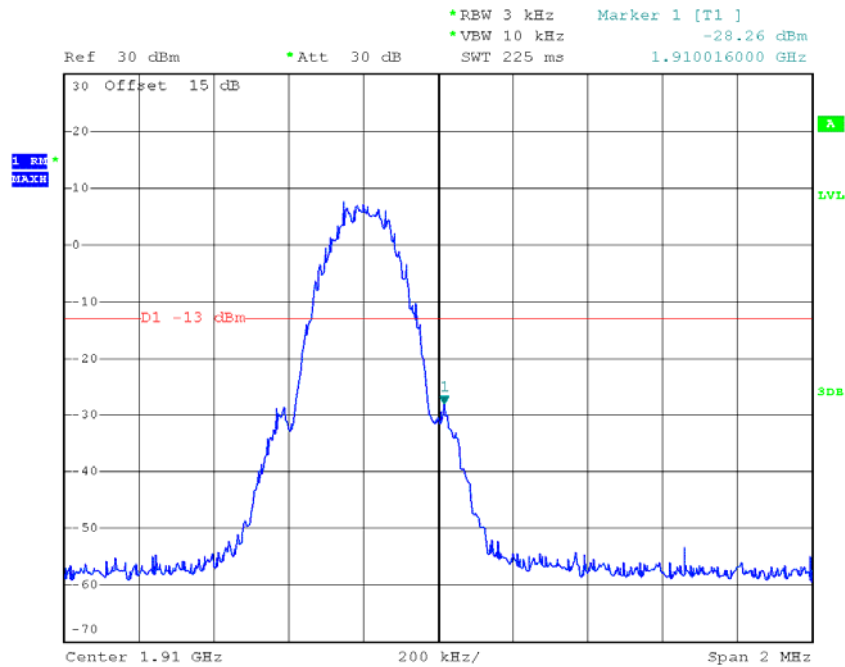
Date: 14.MAY.2020 15:35:12

### GPRS 1900, Left Band Edge



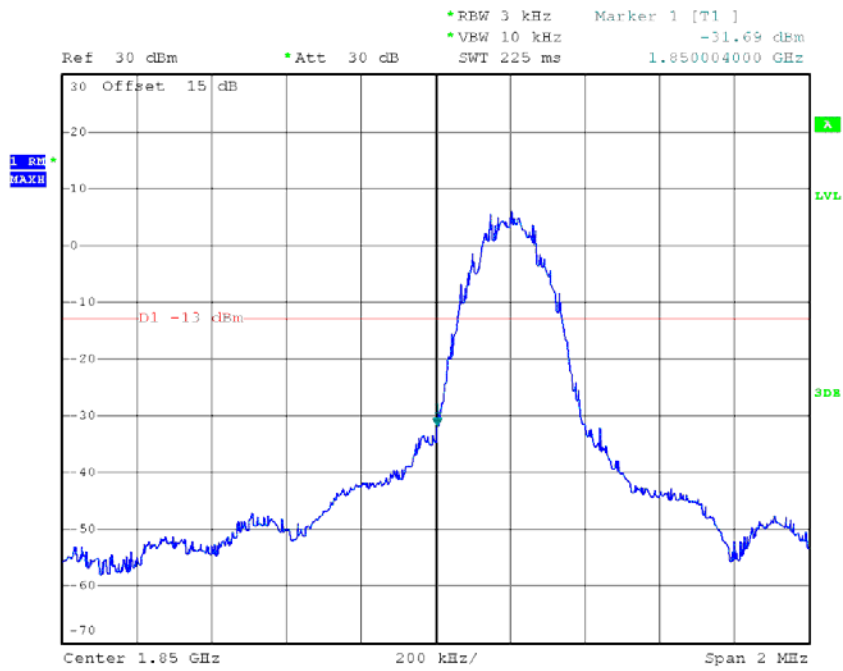
Date: 14.MAY.2020 15:16:55

### GPRS 1900, Right Band Edge



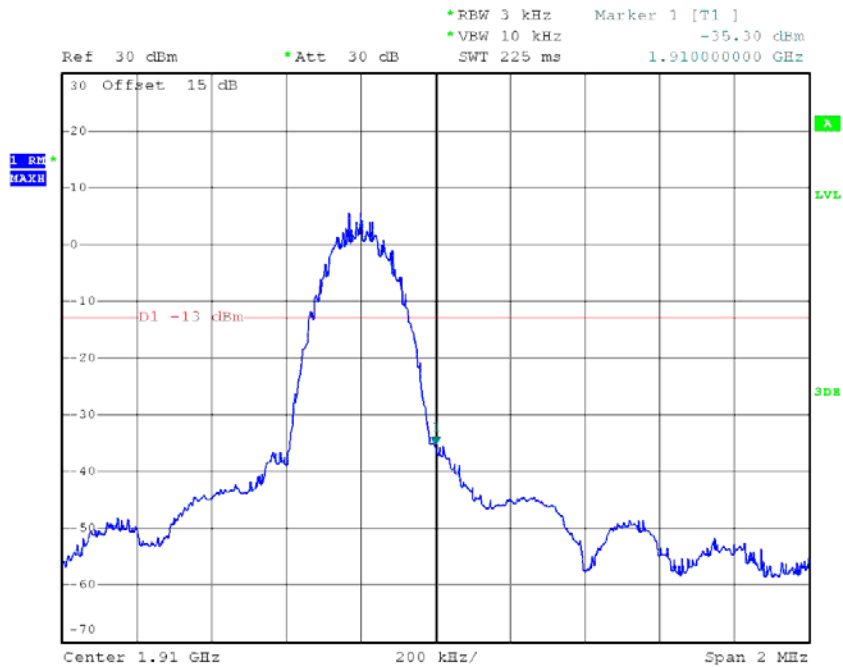
Date: 14.MAY.2020 15:19:38

### EDGE 1900, Left Band Edge



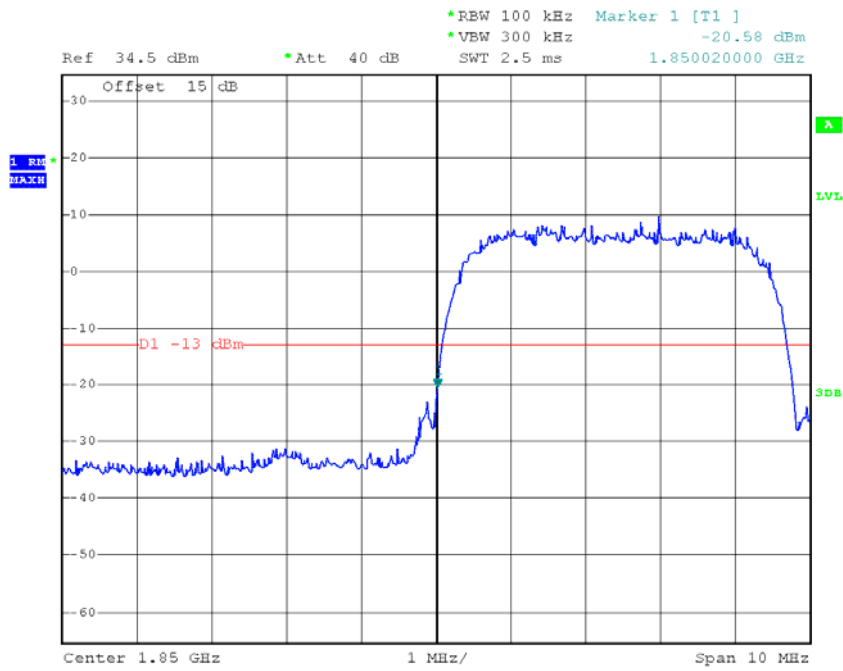
Date: 14.MAY.2020 15:25:53

### EDGE 1900, Right Band Edge



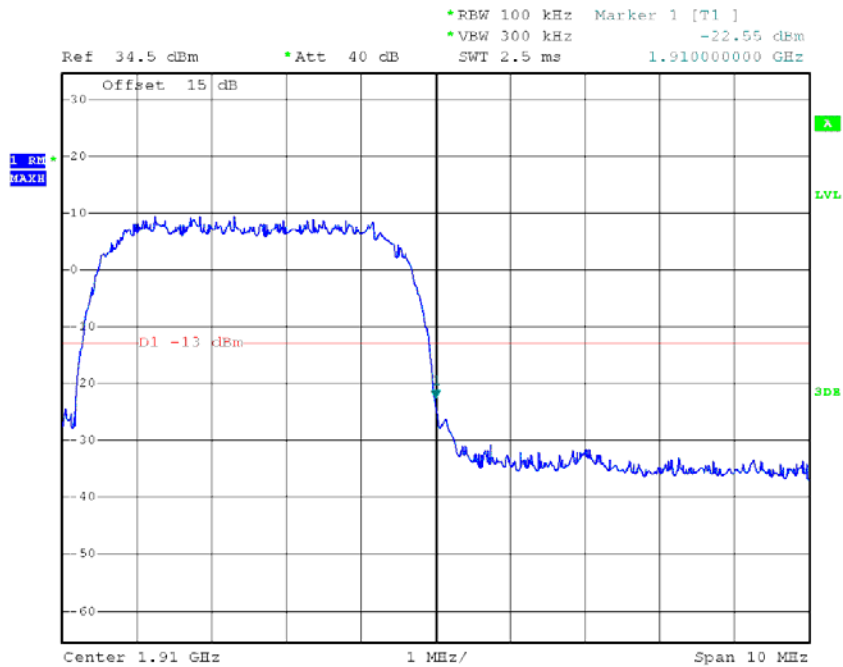
Date: 14.MAY.2020 15:24:57

### WCDMA Band 2 Rel 99, Left Band Edge



Date: 14.MAY.2020 19:16:31

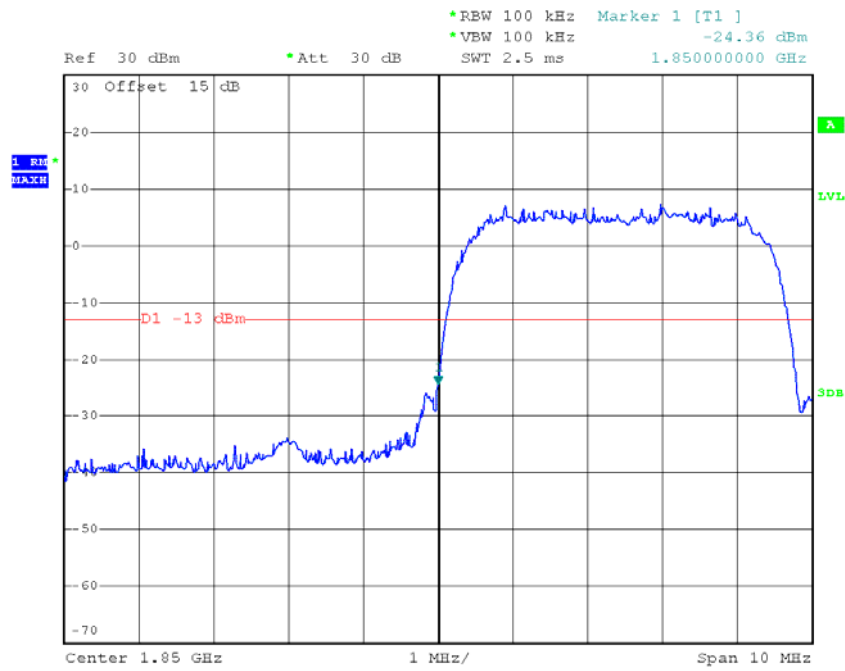
### WCDMA Band 2 Rel 99, Right Band Edge



Date: 14.MAY.2020 19:17:07

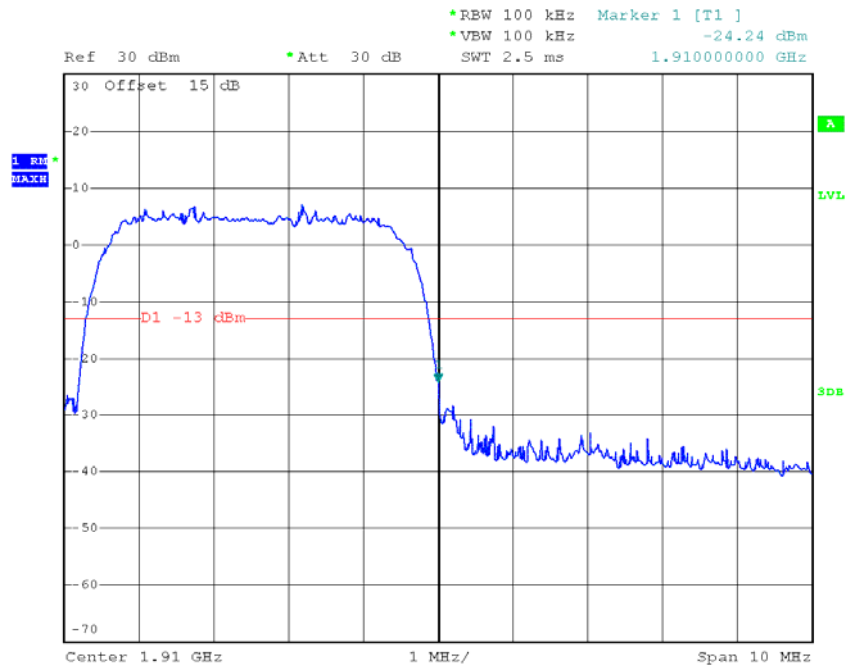


### WCDMA Band 2 HSDPA, Left Band Edge



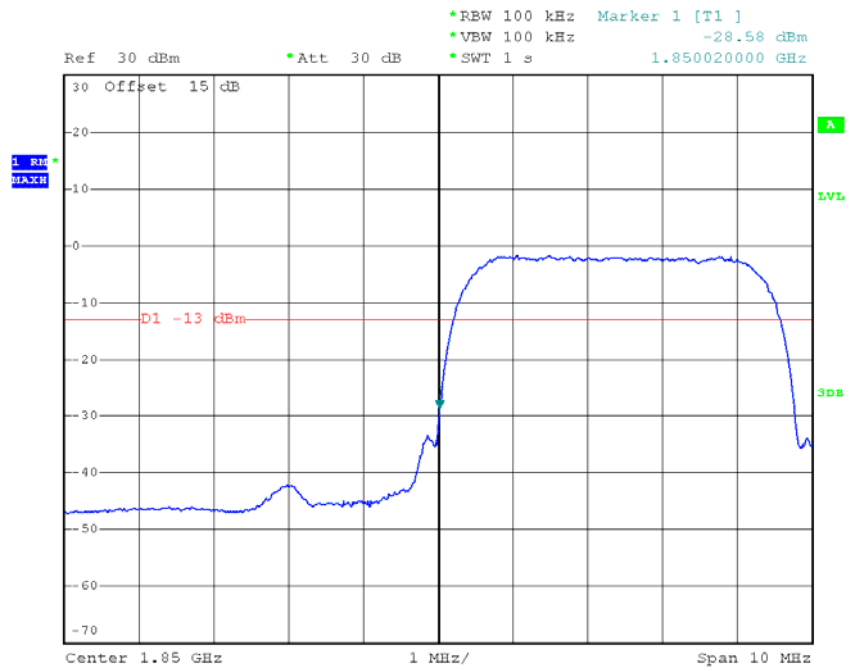
Date: 14.MAY.2020 15:42:26

### WCDMA Band 2 HSDPA, Right Band Edge



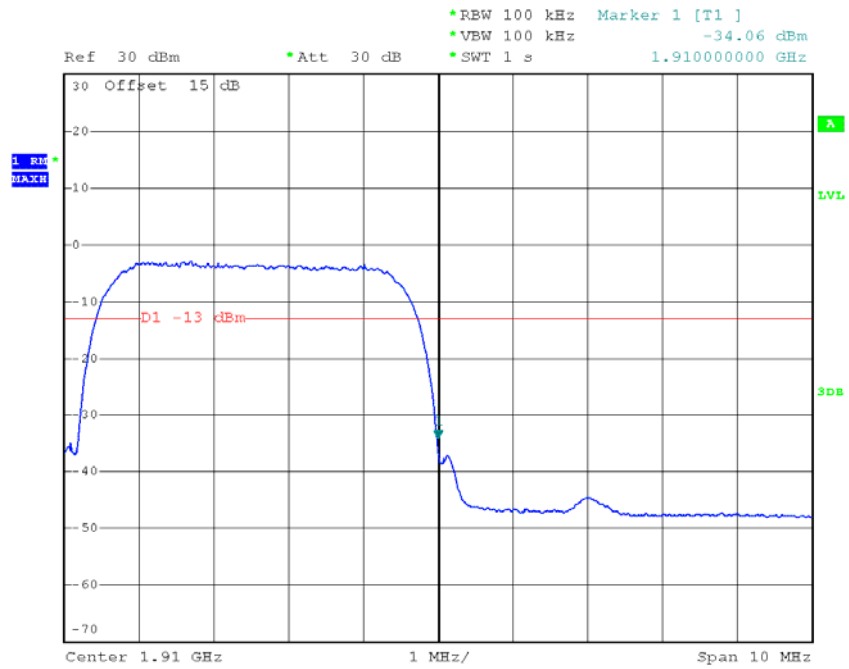
Date: 14.MAY.2020 15:49:27

### WCDMA Band 2 HSUPA, Left Band Edge



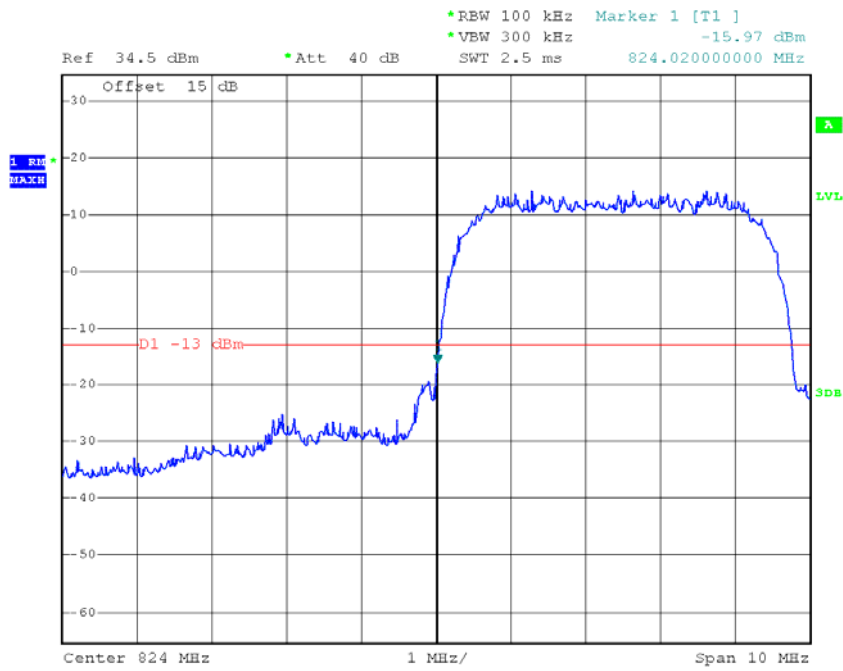
Date: 14.MAY.2020 15:58:01

### WCDMA Band 2 HSUPA, Right Band Edge



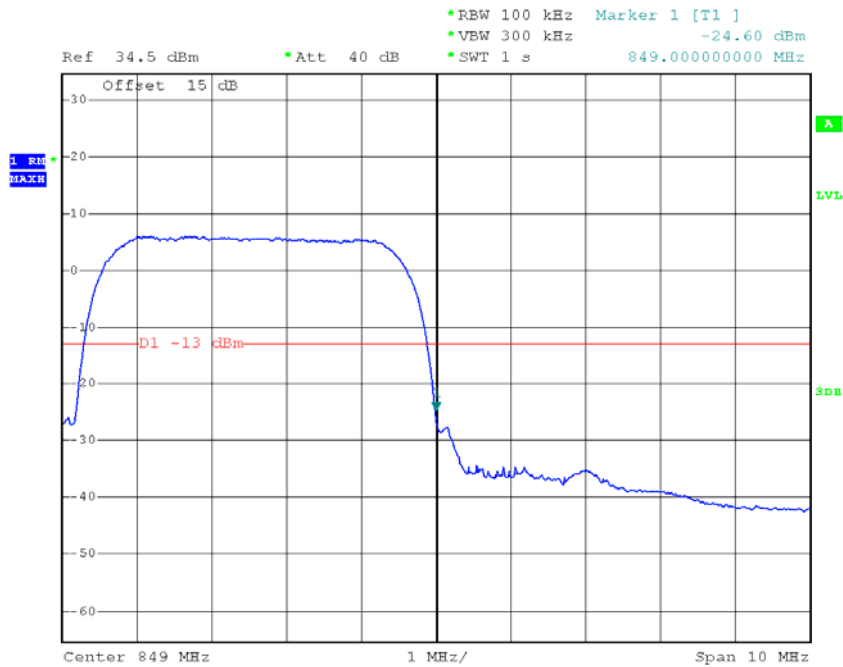
Date: 14.MAY.2020 15:58:31

### WCDMA Band 5 Rel 99, Left Band Edge



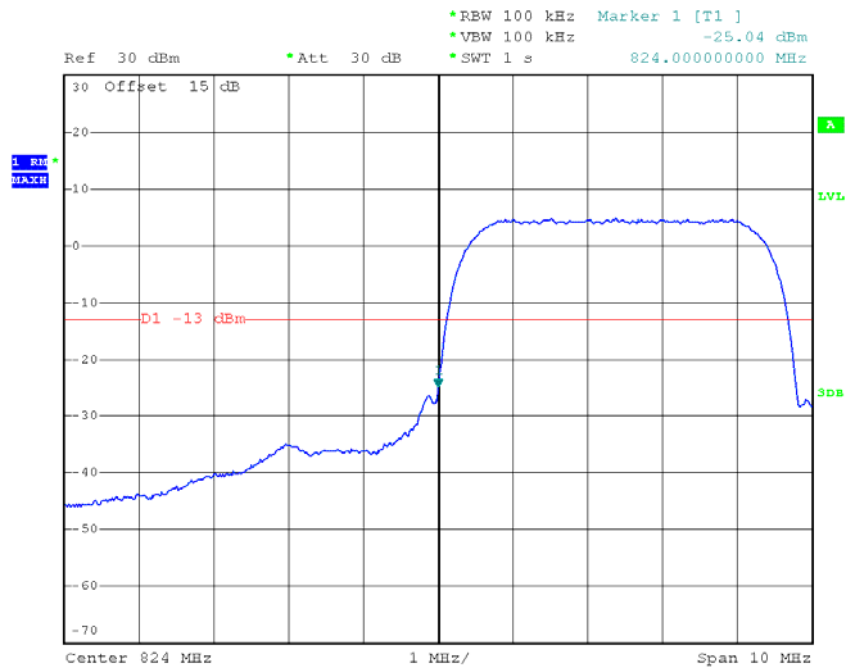
Date: 14.MAY.2020 19:17:49

### WCDMA Band 5 Rel 99, Right Band Edge



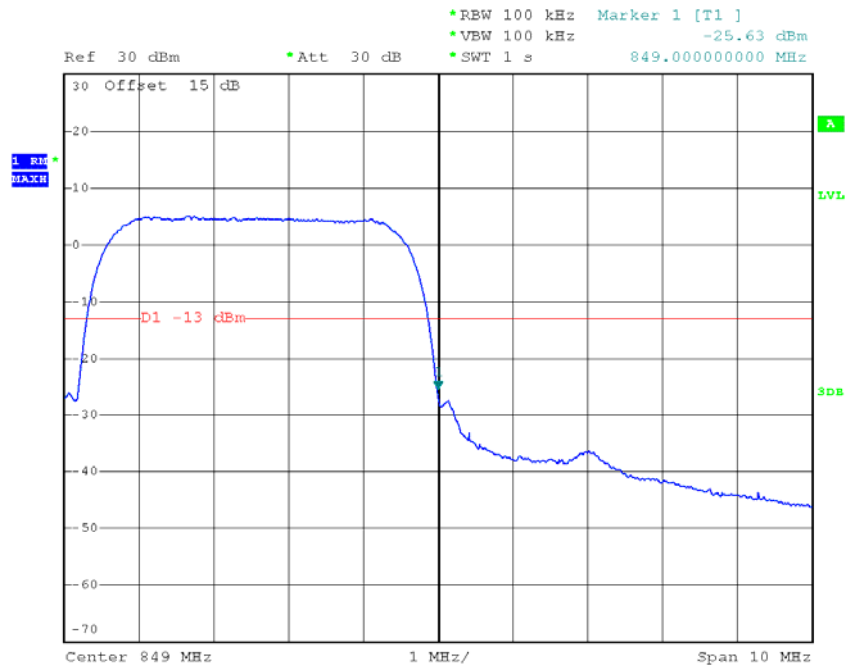
Date: 14.MAY.2020 19:18:44

### WCDMA Band 5 HSDPA, Left Band Edge



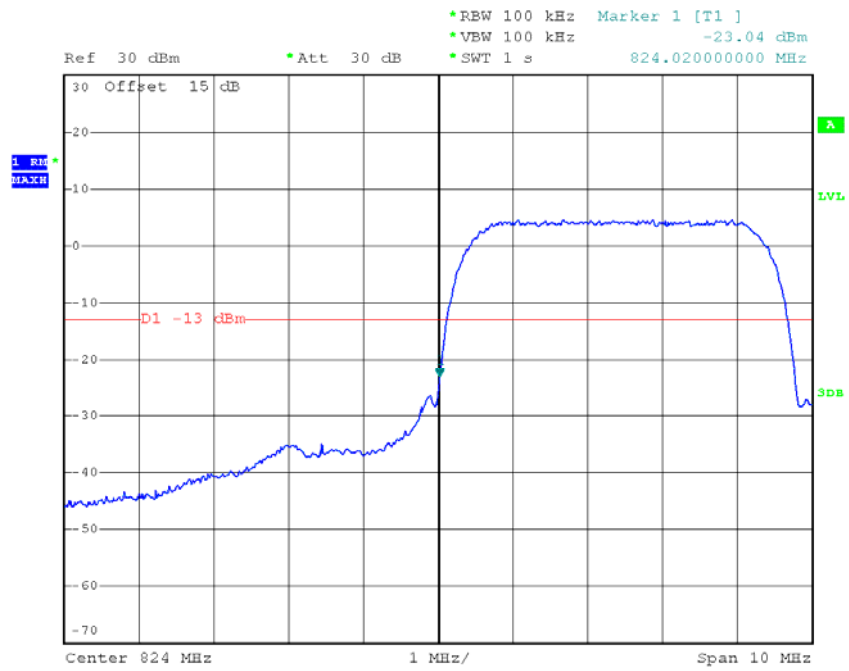
Date: 14.MAY.2020 15:52:00

### WCDMA Band 5 HSDPA, Right Band Edge



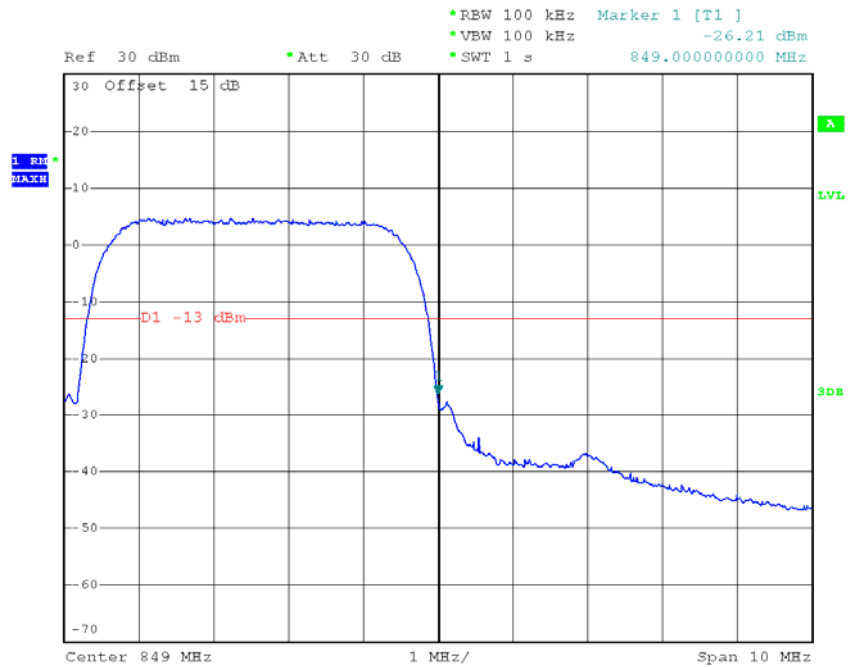
Date: 14.MAY.2020 15:53:05

### WCDMA Band 5 HSUPA, Left Band Edge



Date: 14.MAY.2020 15:57:06

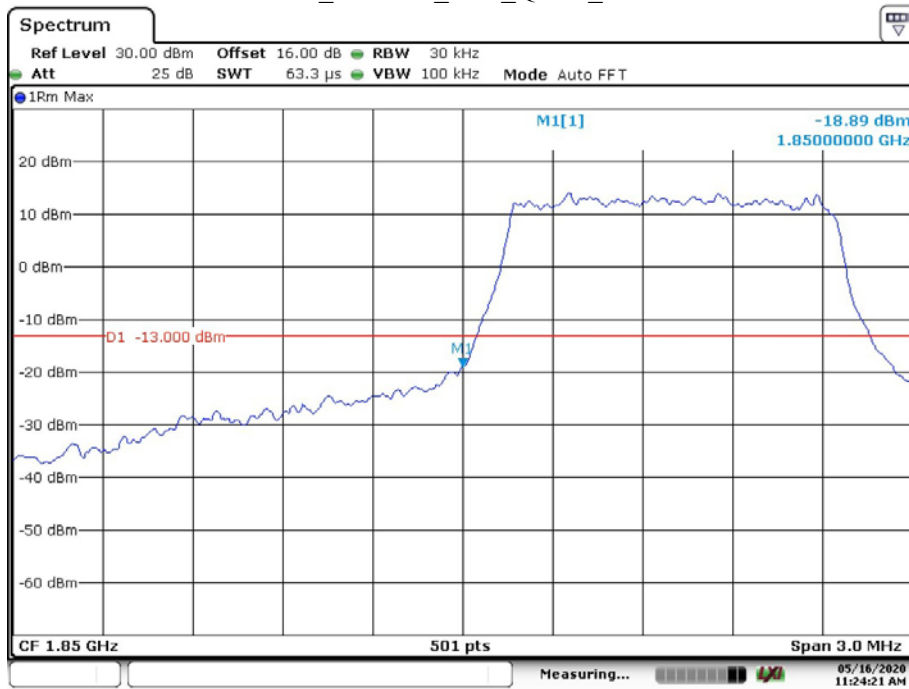
### WCDMA Band 5 HSUPA, Right Band Edge



Date: 14.MAY.2020 15:56:37

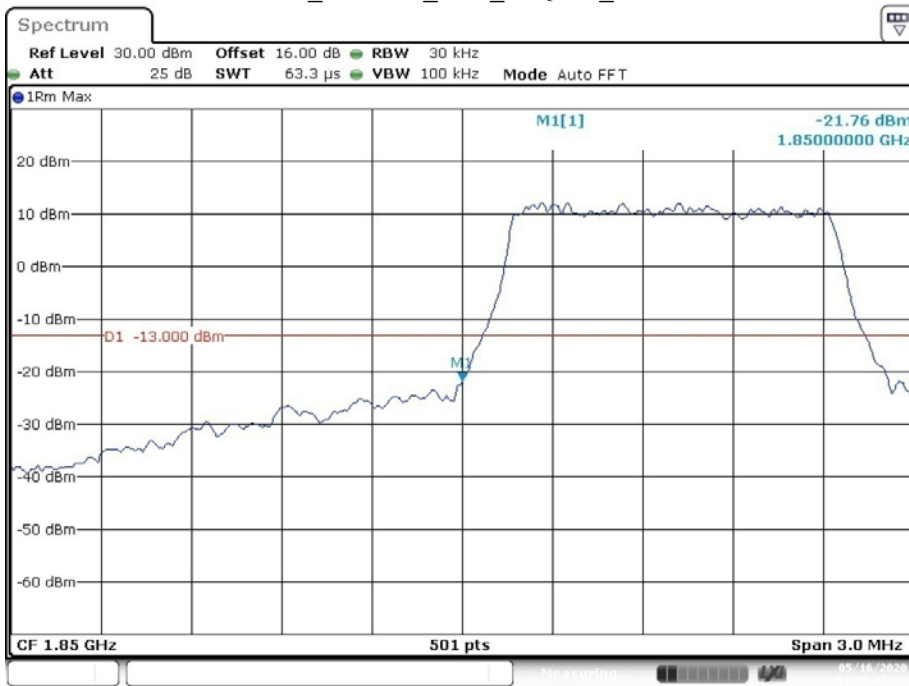
LTE Band 2

Band 2\_1.4 MHz\_Low\_QPSK\_RB6#0



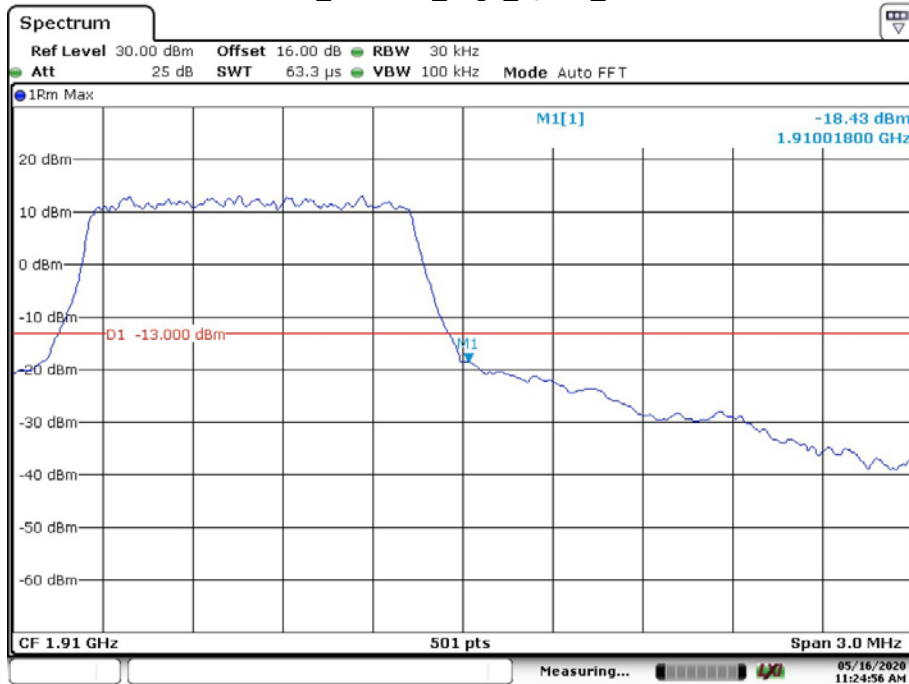
Date: 16.MAY.2020 11:24:21

Band 2\_1.4 MHz\_Low\_16QAM\_RB6#0



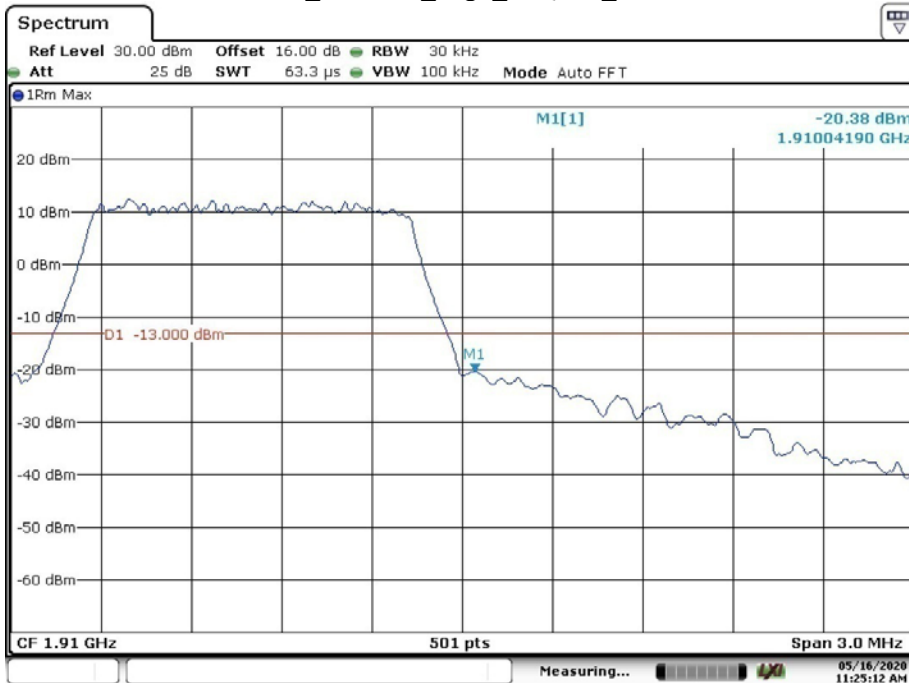
Date: 16.MAY.2020 13:48:46

Band 2\_1.4 MHz\_High\_QPSK\_RB6#0



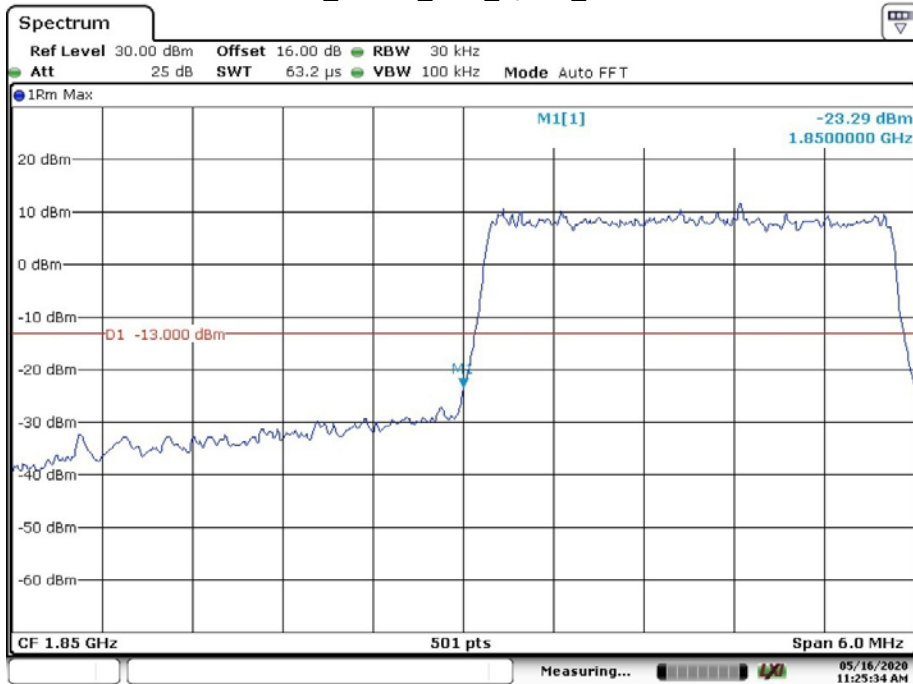
Date: 16.MAY.2020 11:24:57

Band 2\_1.4 MHz\_High\_16QAM\_RB6#0



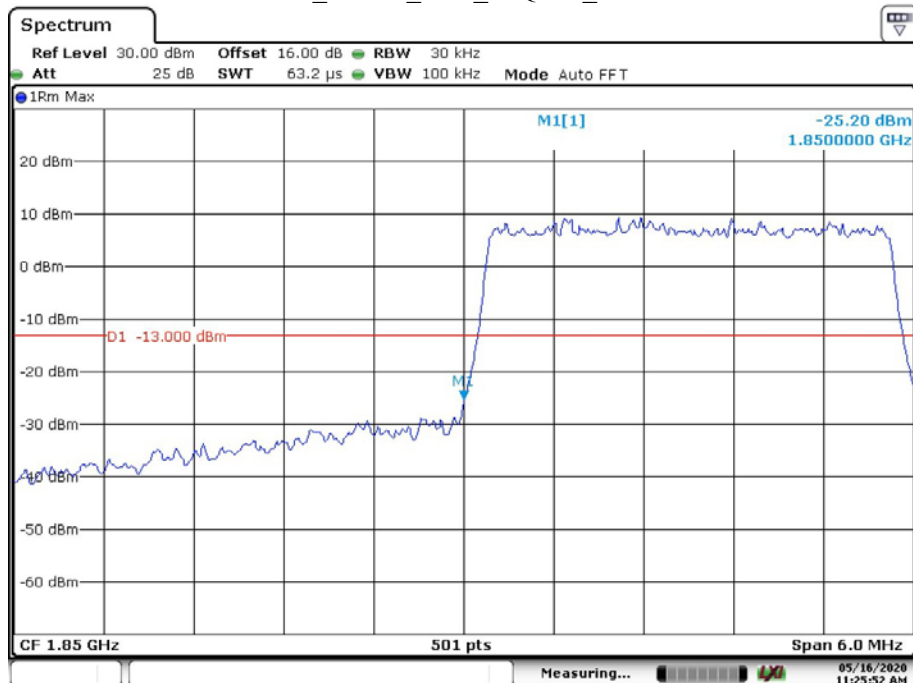
Date: 16.MAY.2020 11:25:12

Band 2\_3 MHz\_Low\_QPSK\_RB15#0



Date: 16.MAY.2020 11:25:34

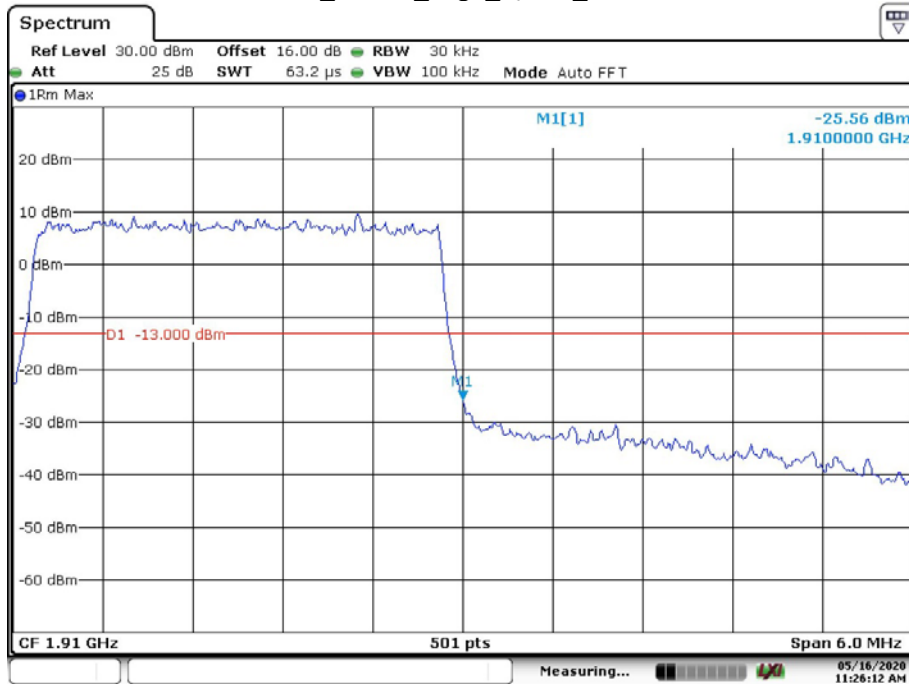
Band 2\_3 MHz\_Low\_16QAM\_RB15#0



Date: 16.MAY.2020 11:25:53

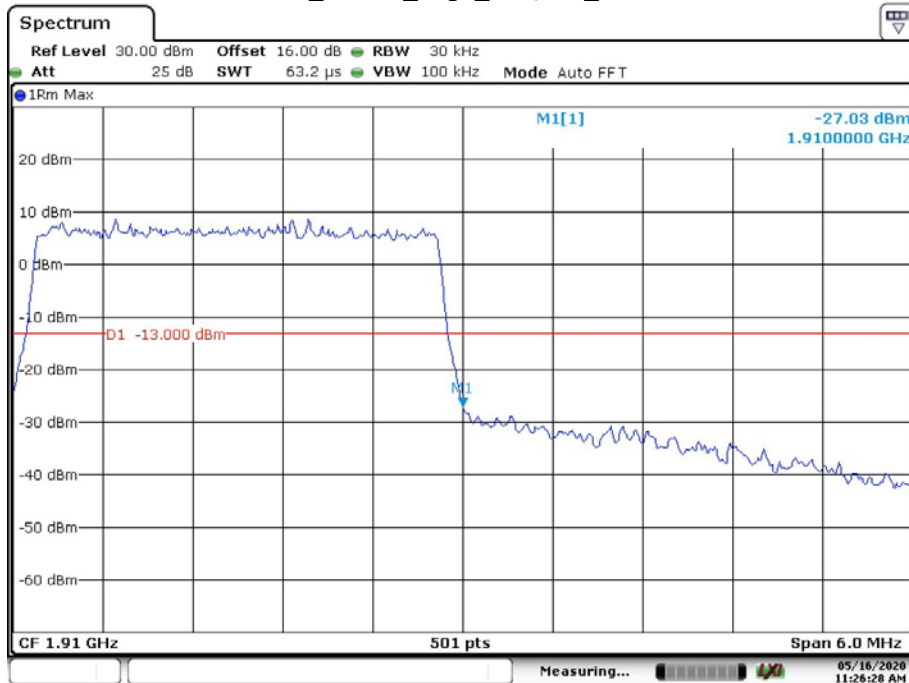


Band 2\_3 MHz\_High\_QPSK\_RB15#0



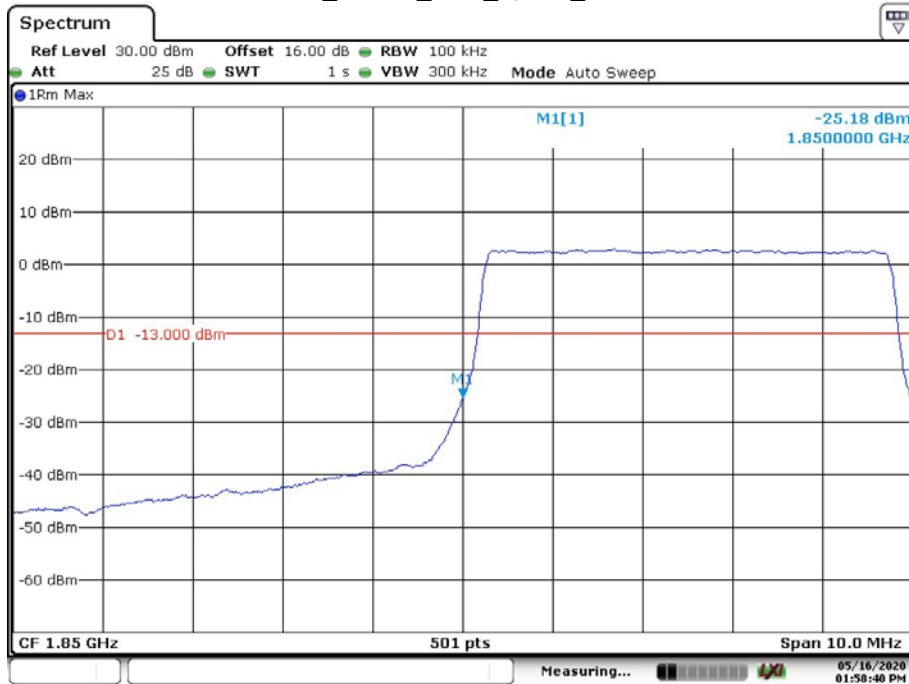
Date: 16.MAY.2020 11:26:12

Band 2\_3 MHz\_High\_16QAM\_RB15#0



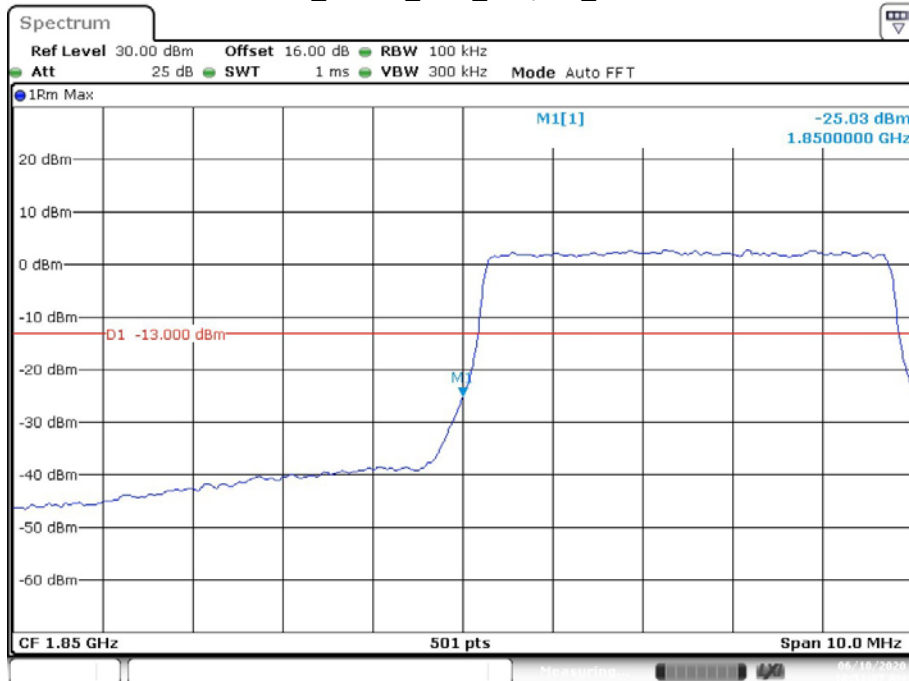
Date: 16.MAY.2020 11:26:28

Band 2\_5 MHz\_Low\_QPSK\_RB25#0



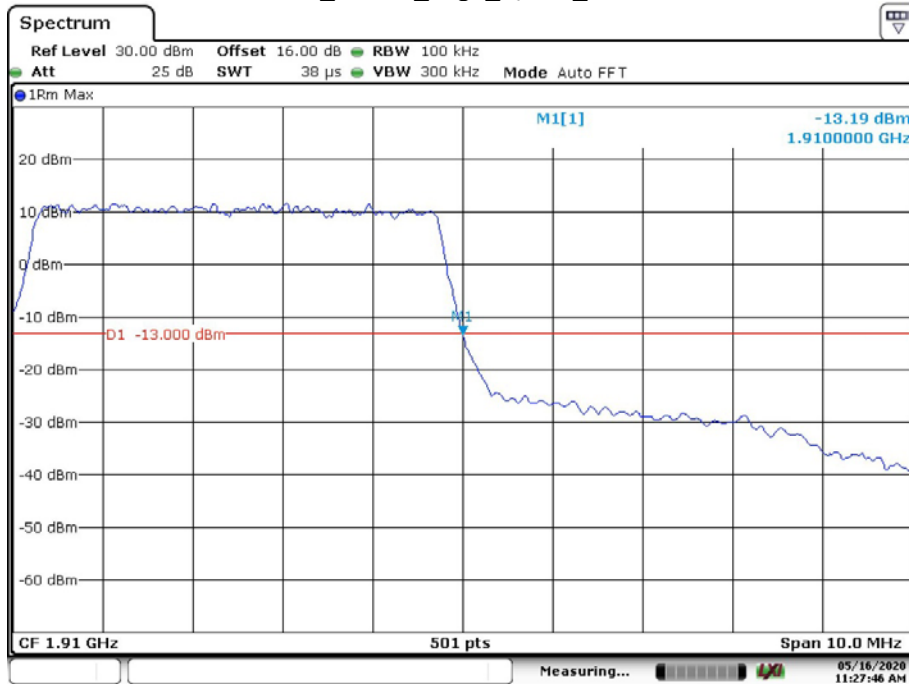
Date: 16.MAY.2020 13:58:40

Band 2\_5 MHz\_Low\_16QAM\_RB25#0



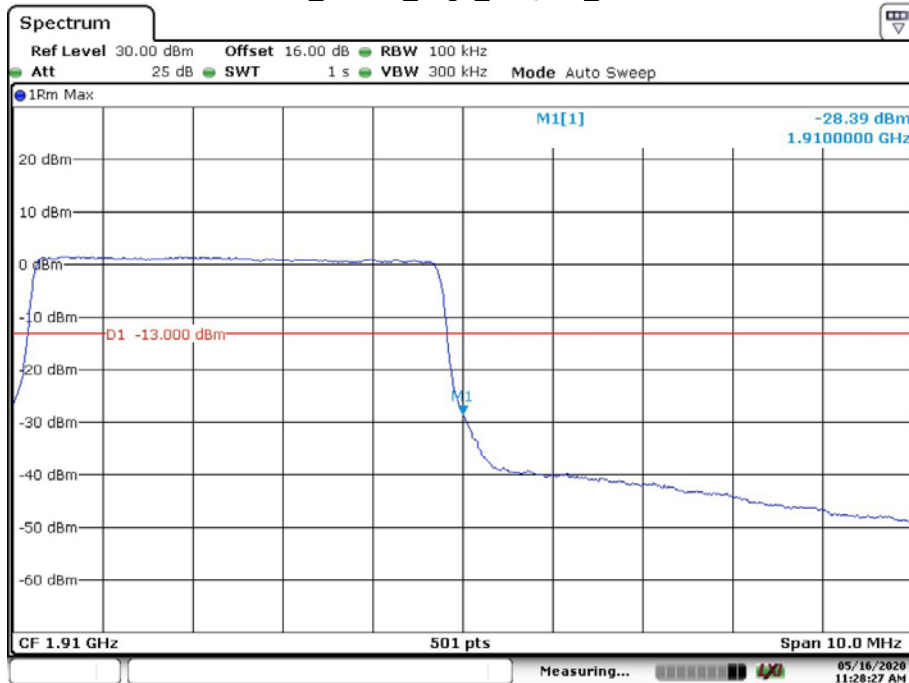
Date: 18.JUN.2020 10:51:07

Band 2\_5 MHz\_High\_QPSK\_RB25#0



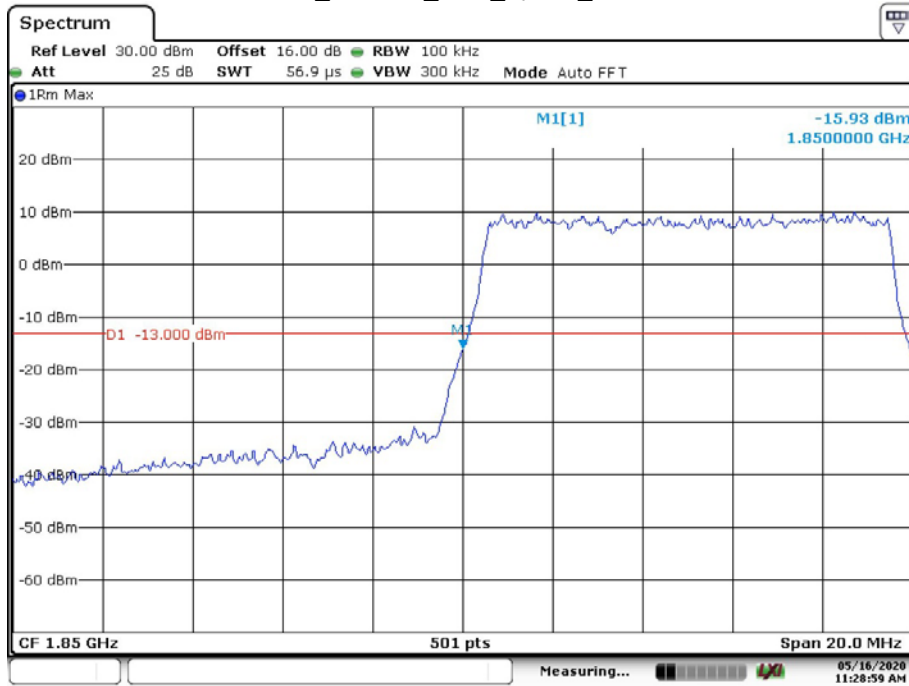
Date: 16.MAY.2020 11:27:47

Band 2\_5 MHz\_High\_16QAM\_RB25#0



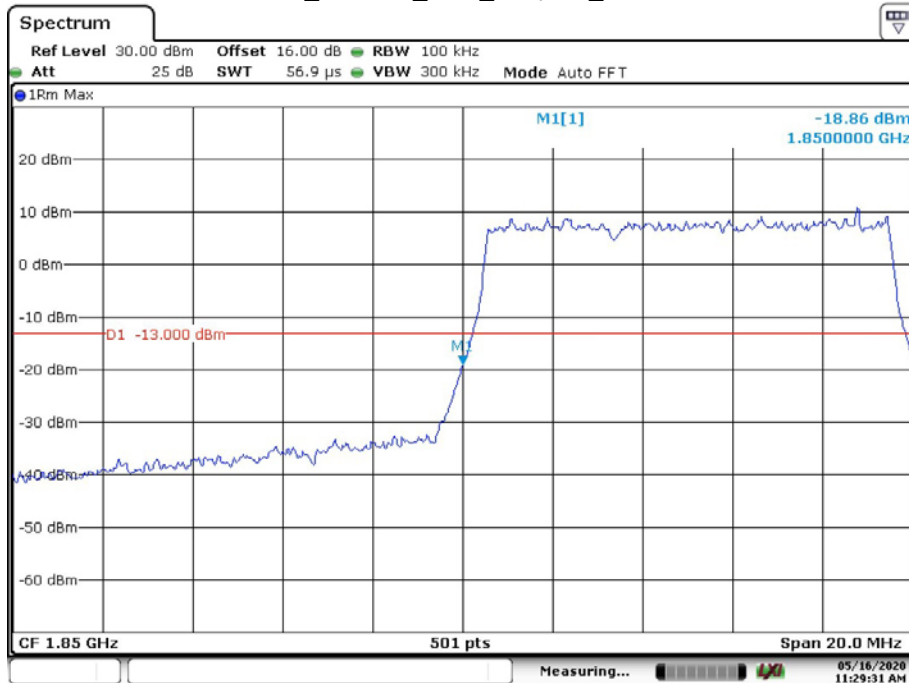
Date: 16.MAY.2020 11:28:27

Band 2\_10 MHz\_Low\_QPSK\_RB50#0



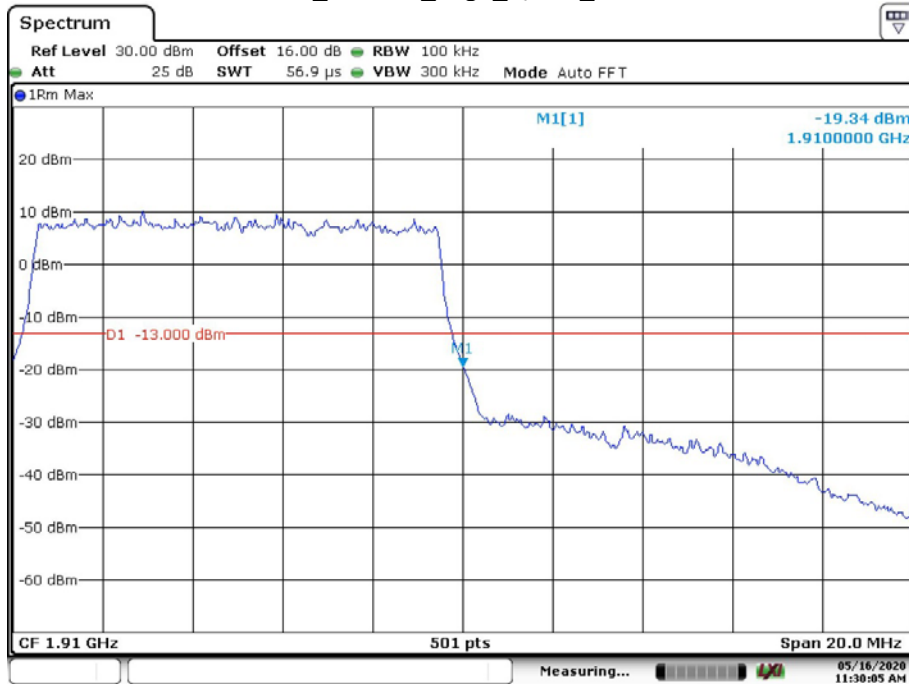
Date: 16.MAY.2020 11:28:59

Band 2\_10 MHz\_Low\_16QAM\_RB50#0



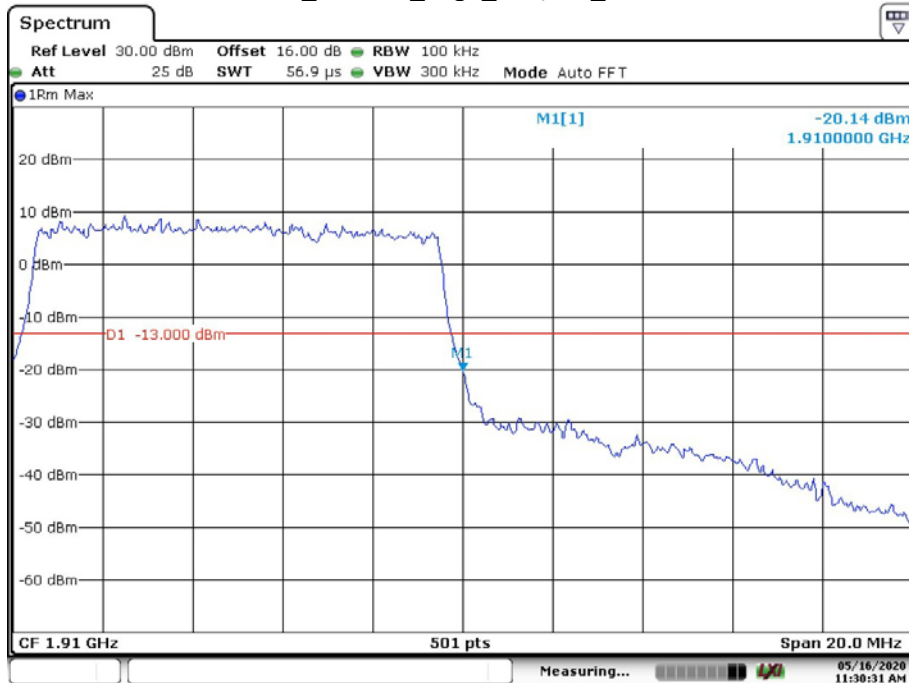
Date: 16.MAY.2020 11:29:32

Band 2\_10 MHz\_High\_QPSK\_RB50#0



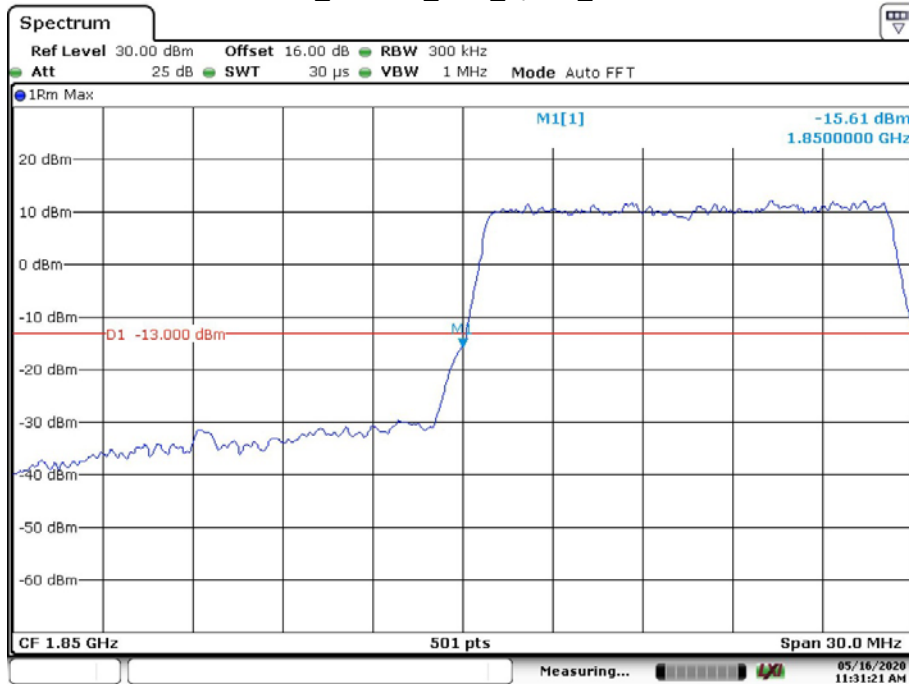
Date: 16.MAY.2020 11:30:05

Band 2\_10 MHz\_High\_16QAM\_RB50#0



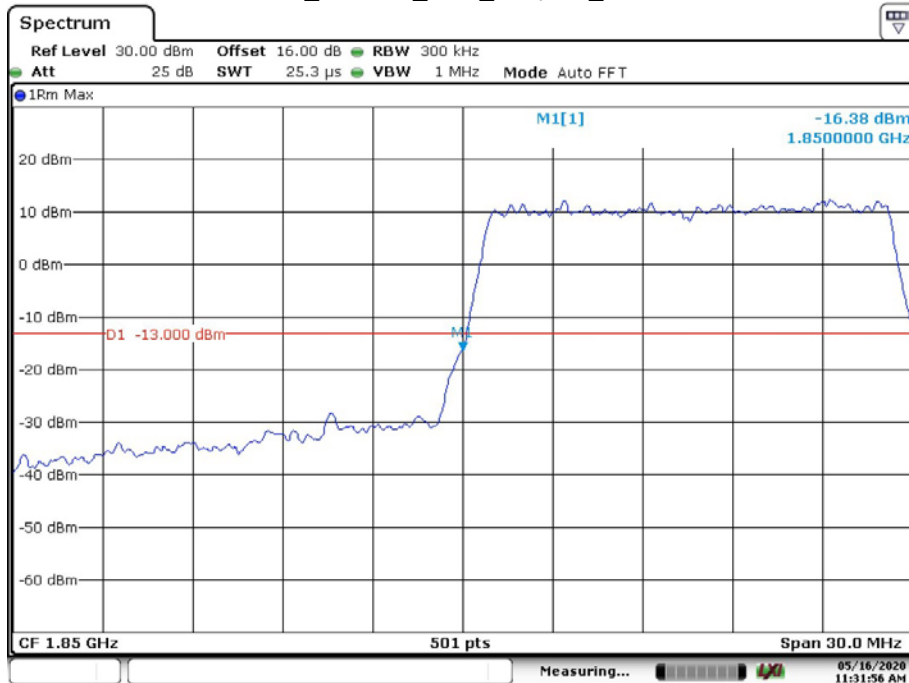
Date: 16.MAY.2020 11:30:31

Band 2\_15 MHz\_Low\_QPSK\_RB75#0



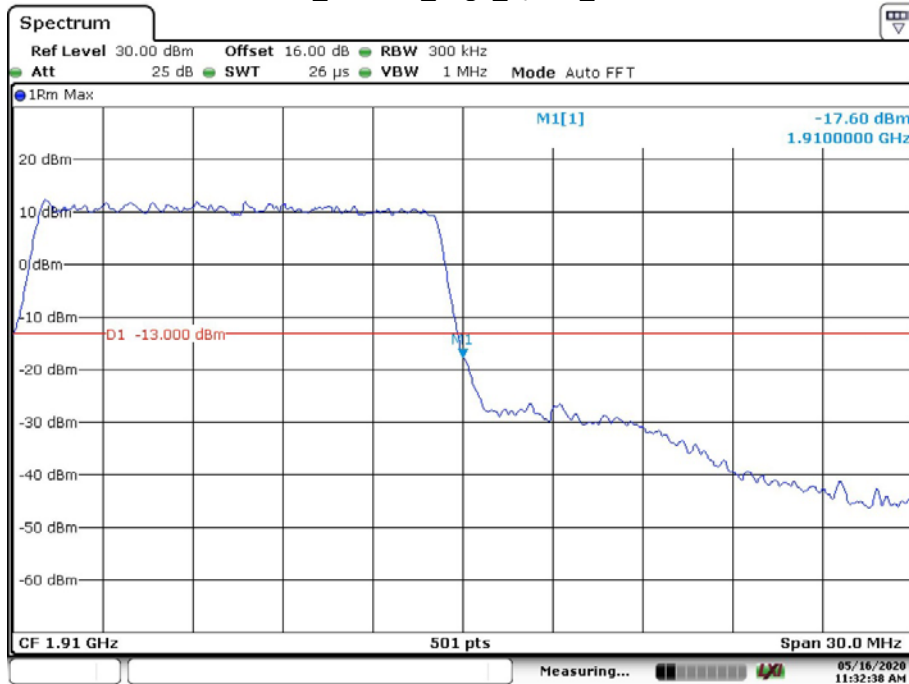
Date: 16.MAY.2020 11:31:22

Band 2\_15 MHz\_Low\_16QAM\_RB75#0



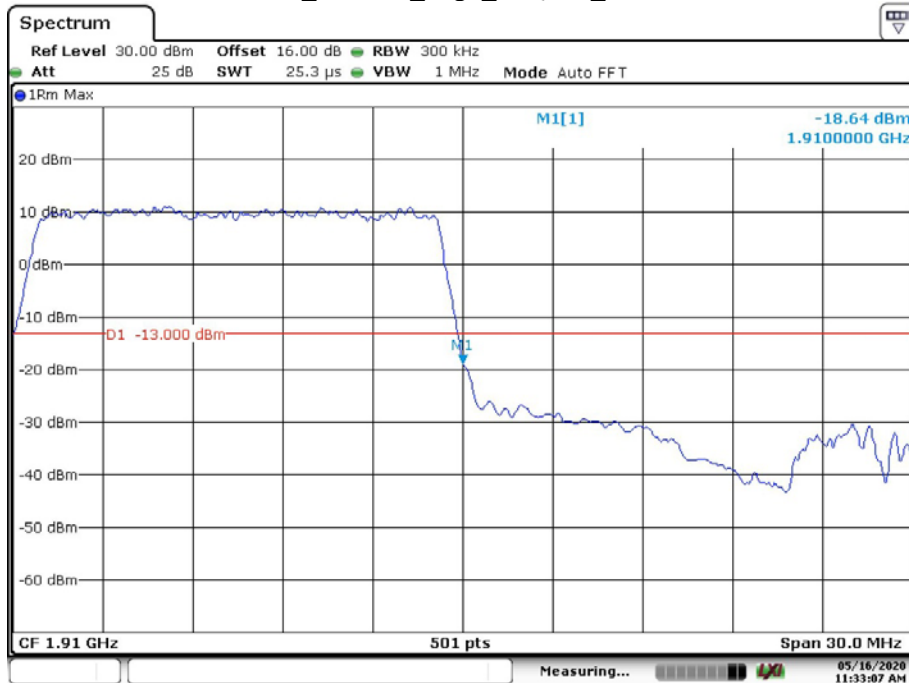
Date: 16.MAY.2020 11:31:57

Band 2\_15 MHz\_High\_QPSK\_RB75#0



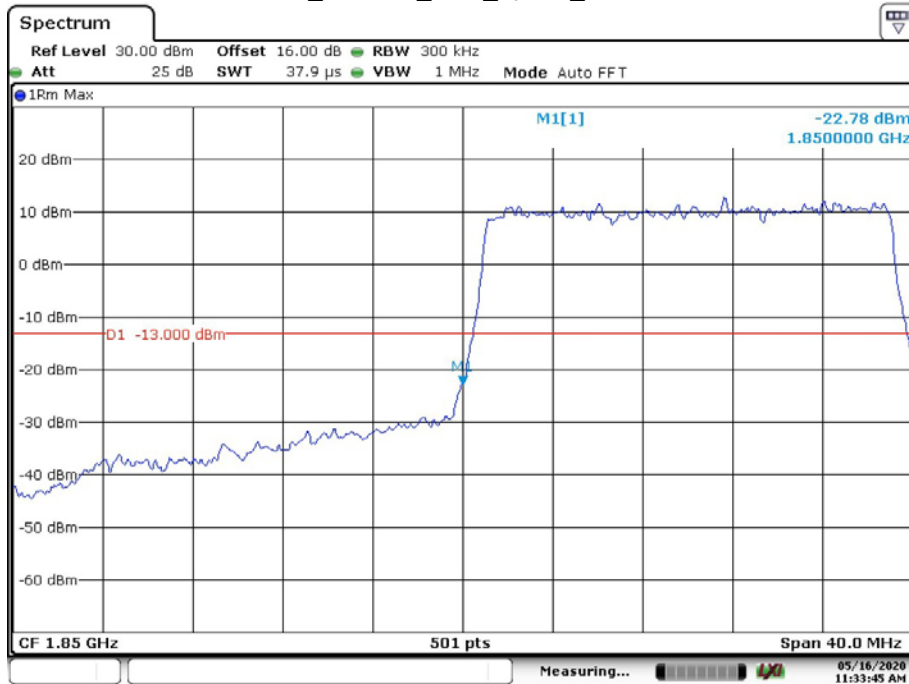
Date: 16.MAY.2020 11:32:39

Band 2\_15 MHz\_High\_16QAM\_RB75#0



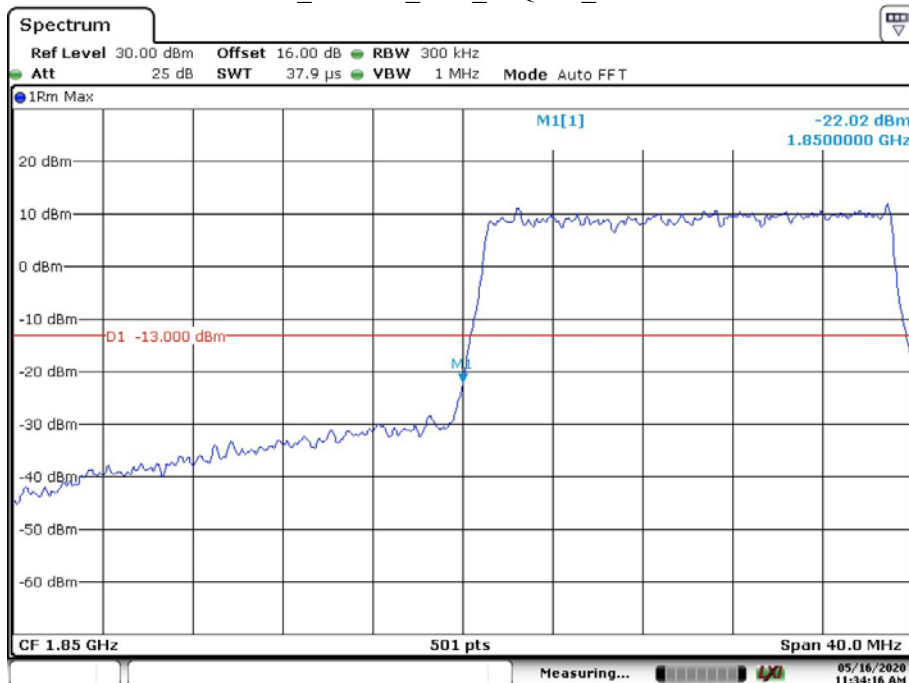
Date: 16.MAY.2020 11:33:07

Band 2\_20 MHz\_Low\_QPSK\_RB100#0



Date: 16.MAY.2020 11:33:45

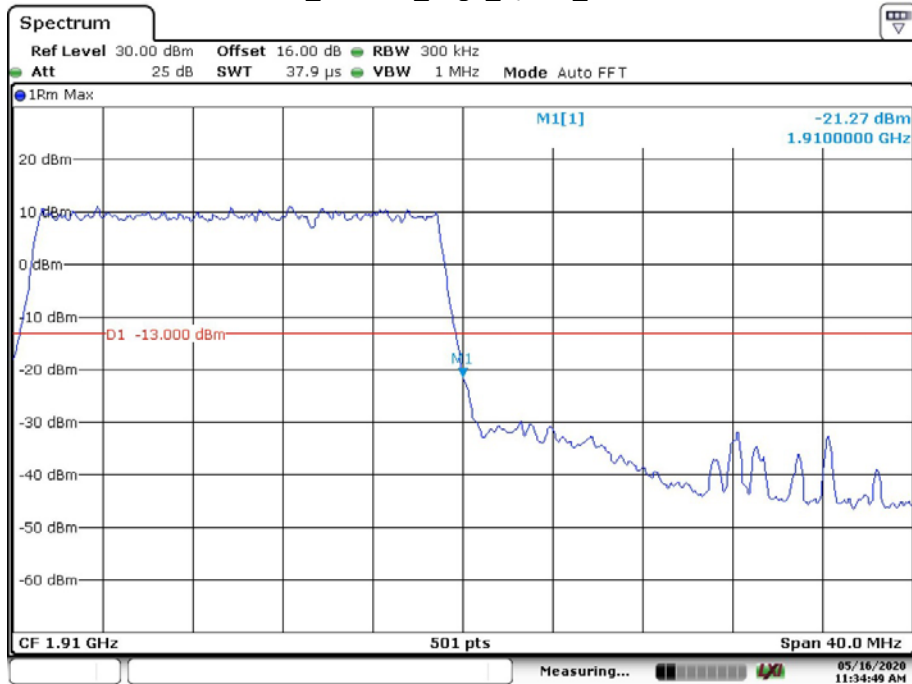
Band 2\_20 MHz\_Low\_16QAM\_RB100#0



Date: 16.MAY.2020 11:34:17

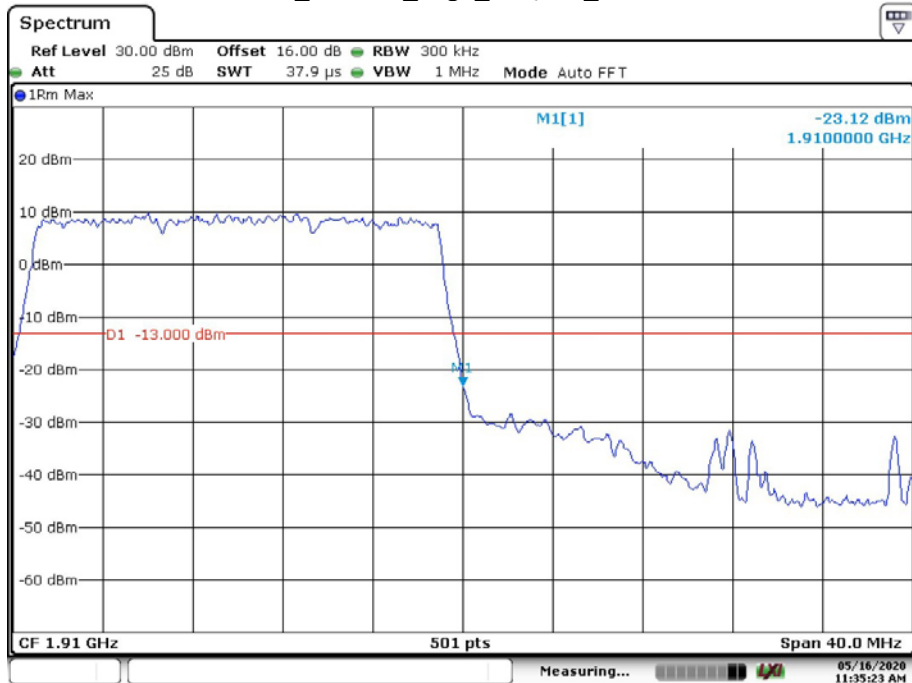


Band 2\_20 MHz\_High\_QPSK\_RB100#0



Date: 16.MAY.2020 11:34:49

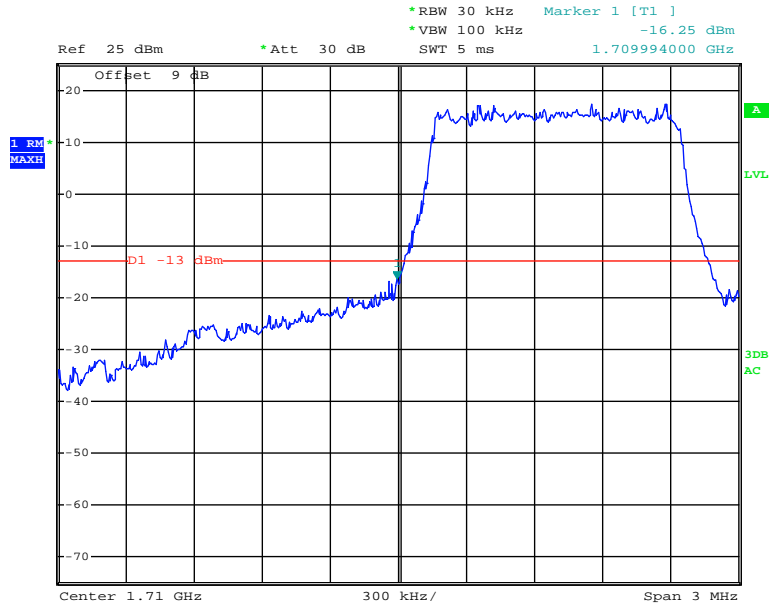
Band 2\_20 MHz\_High\_16QAM\_RB100#0



Date: 16.MAY.2020 11:35:24

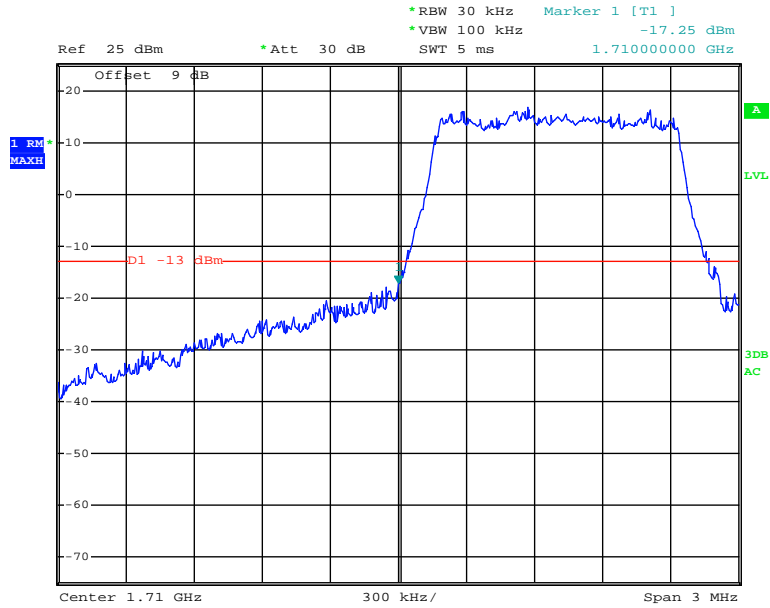
LTE Band 4

Band 4\_1.4 MHz\_Low\_QPSK\_RB6#0



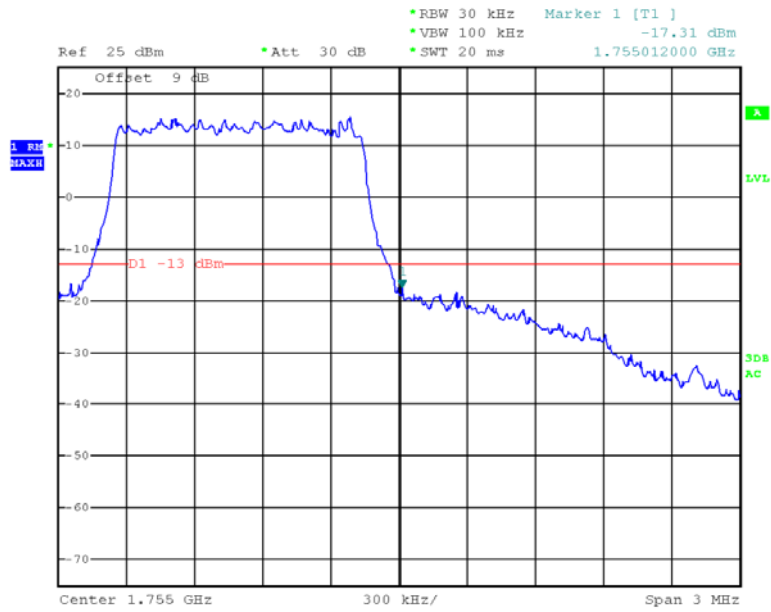
Date: 25.JUL.2020 12:59:35

Band 4\_1.4 MHz\_Low\_16QAM\_RB6#0



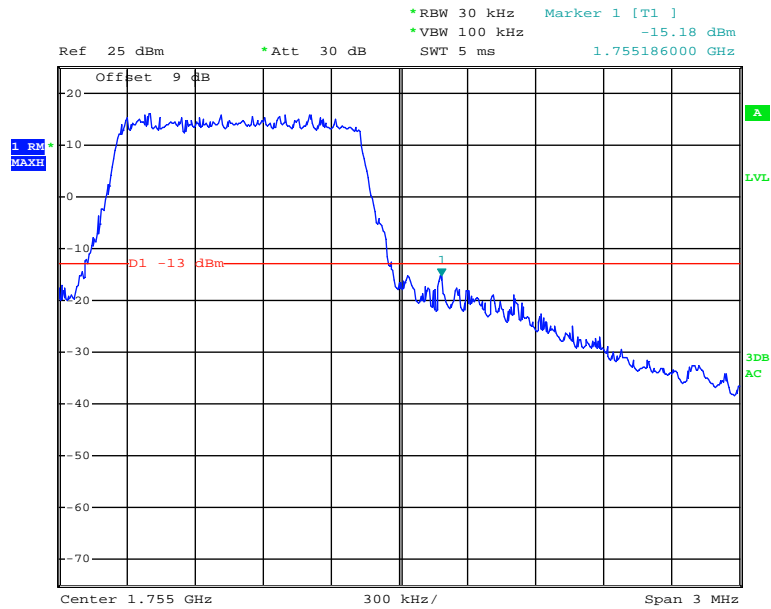
Date: 25.JUL.2020 12:59:55

### Band 4\_1.4 MHz\_High\_QPSK\_RB6#0



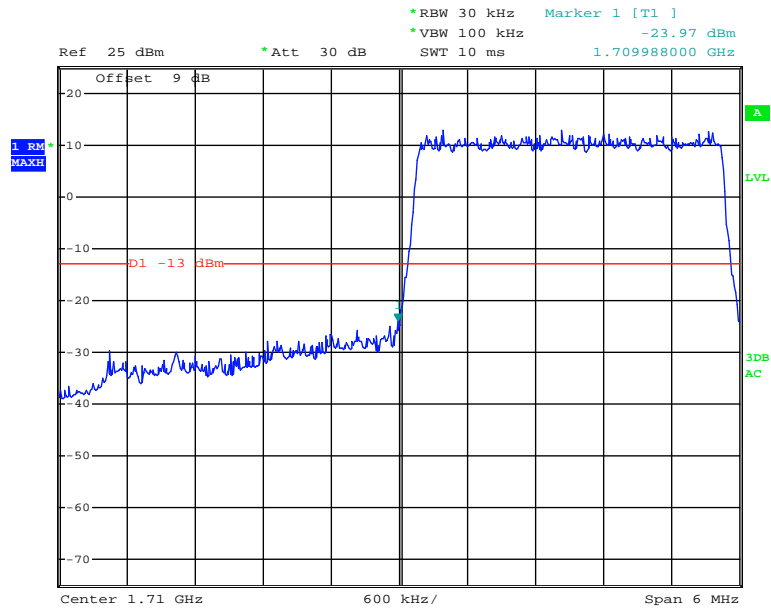
Date: 25.JUL.2020 15:02:47

### Band 4\_1.4 MHz\_High\_16QAM\_RB6#0



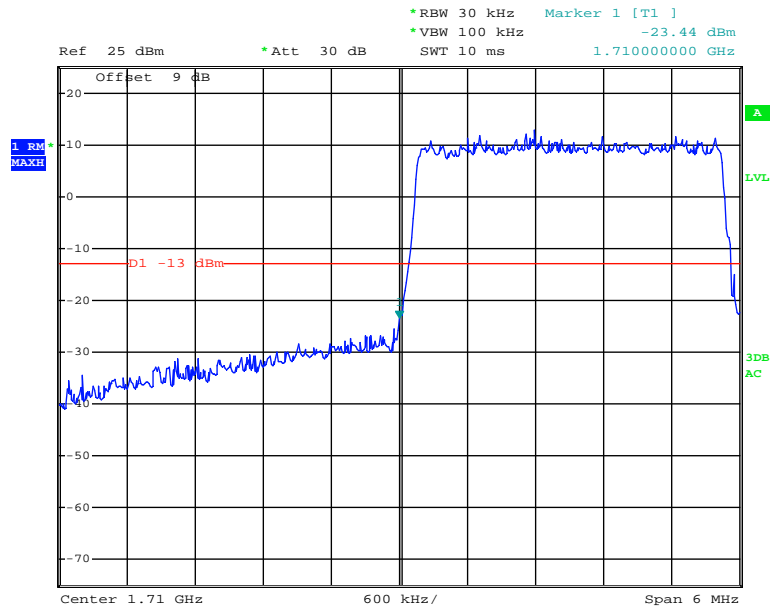
Date: 25.JUL.2020 13:00:36

Band 4\_3 MHz\_Low\_QPSK\_RB15#0



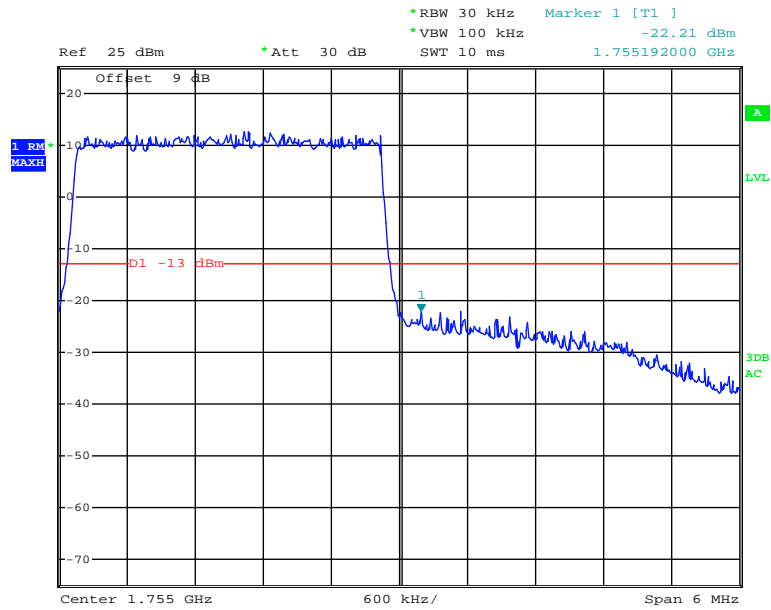
Date: 25.JUL.2020 13:00:56

Band 4\_3 MHz\_Low\_16QAM\_RB15#0



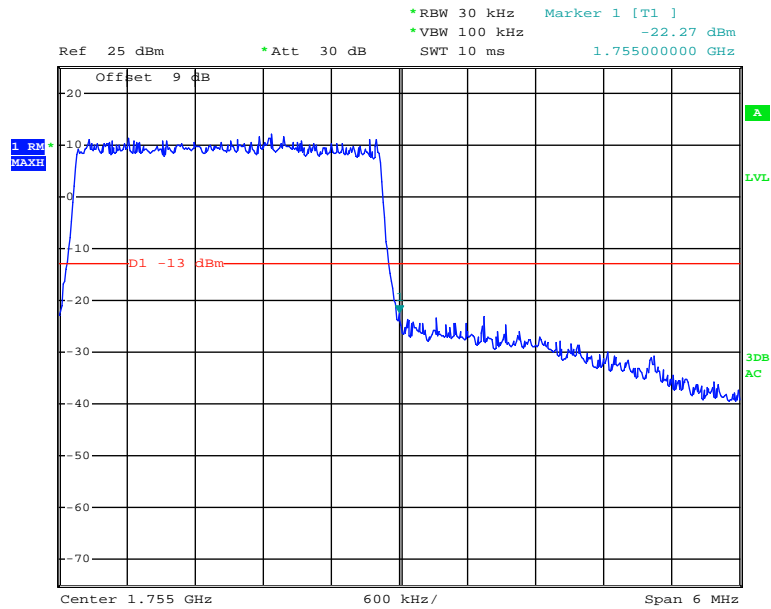
Date: 25.JUL.2020 13:01:16

Band 4\_3 MHz\_High\_QPSK\_RB15#0



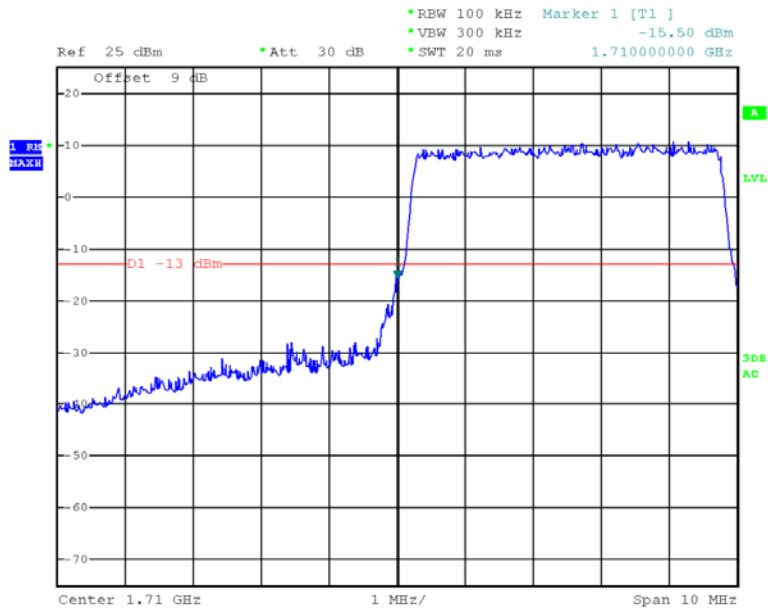
Date: 25.JUL.2020 13:01:37

Band 4\_3 MHz\_High\_16QAM\_RB15#0



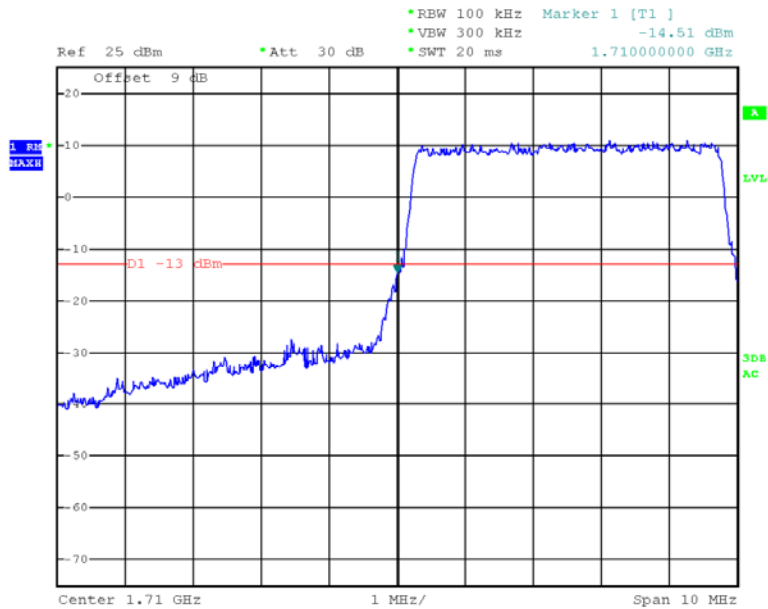
Date: 25.JUL.2020 13:01:54

Band 4\_5 MHz\_Low\_QPSK\_RB25#0



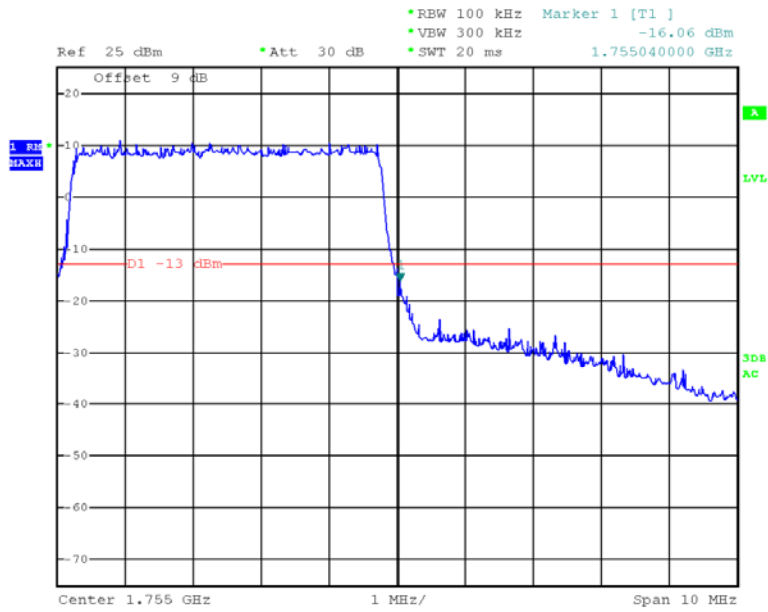
Date: 25.JUL.2020 15:01:05

Band 4\_5 MHz\_Low\_16QAM\_RB25#0



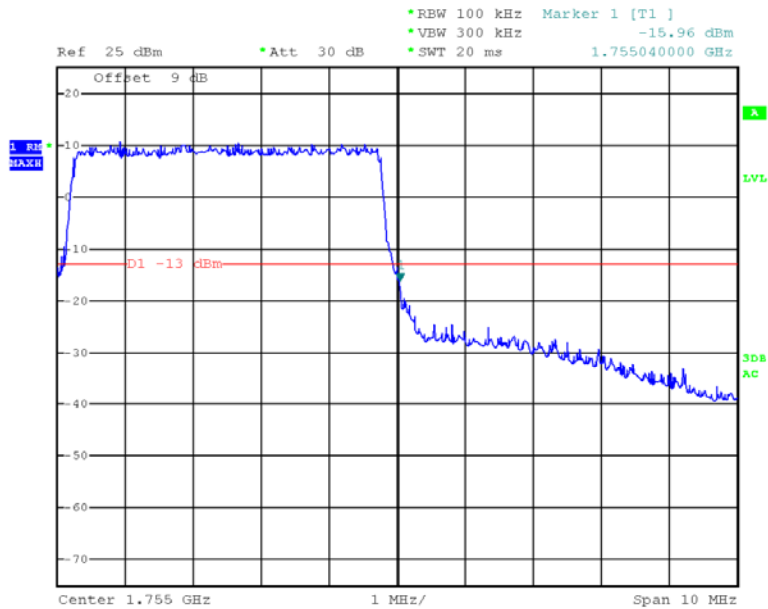
Date: 25.JUL.2020 15:00:39

Band 4\_5 MHz\_High\_QPSK\_RB25#0



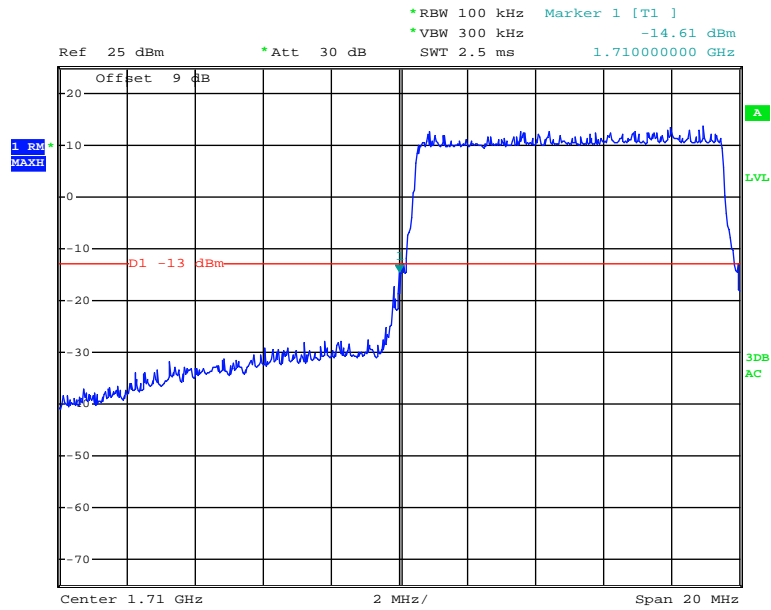
Date: 25.JUL.2020 14:59:50

Band 4\_5 MHz\_High\_16QAM\_RB25#0



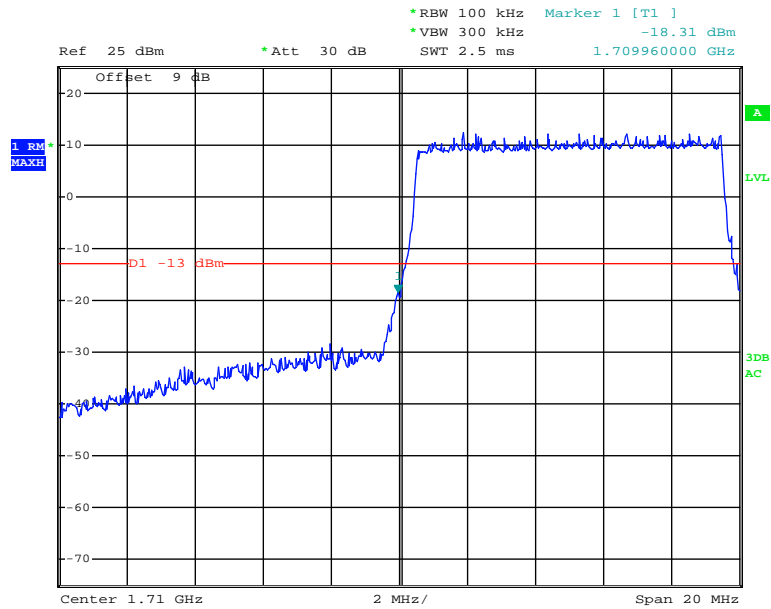
Date: 25.JUL.2020 14:59:30

Band 4\_10 MHz\_Low\_QPSK\_RB50#0



Date: 25.JUL.2020 13:03:46

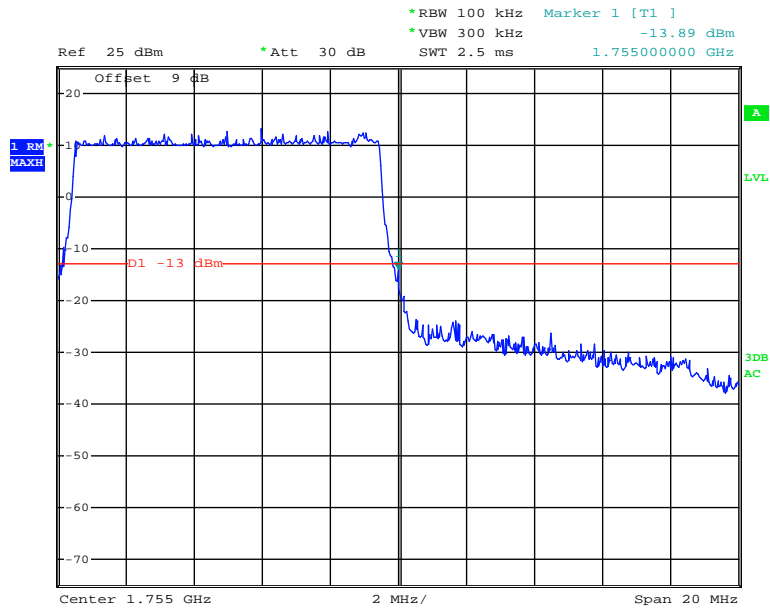
Band 4\_10 MHz\_Low\_16QAM\_RB50#0



Date: 25.JUL.2020 13:04:04

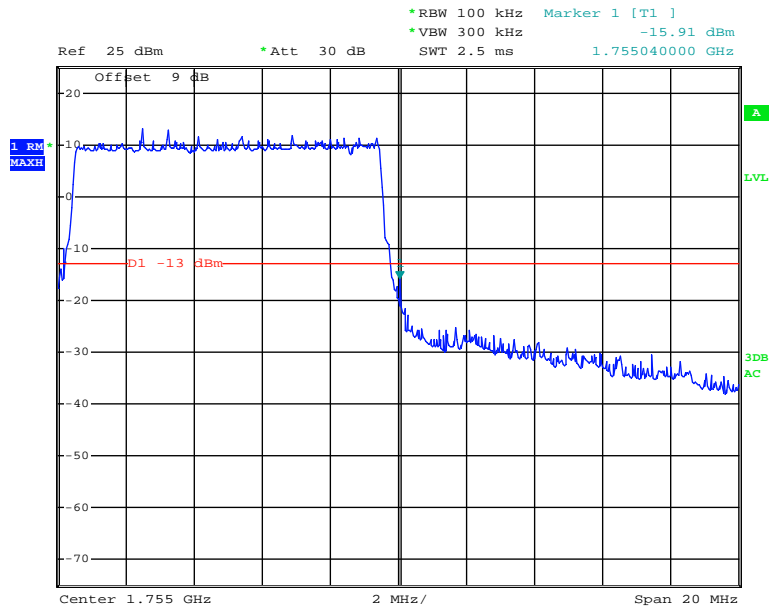


### Band 4\_10 MHz\_High\_QPSK\_RB50#0



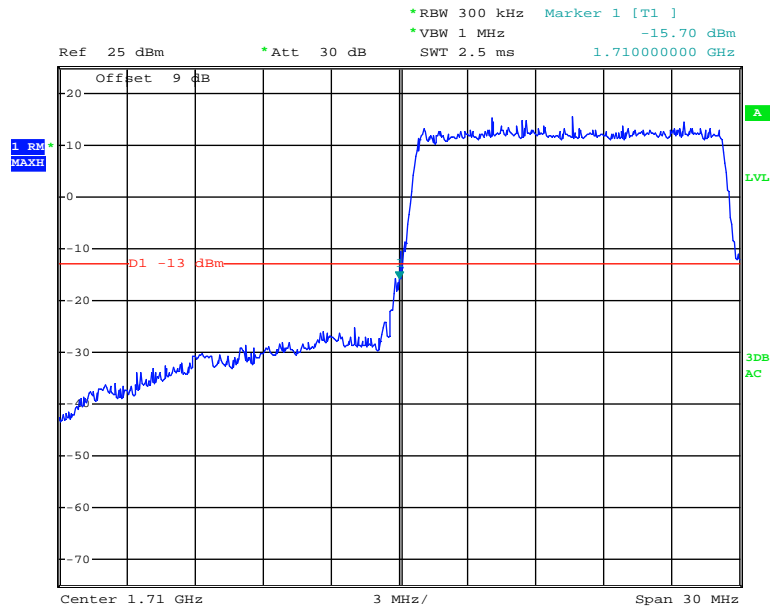
Date: 25.JUL.2020 13:04:23

### Band 4\_10 MHz\_High\_16QAM\_RB50#0



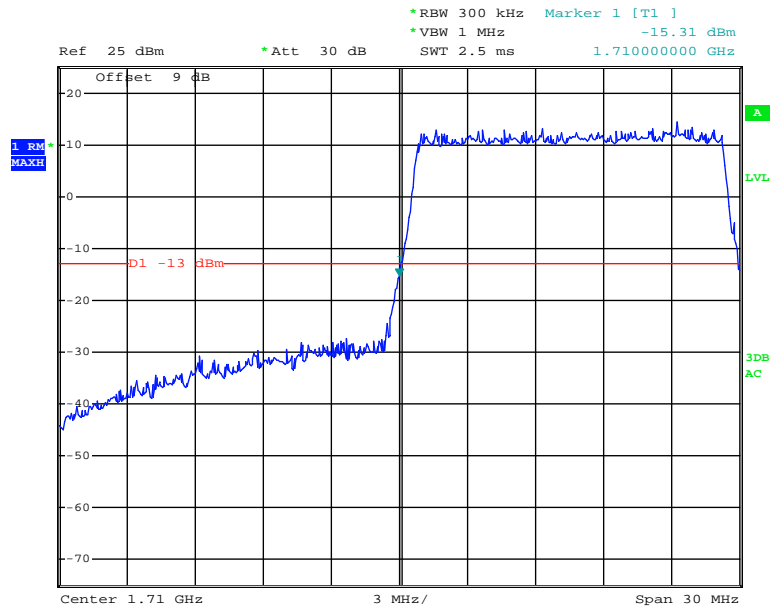
Date: 25.JUL.2020 13:04:41

### Band 4\_15 MHz\_Low\_QPSK\_RB75#0



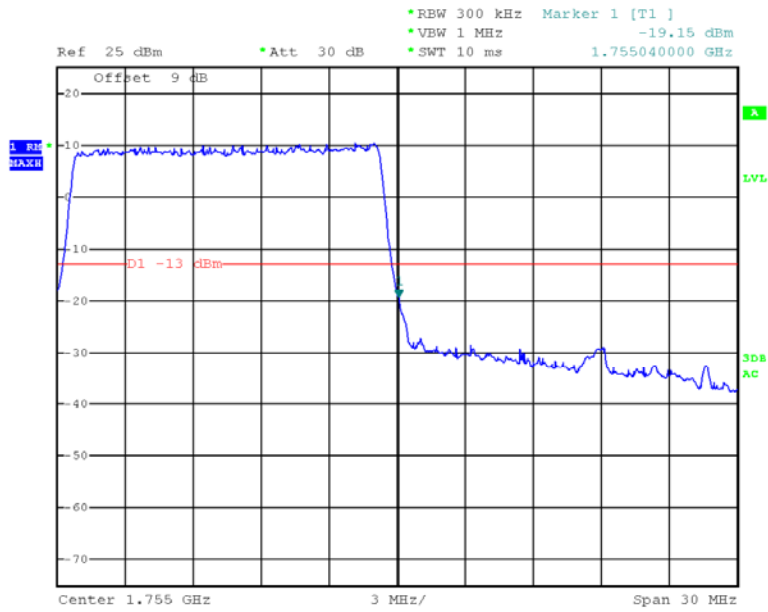
Date: 25.JUL.2020 13:05:05

### Band 4\_15 MHz\_Low\_16QAM\_RB75#0



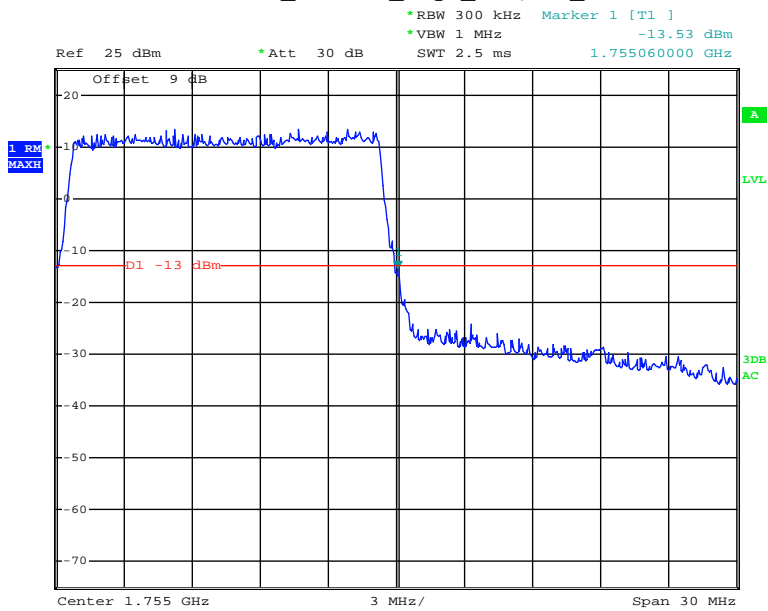
Date: 25.JUL.2020 13:05:25

Band 4\_15 MHz\_High\_QPSK\_RB75#0



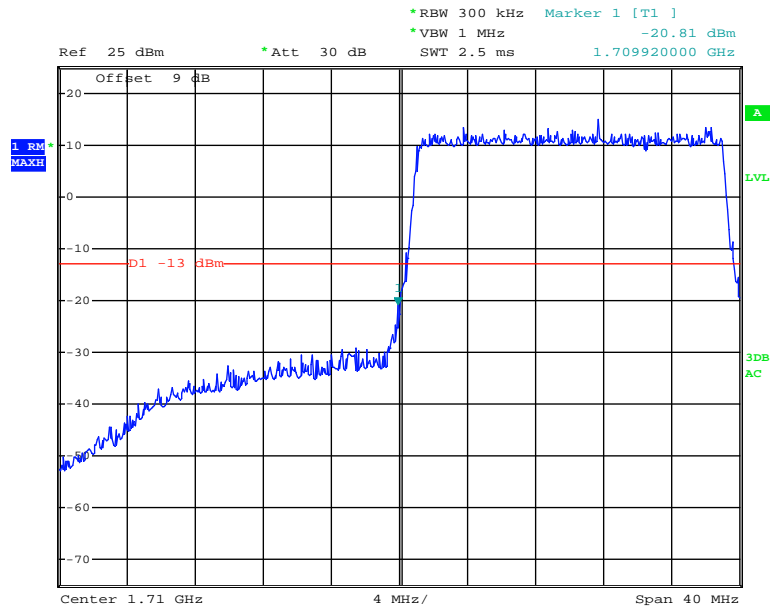
Date: 25.JUL.2020 14:58:11

Band 4\_15 MHz\_High\_16QAM\_RB75#0



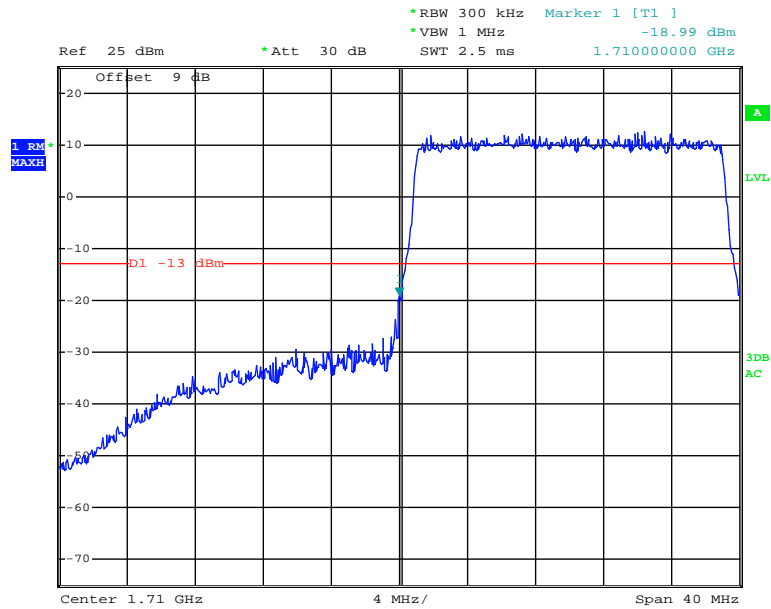
Date: 25.JUL.2020 13:06:10

Band 4\_20 MHz\_Low\_QPSK\_RB100#0



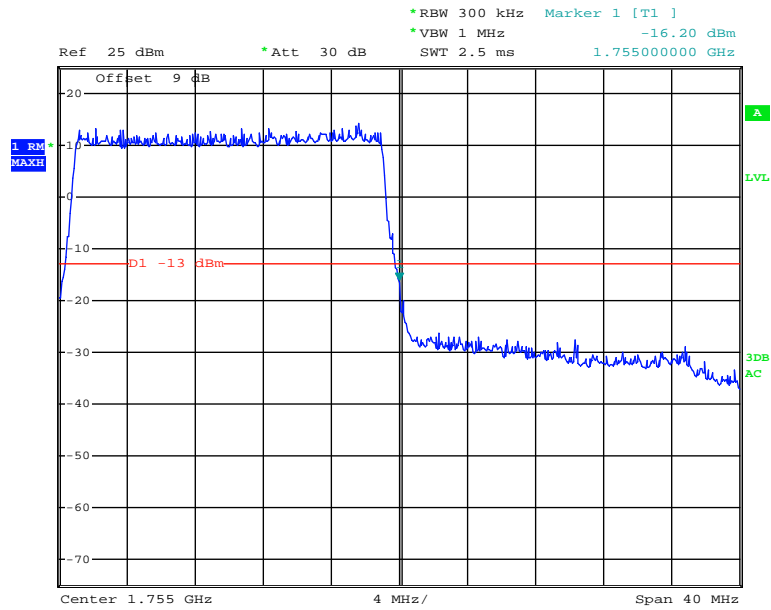
Date: 25.JUL.2020 13:06:33

Band 4\_20 MHz\_Low\_16QAM\_RB100#0



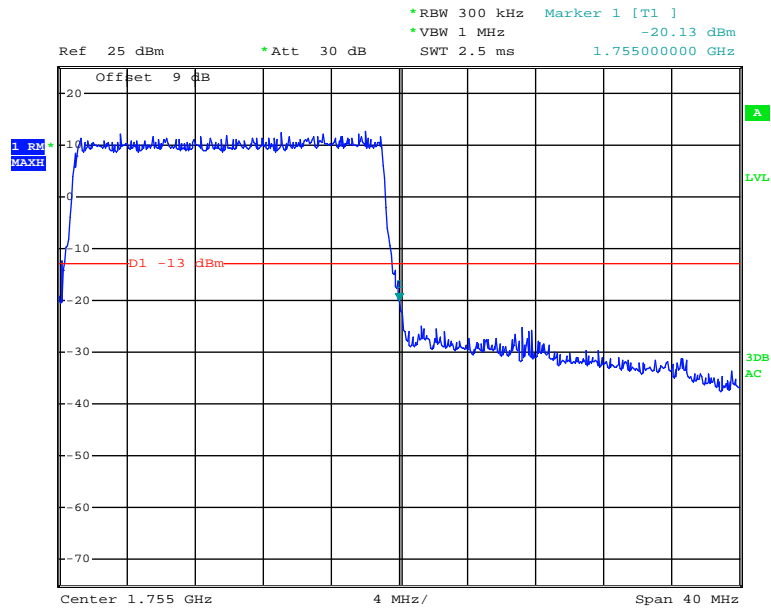
Date: 25.JUL.2020 13:06:57

### Band 4\_20 MHz\_High\_QPSK\_RB100#0



Date: 25.JUL.2020 13:07:21

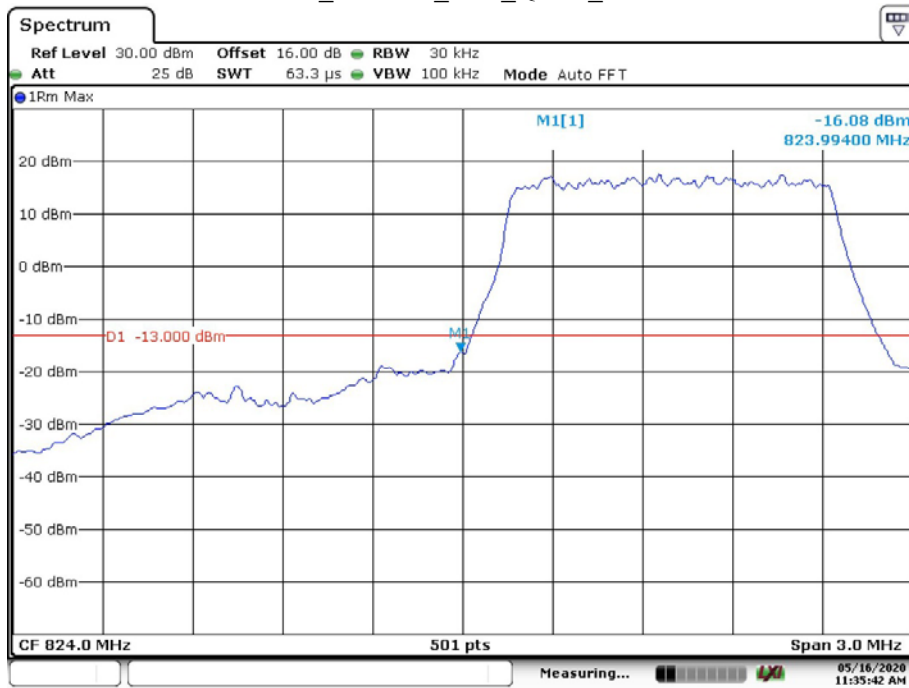
### Band 4\_20 MHz\_High\_16QAM\_RB100#0



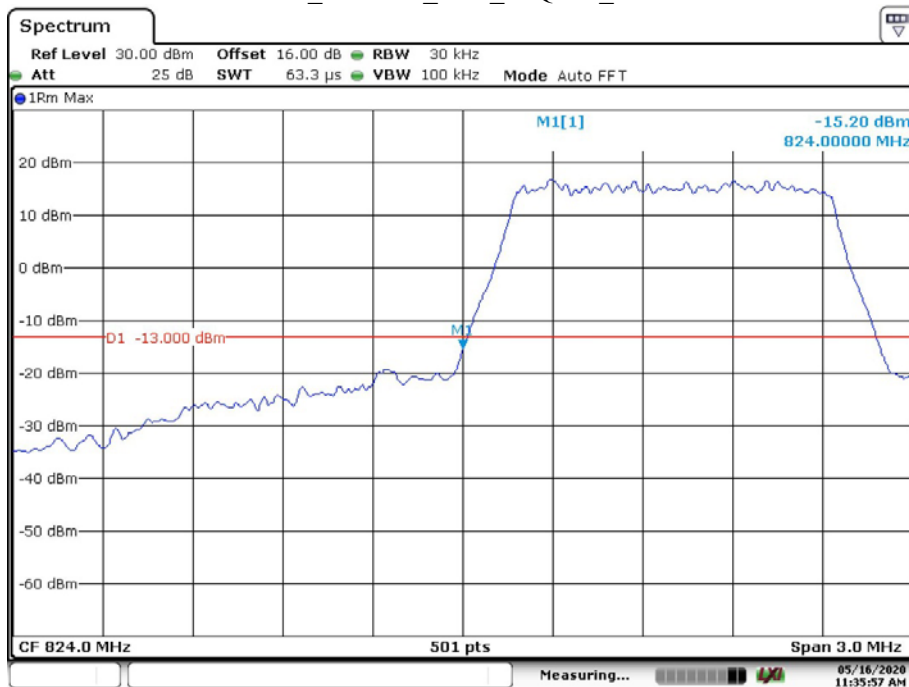
Date: 25.JUL.2020 13:07:45

LTE Band 5

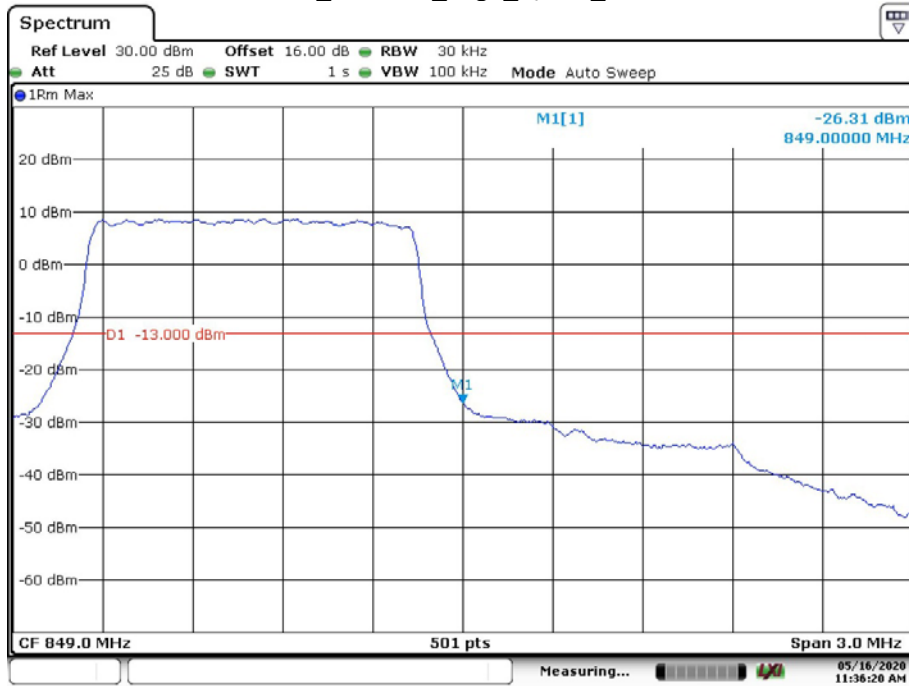
Band 5\_1.4 MHz\_Low\_QPSK\_RB6#0



Band 5\_1.4 MHz\_Low\_16QAM\_RB6#0

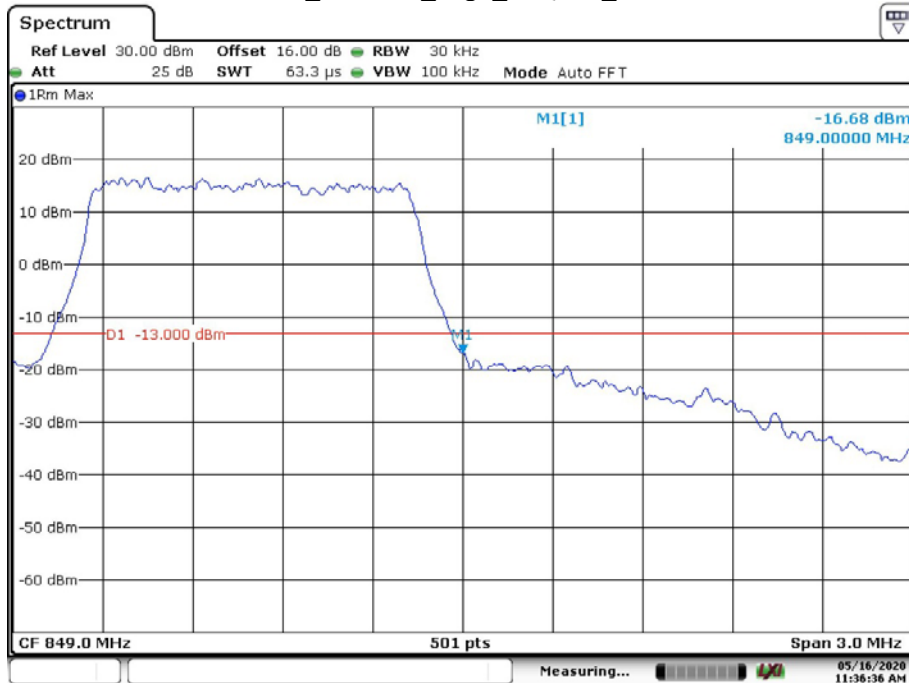


Band 5\_1.4 MHz\_High\_QPSK\_RB6#0



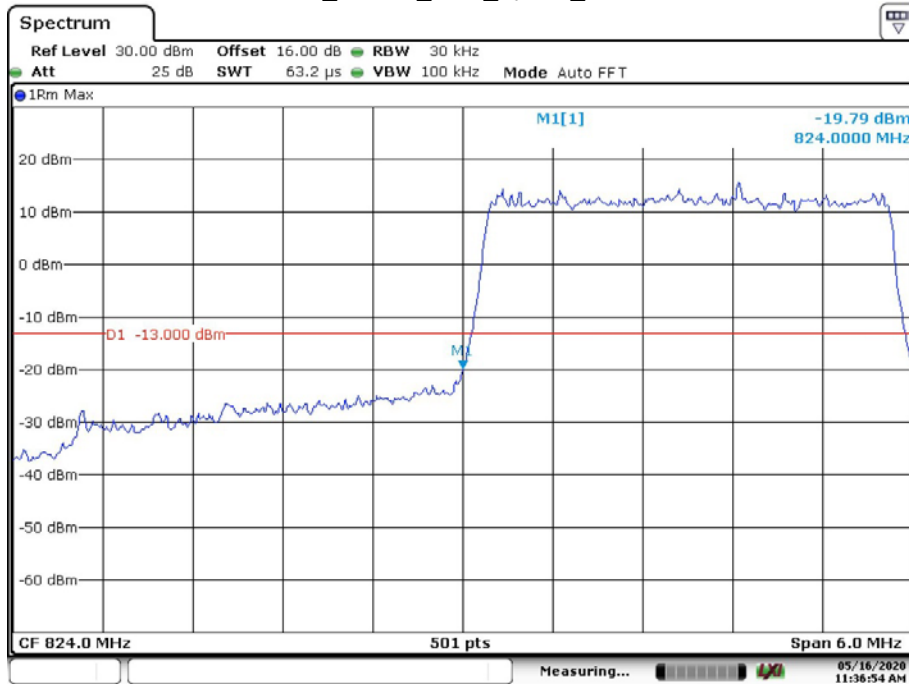
Date: 16.MAY.2020 11:36:21

Band 5\_1.4 MHz\_High\_16QAM\_RB6#0



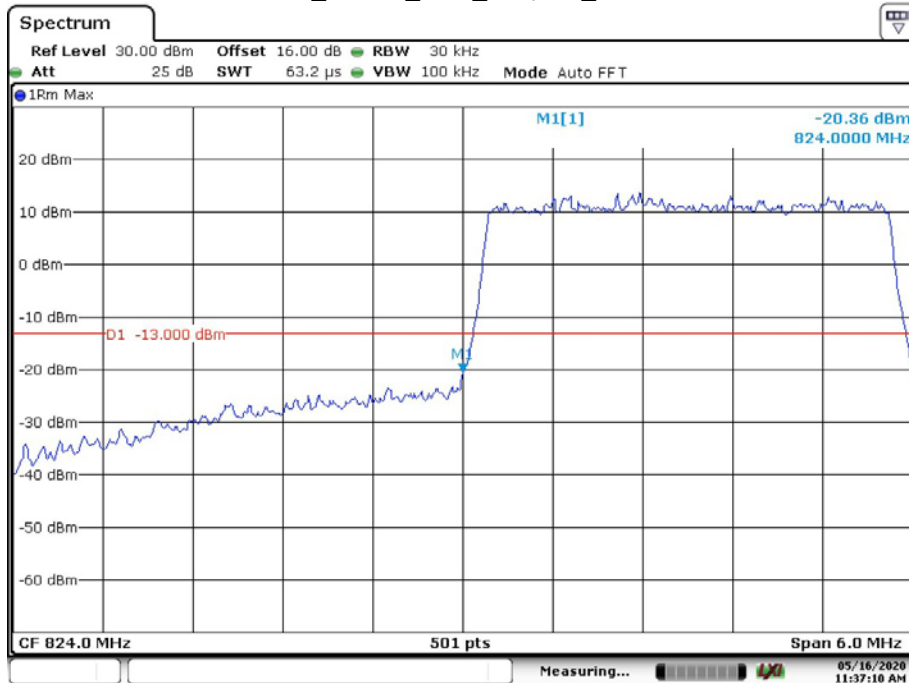
Date: 16.MAY.2020 11:36:37

Band 5\_3 MHz\_Low\_QPSK\_RB15#0



Date: 16.MAY.2020 11:36:55

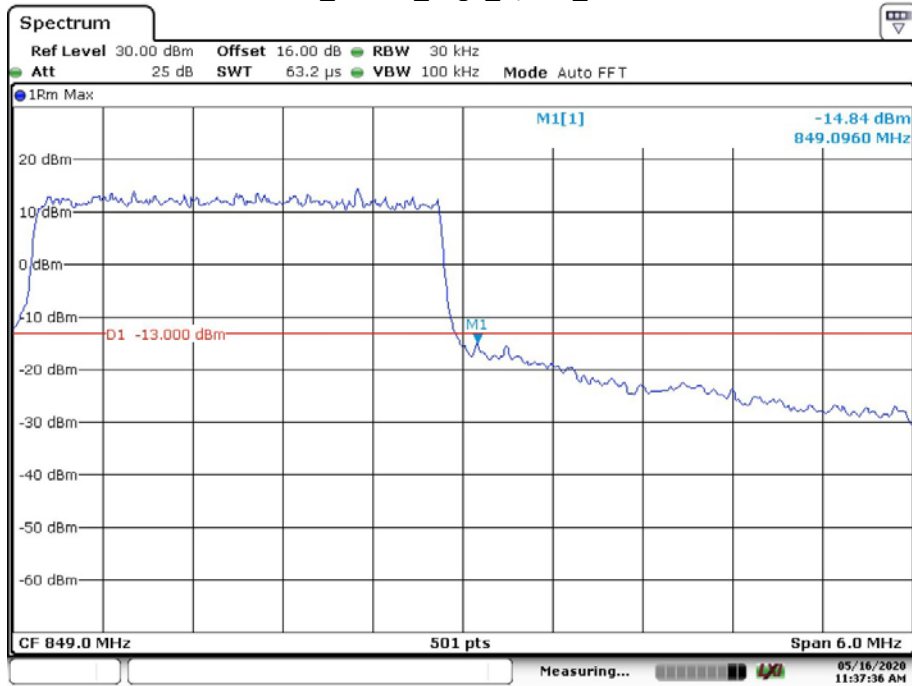
Band 5\_3 MHz\_Low\_16QAM\_RB15#0



Date: 16.MAY.2020 11:37:11

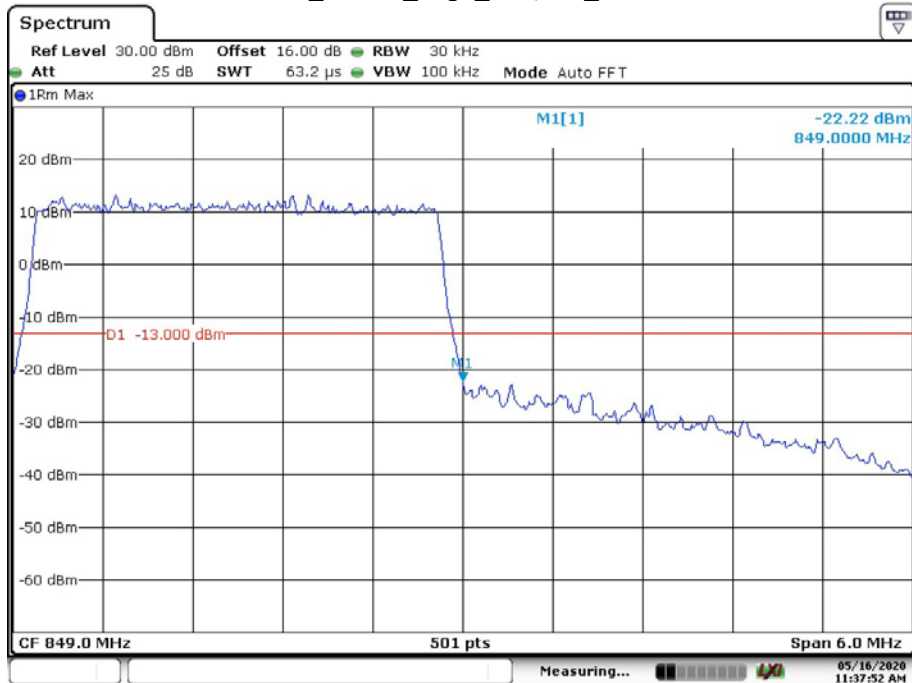


Band 5\_3 MHz\_High\_QPSK\_RB15#0



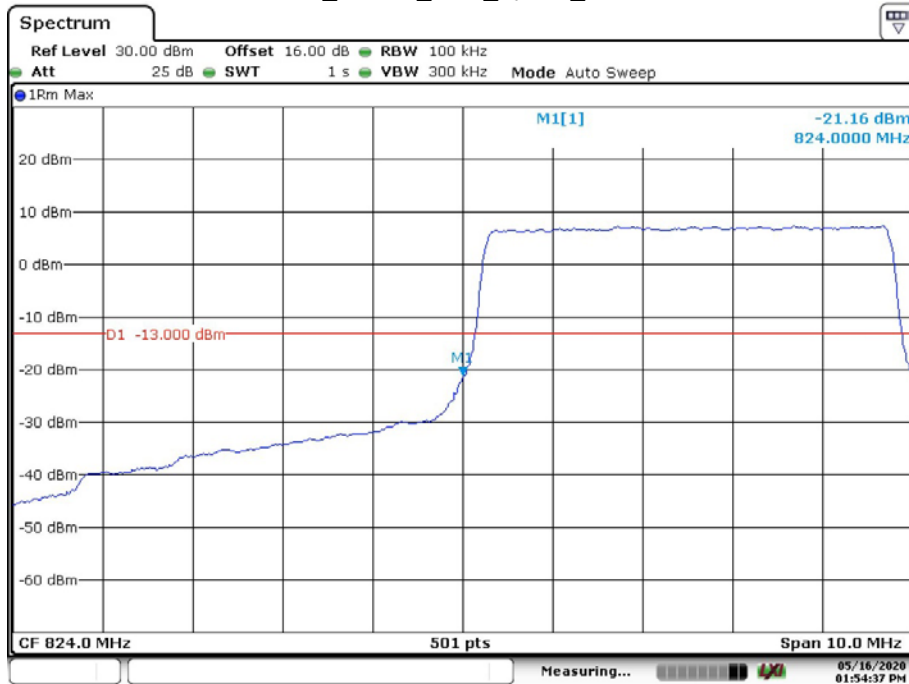
Date: 16.MAY.2020 11:37:37

Band 5\_3 MHz\_High\_16QAM\_RB15#0



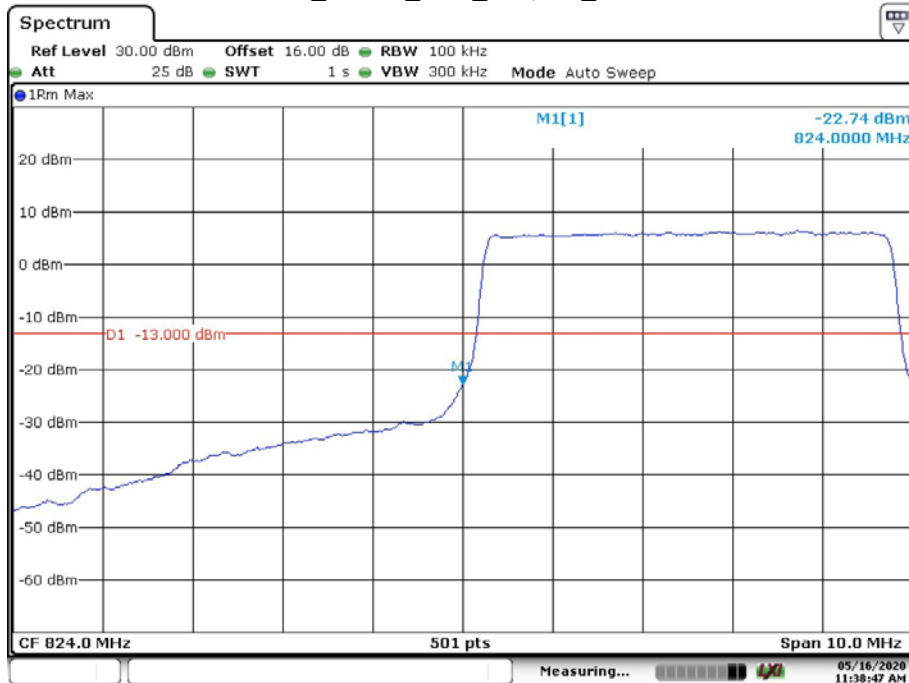
Date: 16.MAY.2020 11:37:52

Band 5\_5 MHz\_Low\_QPSK\_RB25#0



Date: 16.MAY.2020 13:54:37

Band 5\_5 MHz\_Low\_16QAM\_RB25#0



Date: 16.MAY.2020 11:38:48